



## The Photos of SAR test

**TCL Communication Ltd.**

**LTE / UMTS / GSM mobile phone**

**Model Name: 5080A**

**With**

**Hardware Version: PIO**

**Software Version: 2CA6**



**Note:**

The test results in this test report relate only to the devices specified in this report. This report shall not be reproduced except in full without the written approval of CTTL.

**Test Laboratory:**


CTTL, Telecommunication Technology Labs, Academy of Telecommunication Research, MIIT  
No. 51 Shouxiang Science Building, Xueyuan Road, Haidian District, Beijing, P. R. China 100191  
Tel: +86(0)10-62304633-2512, Fax: +86(0)10-62304633-2504  
Email: [cttl\\_terminals@catr.cn](mailto:cttl_terminals@catr.cn), website: [www.chinattl.com](http://www.chinattl.com)




**Picture 1: Constituents of the sample**



**Picture 2: Left Hand Touch Cheek Position**




**Picture 3: Left Hand Tilt 15° Position**



**Picture 4: Right Hand Touch Cheek Position**







**Picture 5: Right Hand Tilt 15° Position**

**Test positions for body:**

The Body SAR is tested at the following 6 test positions all with the distance =10mm between the EUT and the phantom bottom:




**Picture 6: Front**



Picture 7: Rear



Picture 8: Left Edge



**Picture 9: Right Edge**




**Picture 10: Top Edge**





**Picture 11: Bottom Edge**



**Picture 11-1: Bottom Edge with Headset**