



EX3DV4 – SN:3617

August 26, 2015

Probe EX3DV4

SN:3617

Manufactured: May 3, 2007
Calibrated: August 26, 2015

Calibrated for DASY/EASY Systems
(Note: non-compatible with DASY2 system!)

EX3DV4- SN:3617

August 26, 2015

DASY/EASY - Parameters of Probe: EX3DV4 - SN:3617

Basic Calibration Parameters

	Sensor X	Sensor Y	Sensor Z	Unc (k=2)
Norm ($\mu V/(V/m)^2$) ^A	0.35	0.22	0.32	± 10.1 %
DCP (mV) ^B	103.7	99.6	98.7	

Modulation Calibration Parameters

UID	Communication System Name		A dB	B dB/μV	C	D dB	VR mV	Unc ^E (k=2)
0	CW	X	0.0	0.0	1.0	0.00	181.1	±2.5 %
		Y	0.0	0.0	1.0		172.2	
		Z	0.0	0.0	1.0		179.1	

The reported uncertainty of measurement is stated as the standard uncertainty of measurement multiplied by the coverage factor k=2, which for a normal distribution corresponds to a coverage probability of approximately 95%.

^A The uncertainties of Norm X,Y,Z do not affect the E²-field uncertainty inside TSL (see Pages 5 and 6).

^B Numerical linearization parameter: uncertainty not required.

^E Uncertainty is determined using the max. deviation from linear response applying rectangular distribution and is expressed for the square of the field value.

EX3DV4- SN:3617

August 26, 2015

DASY/EASY - Parameters of Probe: EX3DV4 - SN:3617

Calibration Parameter Determined in Head Tissue Simulating Media

f (MHz) ^C	Relative Permittivity ^F	Conductivity (S/m) ^F	ConvF X	ConvF Y	ConvF Z	Alpha ^G	Depth ^G (mm)	Unc (k=2)
750	41.9	0.89	9.98	9.98	9.98	0.41	0.88	± 12.0 %
835	41.5	0.90	9.56	9.56	9.56	0.50	0.80	± 12.0 %
900	41.5	0.97	9.41	9.41	9.41	0.45	0.85	± 12.0 %
1450	40.5	1.20	8.76	8.76	8.76	0.27	1.02	± 12.0 %
1640	40.3	1.29	8.62	8.62	8.62	0.30	0.80	± 12.0 %
1750	40.1	1.37	8.34	8.34	8.34	0.26	0.94	± 12.0 %
1810	40.0	1.40	8.13	8.13	8.13	0.28	0.89	± 12.0 %
1900	40.0	1.40	8.07	8.07	8.07	0.34	0.80	± 12.0 %
2000	40.0	1.40	8.04	8.04	8.04	0.32	0.89	± 12.0 %
2100	39.8	1.49	8.11	8.11	8.11	0.31	0.89	± 12.0 %
2300	39.5	1.67	7.74	7.74	7.74	0.27	0.97	± 12.0 %
2450	39.2	1.80	7.24	7.24	7.24	0.28	0.96	± 12.0 %
2600	39.0	1.96	7.21	7.21	7.21	0.43	0.80	± 12.0 %
3500	37.9	2.91	7.28	7.28	7.28	0.30	1.20	± 13.1 %
3700	37.7	3.12	6.79	6.79	6.79	0.28	1.20	± 13.1 %
5200	36.0	4.66	5.46	5.46	5.46	0.35	1.80	± 13.1 %
5300	35.9	4.76	5.28	5.28	5.28	0.35	1.80	± 13.1 %
5500	35.6	4.96	5.05	5.05	5.05	0.35	1.80	± 13.1 %
5600	35.5	5.07	4.75	4.75	4.75	0.40	1.80	± 13.1 %
5800	35.3	5.27	4.85	4.85	4.85	0.40	1.80	± 13.1 %

^C Frequency validity above 300 MHz of ± 100 MHz only applies for DASY v4.4 and higher (see Page 2), else it is restricted to ± 50 MHz. The uncertainty is the RSS of the ConvF uncertainty at calibration frequency and the uncertainty for the indicated frequency band. Frequency validity below 300 MHz is ± 10, 25, 40, 50 and 70 MHz for ConvF assessments at 30, 64, 128, 150 and 220 MHz respectively. Above 5 GHz frequency validity can be extended to ± 110 MHz.

^F At frequencies below 3 GHz, the validity of tissue parameters (ϵ and σ) can be relaxed to ± 10% if liquid compensation formula is applied to measured SAR values. At frequencies above 3 GHz, the validity of tissue parameters (ϵ and σ) is restricted to ± 5%. The uncertainty is the RSS of the ConvF uncertainty for indicated target tissue parameters.

^G Alpha/Depth are determined during calibration. SPEAG warrants that the remaining deviation due to the boundary effect after compensation is always less than ± 1% for frequencies below 3 GHz and below ± 2% for frequencies between 3-6 GHz at any distance larger than half the probe tip diameter from the boundary.

EX3DV4–SN:3617

August 26, 2015

DASY/EASY - Parameters of Probe: EX3DV4 - SN:3617

Calibration Parameter Determined in Body Tissue Simulating Media

f (MHz) ^C	Relative Permittivity ^F	Conductivity (S/m) ^F	ConvF X	ConvF Y	ConvF Z	Alpha ^G	Depth ^G (mm)	Unc (k=2)
750	55.5	0.96	9.76	9.76	9.76	0.58	0.79	± 12.0 %
835	55.2	0.97	9.71	9.71	9.71	0.50	0.80	± 12.0 %
900	55.0	1.05	9.47	9.47	9.47	0.50	0.80	± 12.0 %
1450	54.0	1.30	8.27	8.27	8.27	0.21	1.33	± 12.0 %
1640	53.8	1.40	8.31	8.31	8.31	0.39	0.91	± 12.0 %
1750	53.4	1.49	7.96	7.96	7.96	0.43	0.80	± 12.0 %
1810	53.3	1.52	7.88	7.88	7.88	0.44	0.80	± 12.0 %
1900	53.3	1.52	7.74	7.74	7.74	0.37	0.83	± 12.0 %
2000	53.3	1.52	7.97	7.97	7.97	0.24	1.05	± 12.0 %
2100	53.2	1.62	8.08	8.08	8.08	0.27	1.00	± 12.0 %
2300	52.9	1.81	7.68	7.68	7.68	0.32	0.94	± 12.0 %
2450	52.7	1.95	7.35	7.35	7.35	0.32	0.80	± 12.0 %
2600	52.5	2.16	7.20	7.20	7.20	0.25	0.80	± 12.0 %
3500	51.3	3.31	6.60	6.60	6.60	0.30	1.20	± 13.1 %
3700	51.0	3.55	6.72	6.72	6.72	0.32	1.25	± 13.1 %
5200	49.0	5.30	4.88	4.88	4.88	0.40	1.90	± 13.1 %
5300	48.9	5.42	4.69	4.69	4.69	0.40	1.90	± 13.1 %
5500	48.6	5.65	4.41	4.41	4.41	0.40	1.90	± 13.1 %
5600	48.5	5.77	4.27	4.27	4.27	0.45	1.90	± 13.1 %
5800	48.2	6.00	4.41	4.41	4.41	0.45	1.90	± 13.1 %

^C Frequency validity above 300 MHz of ± 100 MHz only applies for DASY v4.4 and higher (see Page 2), else it is restricted to ± 50 MHz. The uncertainty is the RSS of the ConvF uncertainty at calibration frequency and the uncertainty for the indicated frequency band. Frequency validity below 300 MHz is ± 10, 25, 40, 50 and 70 MHz for ConvF assessments at 30, 64, 128, 150 and 220 MHz respectively. Above 5 GHz frequency validity can be extended to ± 110 MHz.

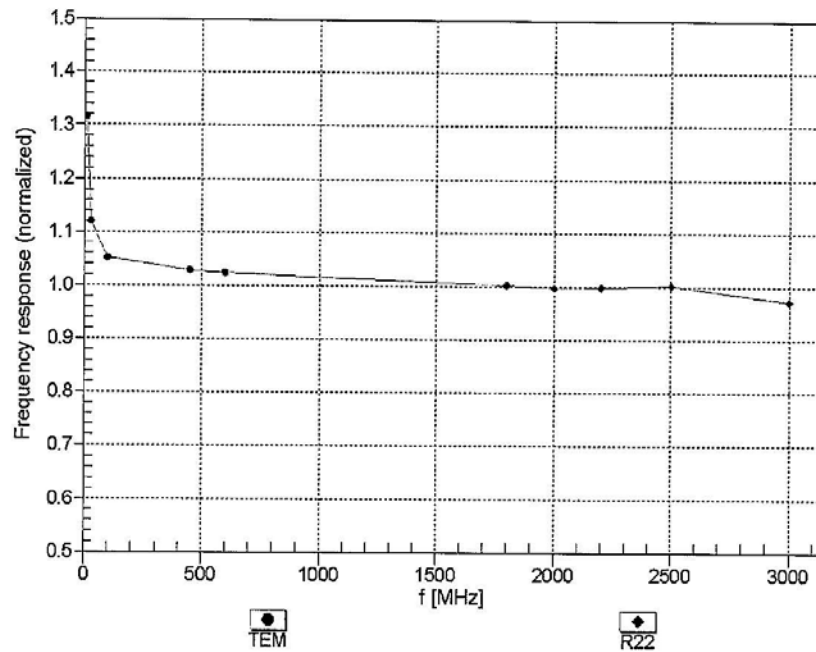
^F At frequencies below 3 GHz, the validity of tissue parameters (ϵ and σ) can be relaxed to ± 10% if liquid compensation formula is applied to measured SAR values. At frequencies above 3 GHz, the validity of tissue parameters (ϵ and σ) is restricted to ± 5%. The uncertainty is the RSS of the ConvF uncertainty for indicated target tissue parameters.

^G Alpha/Depth are determined during calibration. SPEAG warrants that the remaining deviation due to the boundary effect after compensation is always less than ± 1% for frequencies below 3 GHz and below ± 2% for frequencies between 3-6 GHz at any distance larger than half the probe tip diameter from the boundary.

EX3DV4- SN:3617

August 26, 2015

Frequency Response of E-Field (TEM-Cell:ifi110 EXX, Waveguide: R22)

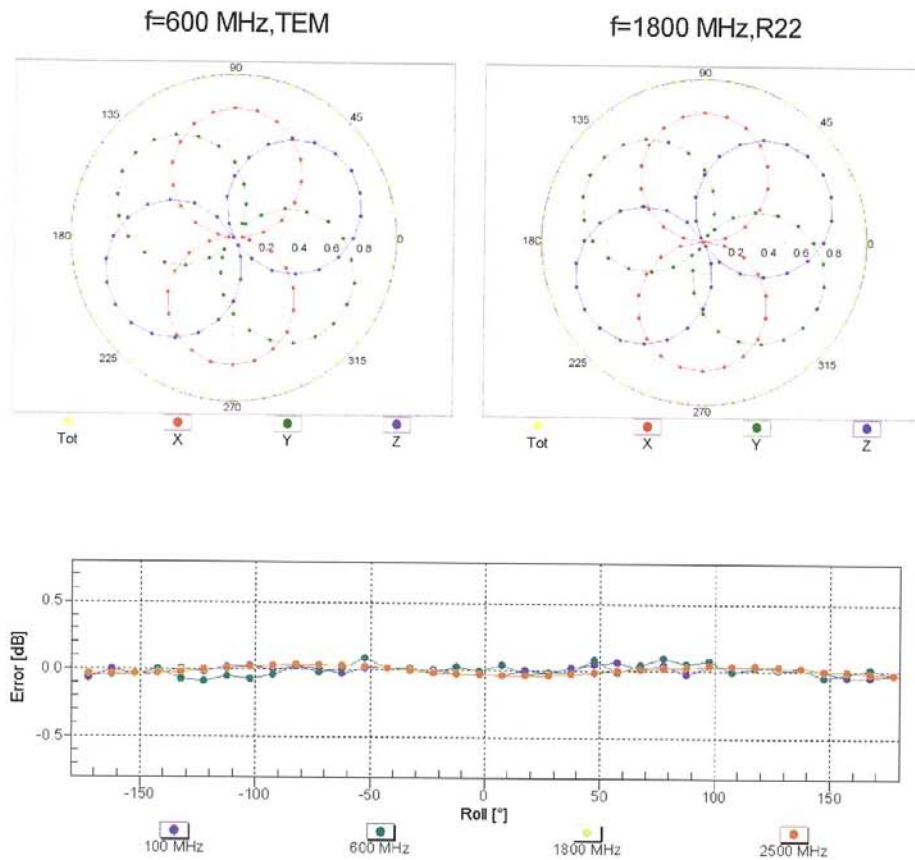


Uncertainty of Frequency Response of E-field: $\pm 6.3\%$ ($k=2$)

EX3DV4- SN:3617

August 26, 2015

Receiving Pattern (ϕ), $\theta = 0^\circ$

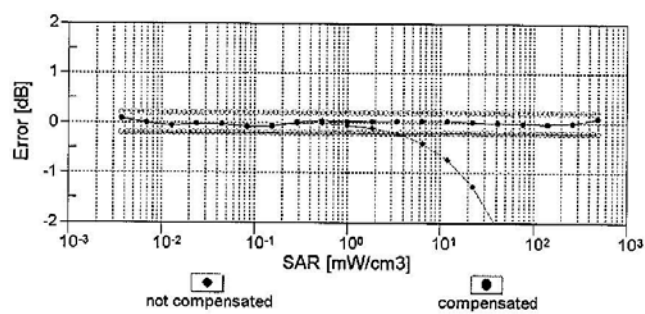
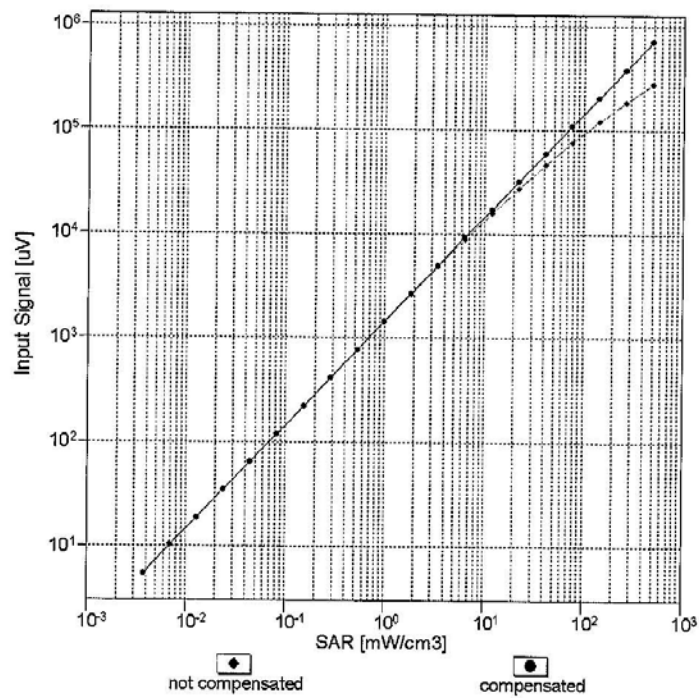


Uncertainty of Axial Isotropy Assessment: $\pm 0.5\%$ ($k=2$)

EX3DV4--SN:3617

August 26, 2015

Dynamic Range $f(\text{SAR}_{\text{head}})$ (TEM cell, $f_{\text{eval}} = 1900 \text{ MHz}$)

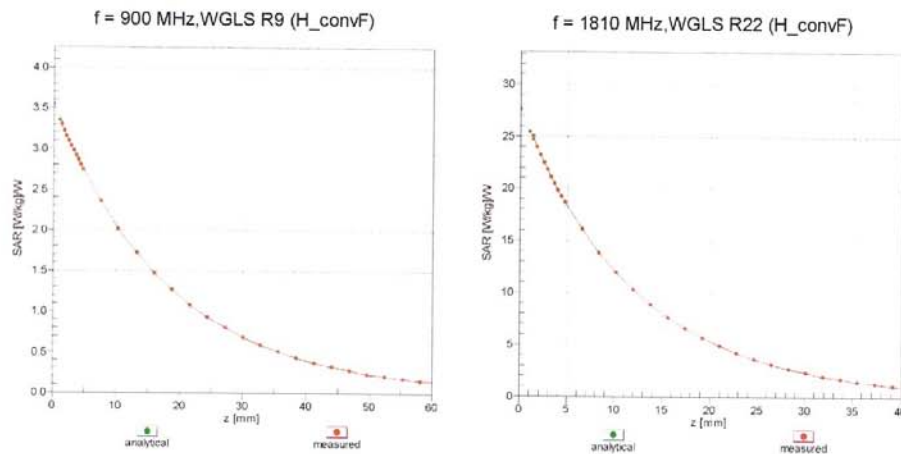


Uncertainty of Linearity Assessment: $\pm 0.6\%$ ($k=2$)

EX3DV4- SN:3617

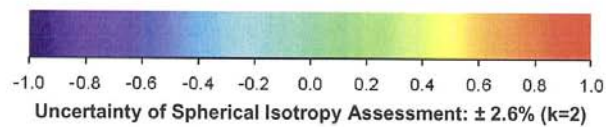
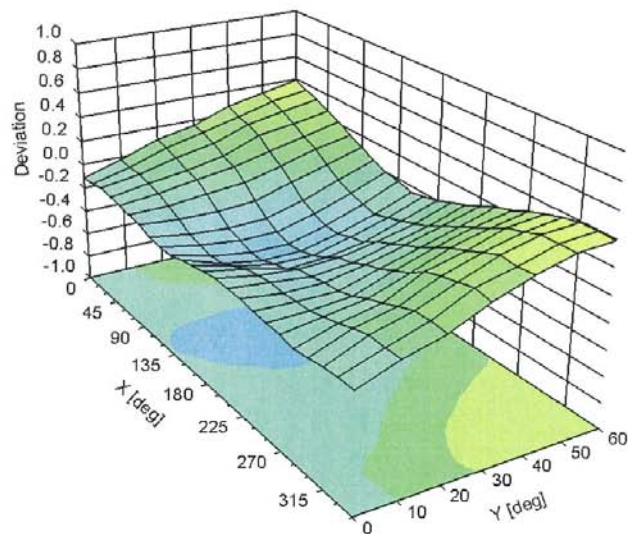
August 26, 2015

Conversion Factor Assessment



Deviation from Isotropy in Liquid

Error (ϕ , θ), f = 900 MHz





EX3DV4- SN:3617

August 26, 2015

DASY/EASY - Parameters of Probe: EX3DV4 - SN:3617

Other Probe Parameters

Sensor Arrangement	Triangular
Connector Angle (°)	67.5
Mechanical Surface Detection Mode	enabled
Optical Surface Detection Mode	disabled
Probe Overall Length	337 mm
Probe Body Diameter	10 mm
Tip Length	9 mm
Tip Diameter	2.5 mm
Probe Tip to Sensor X Calibration Point	1 mm
Probe Tip to Sensor Y Calibration Point	1 mm
Probe Tip to Sensor Z Calibration Point	1 mm
Recommended Measurement Distance from Surface	1.4 mm