



**No. 25T04Z100220-011**

**For**

**TCL Communication Ltd.**

**GSM/UMTS/LTE mobile phone**

**Model Name: T517A**

**with**

**Hardware Version: 05**

**Software Version: 3A4G**

**FCC ID: 2ACCJB236**

**Note:**

The test results in this test report relate only to the devices specified in this report. This report shall not be reproduced except in full without the written approval of CTTL.

**Test Laboratory:**

CTTL, Telecommunication Technology Labs, CAICT


No. 52, Huayuan North Road, Haidian District, Beijing, P. R. China 100191.

Tel: +86(0)10-62304633-2512, Fax: +86(0)10-62304633-2504


Email: [ctl\\_terminals@caict.ac.cn](mailto:ctl_terminals@caict.ac.cn), website: [www.caict.ac.cn](http://www.caict.ac.cn)




**Picture 1: Constituents of the sample**




**Picture 2: Left Head Touch Cheek Position**



**Picture 3: Left Head Tilt 15° Position**



**Picture 4: Right Head Touch Cheek Position**



**Picture 5: Right Head Tilt 15° Position**


**Test positions for body:**

The Body SAR is tested at the following 6 test positions all with the distance =10mm between the EUT and the phantom bottom:



**Picture 6: Front 10mm**






**Picture 7: Rear 10mm**



**Picture 8: Left 10mm**



**Picture 9: Right 10mm**



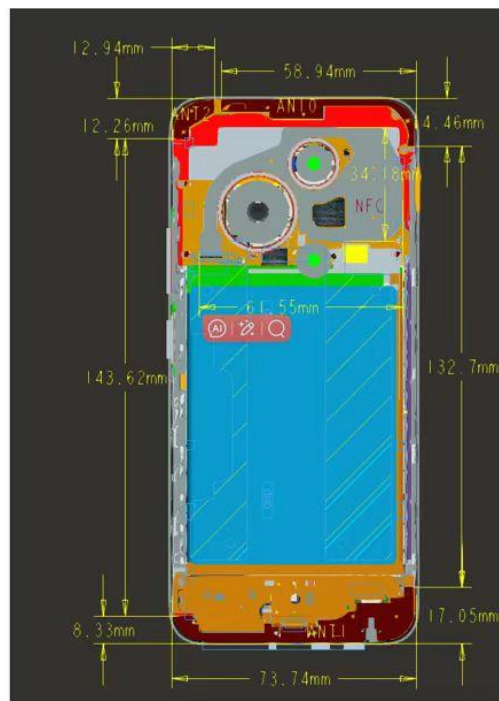
**Picture 10: Top 10mm**



Picture 11: Bottom 10mm

## Transmit Antenna Separation Distances

ANT2 GPS+WIFI 2.4G/5G/BT  
wifi 2.4G(b/g/n)  
wifi 5G(a/n/ac)  
GPS L1  
BT



ANT0 LB TRX+MHB DRX  
1.LB TRX  
GSM850/900  
WCDMA 5/8  
LTE B5/8/12/13/17/20/26/28  
2.MHB DRX  
GSM1800/1900  
WCDMA 1/2/4  
LTE B1/2/3/4/7/38/40/41/66

ANT1 LB DRX+MHB TRX  
1.LB DRX  
GSM850/900  
WCDMA 5/8  
LTE B5/8/12/13/17/20/26/28  
2.MHB TRX  
LTE B1/2/3/4/7/38/40/41/66

Picture 12 Antenna Locations