



SAR Test Setup




Picture 1: Back Side, the distance from EUT to the bottom of the Phantom is 0mm



Picture 2: Left Edge, the distance from EUT to the bottom of the Phantom is 0mm




Picture 3: Right Edge, the distance from EUT to the bottom of the Phantom is 0mm



Picture 4: Top Edge, the distance from EUT to the bottom of the Phantom is 0mm




Picture 5: Bottom Edge, the distance from EUT to the bottom of the Phantom is 0mm



Picture 6: Back Side, the distance from EUT to the bottom of the Phantom is 11mm



Picture 7: Back Side, the distance from EUT to the bottom of the Phantom is 14mm



Picture 8: Back Side, the distance from EUT to the bottom of the Phantom is 24mm



Picture 9: Top Edge, the distance from EUT to the bottom of the Phantom is 11mm



Picture 10: Top Edge, the distance from EUT to the bottom of the Phantom is 13mm



Picture 11: Top Edge, the distance from EUT to the bottom of the Phantom is 24mm