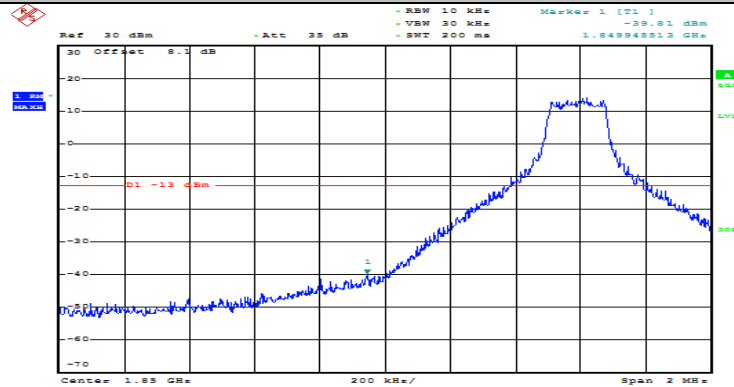
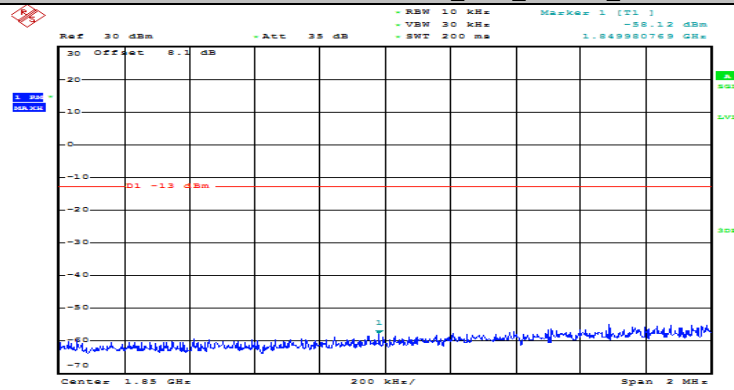


Channel Bandwidth: 10 MHz_LCH_16QAM_1RB#0



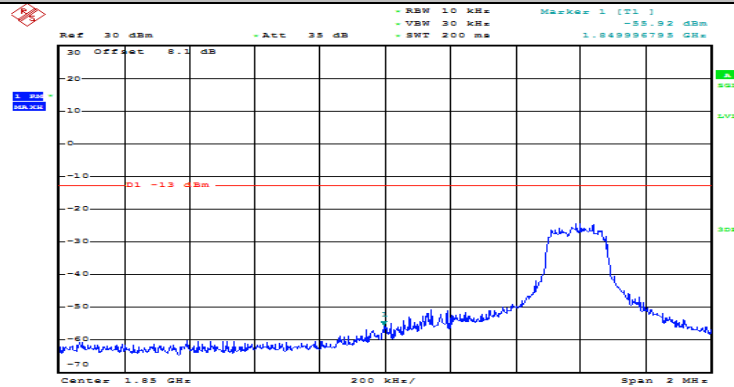
Date: 29 JUN 2016 16:58:38

Channel Bandwidth: 10 MHz_LCH_16QAM_1RB#24



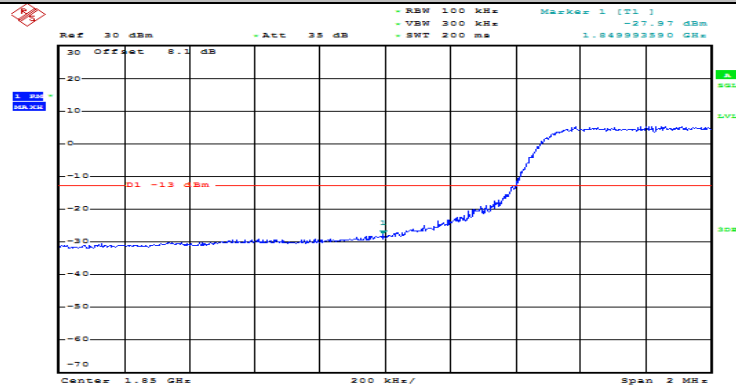
Date: 29 JUN 2016 16:58:43

Channel Bandwidth: 10 MHz_LCH_16QAM_1RB#49



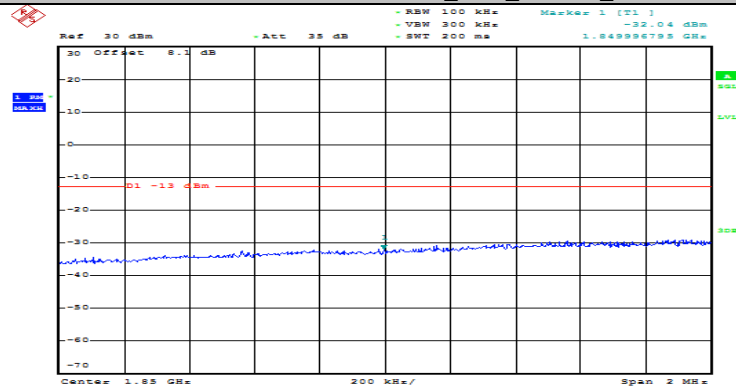
Date: 29 JUN 2016 16:58:49

Channel Bandwidth: 10 MHz_LCH_16QAM_25RB#0



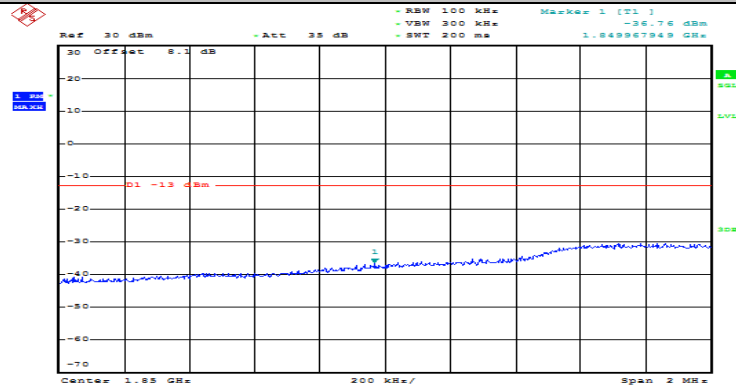
Date: 29 JUN 2016 16:59:19

Channel Bandwidth: 10 MHz_LCH_16QAM_25RB#12



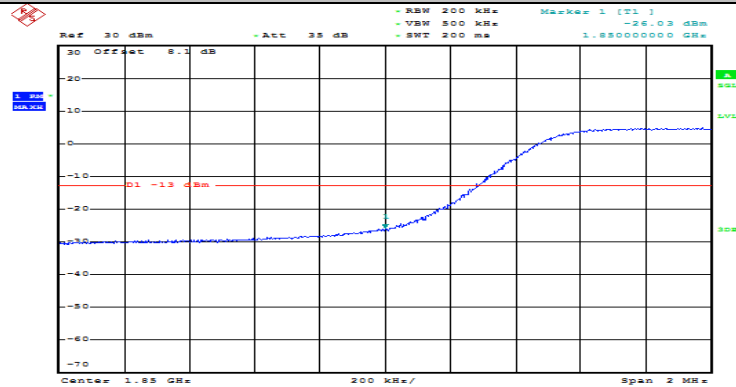
Date: 29 JUN 2016 16:59:25

Channel Bandwidth: 10 MHz_LCH_16QAM_25RB#25



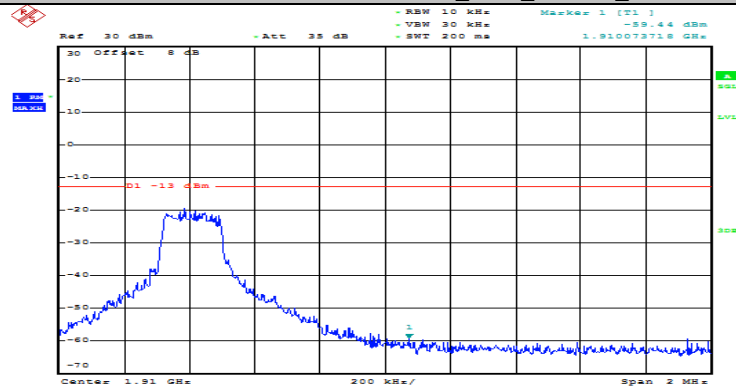
Date: 29 JUN 2016 16:59:30

Channel Bandwidth: 10 MHz_LCH_16QAM_50RB#0



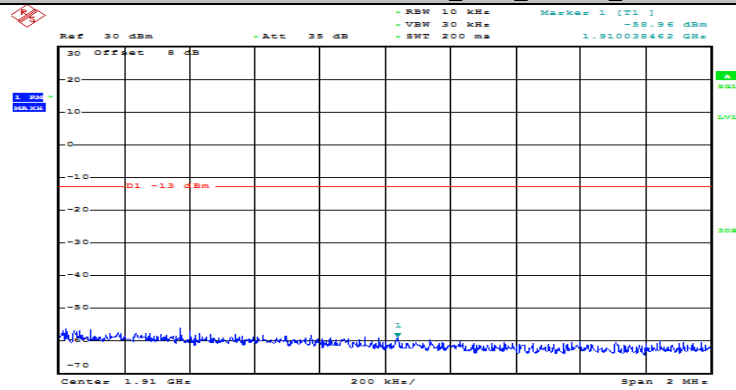
Date: 29 JUN 2016 16:59:49

Channel Bandwidth: 10 MHz_HCH_16QAM_1RB#0



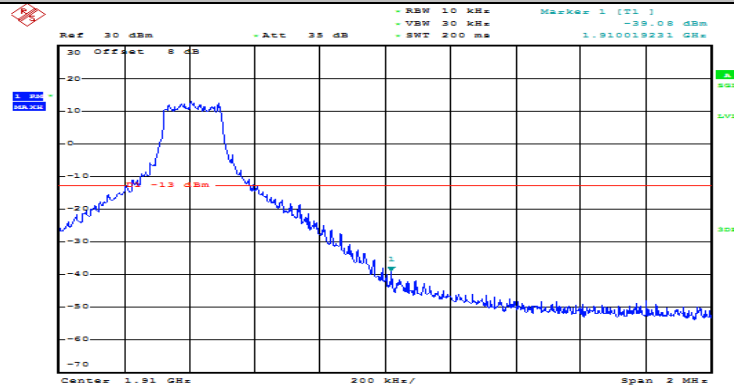
Date: 29 JUN 2016 17:00:19

Channel Bandwidth: 10 MHz_HCH_16QAM_1RB#24



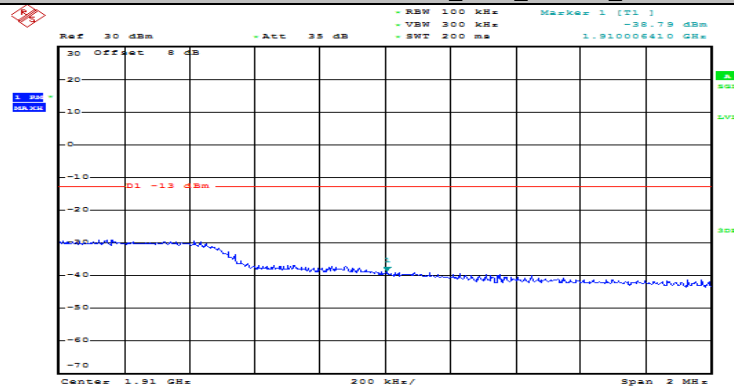
Date: 29 JUN 2016 17:00:24

Channel Bandwidth: 10 MHz_HCH_16QAM_1RB#49



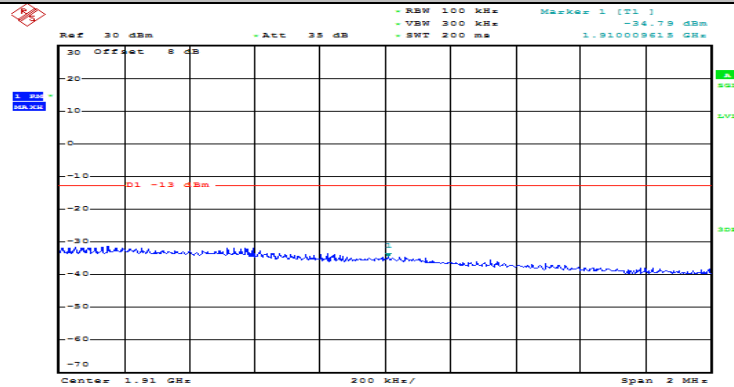
Date: 29 JUN 2016 17:00:30

Channel Bandwidth: 10 MHz_HCH_16QAM_25RB#0



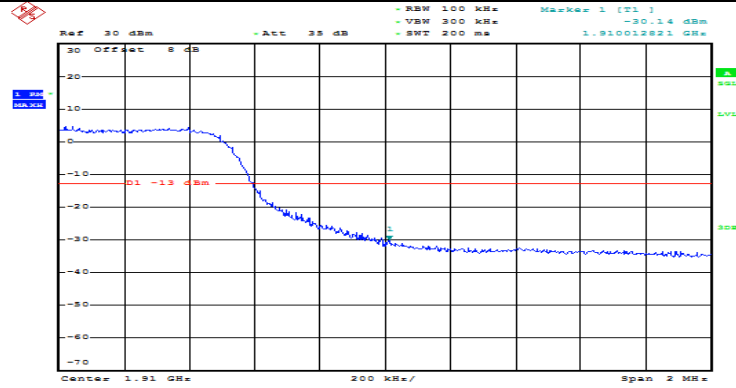
Date: 29 JUN 2016 17:01:00

Channel Bandwidth: 10 MHz_HCH_16QAM_25RB#12



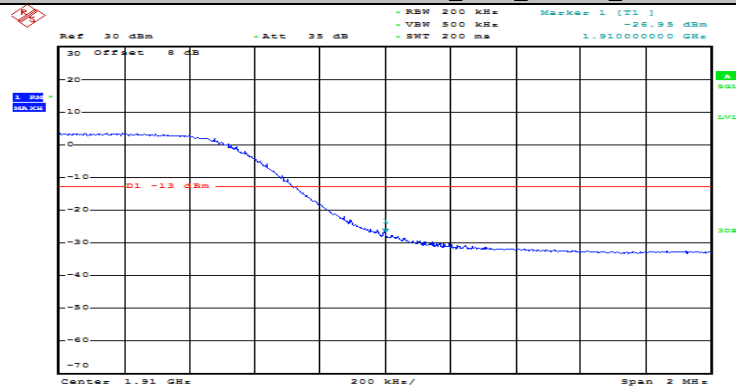
Date: 29 JUN 2016 17:01:06

Channel Bandwidth: 10 MHz_HCH_16QAM_25RB#25



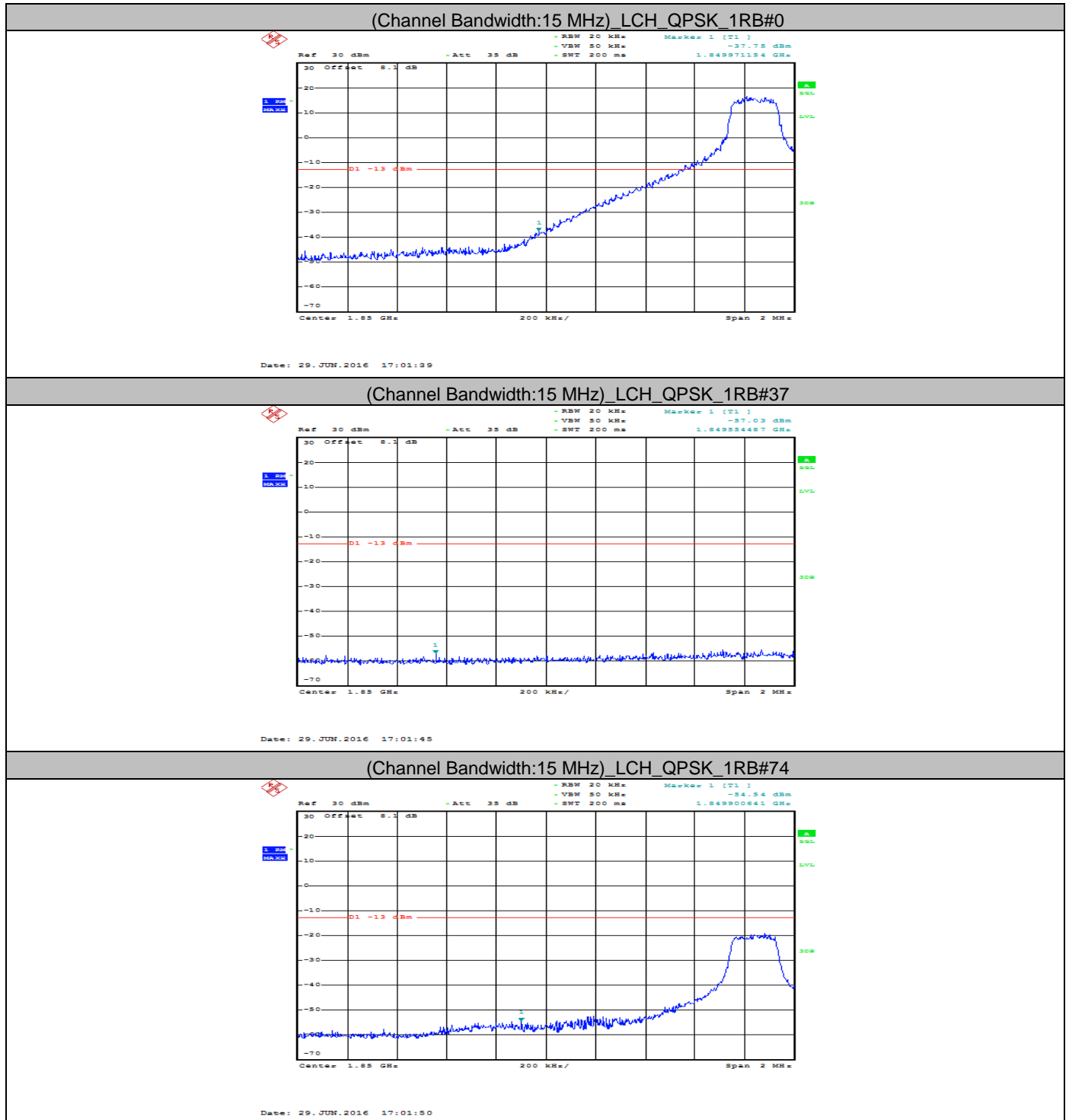
Date: 29 JUN 2016 17:01:11

Channel Bandwidth: 10 MHz_HCH_16QAM_50RB#0

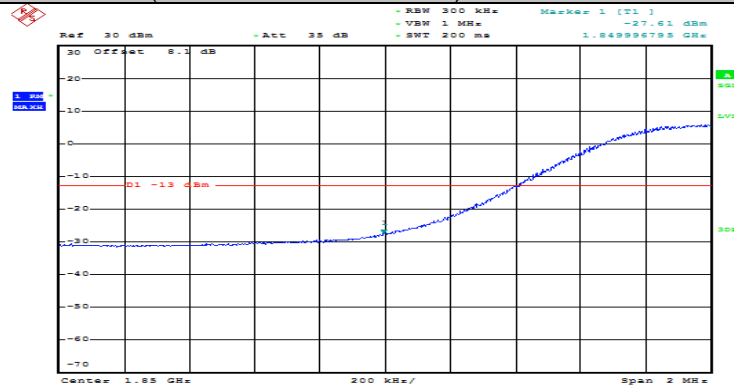


Date: 29 JUN 2016 17:01:30

Band edge measurement
LTE Band 2
Channel Bandwidth: 15 MHz

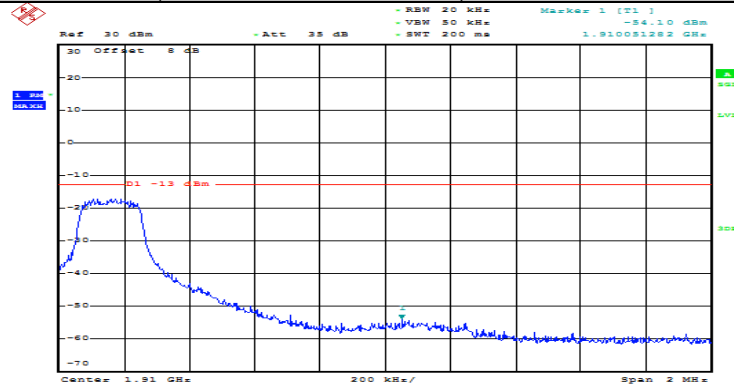


(Channel Bandwidth:15 MHz) LCH_QPSK_75RB#0



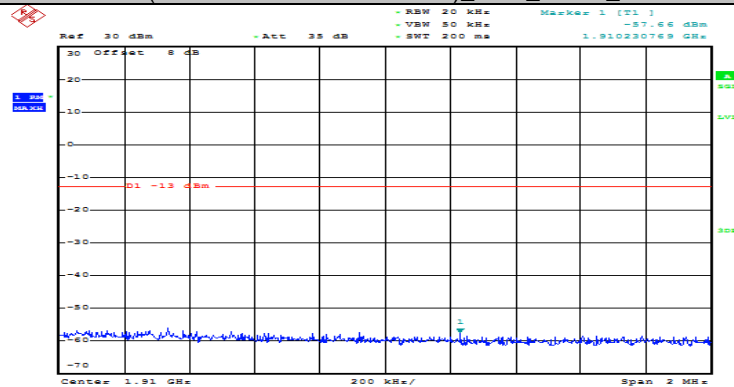
Date: 29 JUN.2016 17:03:02

(Channel Bandwidth:15 MHz) HCH_QPSK_1RB#0



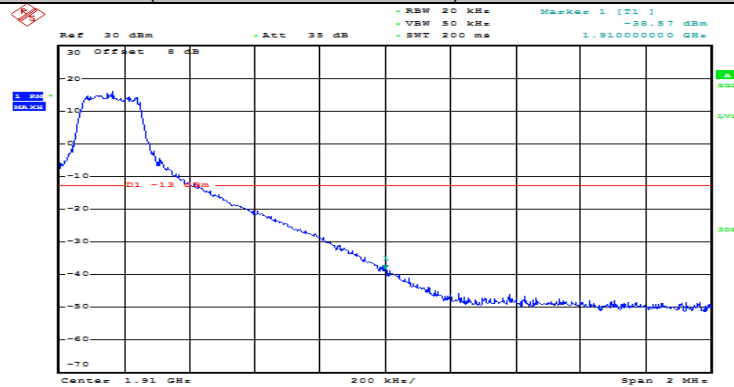
Date: 29 JUN.2016 17:03:20

(Channel Bandwidth:15 MHz) HCH_QPSK_1RB#37



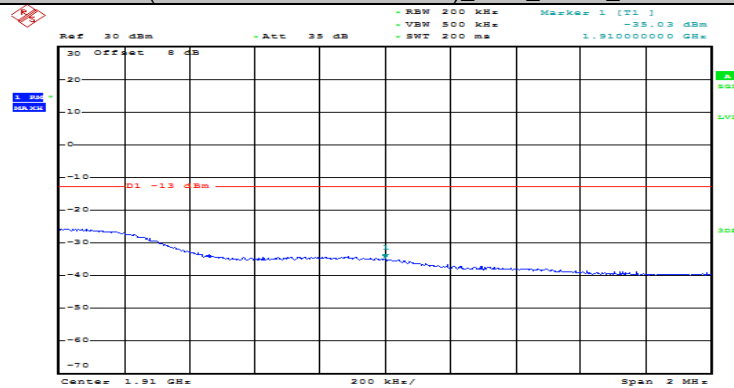
Date: 29 JUN.2016 17:03:26

(Channel Bandwidth:15 MHz)_HCH_QPSK_1RB#74



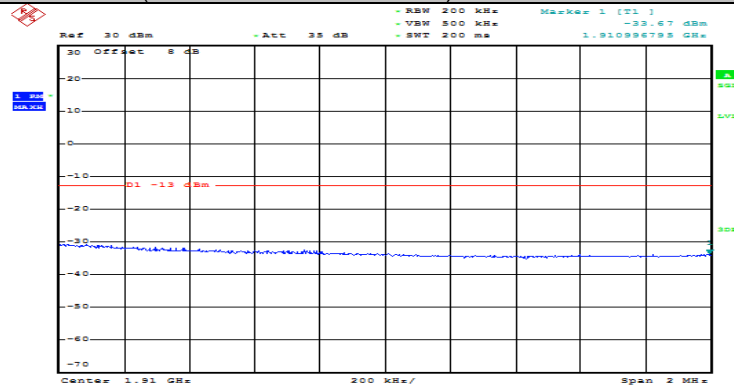
Date: 29 JUN 2016 17:03:32

(Channel Bandwidth:15 MHz)_HCH_QPSK_37RB#0



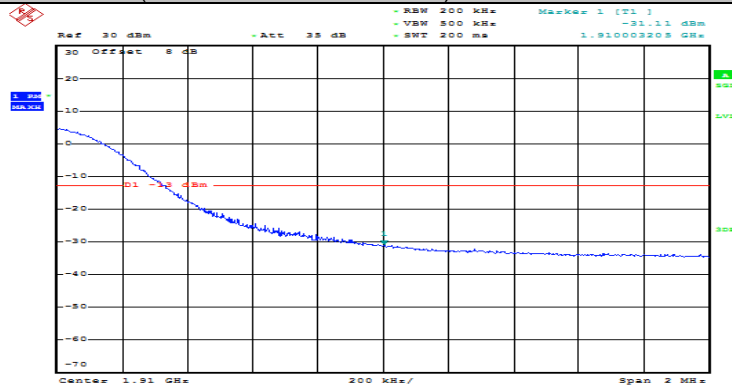
Date: 29 JUN 2016 17:04:01

(Channel Bandwidth:15 MHz)_HCH_QPSK_37RB#18



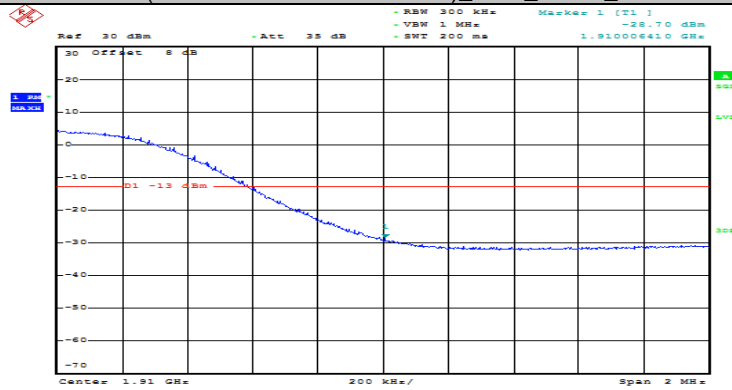
Date: 29 JUN 2016 17:04:07

(Channel Bandwidth:15 MHz)_HCH_QPSK_37RB#38



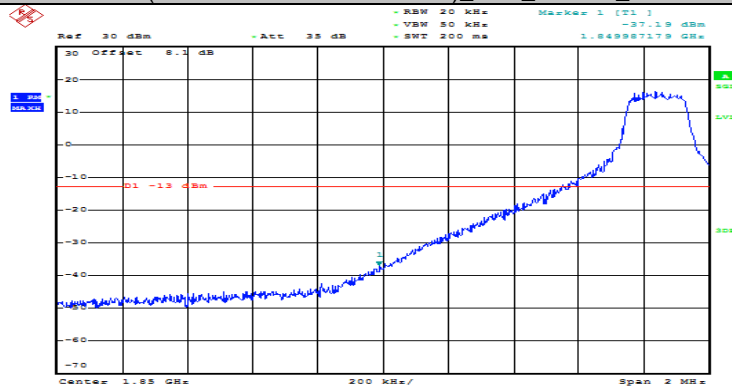
Date: 29 JUN 2016 17:04:13

(Channel Bandwidth:15 MHz)_HCH_QPSK_75RB#0



Date: 29 JUN 2016 17:04:43

(Channel Bandwidth:15 MHz)_LCH_16QAM_1RB#0



Date: 29 JUN 2016 17:02:00

The screenshot shows a Spectrum Analyzer interface with the following settings and display:

- Top Panel:**
 - Ref: 30 dBm
 - Att: 35 dB
 - RBW: 200 kHz
 - VBW: 500 kHz
 - SWT: 200 ms
 - Marker 1 (T1): -31.93 dBm
 - 1.84998974 GHz
- Left Panel:**
 - 1 MHz
 - MAX
- Grid:**
 - Vertical axis (dBm): -70 to -20
 - Horizontal axis (Frequency): 1.85 GHz to 2.00 GHz
 - Span: 2 MHz
- Display:**
 - A red horizontal line is drawn at -13 dBm, labeled "01 -13 dBm".
 - A blue trace shows a noisy signal floor around -30 dBm.
 - A small peak is marked with a green '1' at approximately -31.93 dBm.

Date: 29. JUN. 2016 17:02:47

The screenshot shows a Spectrum Analyzer interface. At the top, there are several status indicators: a red 'X' icon, 'Ref 30 dBm', 'Att 35 dB', 'RBW 200 kHz', 'VBW 500 kHz', 'SWT 200 ms', 'Marker 1 (F1) -35.94 dBm', and '1.64996744 GHz'. The main display is a grid with a vertical axis from -70 to 30 dB and a horizontal axis from 1.85 GHz to 2.00 GHz. A red horizontal line is drawn at -13 dBm, labeled '01 -13 dBm'. A blue trace shows a noisy signal floor around -36 dBm, with a peak labeled '1' at approximately 1.95 GHz. On the right side, there are three vertical color-coded bars: a green bar labeled 'A', a yellow bar labeled 'SGL', and a blue bar labeled 'SGL'.

Date: 29. JUN. 2016 17:02:52

Ref 30 dBm - Att 35 dB - RBW 300 kHz - Mask# 1 (T1) -27.96 dBm
 1.85 GHz - VBW 1 MHz - SWT 200 ms 1.849999355 GHz

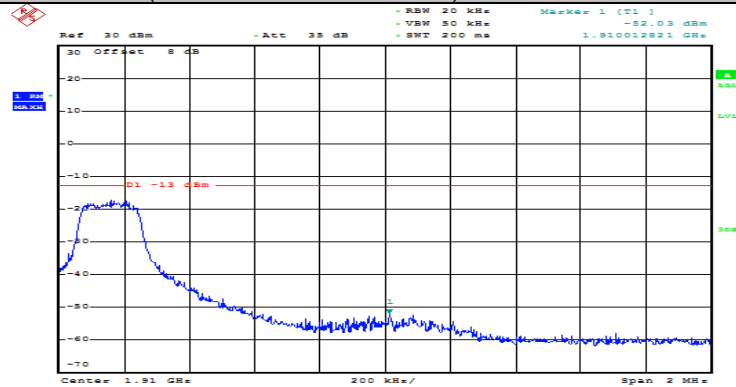
30 Off Att 8.1 dB
 -20
 -10
 -2
 -10
 -20
 -30
 -40
 -50
 -60
 -70

1.85 GHz
 200 kHz/
 Span 2 MHz

1.85 GHz
 200 kHz/
 Span 2 MHz

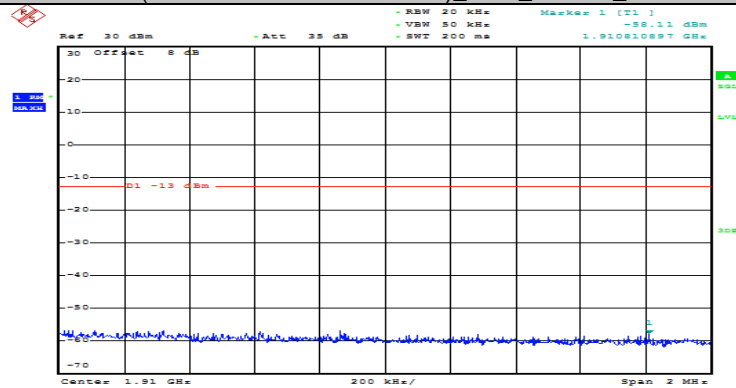
Date: 29.JUN.2016 17:03:11

(Channel Bandwidth:15 MHz)_HCH_16QAM_1RB#0



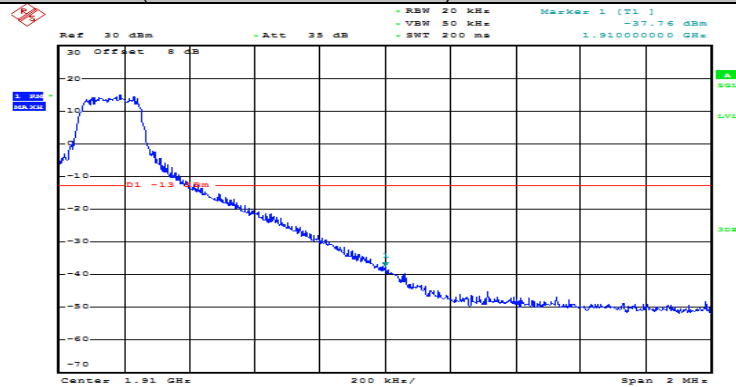
Date: 29 JUN 2016 17:03:41

(Channel Bandwidth:15 MHz)_HCH_16QAM_1RB#37



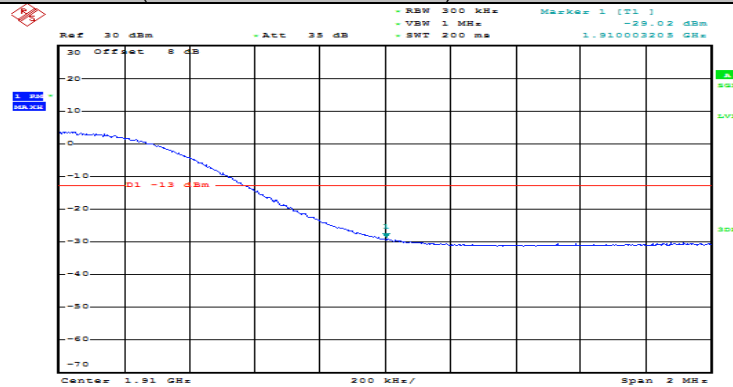
Date: 29 JUN 2016 17:03:46

(Channel Bandwidth:15 MHz)_HCH_16QAM_1RB#74



Date: 29 JUN 2016 17:03:52

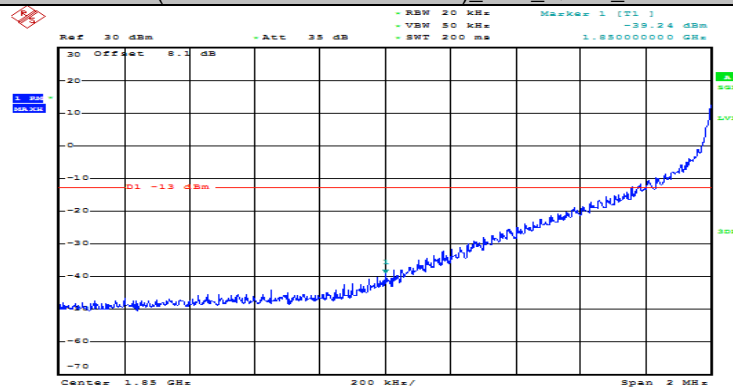
(Channel Bandwidth:15 MHz)_HCH_16QAM_75RB#0



Date: 29 JUN 2016 17:04:52

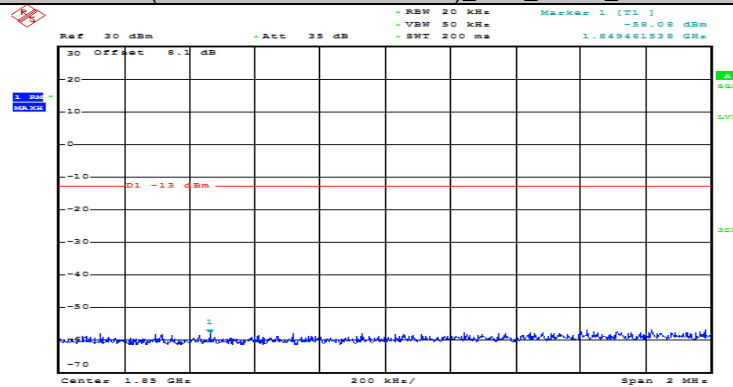
Band edge measurement
LTE Band 2
Channel Bandwidth: 20 MHz

(Channel Bandwidth:20 MHz)_LCH_QPSK_1RB#0



Date: 29 JUN 2016 17:05:01

(Channel Bandwidth:20 MHz)_LCH_QPSK_1RB#49



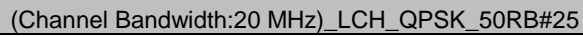
Date: 29 JUN 2016 17:05:07



Date: 29.JUN.2016 17:05:13

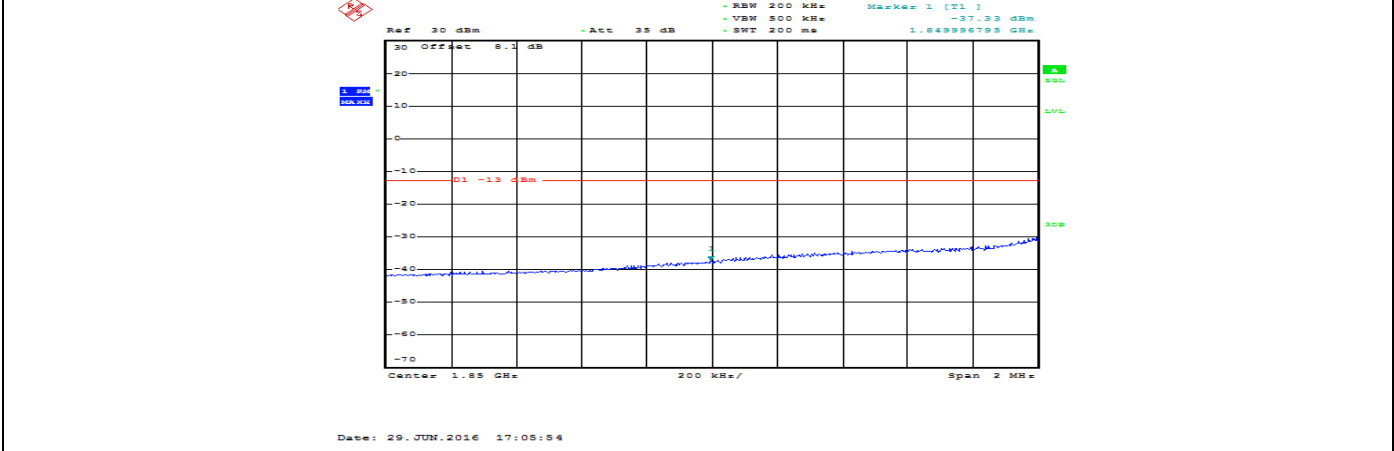


Date: 29.JUN.2016 17:05:43



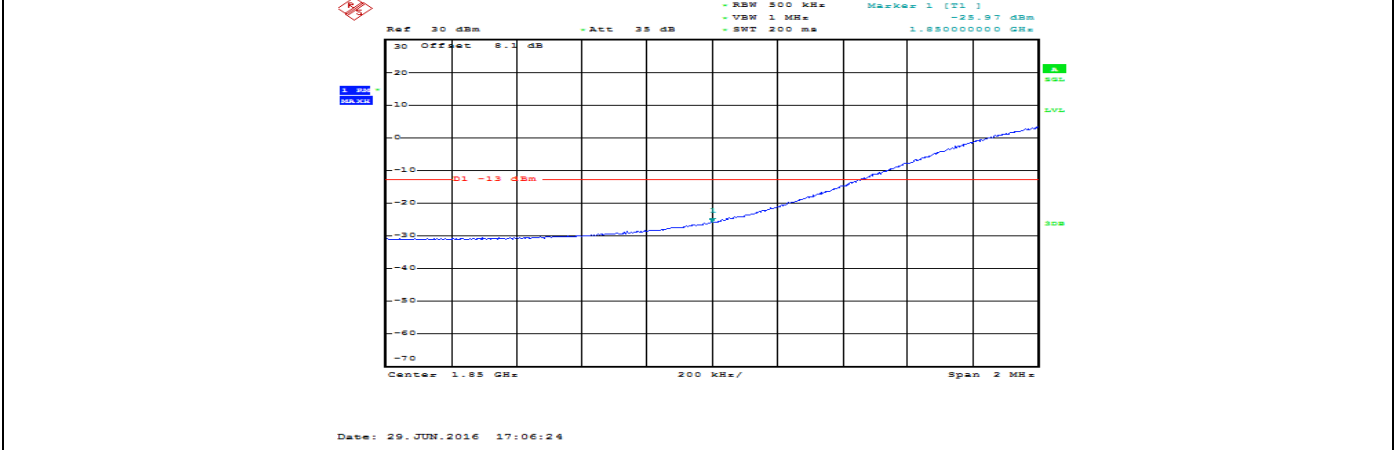
Date: 29.JUN.2016 17:05:48

(Channel Bandwidth:20 MHz)_LCH_QPSK_50RB#50

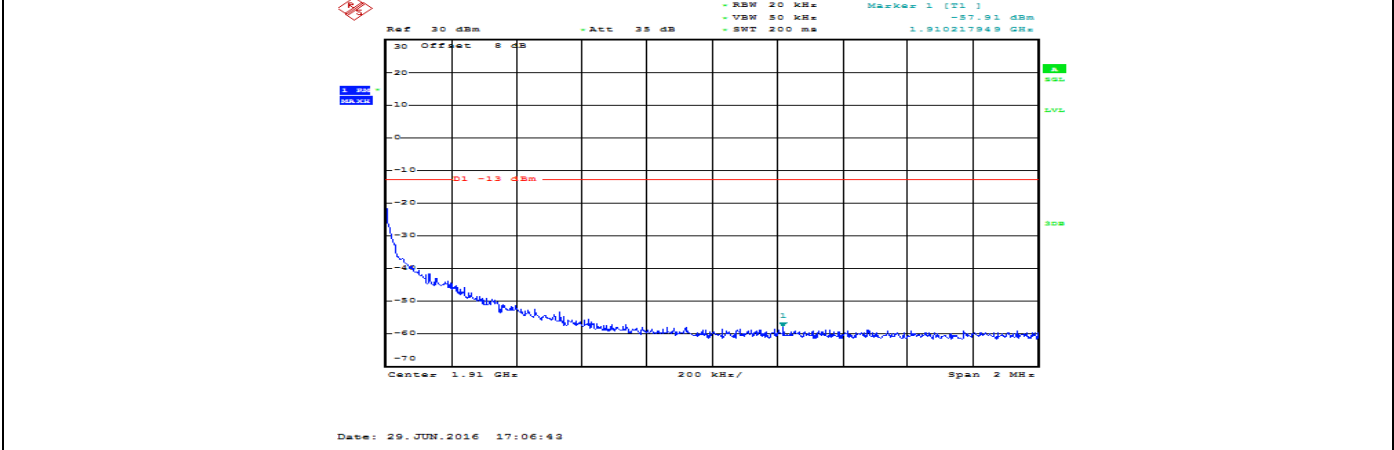


(Channel Bandwidth:20 MHz)_LCH_QPSK_100RB#0

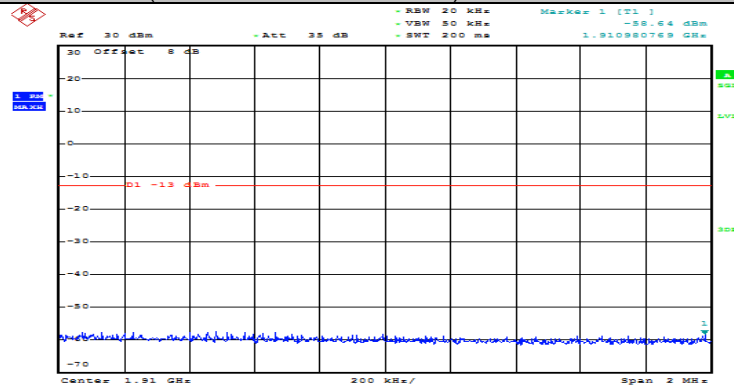
(Channel Bandwidth:20 MHz)_LCH_QPSK_100RB#0



(Channel Bandwidth:20 MHz)_HCH_QPSK_1RB#0

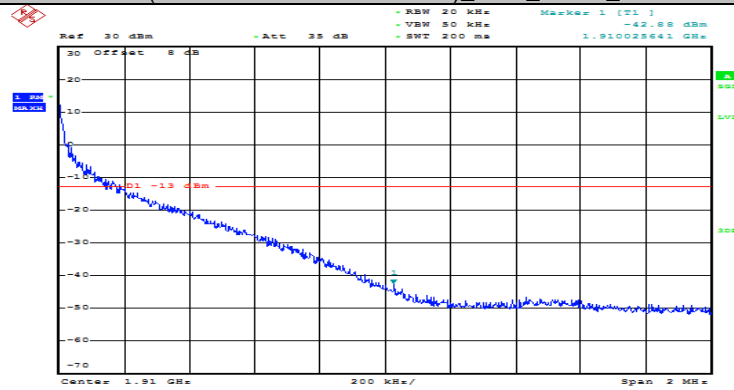


(Channel Bandwidth:20 MHz)_HCH_QPSK_1RB#49



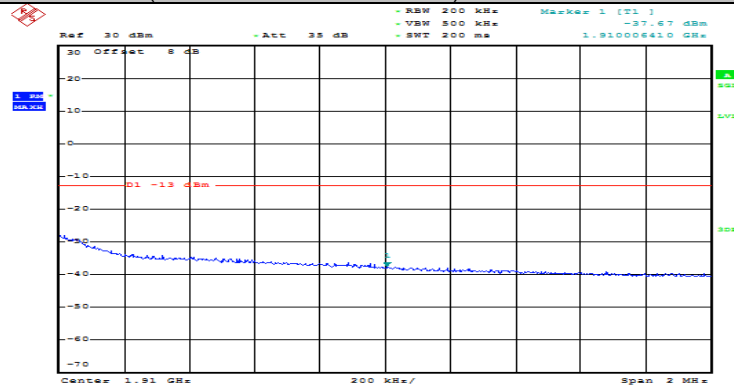
Date: 29 JUN 2016 17:06:48

(Channel Bandwidth:20 MHz)_HCH_QPSK_1RB#99



Date: 29 JUN 2016 17:06:54

(Channel Bandwidth:20 MHz)_HCH_QPSK_50RB#0



Date: 29 JUN 2016 17:07:24

Ref 30 dBm - Att 35 dB MarkWv 1 [T1] -34.04 dBm
 - RBW 200 kHz - VSW 500 kHz - SWT 200 ms 1.910346154 GHz

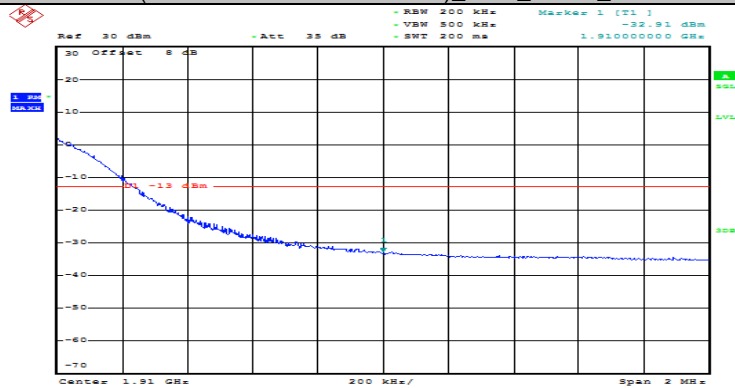
30 OffSet 8 dB
 20
 10
 0
 -10
 -20
 -30
 -40
 -50
 -60
 -70

01 -13 dBm

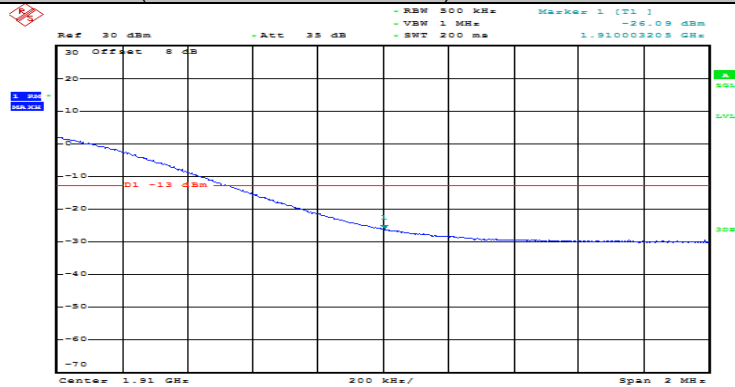
Center 1.91 GHz 200 kHz/ Span 2 MHz

dBm

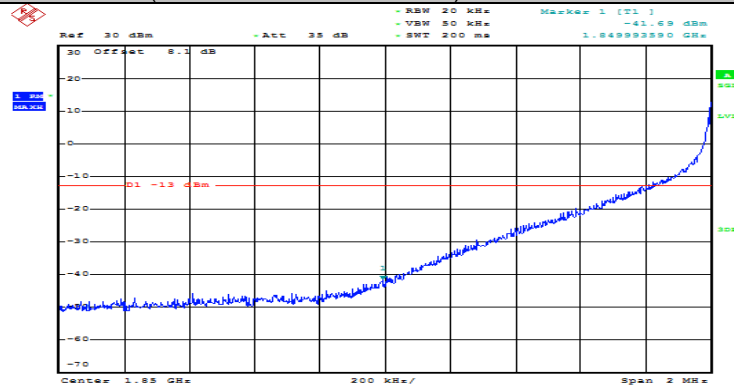
(Channel Bandwidth:20 MHz)_HCH_QPSK_50RB#50



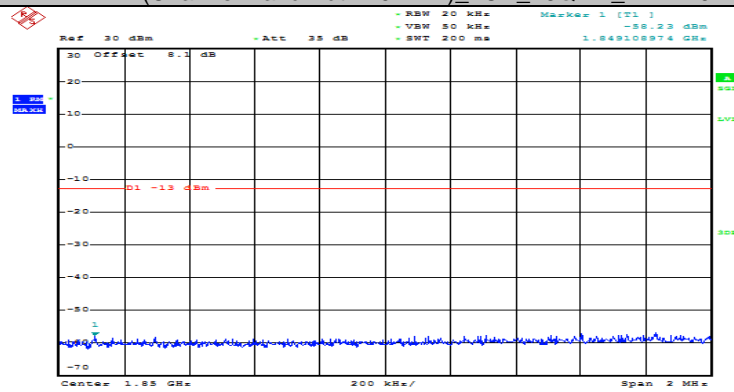
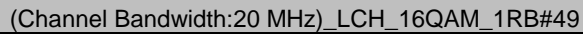
(Channel Bandwidth:20 MHz)_HCH_QPSK_100RB#0



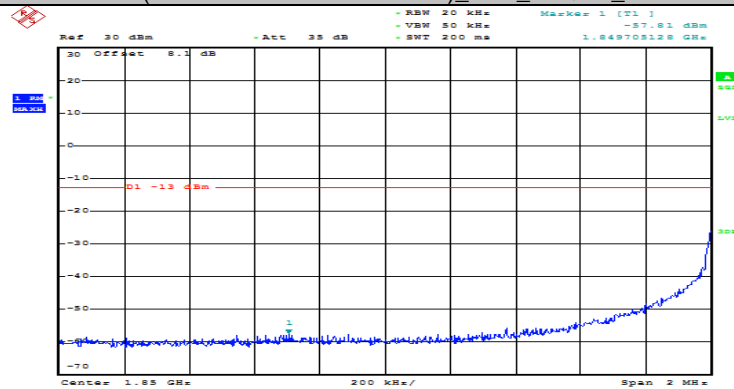
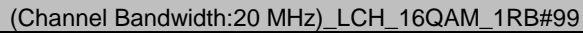
Page 299 of 465



Date: 29.JUN.2016 17:05:22

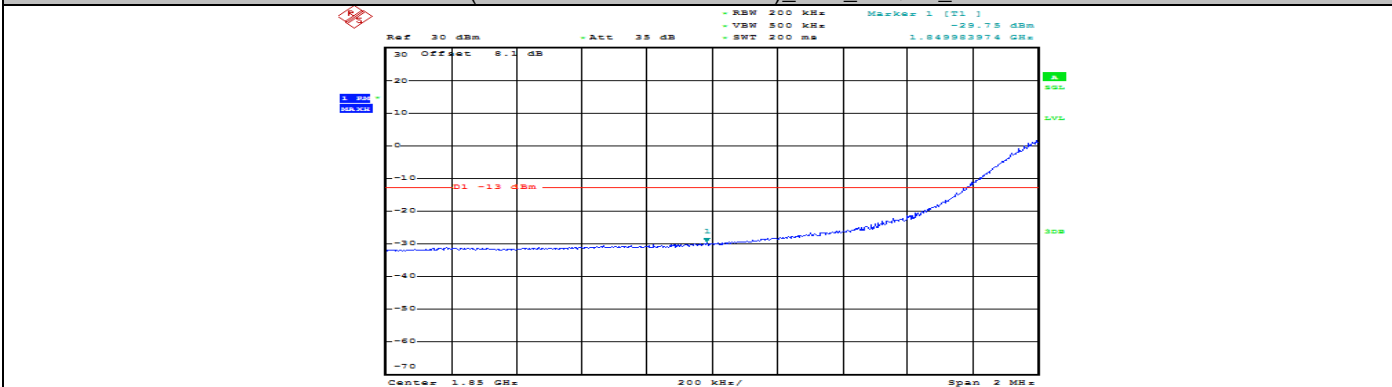


Date: 29.JUN.2016 17:05:28



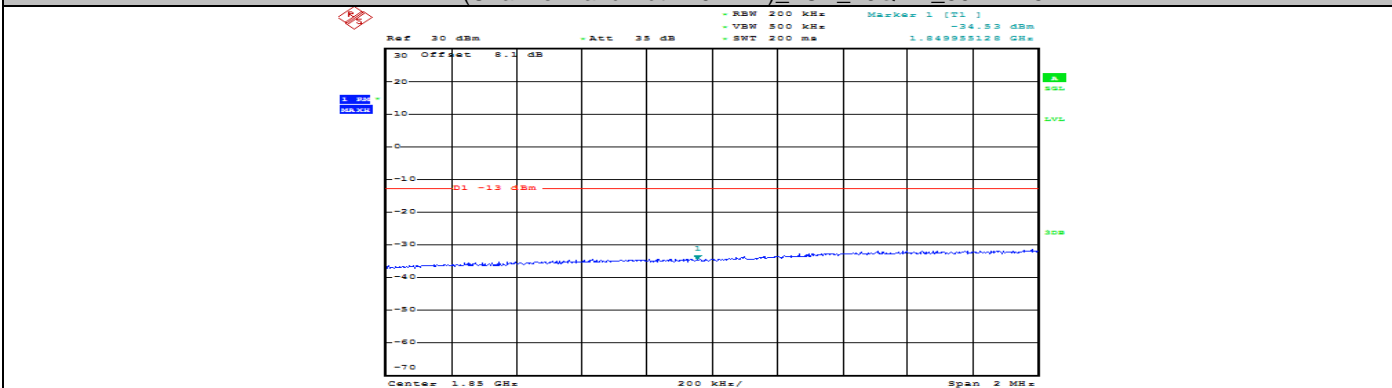
Date: 29.JUN.2016 17:05:33

(Channel Bandwidth:20 MHz)_LCH_16QAM_50RB#0



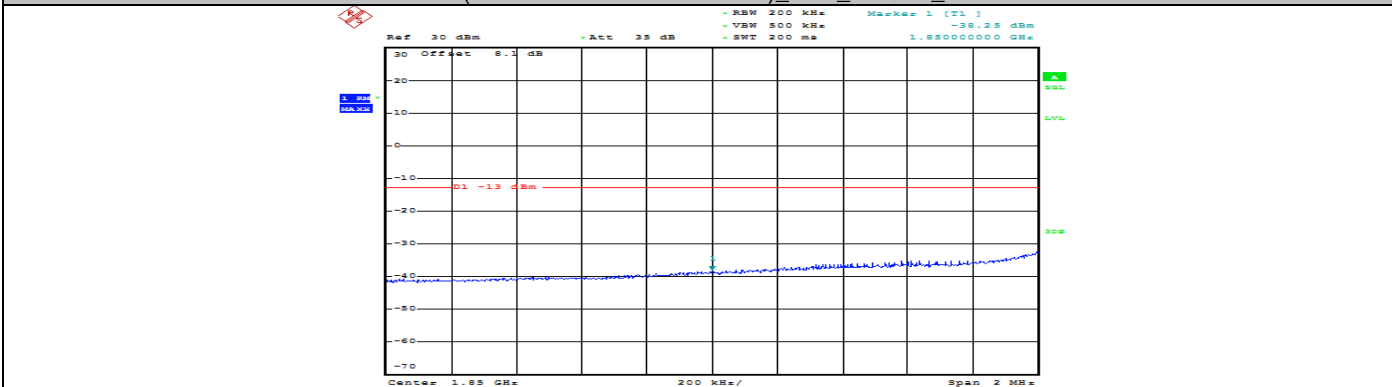
Date: 29 JUN 2016 17:06:03

(Channel Bandwidth:20 MHz)_LCH_16QAM_50RB#25



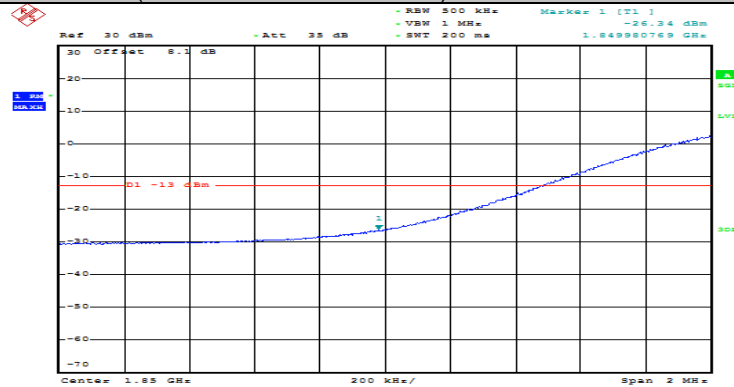
Date: 29 JUN 2016 17:06:09

(Channel Bandwidth:20 MHz)_LCH_16QAM_50RB#50



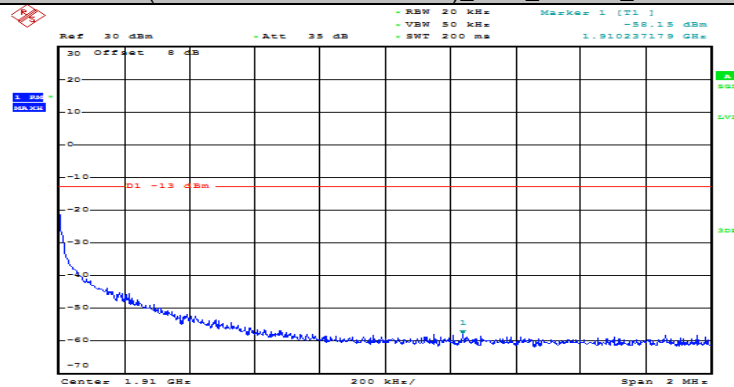
Date: 29. JUN. 2016 17:06:15

(Channel Bandwidth:20 MHz)_LCH_16QAM_100RB#0



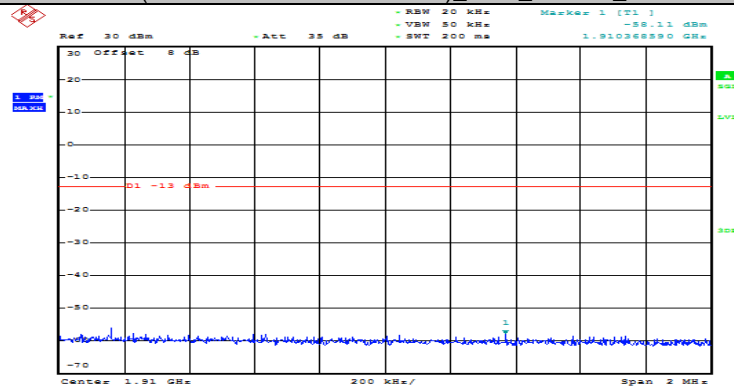
Date: 29 JUN.2016 17:06:22

(Channel Bandwidth:20 MHz)_HCH_16QAM_1RB#0



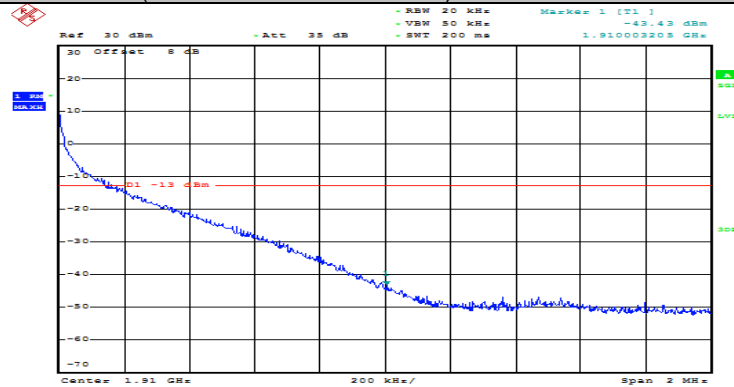
Date: 29 JUN.2016 17:07:02

(Channel Bandwidth:20 MHz)_HCH_16QAM_1RB#49



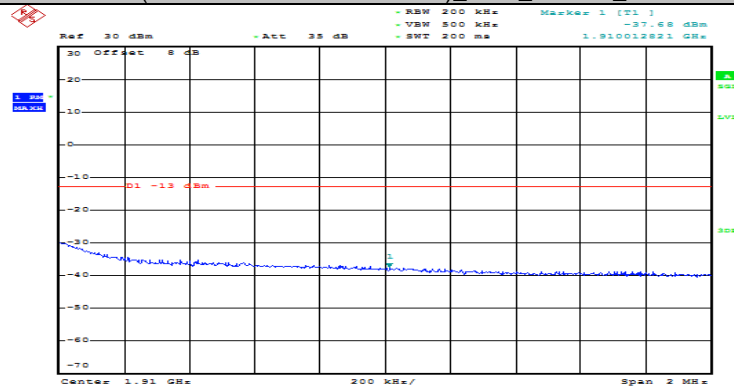
Date: 29 JUN.2016 17:07:09

(Channel Bandwidth:20 MHz)_HCH_16QAM_1RB#99



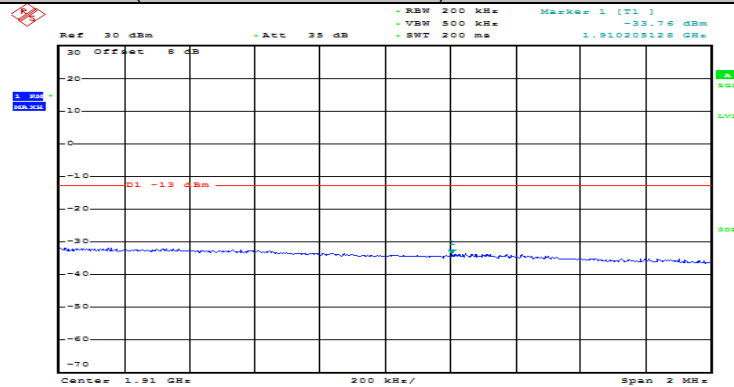
Date: 29 JUN 2016 17:07:15

(Channel Bandwidth:20 MHz)_HCH_16QAM_50RB#0



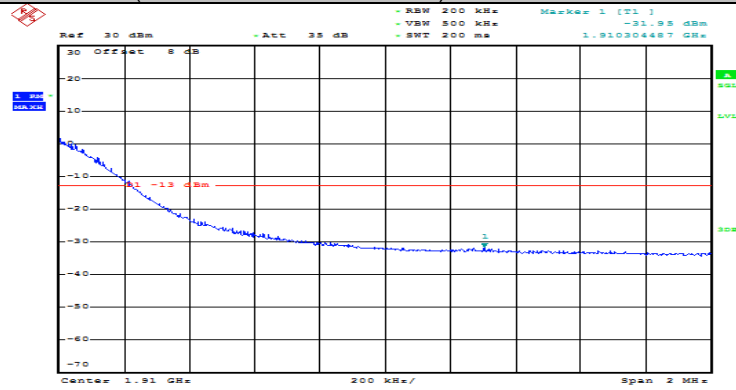
Date: 29 JUN 2016 17:07:44

(Channel Bandwidth:20 MHz)_HCH_16QAM_50RB#25



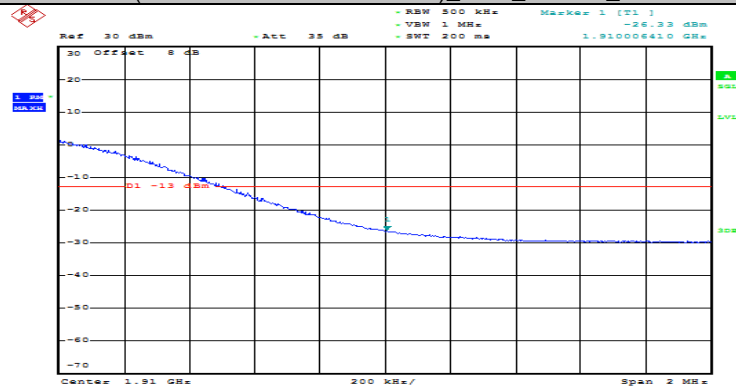
Date: 29 JUN 2016 17:07:50

(Channel Bandwidth:20 MHz)_HCH_16QAM_50RB#50



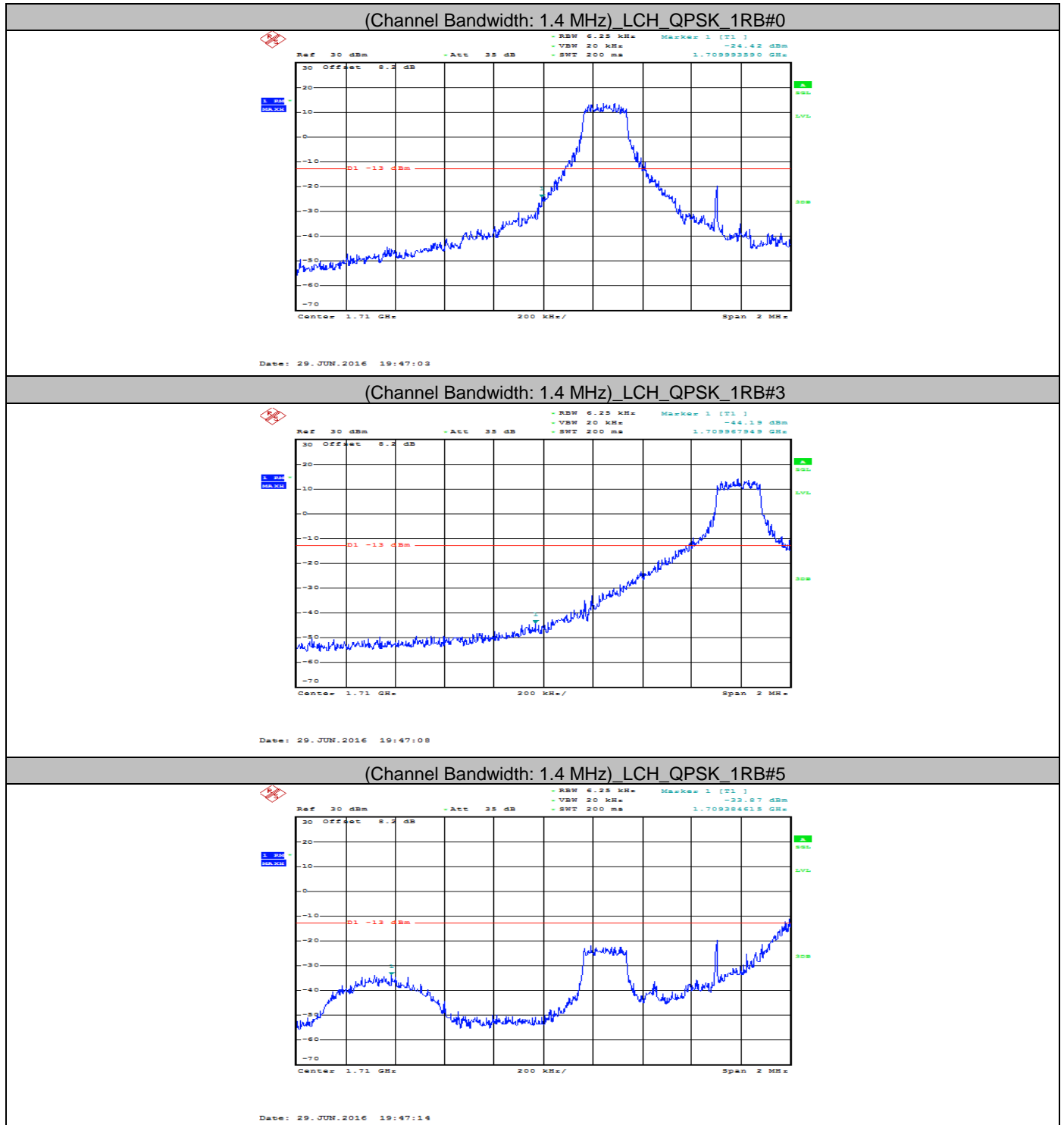
Date: 29 JUN 2016 17:07:56

(Channel Bandwidth:20 MHz)_HCH_16QAM_100RB#0



Date: 29 JUN 2016 17:11:50

Band edge measurement
LTE Band 4
Channel Bandwidth: 1.4 MHz



Ref 30 dBm Off Att 38 dB RBW 10 kHz VBW 50 kHz SMT 200 ms Marker 1 (T1) -26.86 dBm 1.709999795 GHz

1.71 GHz

Span 2 MHz

Center 1.71 GHz 200 kHz/

20 dB

10 dB

0 dB

-10 dB

-20 dB

-30 dB

-40 dB

-50 dB

-60 dB

-70 dB

D1 -13 dBm

1.71 GHz

1.709999795 GHz

Date: 29.JUN.2016 19:47:43

Ref 30 dBm
 Att 35 dB
 BW 10 kHz
 VSW 50 kHz
 SMT 200 ms
 Marker 1 (T1)
 -31.04 dBm
 1.709999385 GHz

30 Offset 8.2 dB
 20
 10
 0
 -10
 -20
 -30
 -40
 -50
 -60
 -70

01 -13 dBm

Center 1.71 GHz
 200 kHz/
 Span 2 MHz

Date: 29.JUN.2016 19:47:49

Ref 30 dBm Att 35 dB BW 10 KHz VMW 50 KHz SMT 200 ms Marker 1 (T1) -34.78 dBm 1.709817308 GHz

30 Off Act 8.2 dB

20

10

0

-10

-20

-30

-40

-50

-60

-70

01 -13 dBm

Center 1.71 GHz Span 2 MHz

200 KHz/

95%

90%

80%

70%

60%

50%

40%

30%

20%

10%

0%

-10%

-20%

-30%

-40%

-50%

-60%

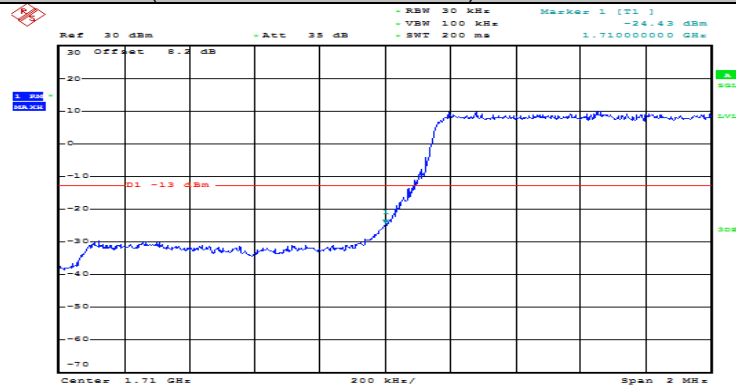
-70%

-80%

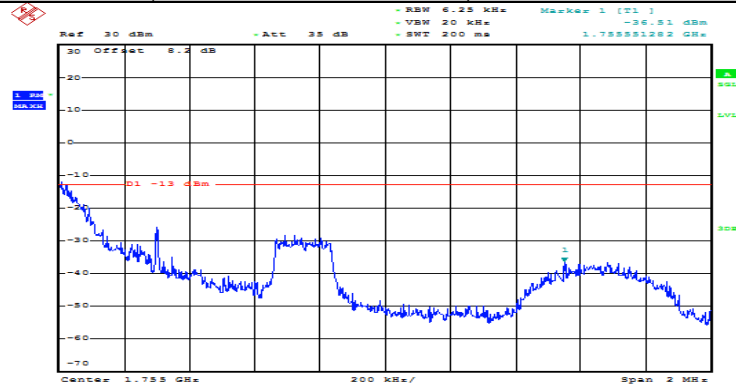
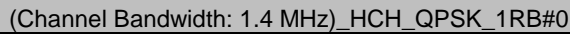
-90%

-100%

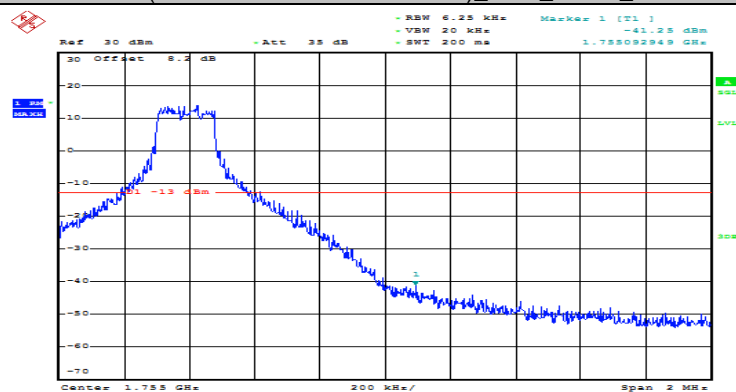
Date: 29.JUN.2016 19:47:54



Date: 29.JUN.2016 19:48:24

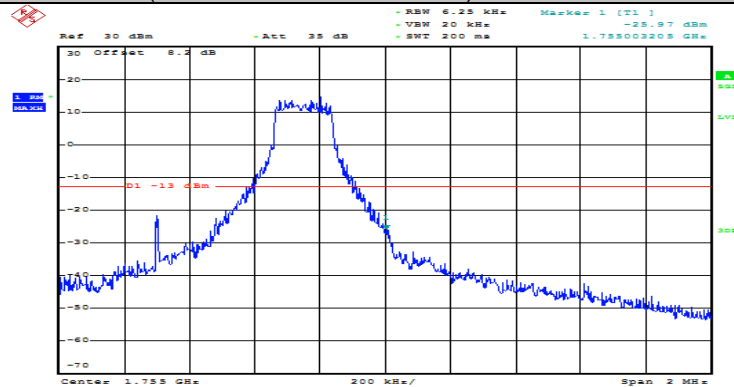


Date: 29.JUN.2016 19:48:42



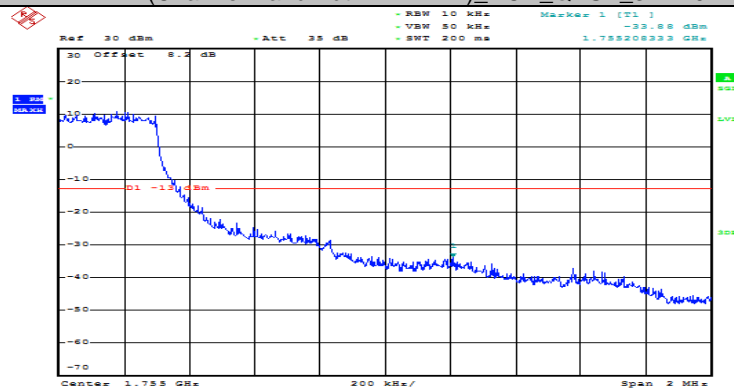
Date: 29.JUN.2016 19:48:47

(Channel Bandwidth: 1.4 MHz)_HCH_QPSK_1RB#5



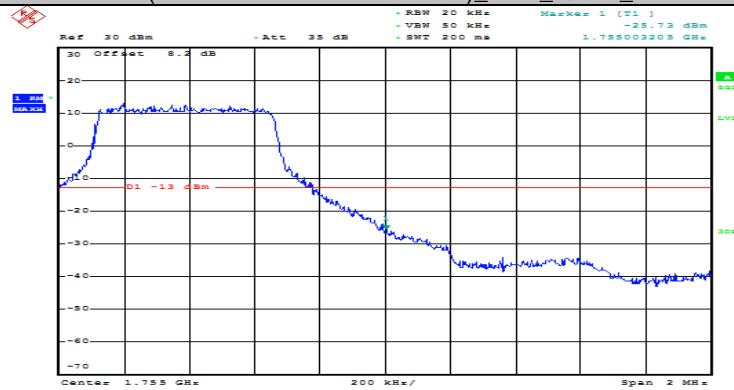
Date: 29 JUN 2016 19:48:52

(Channel Bandwidth: 1.4 MHz)_HCH_QPSK_3RB#0



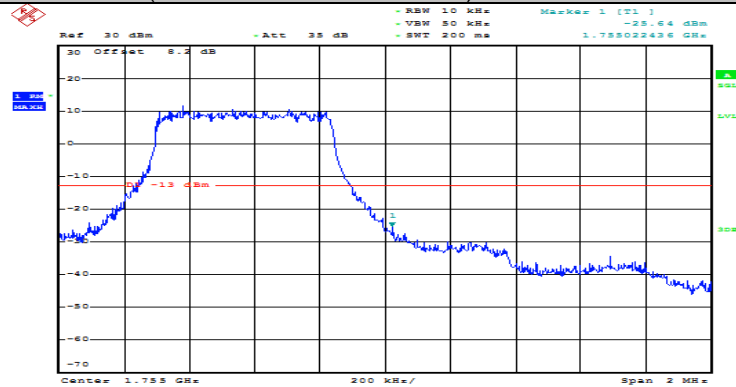
Date: 29 JUN 2016 19:49:22

(Channel Bandwidth: 1.4 MHz)_HCH_QPSK_3RB#2



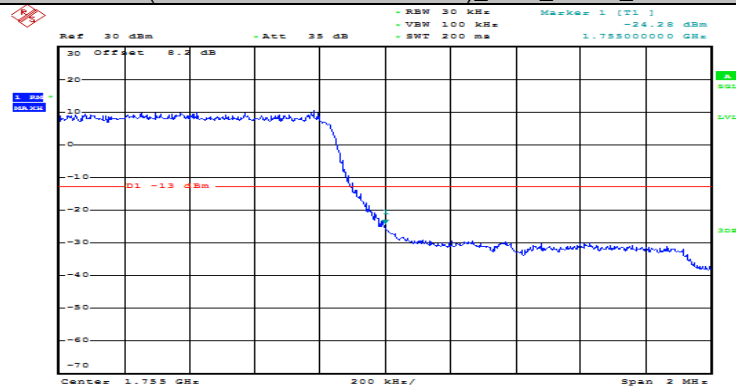
Date: 29 JUN 2016 19:49:28

(Channel Bandwidth: 1.4 MHz) HCH_QPSK_3RB#3



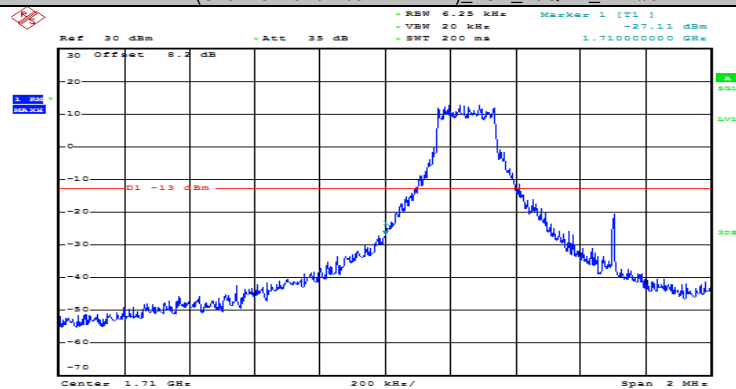
Date: 29 JUN 2016 19:49:22

(Channel Bandwidth: 1.4 MHz) HCH_QPSK_6RB#0



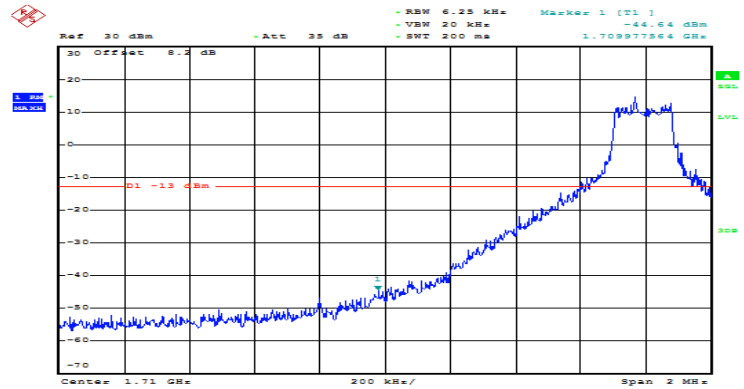
Date: 29 JUN 2016 19:50:03

(Channel Bandwidth: 1.4 MHz) LCH_16QAM_1RB#0

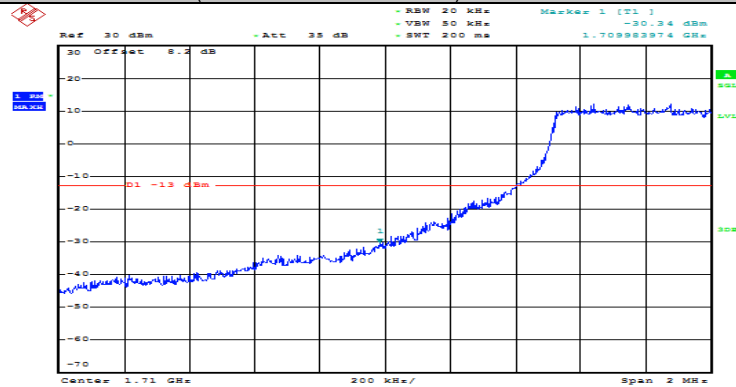


Date: 29 JUN 2016 19:47:23

(Channel Bandwidth: 1.4 MHz) LCH_16QAM_1RB#3

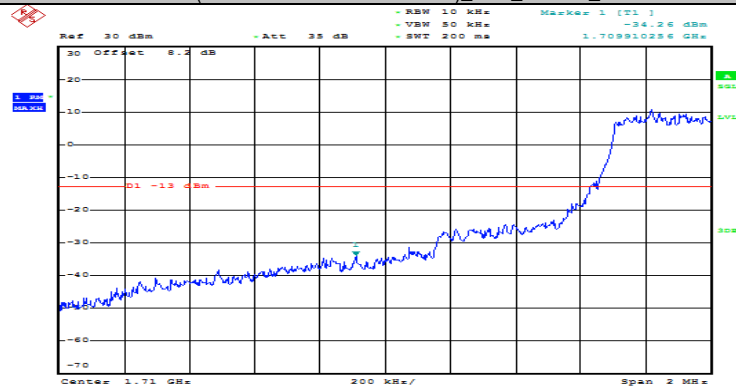


(Channel Bandwidth: 1.4 MHz) LCH_16QAM_3RB#2



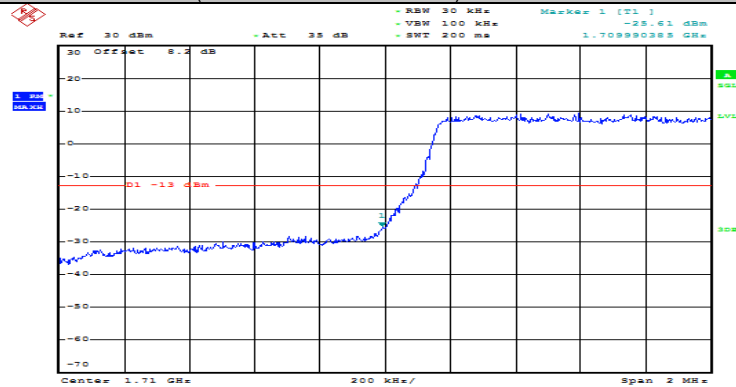
Date: 29 JUN 2016 19:48:09

(Channel Bandwidth: 1.4 MHz) LCH_16QAM_3RB#3



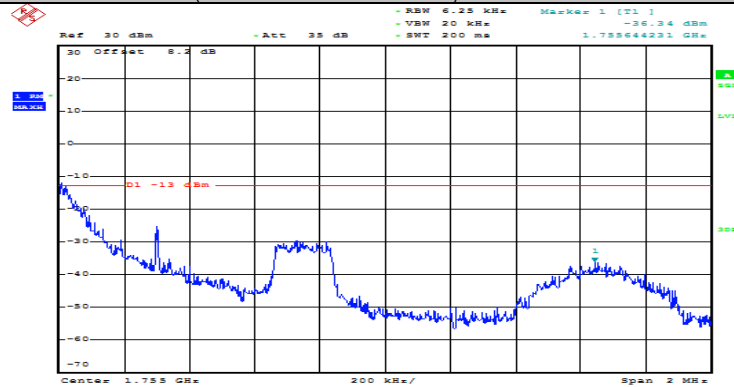
Date: 29 JUN 2016 19:48:14

(Channel Bandwidth: 1.4 MHz) LCH_16QAM_6RB#0



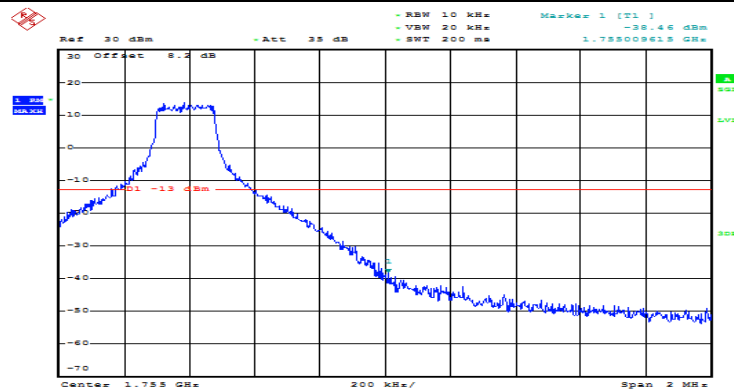
Date: 29 JUN 2016 19:48:22

(Channel Bandwidth: 1.4 MHz)_HCH_16QAM_1RB#0



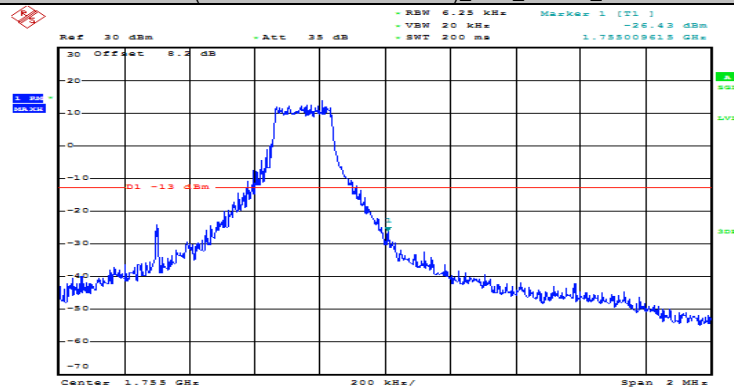
Date: 29 JUN 2016 19:49:02

(Channel Bandwidth: 1.4 MHz)_HCH_16QAM_1RB#3



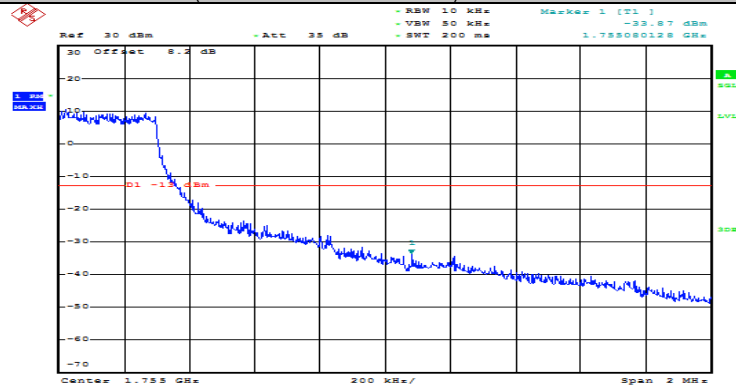
Date: 29 JUN 2016 19:49:08

(Channel Bandwidth: 1.4 MHz)_HCH_16QAM_1RB#5



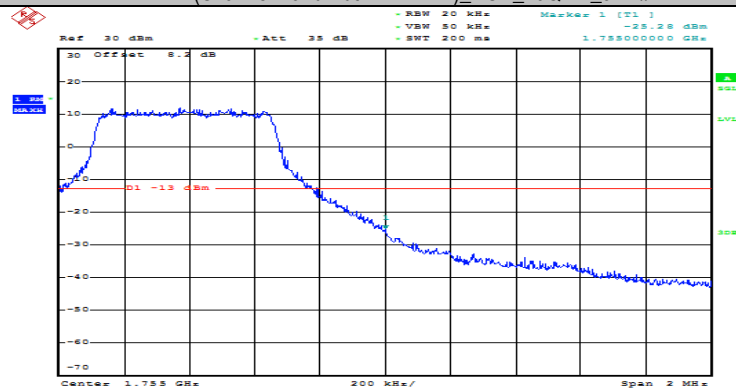
Date: 29 JUN 2016 19:49:12

(Channel Bandwidth: 1.4 MHz)_HCH_16QAM_3RB#0



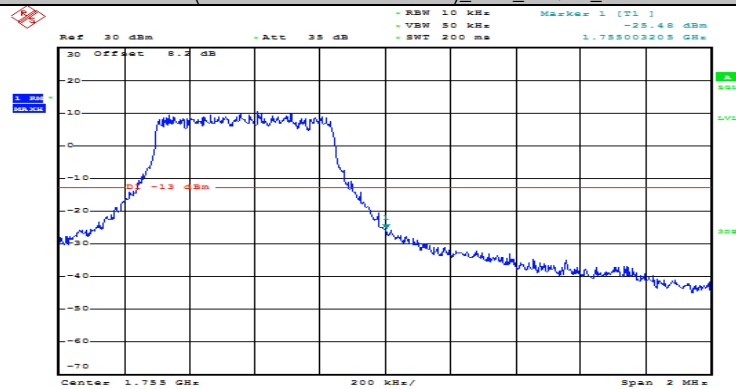
Date: 29 JUN 2016 19:49:42

(Channel Bandwidth: 1.4 MHz)_HCH_16QAM_3RB#2

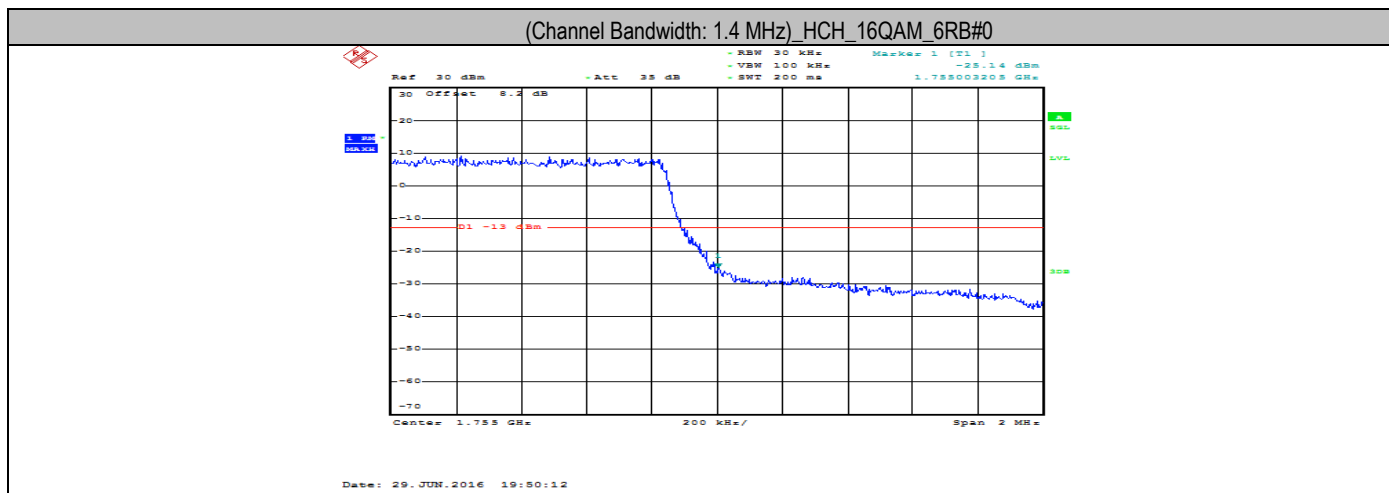


Date: 29 JUN 2016 19:49:48

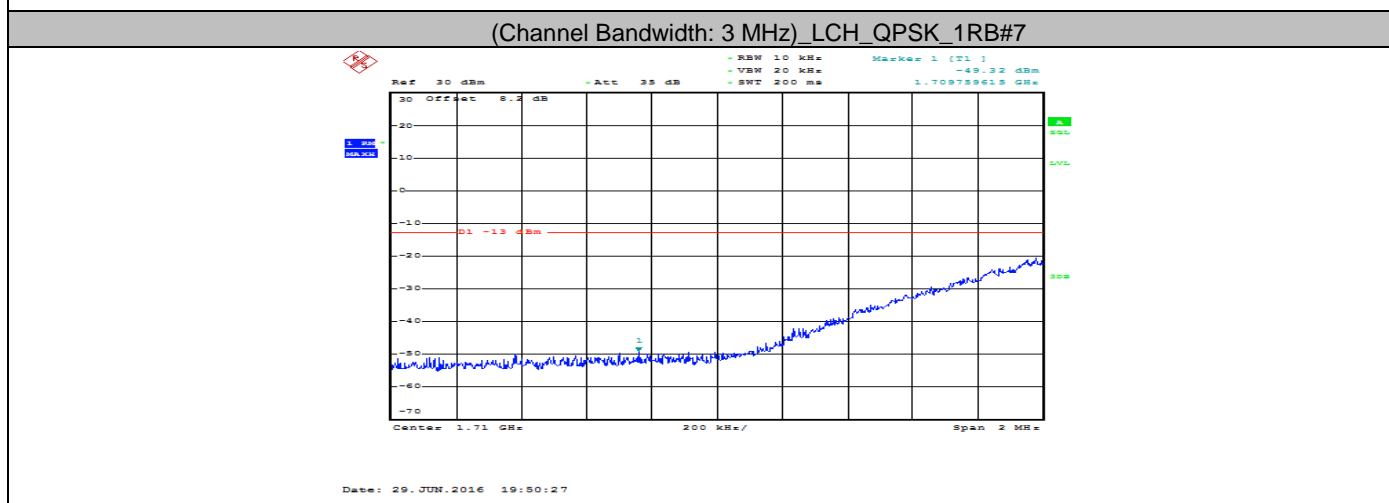
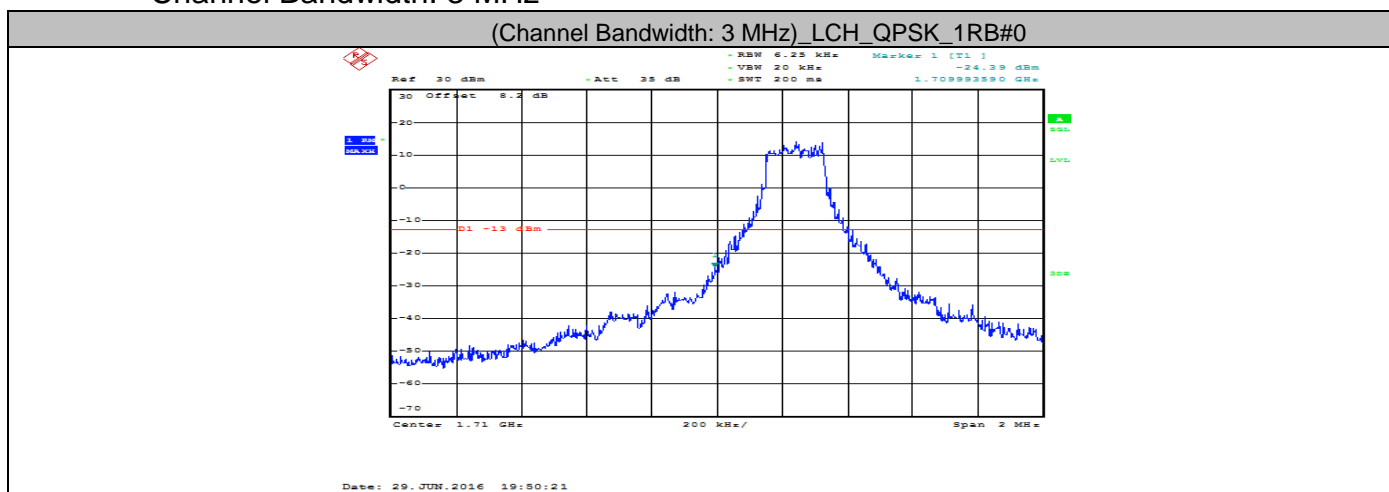
(Channel Bandwidth: 1.4 MHz)_HCH_16QAM_3RB#3



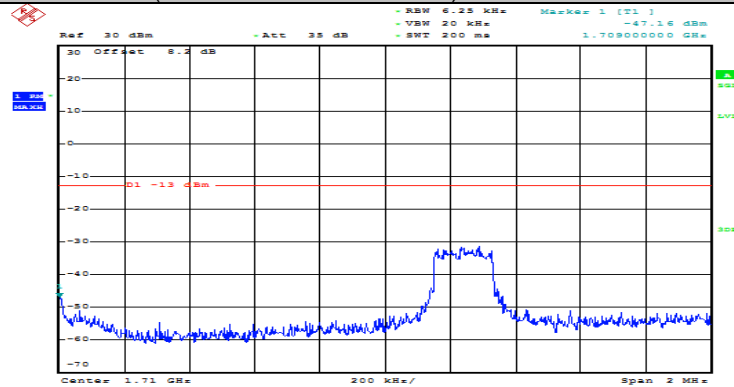
Date: 29 JUN 2016 19:49:54



Band edge measurement
LTE Band 4
Channel Bandwidth: 3 MHz

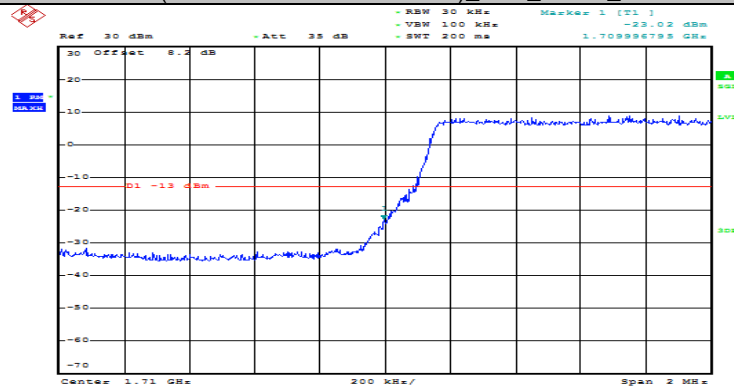


(Channel Bandwidth: 3 MHz) LCH_QPSK_1RB#14



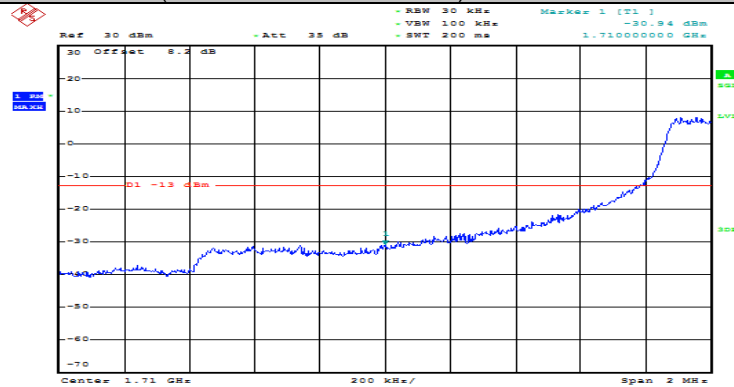
Date: 29 JUN 2016 19:50:32

(Channel Bandwidth: 3 MHz) LCH_QPSK_8RB#0



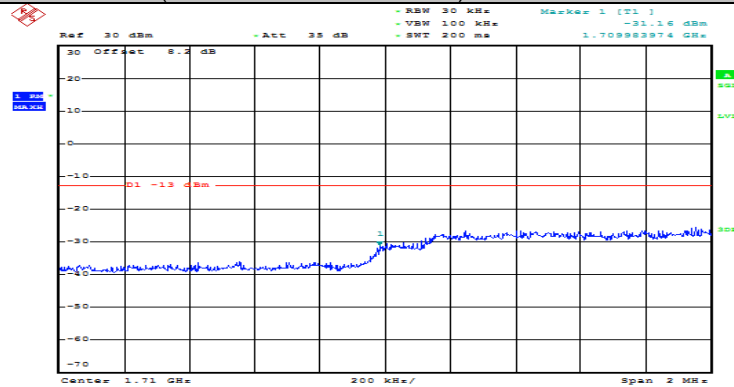
Date: 29 JUN 2016 19:51:02

(Channel Bandwidth: 3 MHz) LCH_QPSK_8RB#4



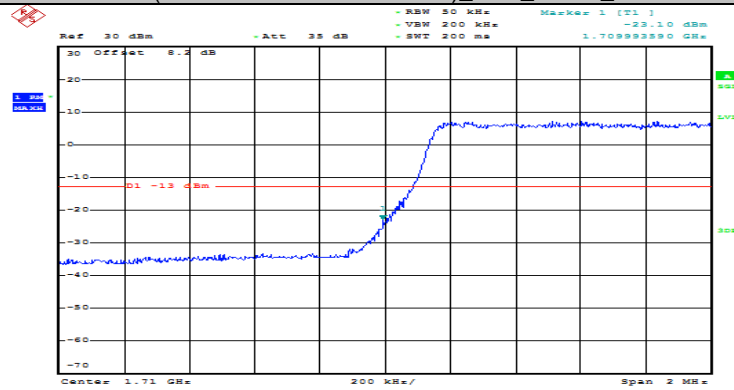
Date: 29 JUN 2016 19:51:07

(Channel Bandwidth: 3 MHz) _LCH_QPSK_8RB#7



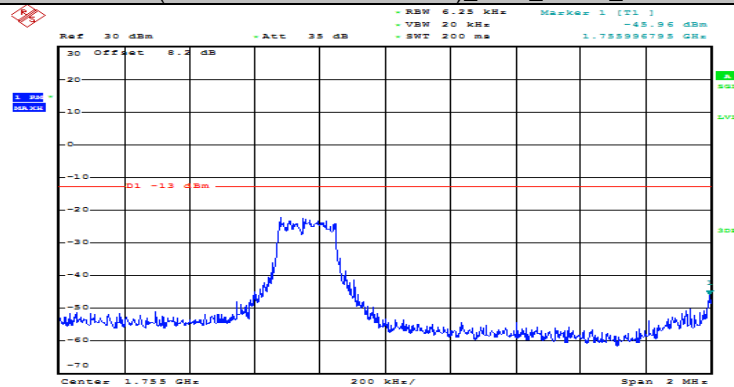
Date: 29 JUN 2016 19:51:13

(Channel Bandwidth: 3 MHz) _LCH_QPSK_15RB#0



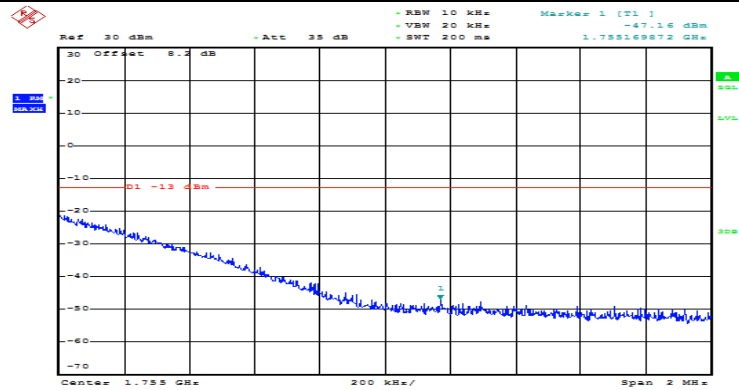
Date: 29 JUN 2016 19:51:42

(Channel Bandwidth: 3 MHz) _HCH_QPSK_1RB#0



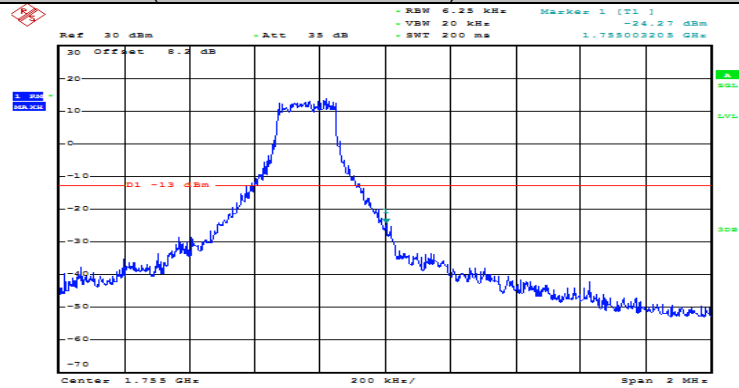
Date: 29 JUN 2016 19:52:00

(Channel Bandwidth: 3 MHz) _HCH_QPSK_1RB#7



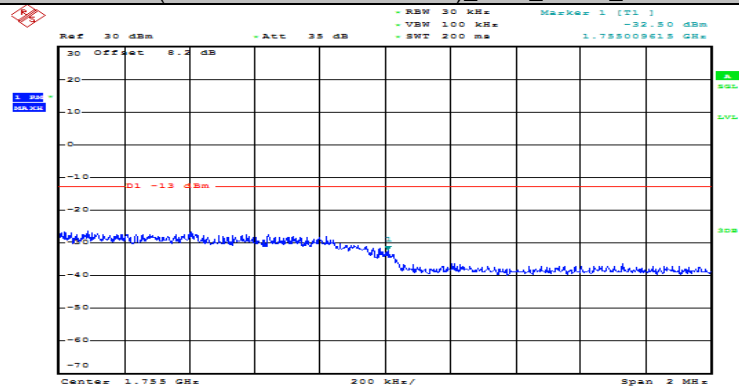
Date: 29 JUN 2016 19:52:06

(Channel Bandwidth: 3 MHz) _HCH_QPSK_1RB#14



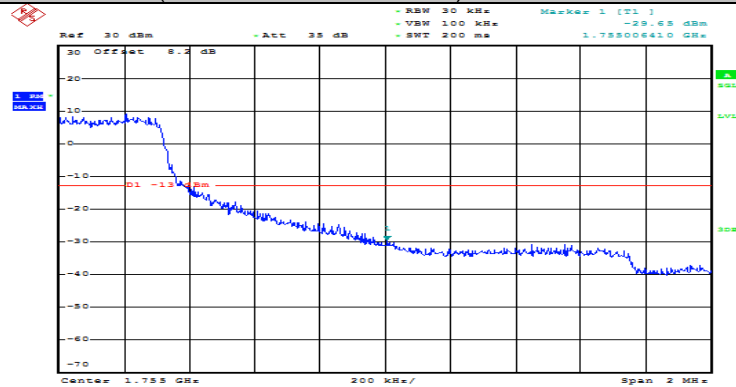
Date: 29 JUN 2016 19:52:11

(Channel Bandwidth: 3 MHz) _HCH_QPSK_8RB#0



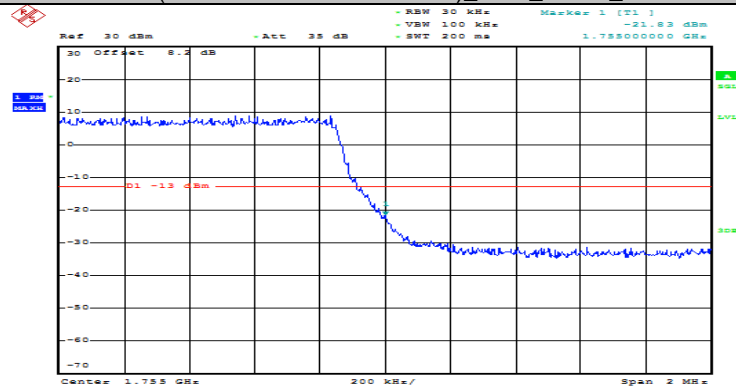
Date: 29 JUN 2016 19:52:41

(Channel Bandwidth: 3 MHz) _HCH_QPSK_8RB#4



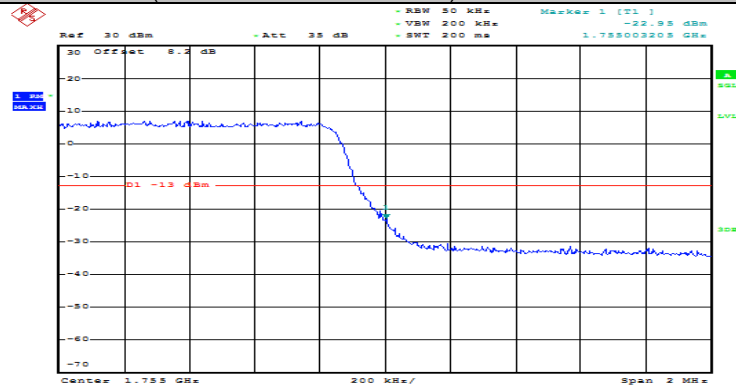
Date: 29 JUN 2016 19:52:46

(Channel Bandwidth: 3 MHz) _HCH_QPSK_8RB#7



Date: 29 JUN 2016 19:52:52

(Channel Bandwidth: 3 MHz) _HCH_QPSK_15RB#0



Date: 29 JUN 2016 19:52:21

Ref 30 dBm -Att 35 dB
 30 OffSet 8.2 dB
 -BW 6.25 kHz Marker 1 (T1)
 -VMW 20 kHz -24.13 dBm
 -SMT 200 ms 1.71000000 GHz

1.71 GHz
 20 kHz
 -13 dBm
 Center 1.71 GHz 200 kHz/ Span 2 MHz

Date: 29. JUN. 2016 19:50:41

The screenshot shows a Spectrum Analyzer interface. At the top, there is a red 'X' icon and a status bar with the following information:

- Ref 30 dBm
- Att 35 dB
- RBW 10 kHz
- VBW 20 kHz
- SWT 200 ms
- Marker 1 [T1]
- 47.49 dBm
- 1.709942308 GHz

The main display area shows a grid with a blue trace representing the signal. The trace is noisy and shows a rising trend from approximately -50 dBm at 1.7 GHz to -30 dBm at 1.71 GHz. A red horizontal line is drawn at -10 dBm, labeled 'D1 -13 dBm'. A green vertical line is drawn at 1.71 GHz, labeled '1'. The bottom of the screen shows the following parameters:

- Center 1.71 GHz
- 200 kHz
- Span 2 MHz

On the right side, there are three green labels: 'A', 'SGL', and 'kV', and a green label '30s' at the bottom right.

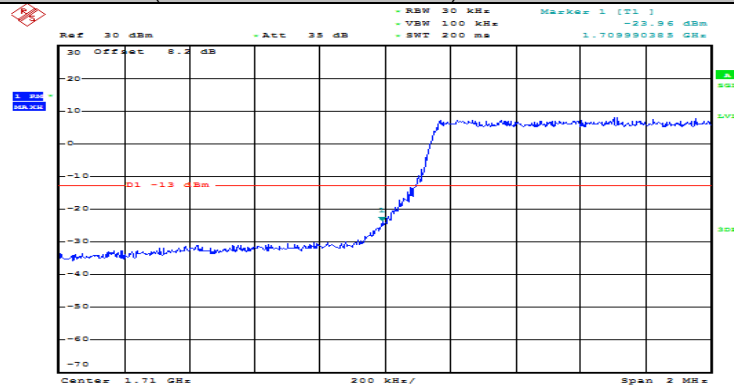
Date: 29.JUN.2016 19:50:47

REF 30 dBm
 -Att 33 dB
 RBW 6.25 kHz
 VBW 20 kHz
 SMT 200 ms
 Marker 1 (T1)
 -47.13 dBm
 1.709003203 GHz

30 Off
 Att 6.2 dB
 01 -13 dBm
 -20
 -10
 -20
 -30
 -40
 -50
 -60
 -70
 Center 1.71 GHz
 200 kHz/
 Span 2 MHz

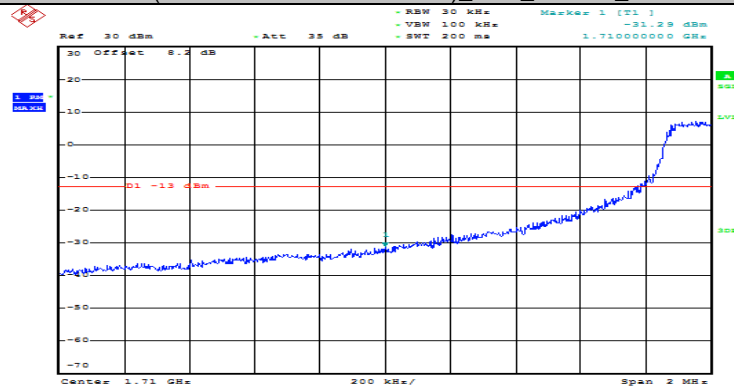
Date: 29.JUN.2016 19:50:52

(Channel Bandwidth: 3 MHz) LCH_16QAM_8RB#0



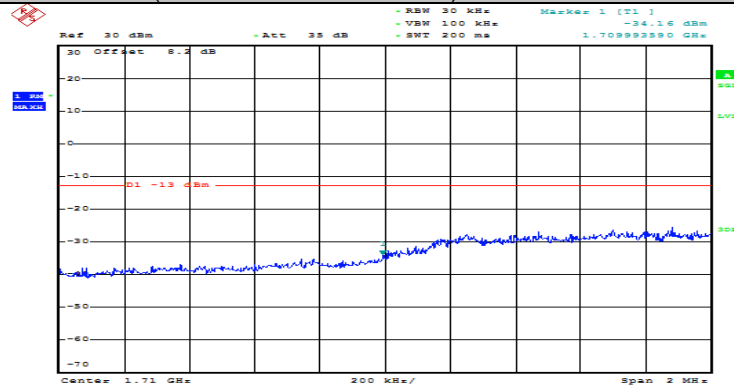
Date: 29 JUN 2016 19:51:22

(Channel Bandwidth: 3 MHz) LCH_16QAM_8RB#4



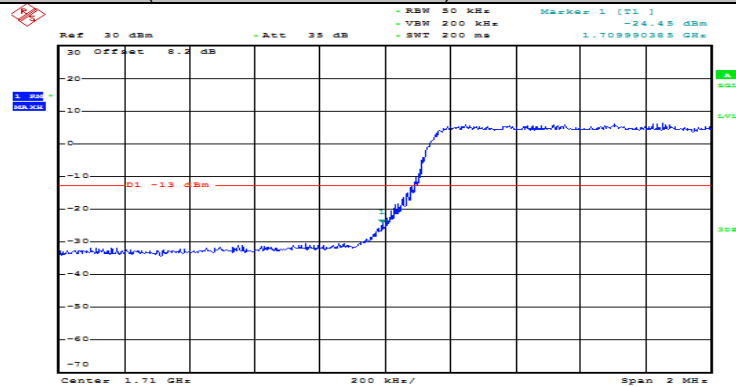
Date: 29 JUN 2016 19:51:27

(Channel Bandwidth: 3 MHz) LCH_16QAM_8RB#7



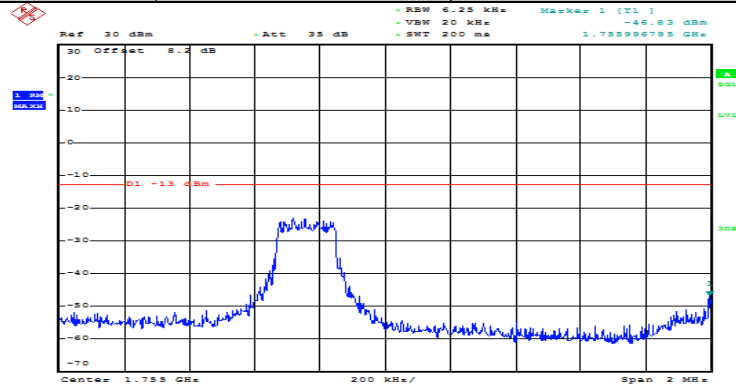
Date: 29 JUN 2016 19:51:22

(Channel Bandwidth: 3 MHz)_LCH_16QAM_15RB#0



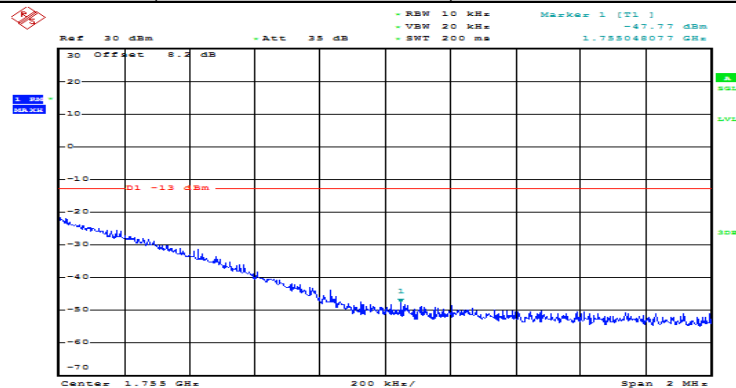
Date: 29 JUN 2016 19:51:51

(Channel Bandwidth: 3 MHz)_HCH_16QAM_1RB#0



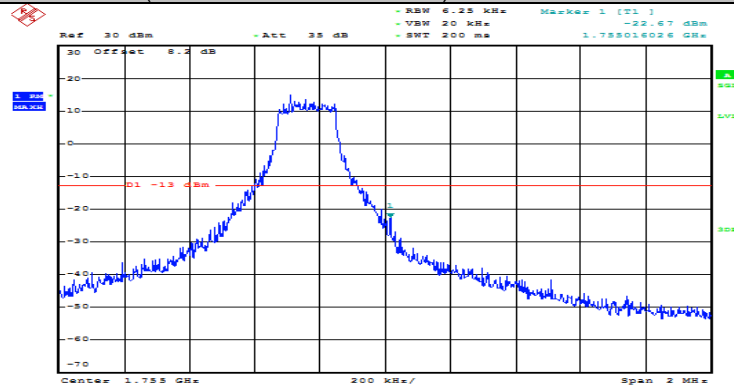
Date: 29 JUN 2016 19:52:21

(Channel Bandwidth: 3 MHz)_HCH_16QAM_1RB#7



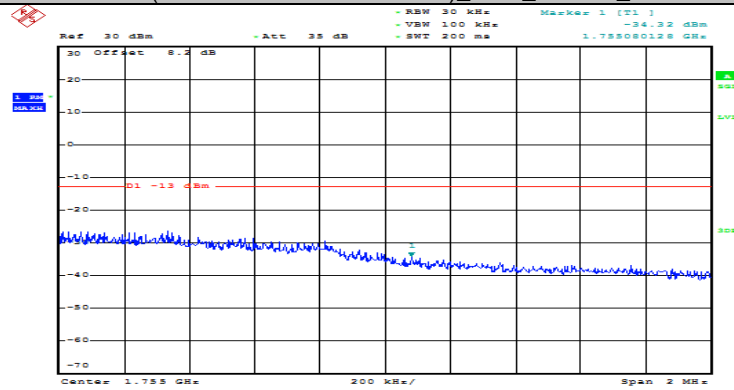
Date: 29 JUN 2016 19:52:26

(Channel Bandwidth: 3 MHz)_HCH_16QAM_1RB#14



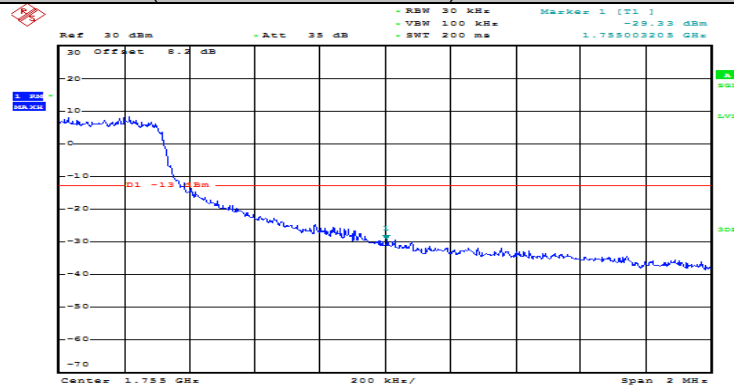
Date: 29 JUN 2016 19:52:32

(Channel Bandwidth: 3 MHz)_HCH_16QAM_8RB#0



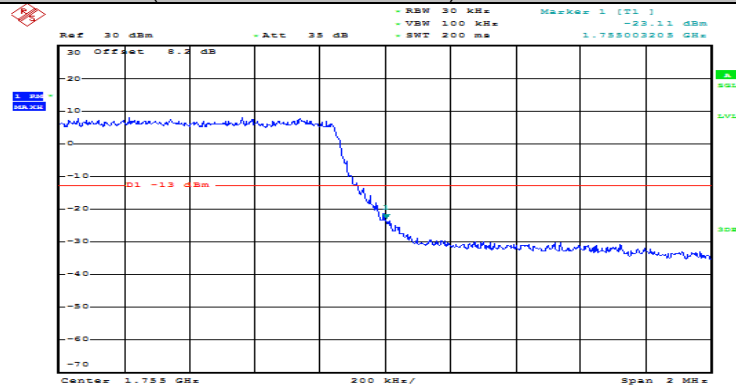
Date: 29 JUN 2016 19:53:01

(Channel Bandwidth: 3 MHz)_HCH_16QAM_8RB#4



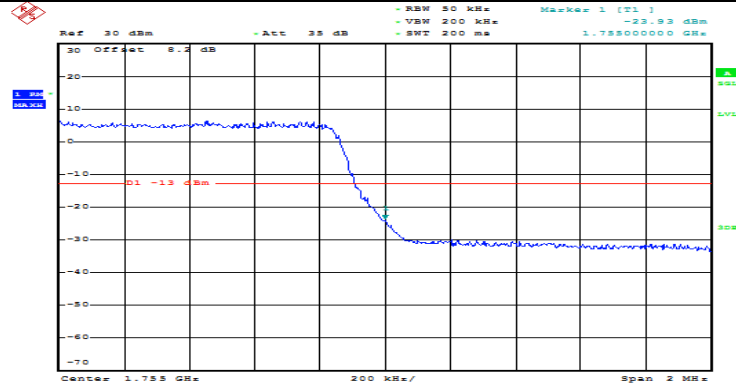
Date: 29 JUN 2016 19:53:07

(Channel Bandwidth: 3 MHz)_HCH_16QAM_8RB#7



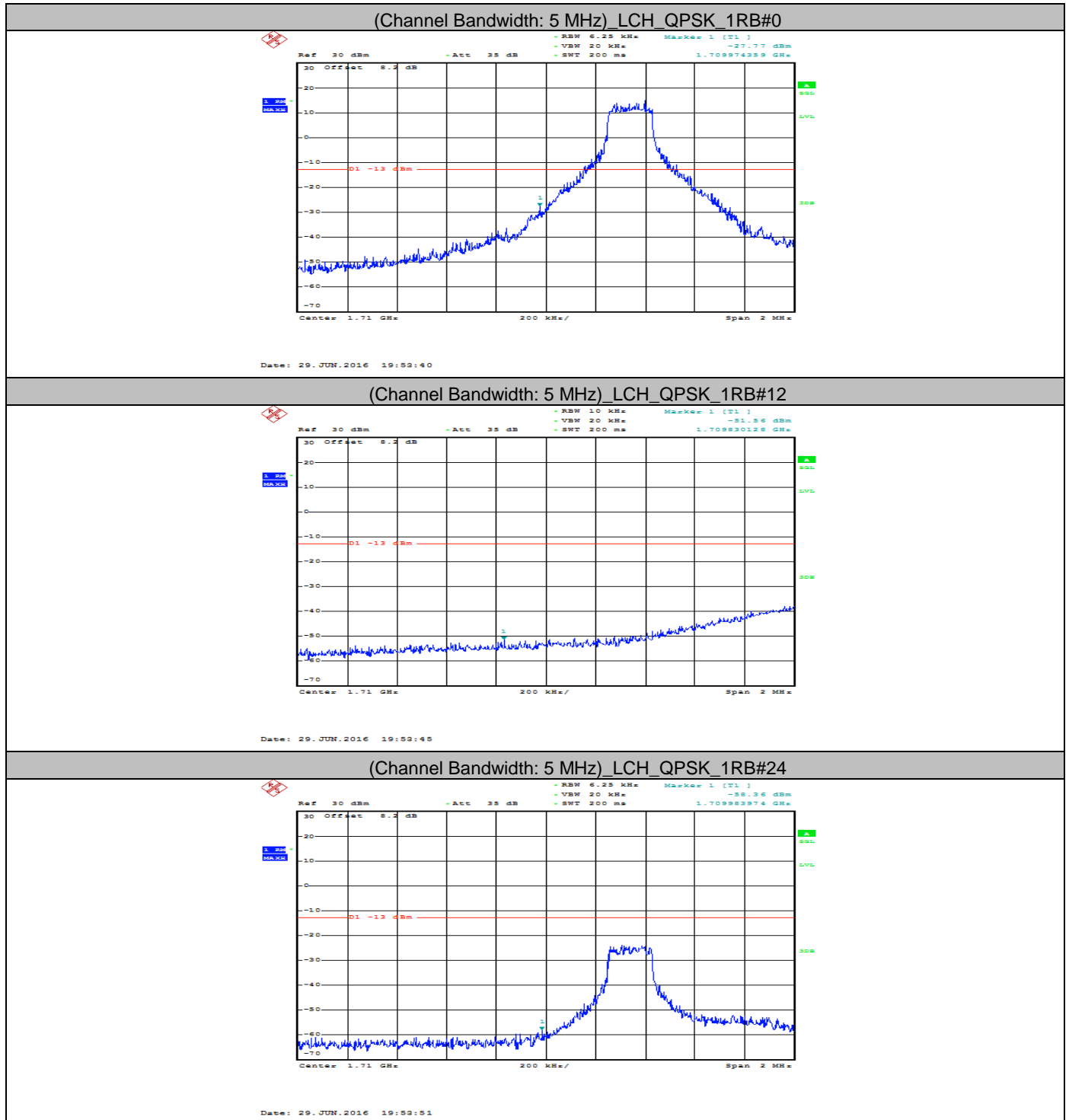
Date: 29 JUN 2016 19:53:12

(Channel Bandwidth: 3 MHz)_HCH_16QAM_15RB#0

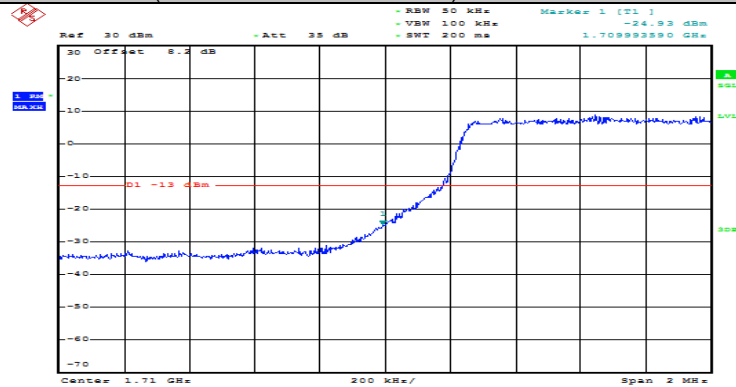


Date: 29 JUN 2016 19:53:30

Band edge measurement
LTE Band 4
Channel Bandwidth: 5 MHz

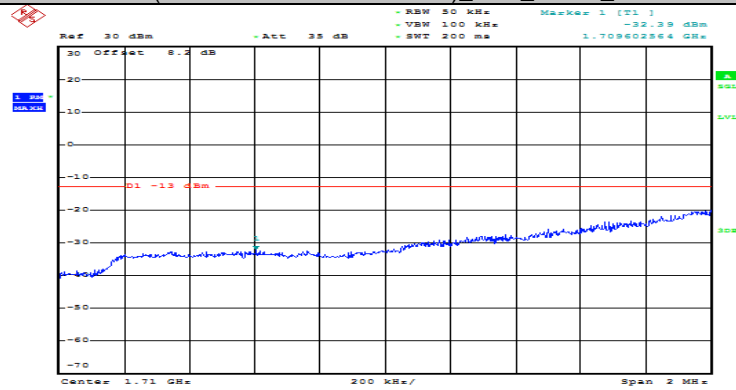


(Channel Bandwidth: 5 MHz) LCH_QPSK_12RB#0



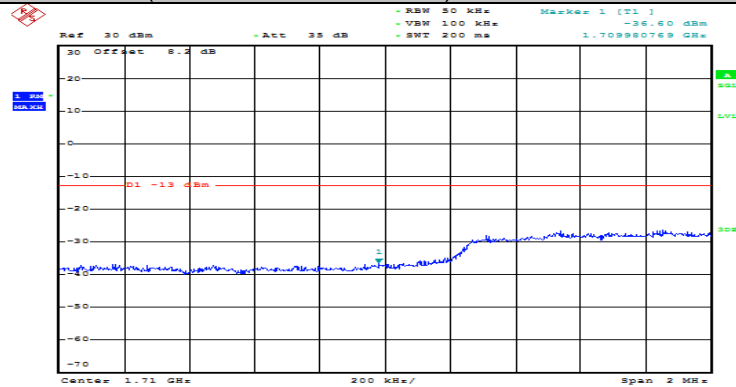
Date: 29 JUN 2016 19:54:21

(Channel Bandwidth: 5 MHz) LCH_QPSK_12RB#6

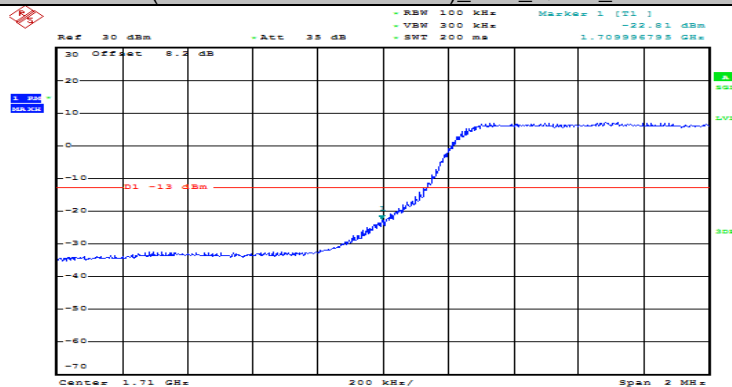


Date: 29 JUN 2016 19:54:26

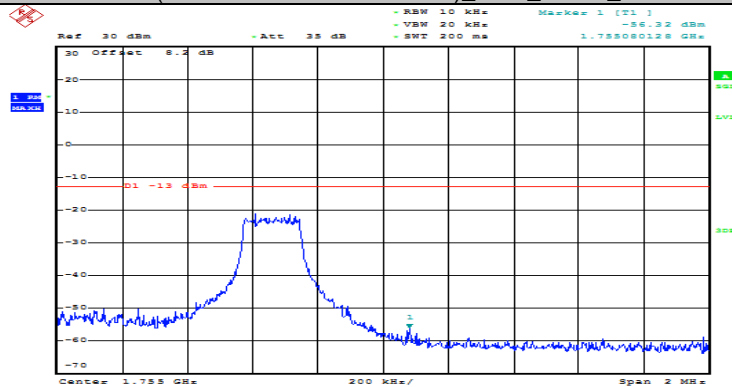
(Channel Bandwidth: 5 MHz) LCH_QPSK_12RB#13



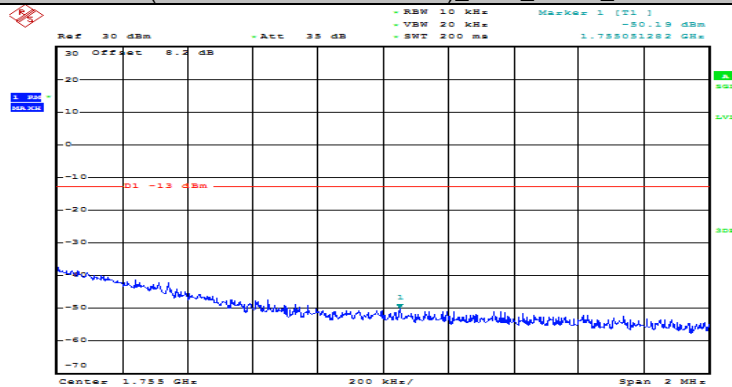
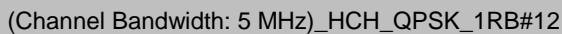
Date: 29 JUN 2016 19:54:22



Date: 29.JUN.2016 19:55:02

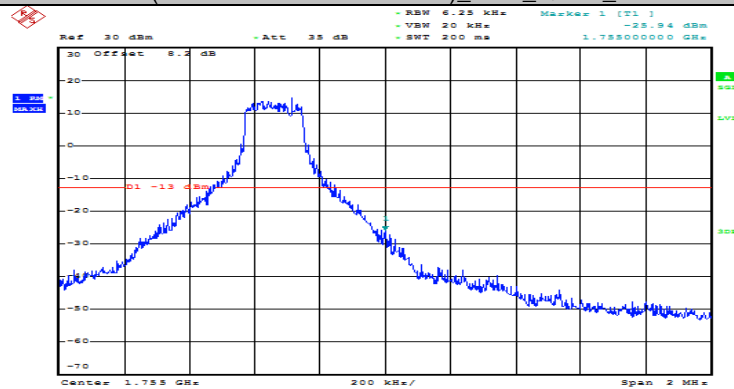


Date: 29.JUN.2016 19:55:21



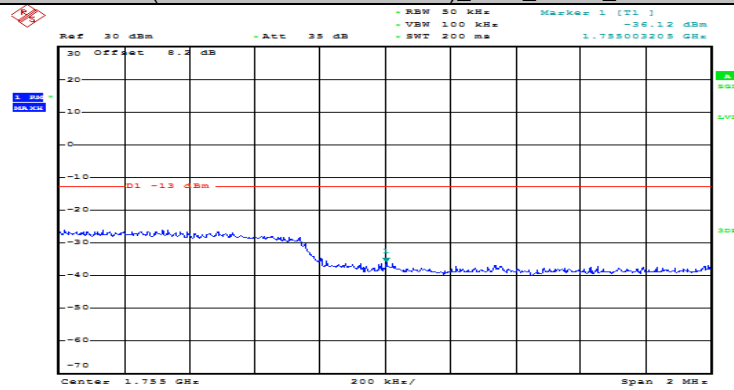
Date: 29.JUN.2016 19:55:26

(Channel Bandwidth: 5 MHz) HCH_QPSK_1RB#24



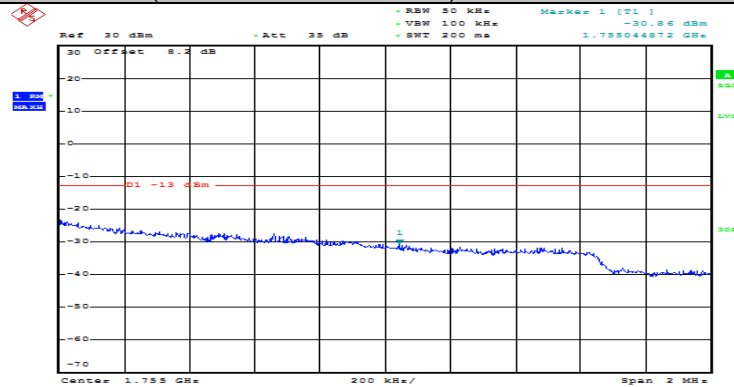
Date: 29 JUN 2016 19:55:32

(Channel Bandwidth: 5 MHz) HCH_QPSK_12RB#0



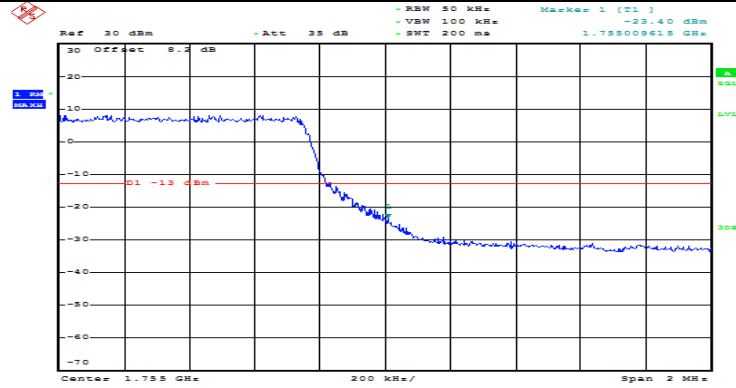
Date: 29 JUN 2016 19:56:02

(Channel Bandwidth: 5 MHz) HCH_QPSK_12RB#6



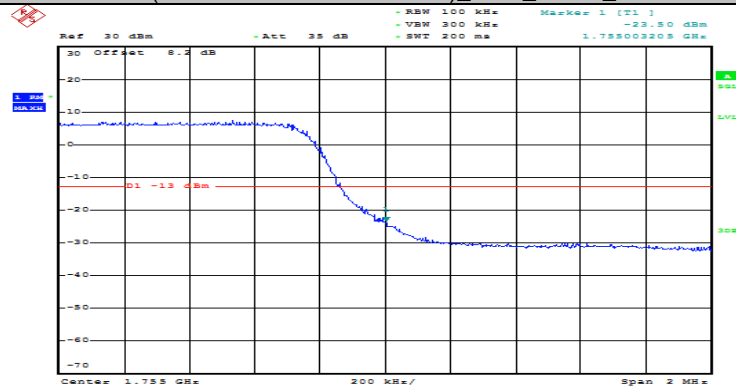
Date: 29 JUN 2016 19:56:08

(Channel Bandwidth: 5 MHz) _HCH_QPSK_12RB#13



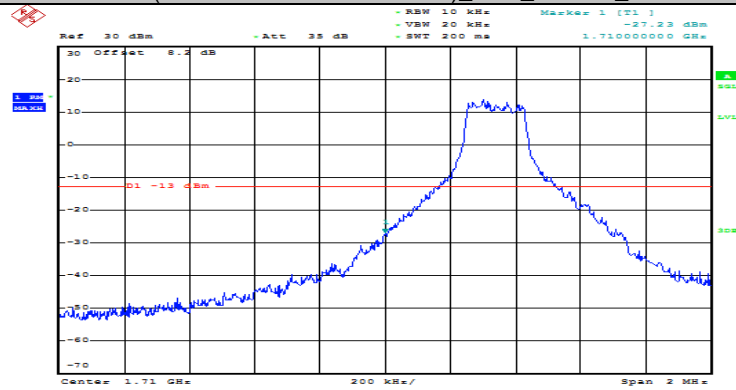
Date: 29 JUN 2016 19:56:13

(Channel Bandwidth: 5 MHz) _HCH_QPSK_25RB#0



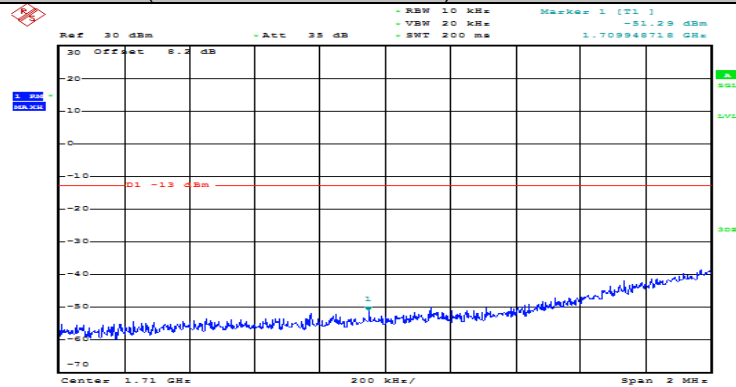
Date: 29 JUN 2016 19:56:43

(Channel Bandwidth: 5 MHz) _LCH_16QAM_1RB#0



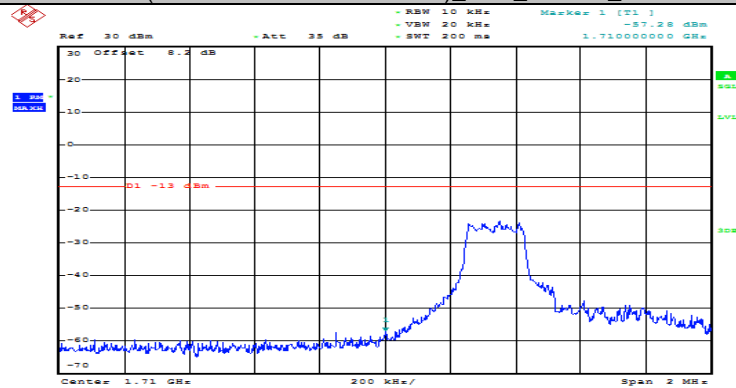
Date: 29 JUN 2016 19:54:00

(Channel Bandwidth: 5 MHz)_LCH_16QAM_1RB#12



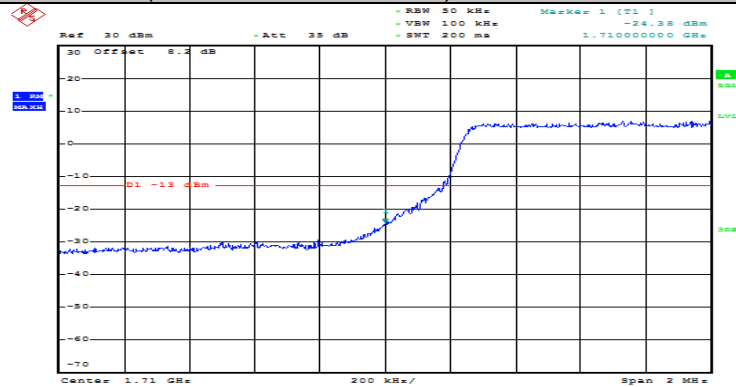
Date: 29 JUN 2016 19:54:06

(Channel Bandwidth: 5 MHz)_LCH_16QAM_1RB#24



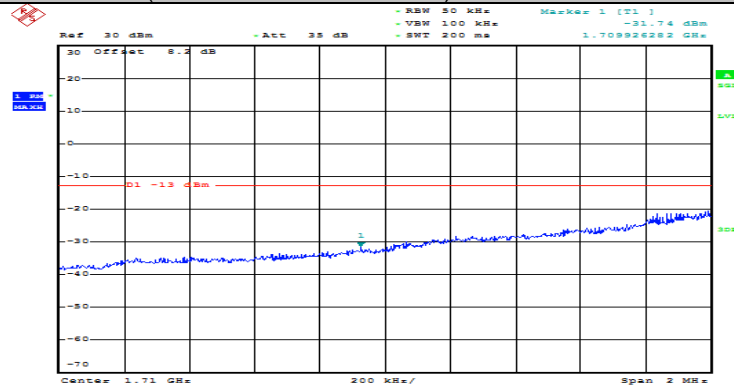
Date: 29 JUN 2016 19:54:11

(Channel Bandwidth: 5 MHz)_LCH_16QAM_12RB#0



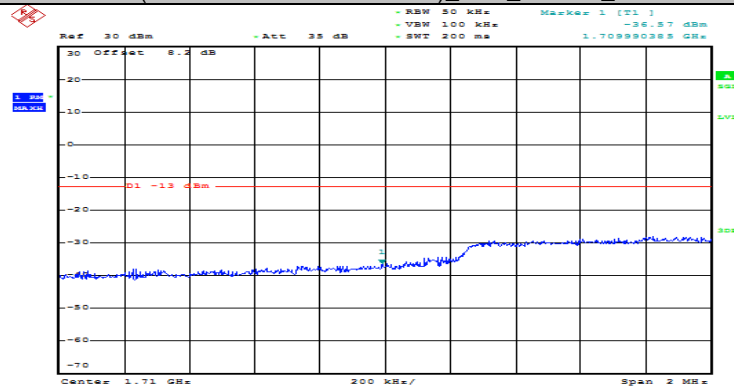
Date: 29 JUN 2016 19:54:41

(Channel Bandwidth: 5 MHz)_LCH_16QAM_12RB#6



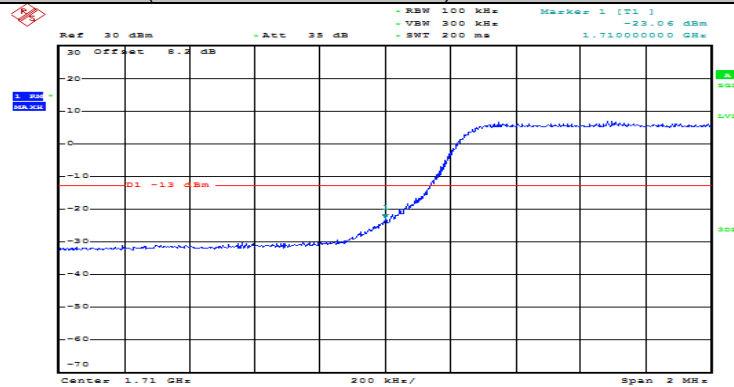
Date: 29 JUN 2016 19:54:47

(Channel Bandwidth: 5 MHz)_LCH_16QAM_12RB#13



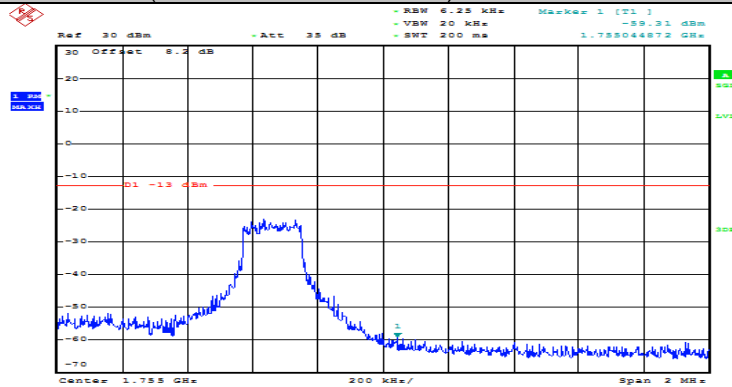
Date: 29 JUN 2016 19:54:53

(Channel Bandwidth: 5 MHz)_LCH_16QAM_25RB#0



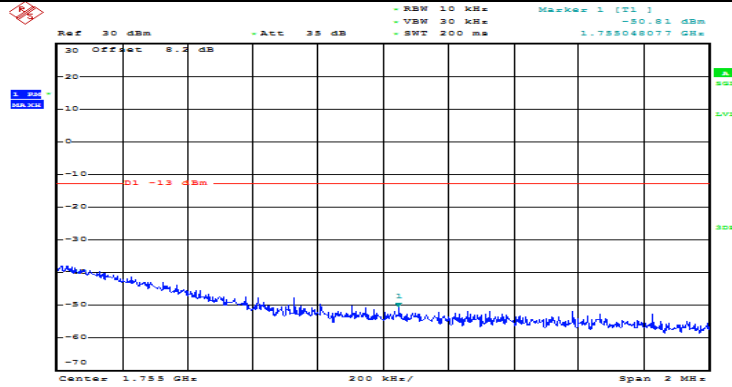
Date: 29 JUN 2016 19:55:11

(Channel Bandwidth: 5 MHz)_HCH_16QAM_1RB#0



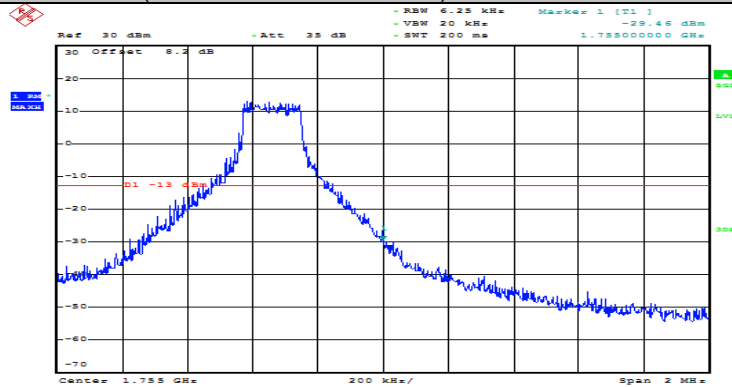
Date: 29 JUN 2016 19:55:41

(Channel Bandwidth: 5 MHz)_HCH_16QAM_1RB#12



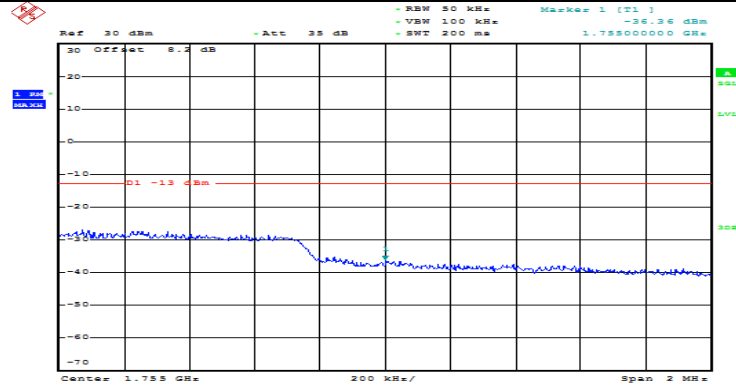
Date: 29 JUN 2016 19:55:47

(Channel Bandwidth: 5 MHz)_HCH_16QAM_1RB#24



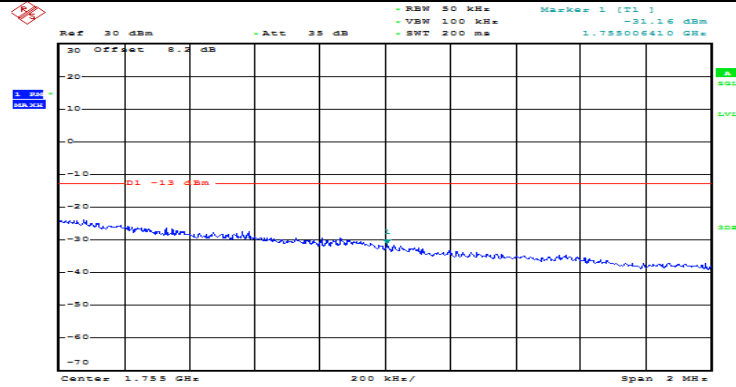
Date: 29 JUN 2016 19:55:52

(Channel Bandwidth: 5 MHz)_HCH_16QAM_12RB#0



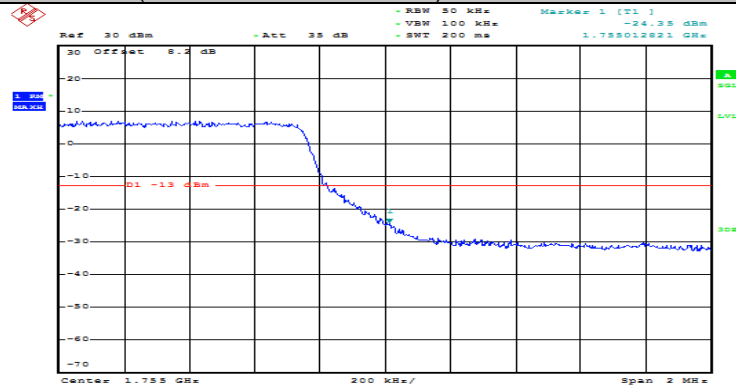
Date: 29 JUN 2016 19:56:23

(Channel Bandwidth: 5 MHz)_HCH_16QAM_12RB#6



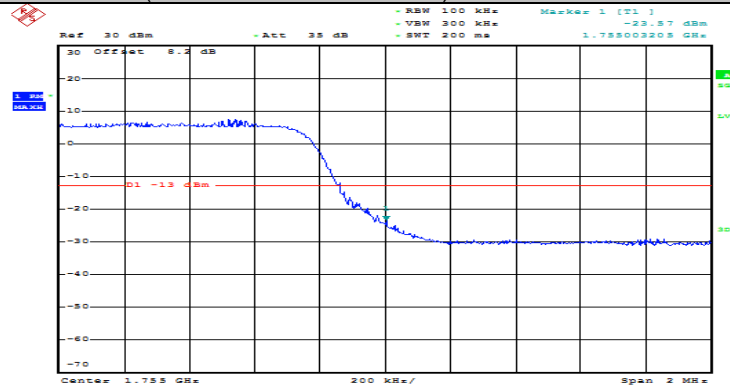
Date: 29 JUN 2016 19:56:28

(Channel Bandwidth: 5 MHz)_HCH_16QAM_12RB#13



Date: 29 JUN 2016 19:56:24

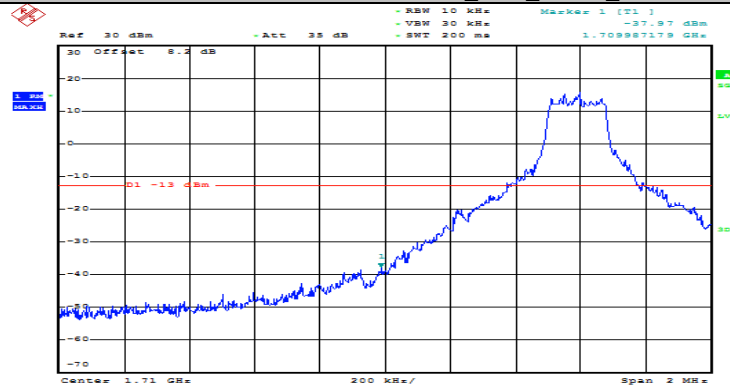
(Channel Bandwidth: 5 MHz)_HCH_16QAM_25RB#0



Date: 29 JUN 2016 19:56:59

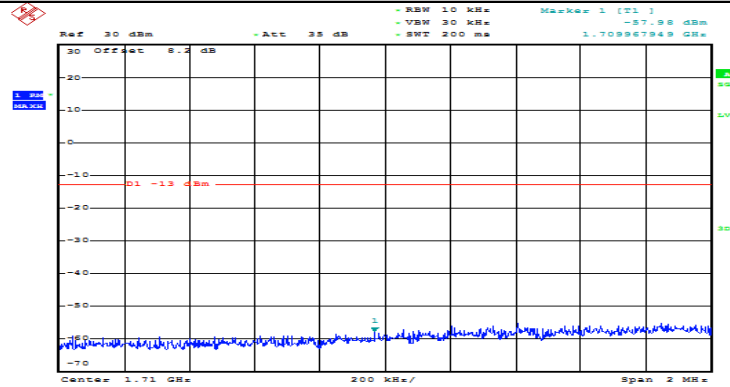
Band edge measurement
LTE Band 4
Channel Bandwidth: 10 MHz

Channel Bandwidth: 10 MHz_LCH_QPSK_1RB#0



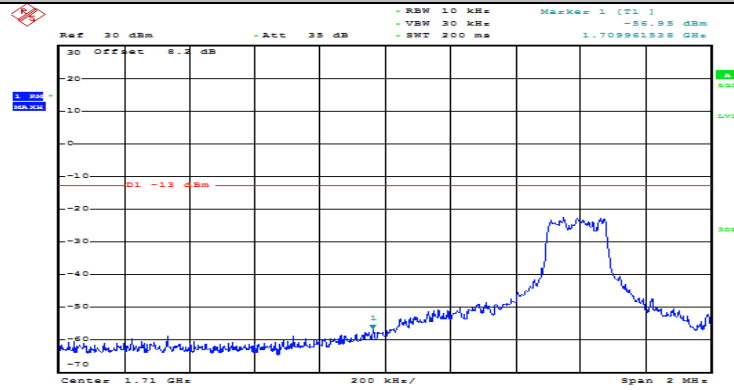
Date: 29 JUN 2016 19:57:02

Channel Bandwidth: 10 MHz_LCH_QPSK_1RB#24



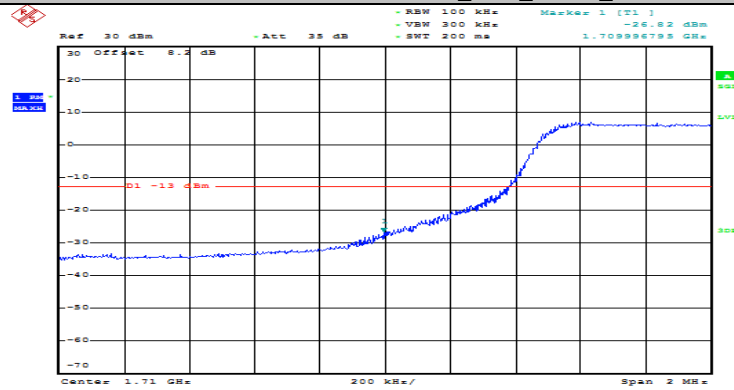
Date: 29 JUN 2016 19:57:08

Channel Bandwidth: 10 MHz_LCH_QPSK_1RB#49



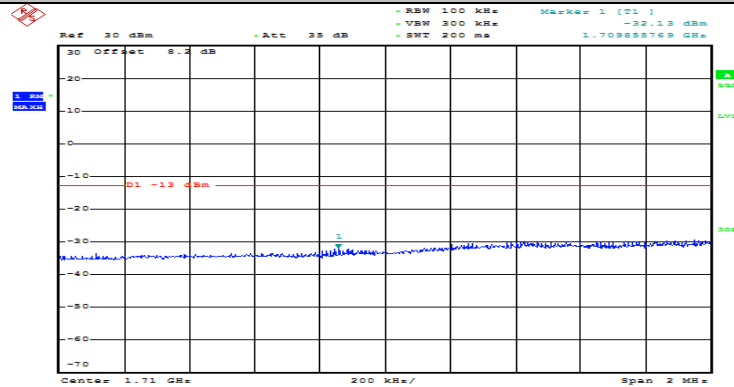
Date: 29 JUN 2016 19:57:13

Channel Bandwidth: 10 MHz_LCH_QPSK_25RB#0



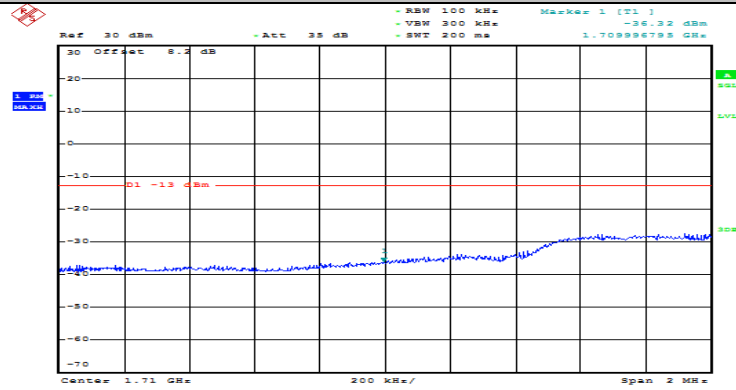
Date: 29 JUN 2016 19:57:43

Channel Bandwidth: 10 MHz_LCH_QPSK_25RB#12



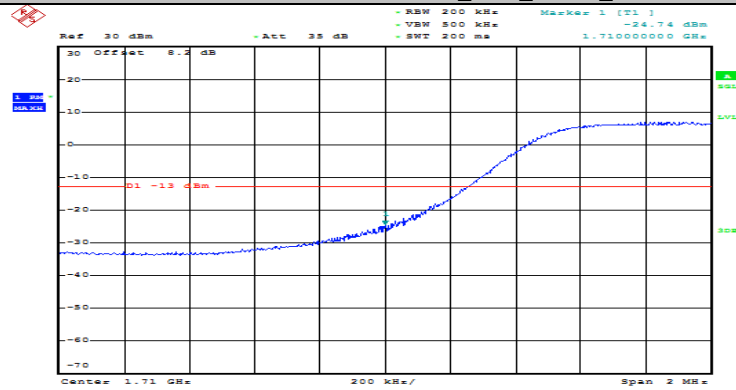
Date: 29 JUN 2016 19:57:49

Channel Bandwidth: 10 MHz_LCH_QPSK_25RB#25



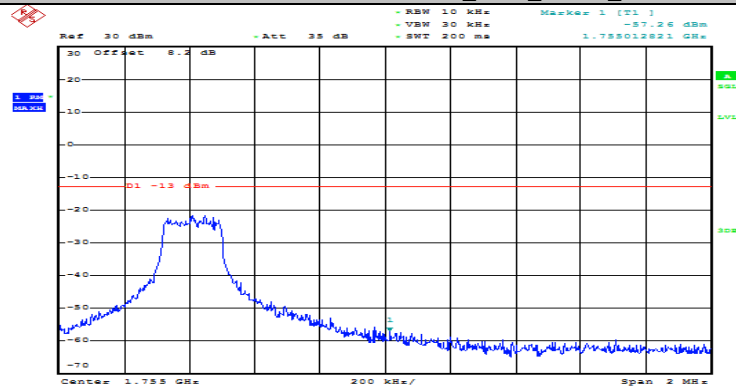
Date: 29 JUN.2016 19:57:55

Channel Bandwidth: 10 MHz_LCH_QPSK_50RB#0



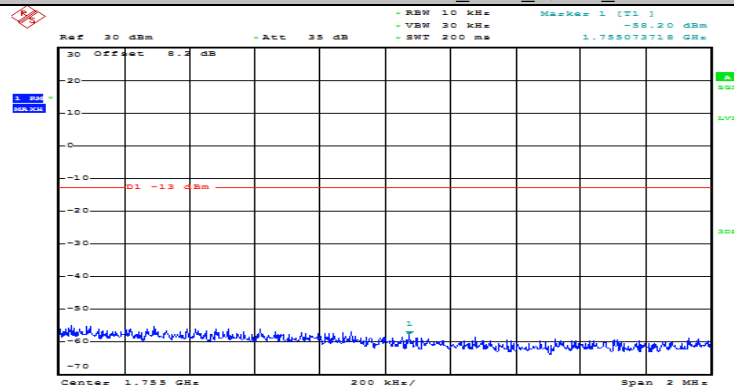
Date: 29 JUN.2016 19:58:24

Channel Bandwidth: 10 MHz_HCH_QPSK_1RB#0



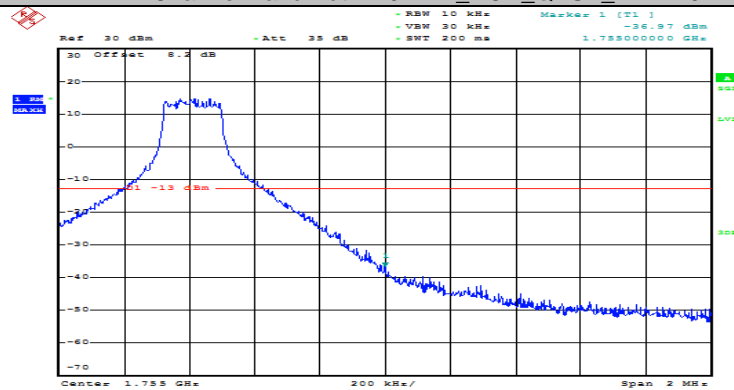
Date: 29 JUN.2016 19:58:43

Channel Bandwidth: 10 MHz_HCH_QPSK_1RB#24



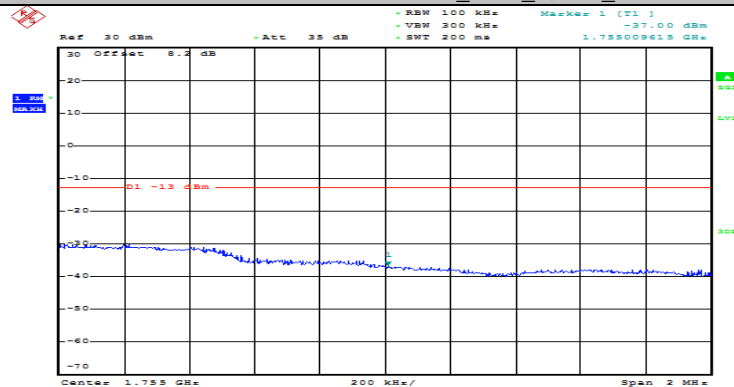
Date: 29 JUN 2016 19:58:49

Channel Bandwidth: 10 MHz_HCH_QPSK_1RB#49



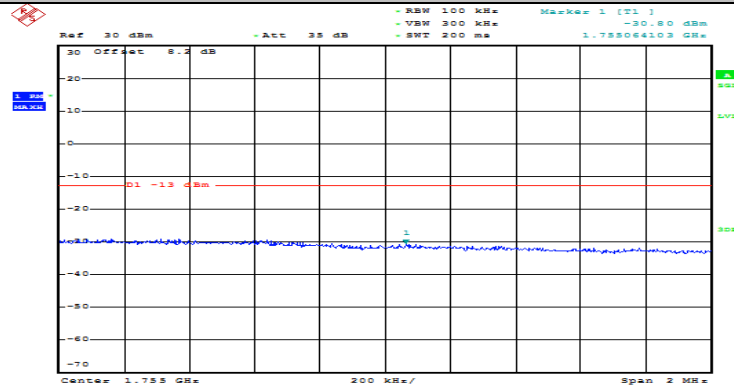
Date: 29 JUN 2016 19:58:54

Channel Bandwidth: 10 MHz_HCH_QPSK_25RB#0



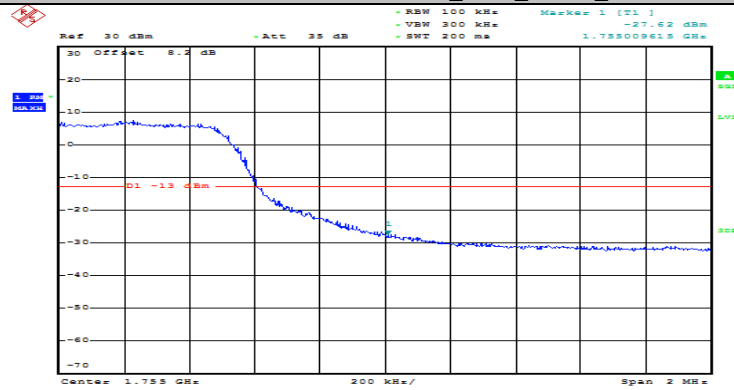
Date: 29 JUN 2016 19:59:24

Channel Bandwidth: 10 MHz_HCH_QPSK_25RB#12



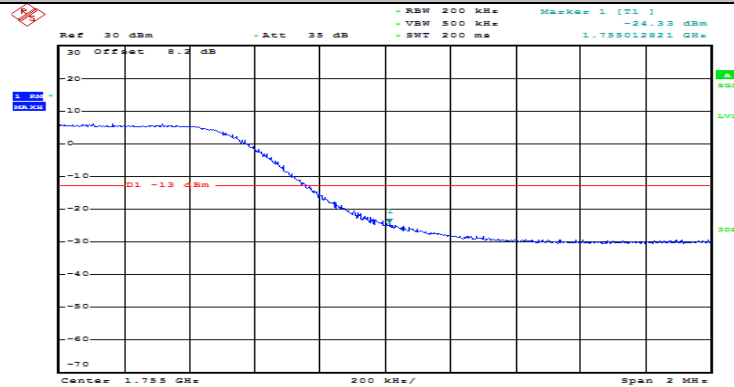
Date: 29 JUN 2016 19:59:30

Channel Bandwidth: 10 MHz_HCH_QPSK_25RB#25



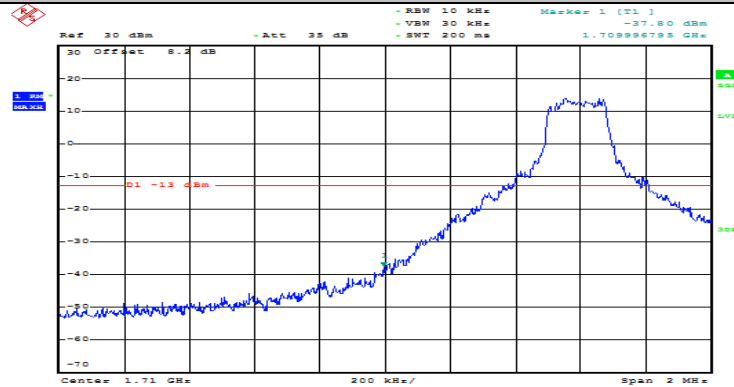
Date: 29 JUN 2016 19:59:36

Channel Bandwidth: 10 MHz_HCH_QPSK_50RB#0



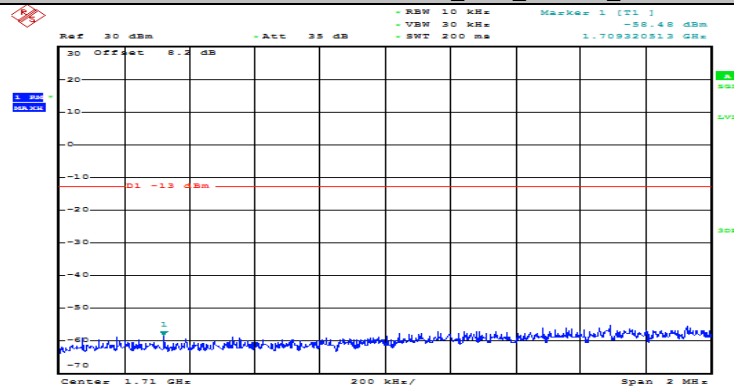
Date: 29 JUN 2016 20:00:05

Channel Bandwidth: 10 MHz_LCH_16QAM_1RB#0



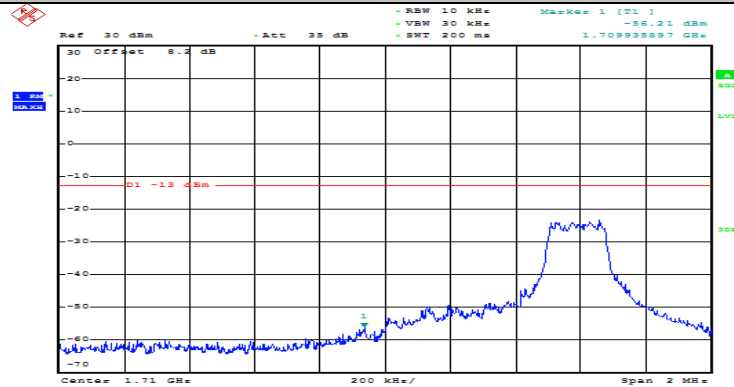
Date: 29 JUN 2016 19:57:23

Channel Bandwidth: 10 MHz_LCH_16QAM_1RB#24



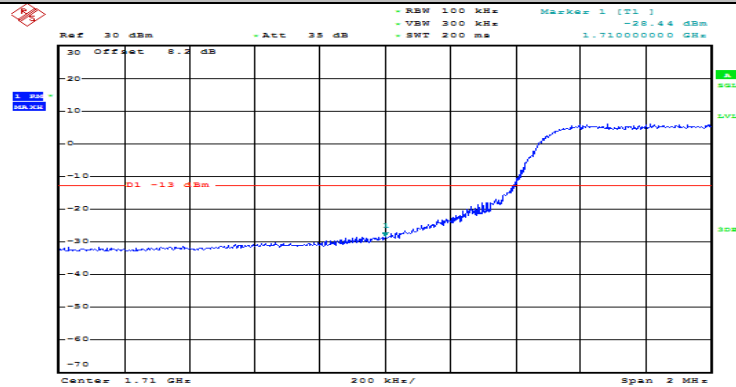
Date: 29 JUN 2016 19:57:28

Channel Bandwidth: 10 MHz_LCH_16QAM_1RB#49



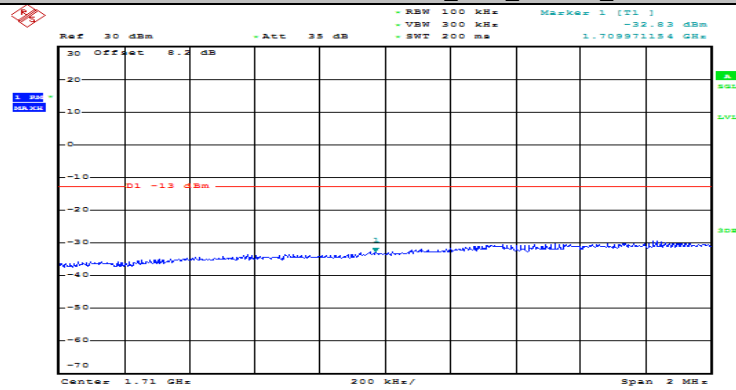
Date: 29 JUN 2016 19:57:24

Channel Bandwidth: 10 MHz_LCH_16QAM_25RB#0



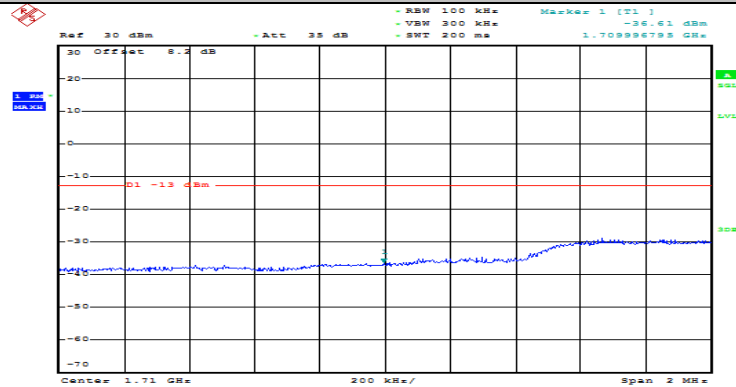
Date: 29 JUN 2016 19:58:04

Channel Bandwidth: 10 MHz_LCH_16QAM_25RB#12

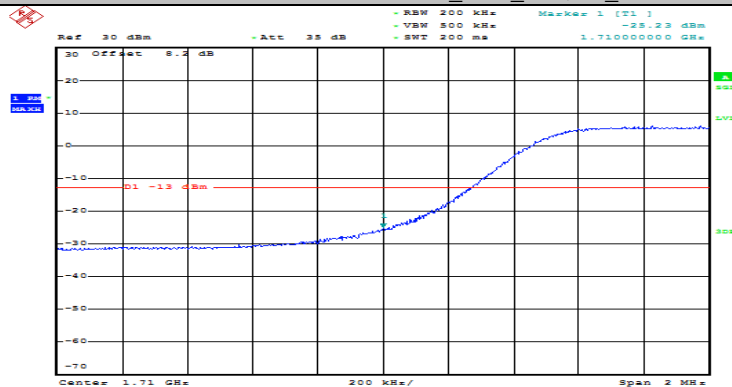


Date: 29 JUN 2016 19:58:10

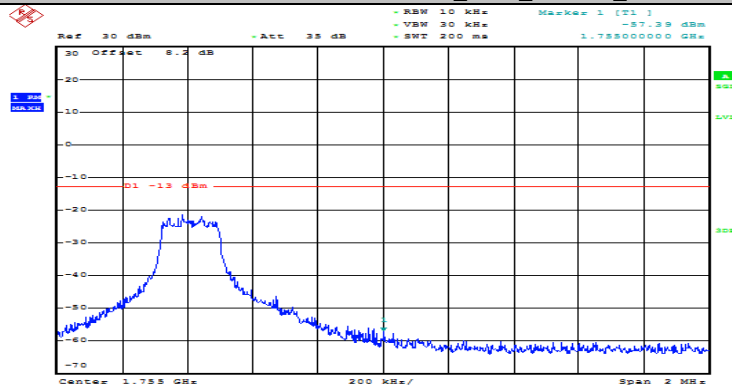
Channel Bandwidth: 10 MHz_LCH_16QAM_25RB#25



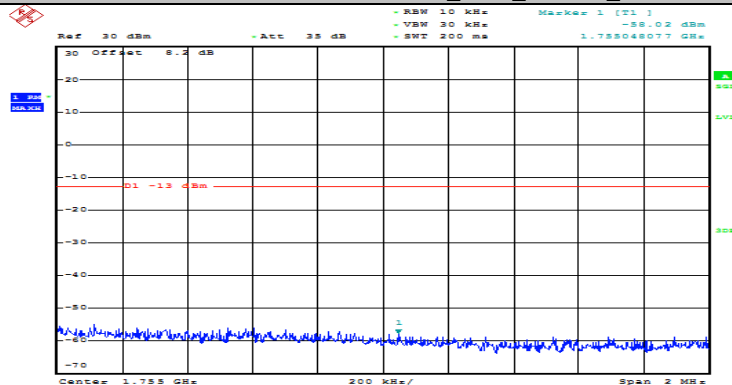
Date: 29 JUN 2016 19:58:15



Date: 29. JUN. 2016 19:58:34

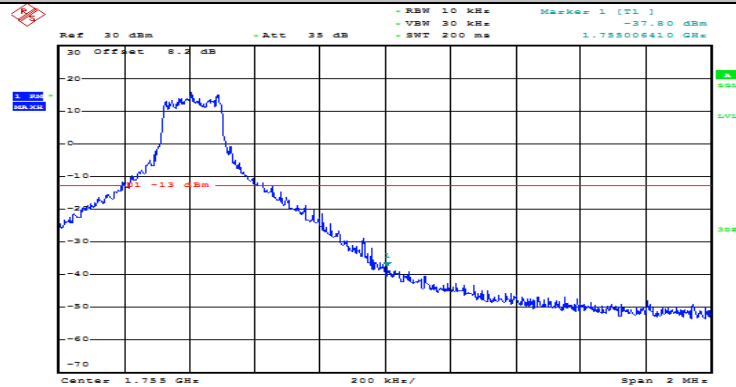


Date: 29. JUN. 2016 19:59:04



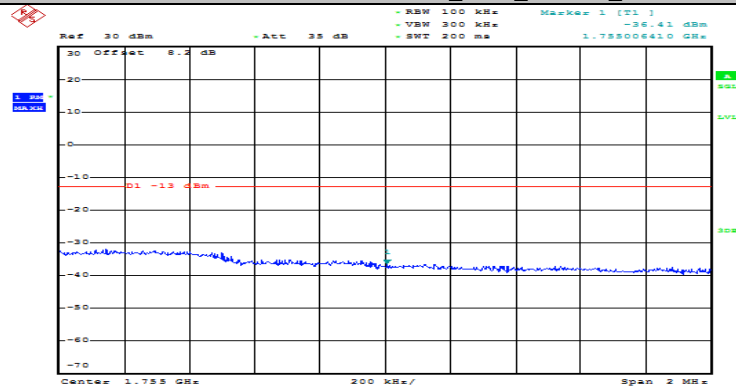
Date: 29. JUN. 2016 19:59:09

Channel Bandwidth: 10 MHz_HCH_16QAM_1RB#49



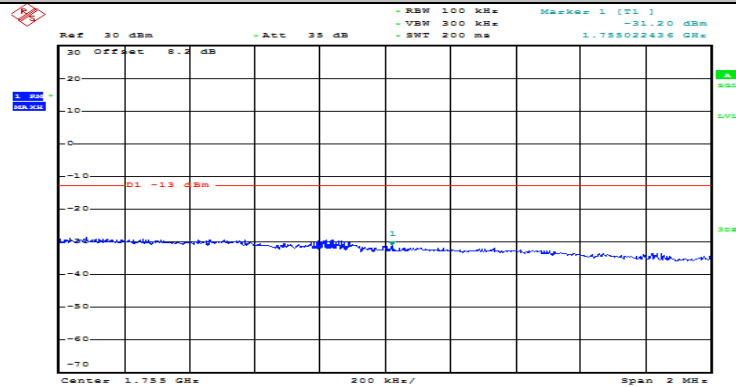
Date: 29 JUN 2016 19:59:15

Channel Bandwidth: 10 MHz_HCH_16QAM_25RB#0



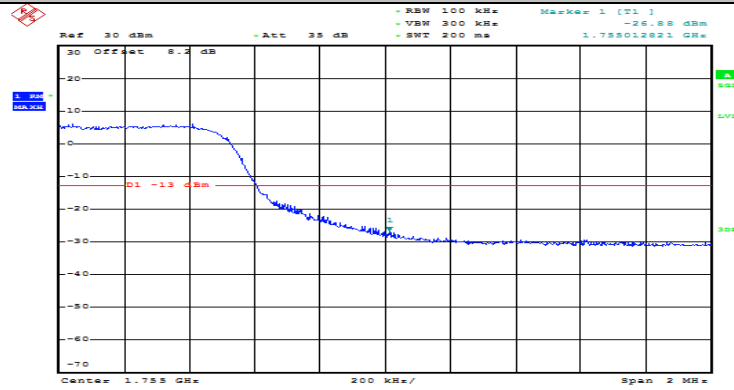
Date: 29 JUN 2016 19:59:45

Channel Bandwidth: 10 MHz_HCH_16QAM_25RB#12



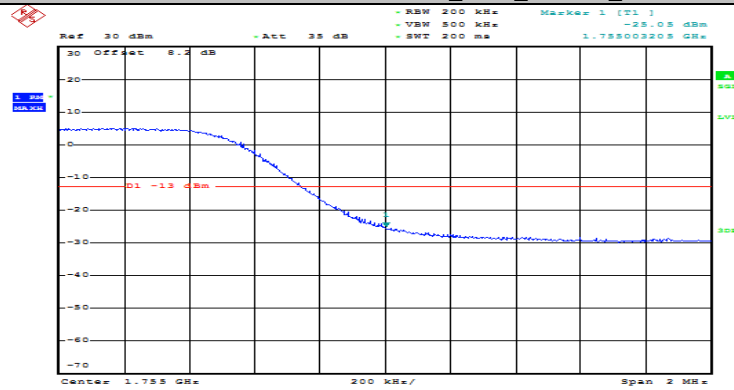
Date: 29 JUN 2016 19:59:51

Channel Bandwidth: 10 MHz_HCH_16QAM_25RB#25



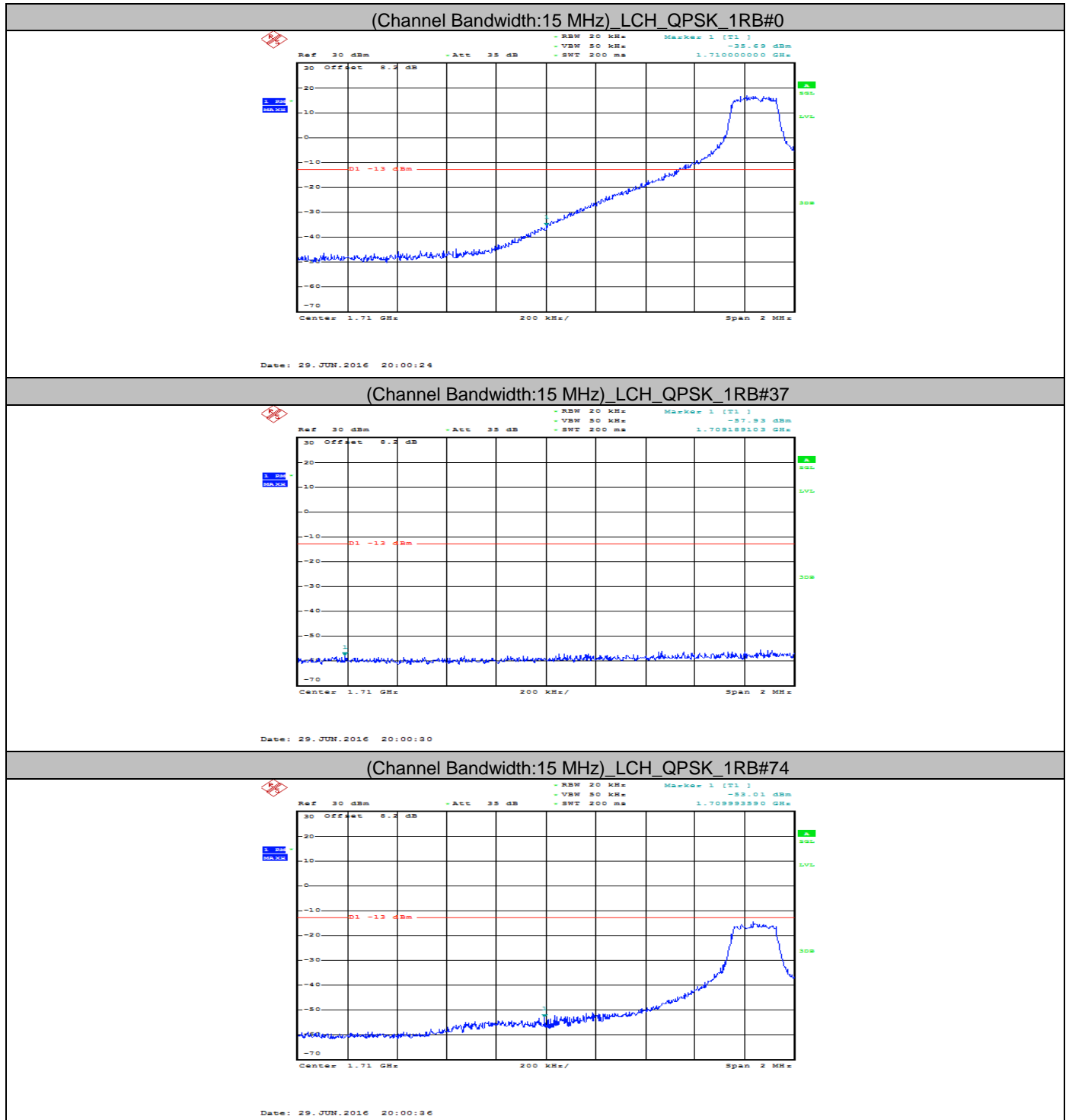
Date: 29 JUN 2016 19:59:56

Channel Bandwidth: 10 MHz_HCH_16QAM_50RB#0

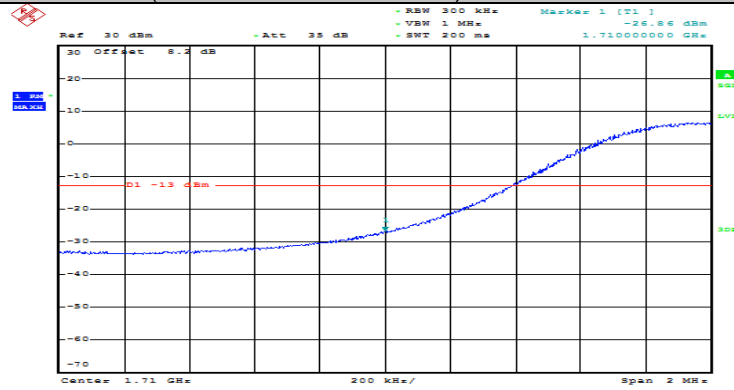


Date: 29 JUN 2016 20:00:15

Band edge measurement
LTE Band 4
Channel Bandwidth: 15 MHz

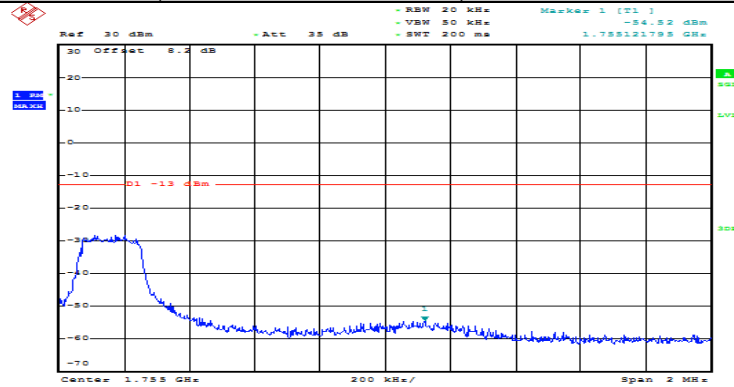


(Channel Bandwidth:15 MHz)_LCH_QPSK_75RB#0



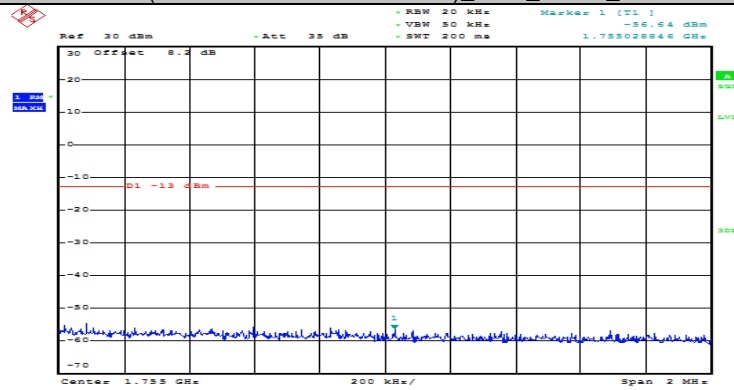
Date: 29 JUN 2016 20:01:47

(Channel Bandwidth:15 MHz)_HCH_QPSK_1RB#0



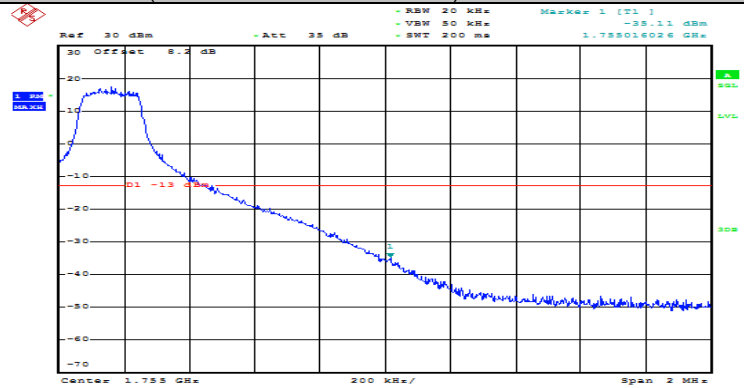
Date: 29 JUN 2016 20:02:05

(Channel Bandwidth:15 MHz)_HCH_QPSK_1RB#37



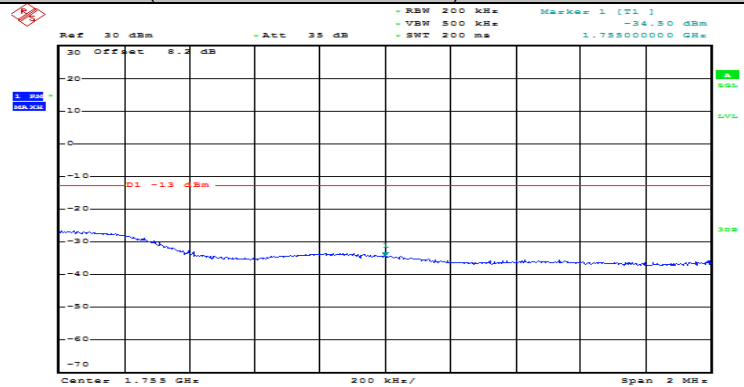
Date: 29 JUN 2016 20:02:11

(Channel Bandwidth:15 MHz)_HCH_QPSK_1RB#74



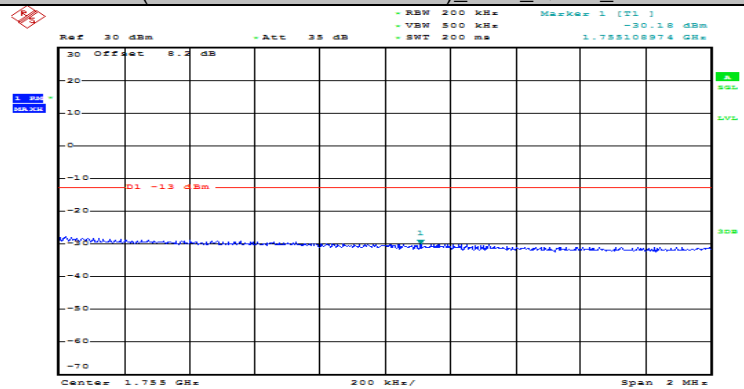
Date: 29 JUN 2016 20:02:17

(Channel Bandwidth:15 MHz)_HCH_QPSK_37RB#0



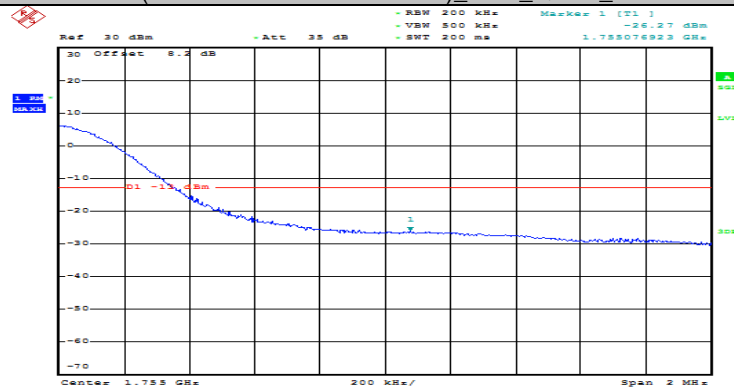
Date: 29 JUN 2016 20:02:47

(Channel Bandwidth:15 MHz)_HCH_QPSK_37RB#18



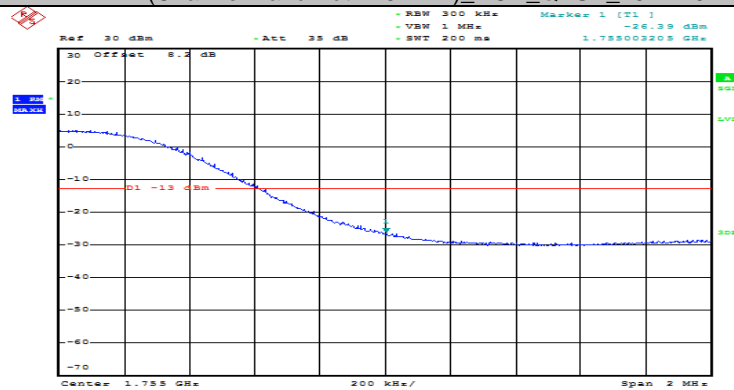
Date: 29 JUN 2016 20:02:52

(Channel Bandwidth:15 MHz) _HCH_QPSK_37RB#38



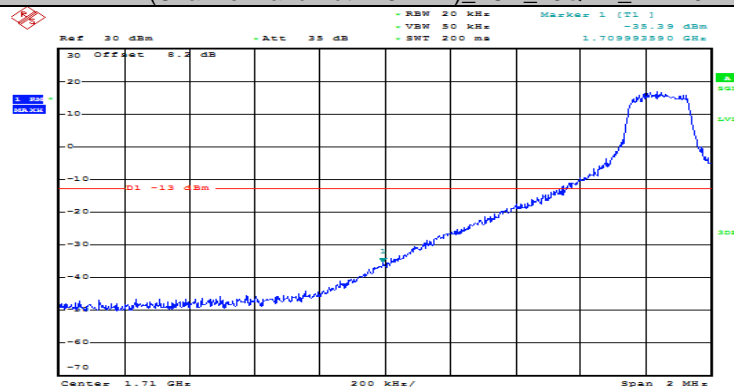
Date: 29 JUN 2016 20:02:58

(Channel Bandwidth:15 MHz) _HCH_QPSK_75RB#0



Date: 29 JUN 2016 20:03:28

(Channel Bandwidth:15 MHz) _LCH_16QAM_1RB#0



Date: 29 JUN 2016 20:00:45

Ref 30 dBm Att 33 dB RBW 200 kHz VSW 500 kHz SWT 200 ms Marker 1 (T1) -31.93 dBm 1.709999990 GHz

30 Off

20

10

0

-10

-20

-30

-40

-50

-60

-70

01 -13 dBm

1 MHz

MAX

Center 1.71 GHz 200 kHz Span 2 MHz

Date: 29.JUN.2016 20:01:32

Ref 30 dBm - Att 33 dB

RBW 200 kHz VBW 500 kHz SWT 200 ms Marker 1 (T1) -34.95 dBm 1.709992692 GHz

30 Off Att 8.4 dB

20

10

0

-10

-20

-30

-40

-50

-60

-70

01 -13 dBm

1

Center 1.71 GHz 200 kHz/ Span 2 MHz

1.71 GHz

1.709992692 GHz

20 MHz

Date: 29.JUN.2016 20:01:37

Ref 30 dBm - Att 33 dB - RBW 300 kHz - VBW 1 MHz - SWT 200 ms - Marker 1 (T1) -27.59 dBm 1.7099990355 GHz

30 Off Att 3.4 dB

20

10

0

-10

-20

-30

-40

-50

-60

-70

01 -13 dBm

1

Centre 1.71 GHz

200 kHz/

Span 2 MHz

30dB

20dB

10dB

0dB

-10dB

-20dB

-30dB

-40dB

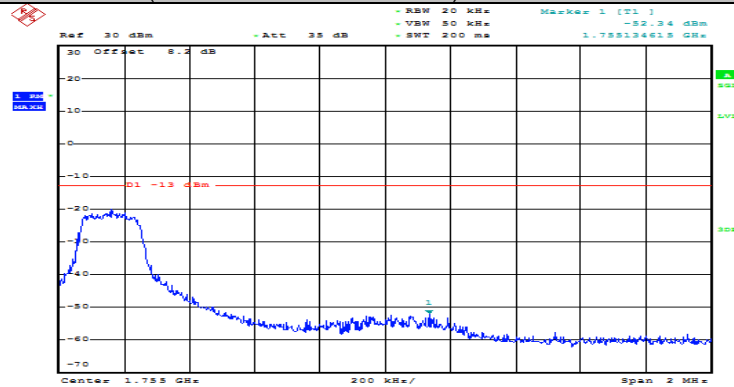
-50dB

-60dB

-70dB

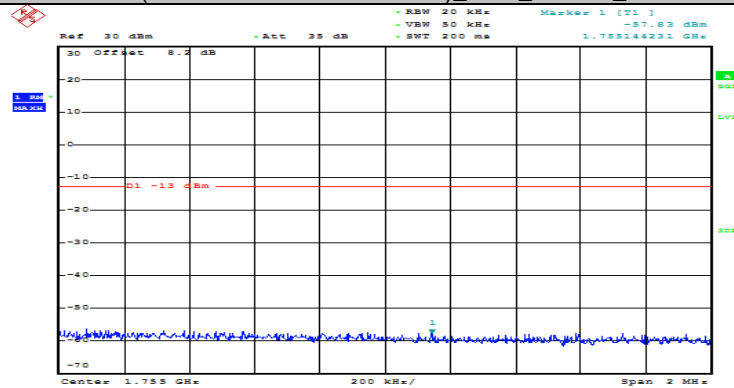
Date: 29.JUN.2016 20:01:56

(Channel Bandwidth:15 MHz)_HCH_16QAM_1RB#0



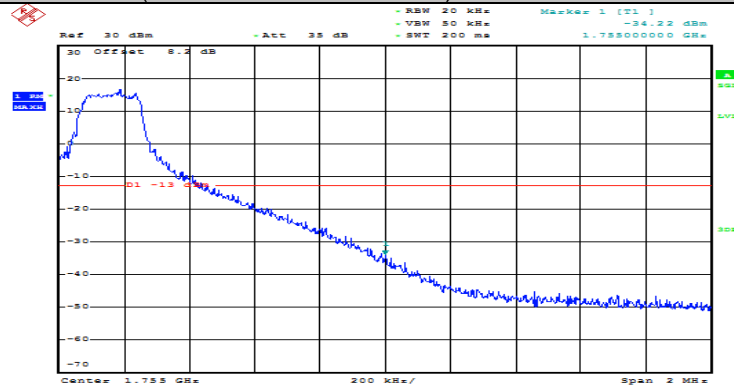
Date: 29 JUN.2016 20:02:26

(Channel Bandwidth:15 MHz)_HCH_16QAM_1RB#37



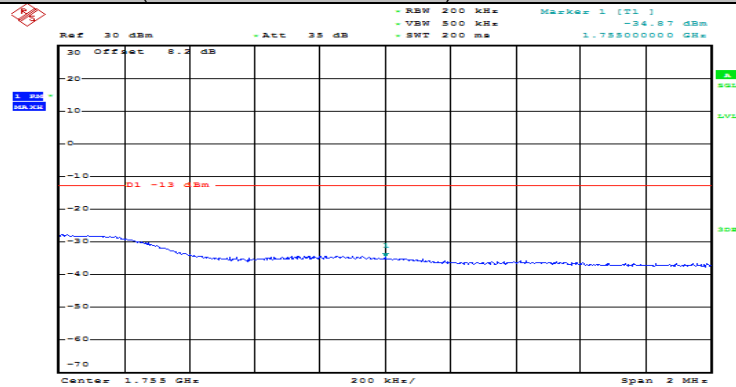
Date: 29 JUN.2016 20:02:32

(Channel Bandwidth:15 MHz)_HCH_16QAM_1RB#74



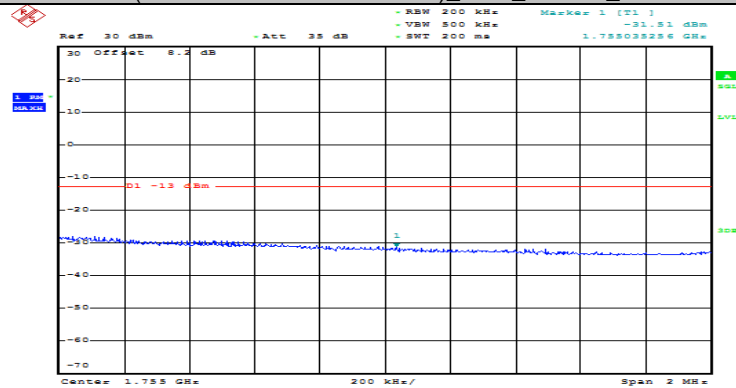
Date: 29 JUN.2016 20:02:37

(Channel Bandwidth:15 MHz)_HCH_16QAM_37RB#0



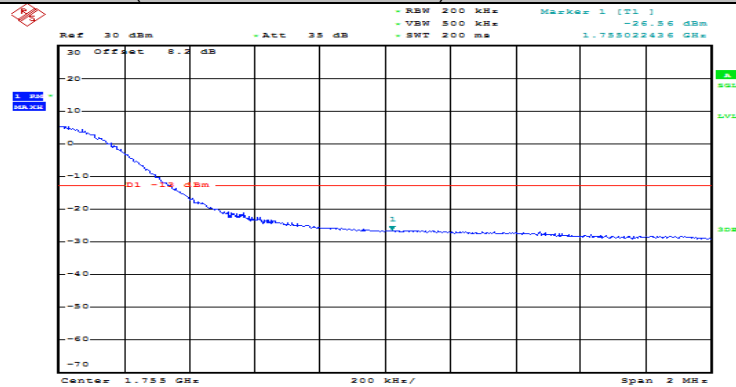
Date: 29 JUN 2016 20:03:07

(Channel Bandwidth:15 MHz)_HCH_16QAM_37RB#18



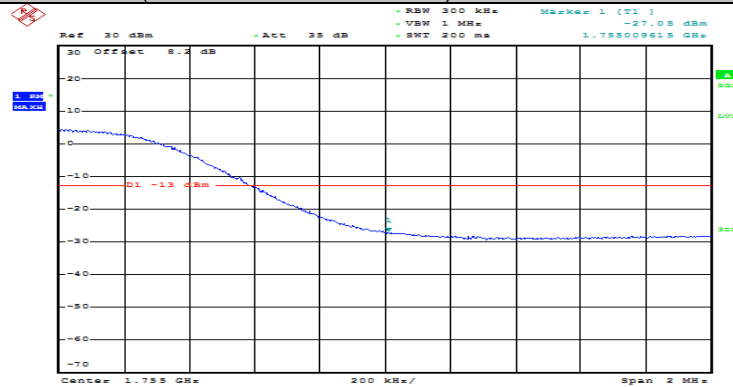
Date: 29 JUN 2016 20:03:13

(Channel Bandwidth:15 MHz)_HCH_16QAM_37RB#38



Date: 29 JUN 2016 20:03:19

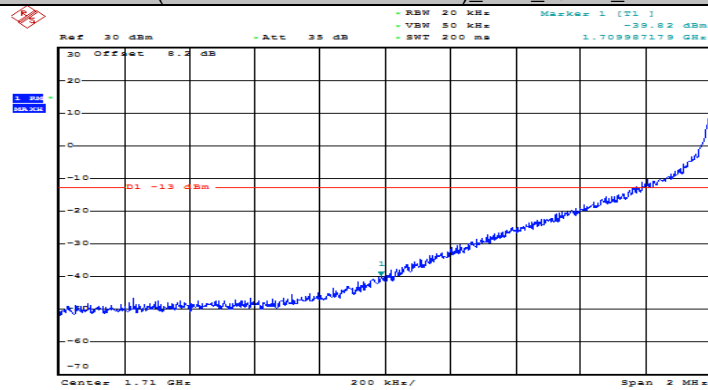
(Channel Bandwidth:15 MHz)_HCH_16QAM_75RB#0



Date: 29 JUN 2016 20:03:37

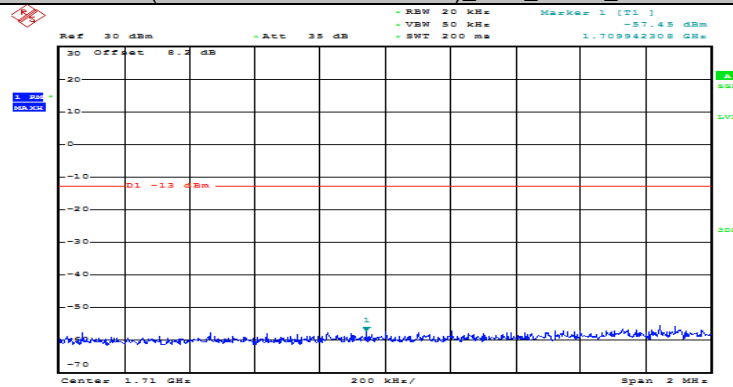
Band edge measurement
LTE Band 4
Channel Bandwidth: 20 MHz

(Channel Bandwidth:20 MHz)_LCH_QPSK_1RB#0



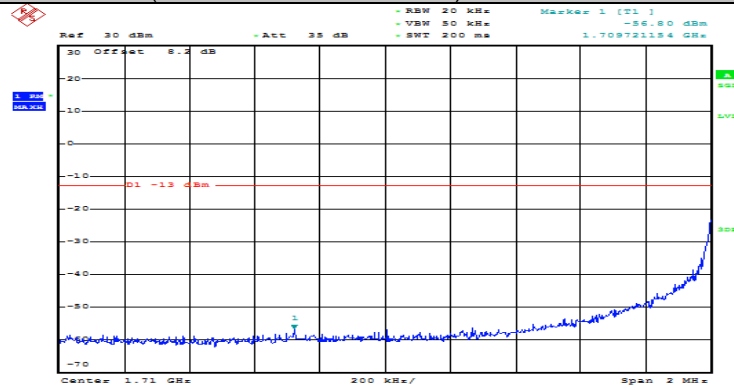
Date: 29 JUN 2016 20:03:46

(Channel Bandwidth:20 MHz)_LCH_QPSK_1RB#49



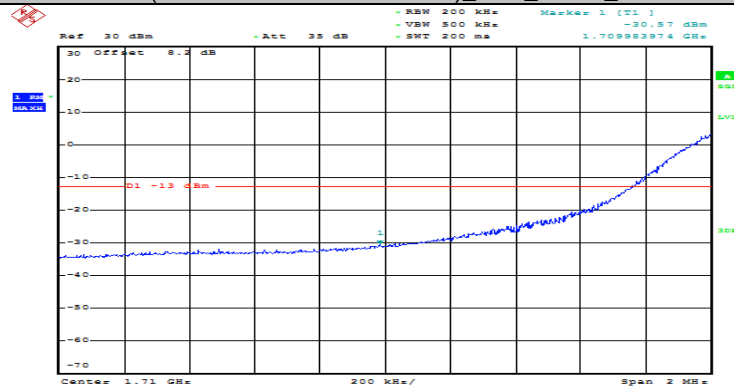
Date: 29 JUN 2016 20:03:52

(Channel Bandwidth:20 MHz)_LCH_QPSK_1RB#99



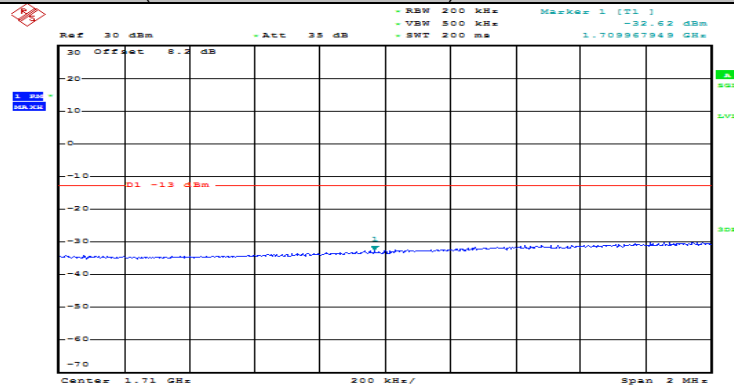
Date: 29 JUN 2016 20:03:58

(Channel Bandwidth:20 MHz)_LCH_QPSK_50RB#0



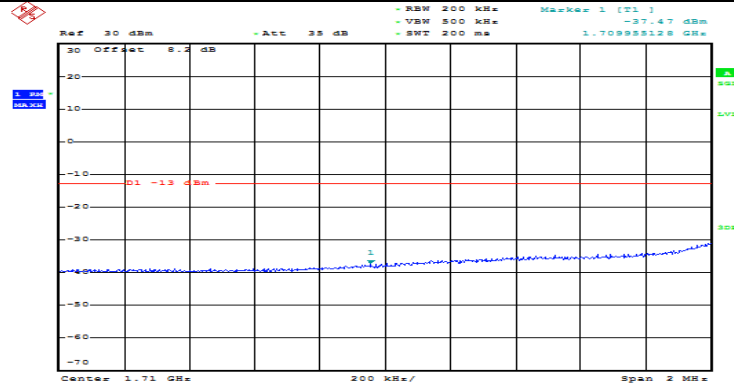
Date: 29 JUN 2016 20:04:28

(Channel Bandwidth:20 MHz)_LCH_QPSK_50RB#25



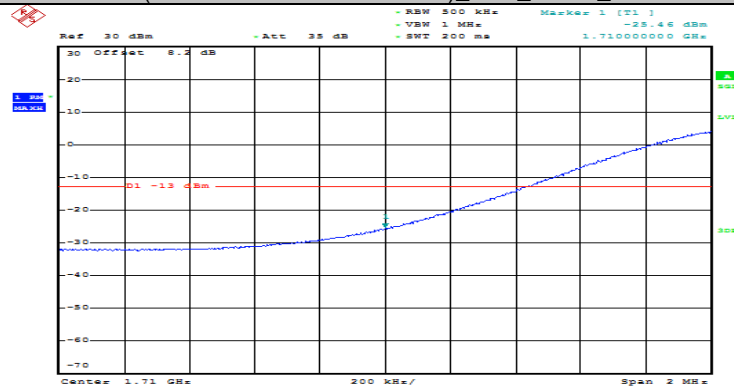
Date: 29 JUN 2016 20:04:24

(Channel Bandwidth:20 MHz)_LCH_QPSK_50RB#0



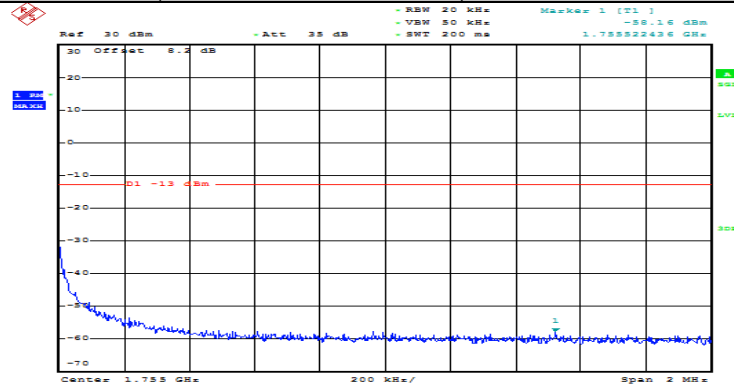
Date: 29 JUN.2016 20:04:39

(Channel Bandwidth:20 MHz)_LCH_QPSK_100RB#0



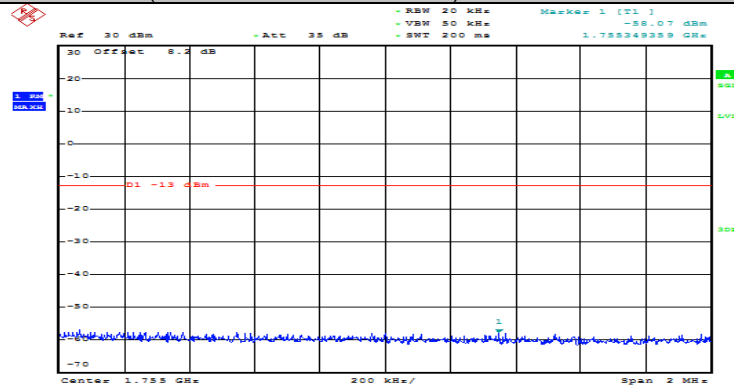
Date: 29 JUN.2016 20:05:09

(Channel Bandwidth:20 MHz)_HCH_QPSK_1RB#0



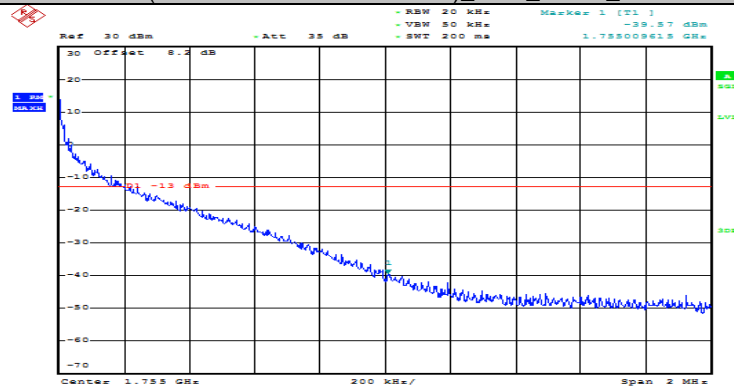
Date: 29 JUN.2016 20:05:28

(Channel Bandwidth:20 MHz)_HCH_QPSK_1RB#49



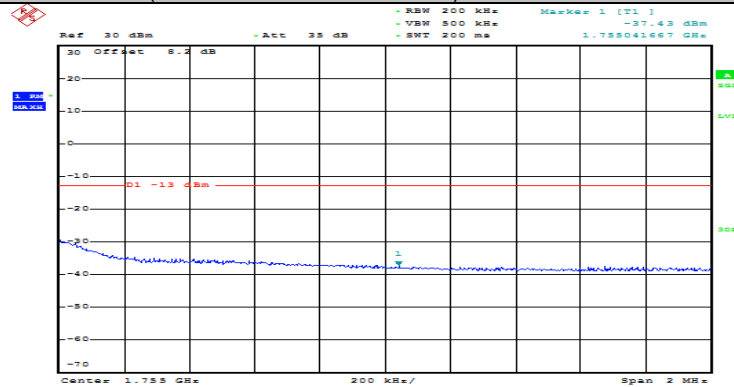
Date: 29 JUN 2016 20:05:33

(Channel Bandwidth:20 MHz)_HCH_QPSK_1RB#99



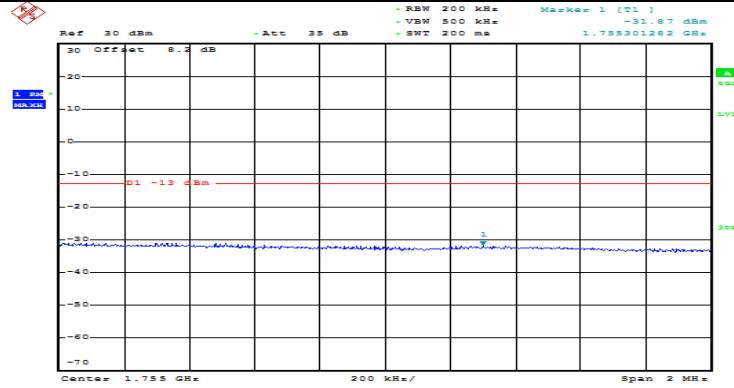
Date: 29 JUN 2016 20:05:39

(Channel Bandwidth:20 MHz)_HCH_QPSK_50RB#0



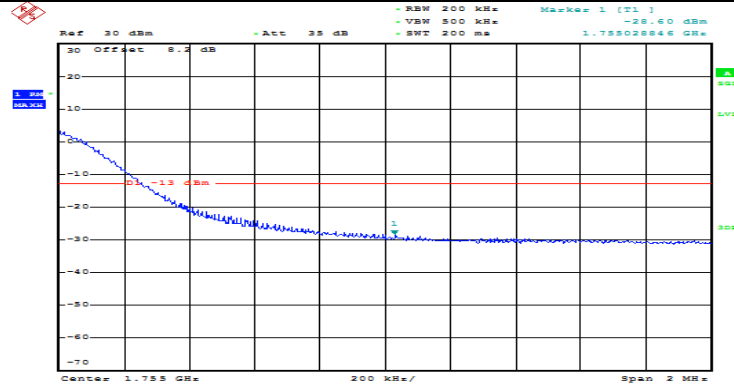
Date: 29 JUN 2016 20:06:09

(Channel Bandwidth:20 MHz)_HCH_QPSK_50RB#25



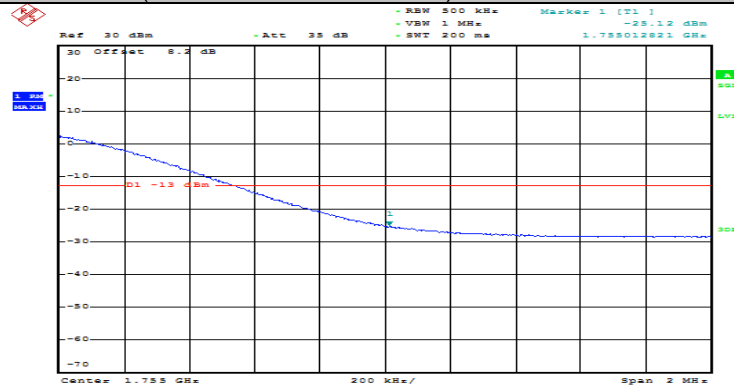
Date: 29 JUN 2016 20:06:15

(Channel Bandwidth:20 MHz)_HCH_QPSK_50RB#50



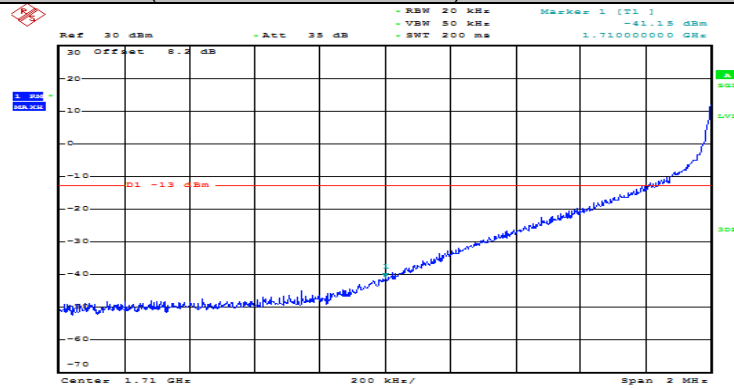
Date: 29 JUN 2016 20:06:20

(Channel Bandwidth:20 MHz)_HCH_QPSK_100RB#0



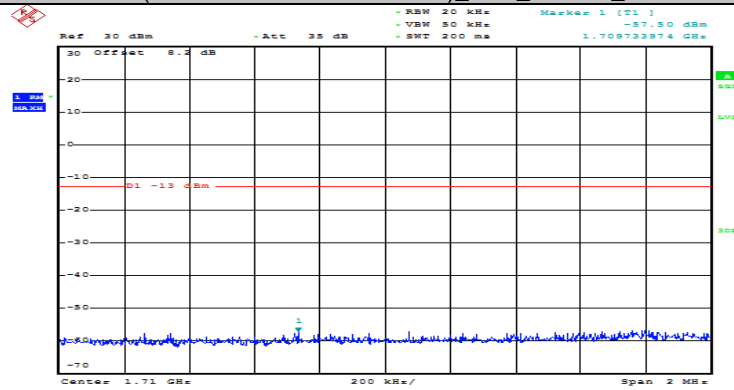
Date: 29 JUN 2016 20:06:50

(Channel Bandwidth:20 MHz)_LCH_16QAM_1RB#0



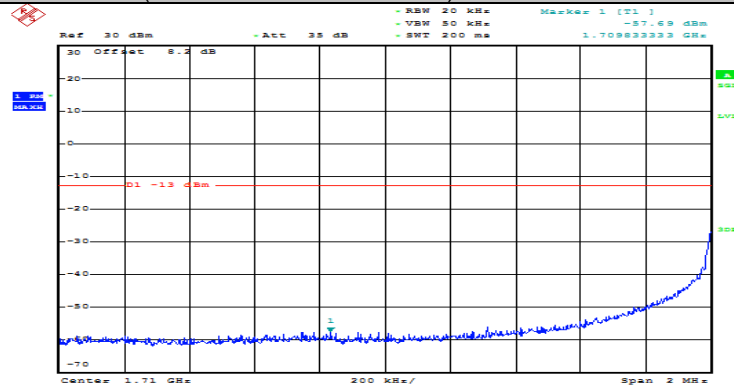
Date: 29 JUN 2016 20:04:07

(Channel Bandwidth:20 MHz)_LCH_16QAM_1RB#49



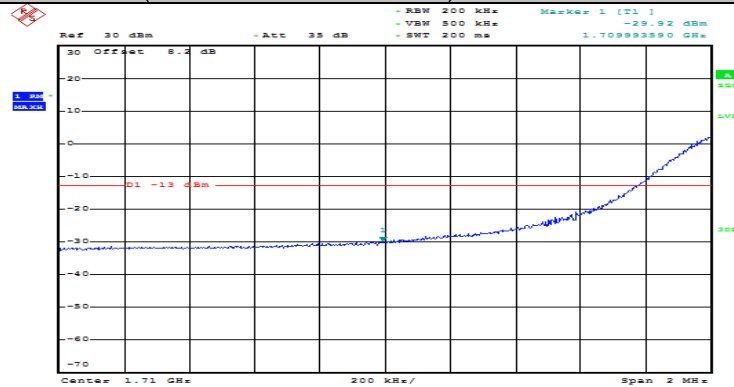
Date: 29 JUN 2016 20:04:13

(Channel Bandwidth:20 MHz)_LCH_16QAM_1RB#99



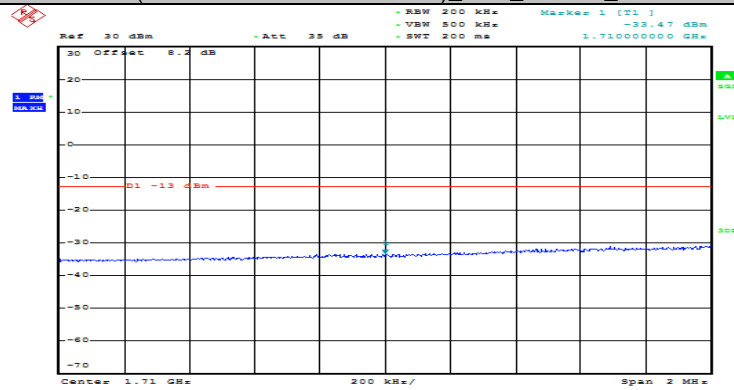
Date: 29 JUN 2016 20:04:19

(Channel Bandwidth:20 MHz)_LCH_16QAM_50RB#0



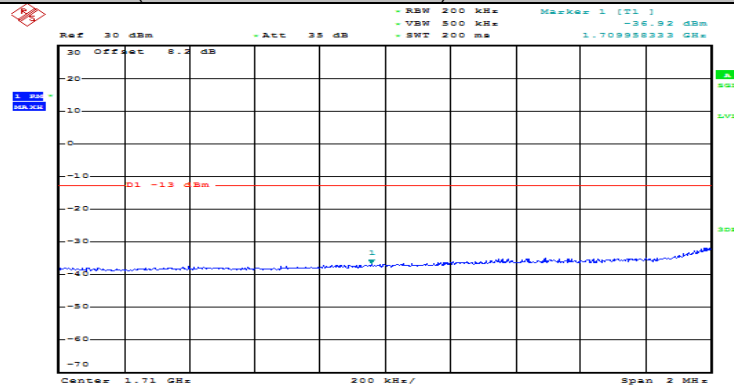
Date: 29 JUN 2016 20:04:48

(Channel Bandwidth:20 MHz)_LCH_16QAM_50RB#25



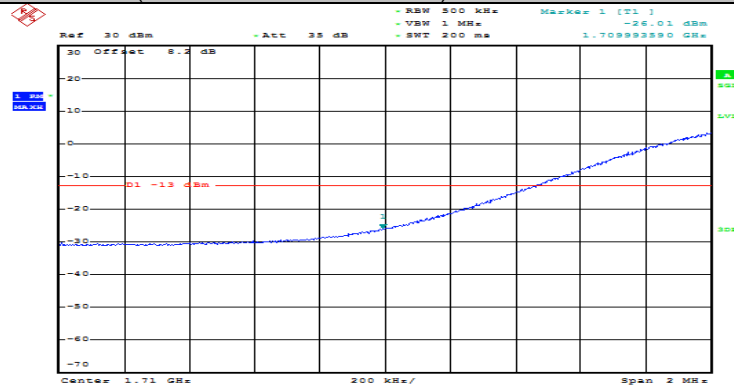
Date: 29 JUN 2016 20:04:54

(Channel Bandwidth:20 MHz)_LCH_16QAM_50RB#50



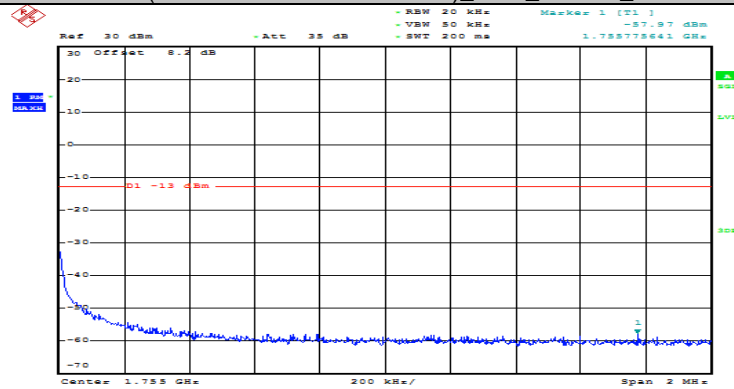
Date: 29 JUN 2016 20:05:00

(Channel Bandwidth:20 MHz)_LCH_16QAM_100RB#0



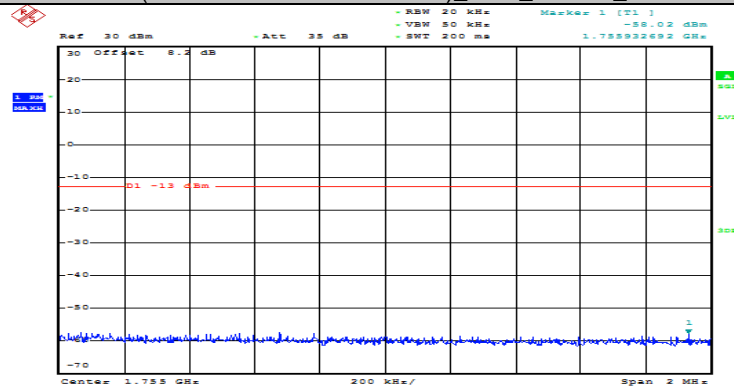
Date: 29 JUN.2016 20:05:18

(Channel Bandwidth:20 MHz)_HCH_16QAM_1RB#0



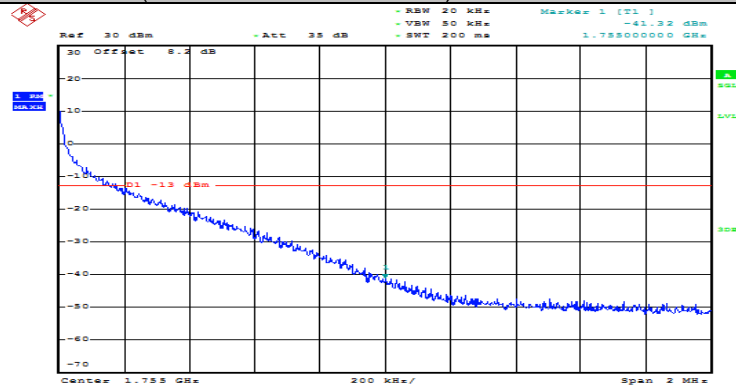
Date: 29 JUN.2016 20:05:48

(Channel Bandwidth:20 MHz)_HCH_16QAM_1RB#49



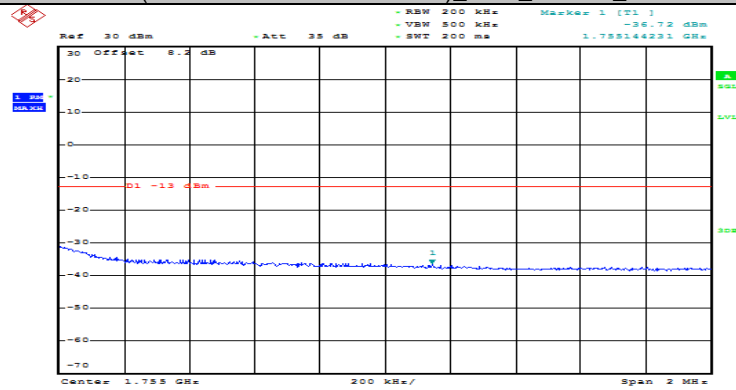
Date: 29 JUN.2016 20:05:54

(Channel Bandwidth:20 MHz)_HCH_16QAM_1RB#99



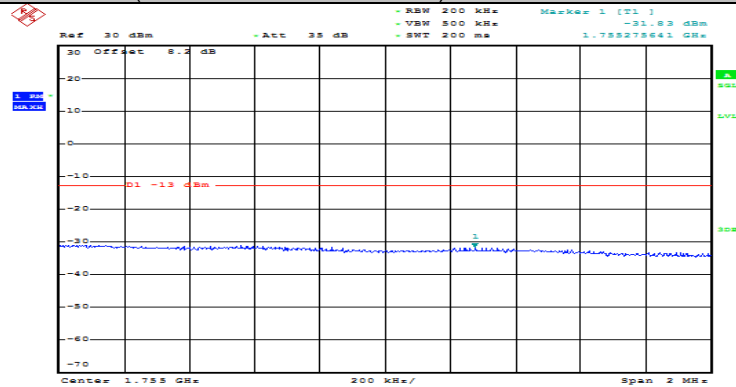
Date: 29 JUN 2016 20:06:00

(Channel Bandwidth:20 MHz)_HCH_16QAM_50RB#0



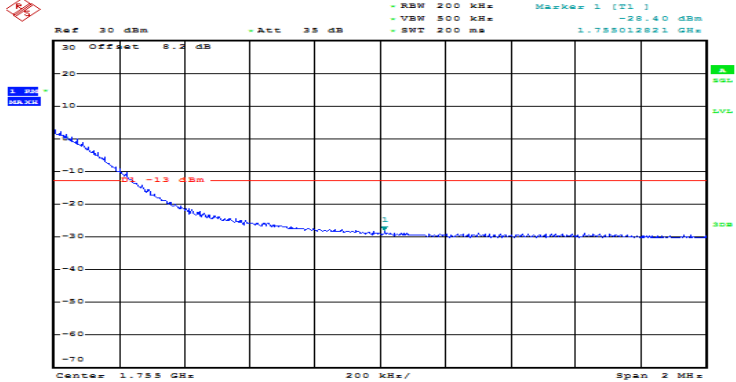
Date: 29 JUN 2016 20:06:30

(Channel Bandwidth:20 MHz)_HCH_16QAM_50RB#25



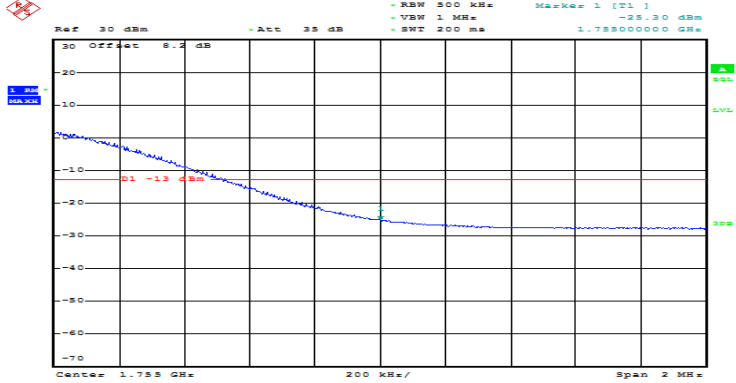
Date: 29 JUN 2016 20:06:35

(Channel Bandwidth:20 MHz)_HCH_16QAM_50RB#50



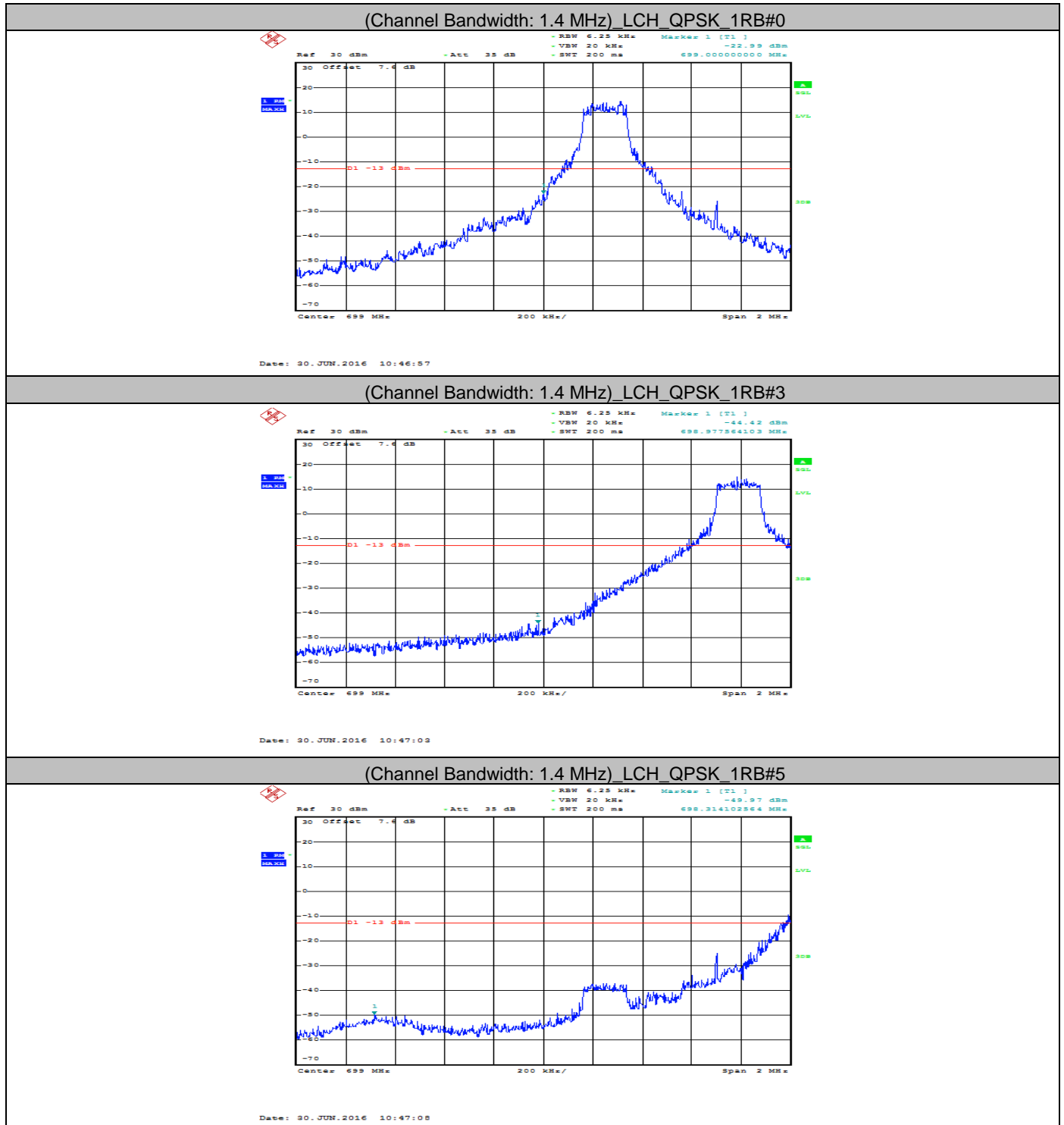
Date: 29 JUN 2016 20:06:41

(Channel Bandwidth:20 MHz)_HCH_16QAM_100RB#0

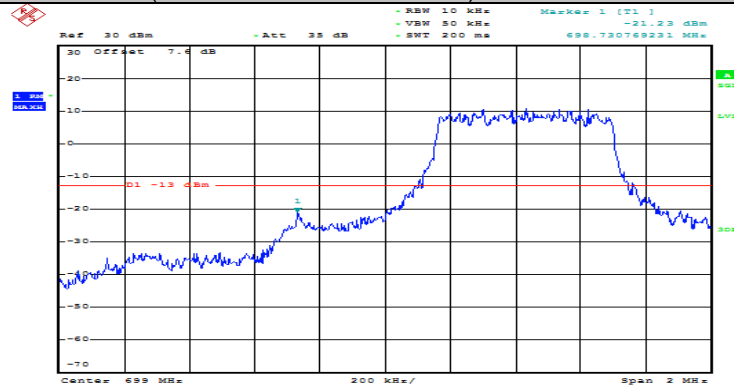


Date: 29 JUN 2016 20:07:00

Band edge measurement
LTE Band 12
Channel Bandwidth: 1.4 MHz

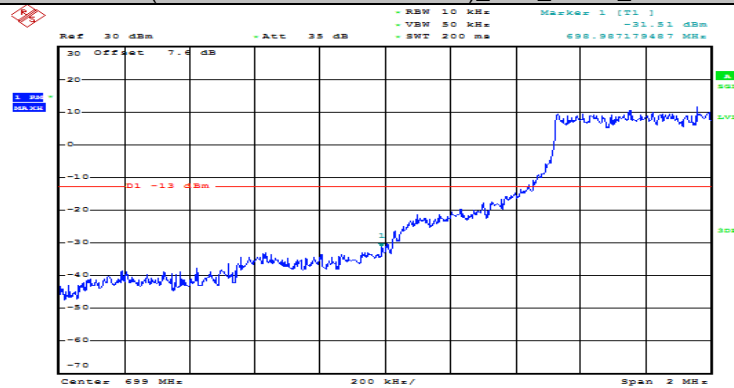


(Channel Bandwidth: 1.4 MHz) LCH_QPSK_3RB#0



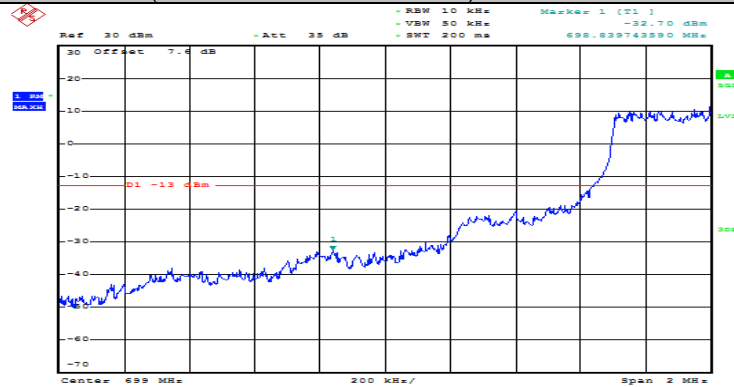
Date: 30 JUN 2016 10:47:38

(Channel Bandwidth: 1.4 MHz) LCH_QPSK_3RB#2



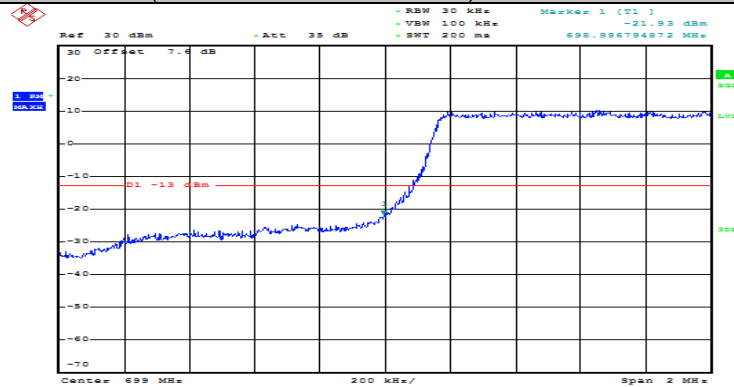
Date: 30 JUN 2016 10:47:43

(Channel Bandwidth: 1.4 MHz) LCH_QPSK_3RB#3



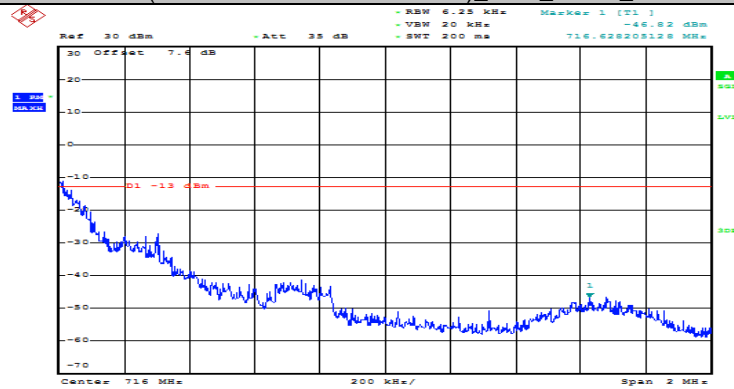
Date: 30 JUN 2016 10:47:49

(Channel Bandwidth: 1.4 MHz) LCH_QPSK_6RB#0



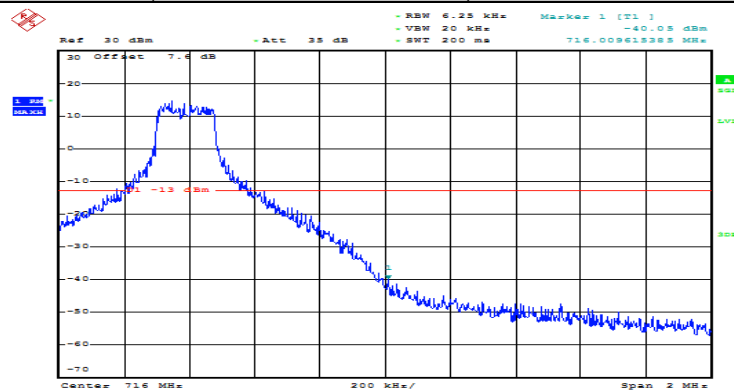
Date: 30 JUN 2016 10:48:19

(Channel Bandwidth: 1.4 MHz) HCH_QPSK_1RB#0



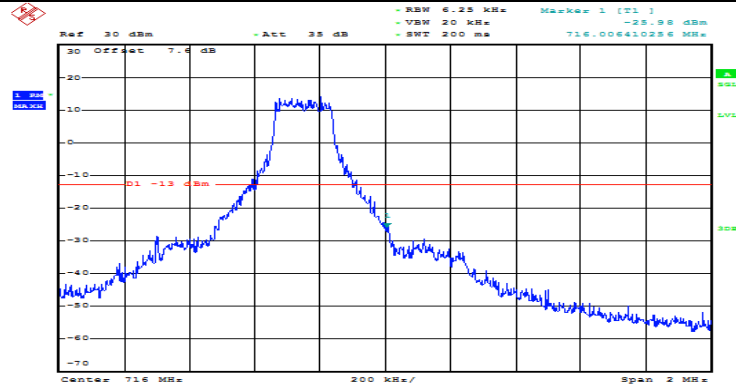
Date: 30 JUN 2016 10:48:37

(Channel Bandwidth: 1.4 MHz) HCH_QPSK_1RB#3



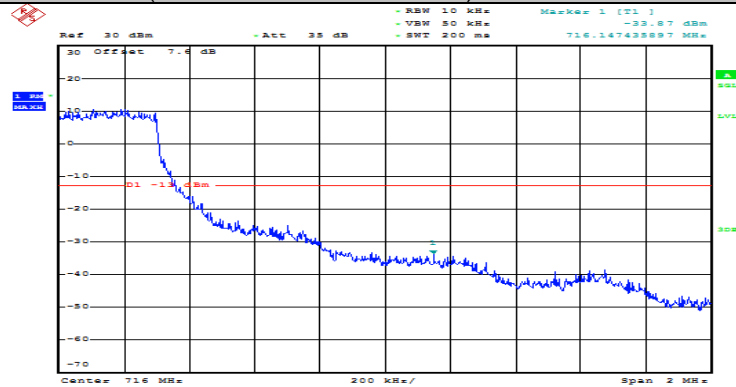
Date: 30 JUN 2016 10:48:42

(Channel Bandwidth: 1.4 MHz)_HCH_QPSK_1RB#5



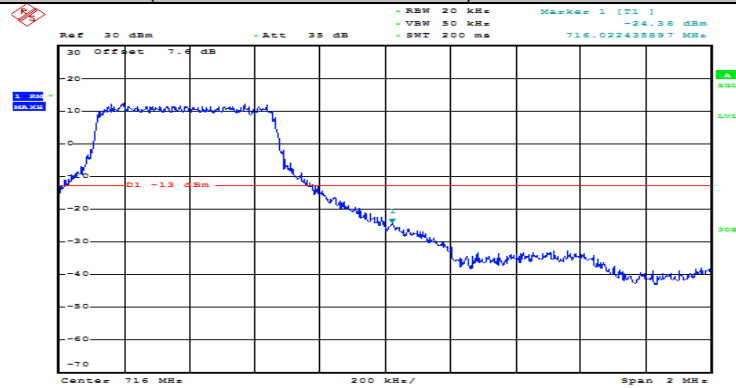
Date: 30 JUN 2016 10:48:48

(Channel Bandwidth: 1.4 MHz)_HCH_QPSK_3RB#0



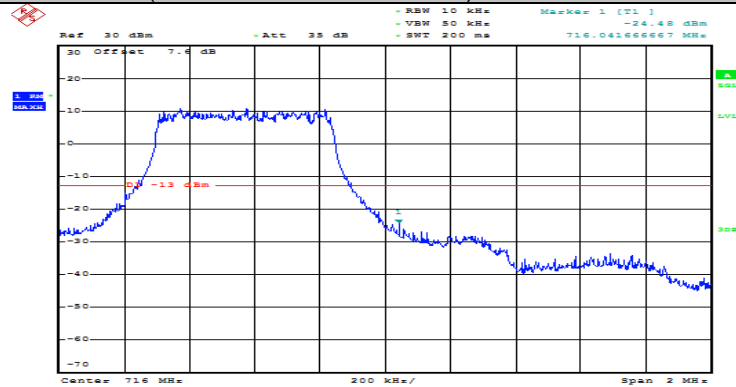
Date: 30 JUN 2016 10:49:18

(Channel Bandwidth: 1.4 MHz)_HCH_QPSK_3RB#2



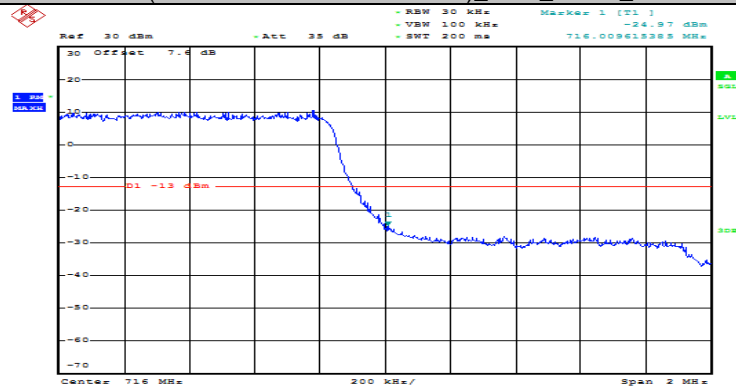
Date: 30 JUN 2016 10:49:23

(Channel Bandwidth: 1.4 MHz) HCH_QPSK_3RB#3



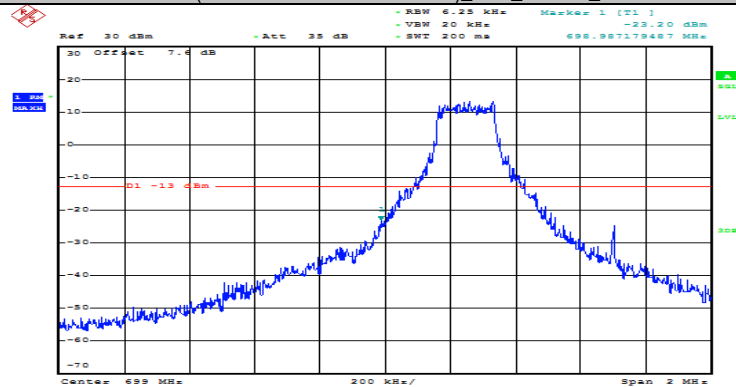
Date: 30 JUN 2016 10:49:29

(Channel Bandwidth: 1.4 MHz) HCH_QPSK_6RB#0



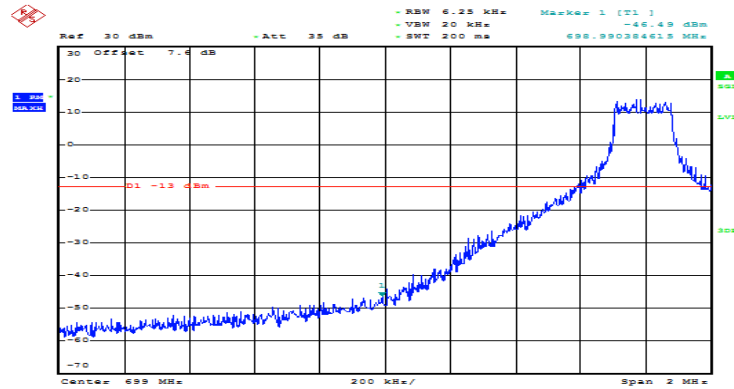
Date: 30 JUN 2016 10:49:59

(Channel Bandwidth: 1.4 MHz) LCH_16QAM_1RB#0



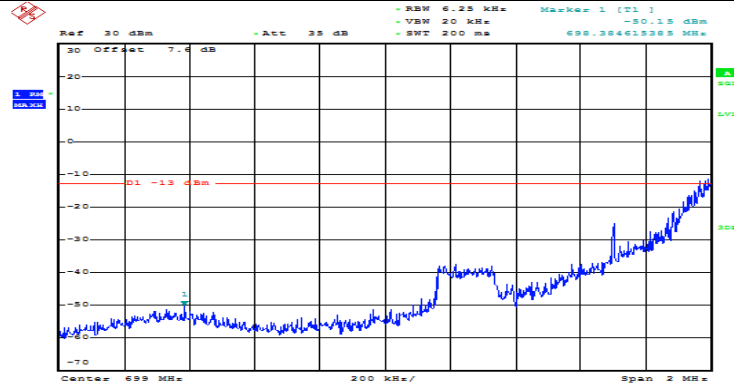
Date: 30 JUN 2016 10:47:18

(Channel Bandwidth: 1.4 MHz) LCH_16QAM_1RB#3



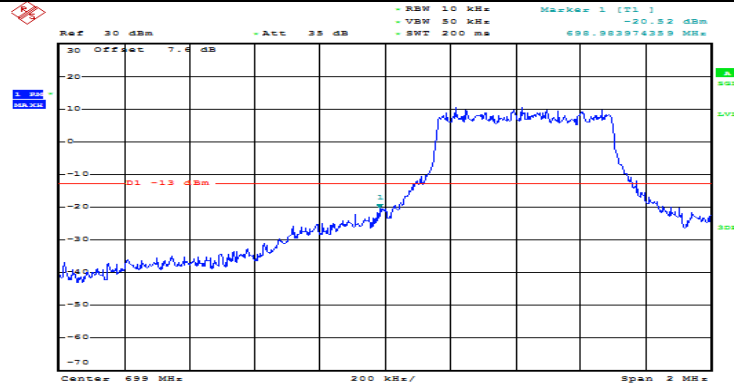
Date: 20 JUN 2016 10:47:22

(Channel Bandwidth: 1.4 MHz) LCH_16QAM_1RB#5



Date: 20 JUN 2016 10:47:29

(Channel Bandwidth: 1.4 MHz) LCH_16QAM_3RB#0



Date: 20 JUN 2016 10:47:58

Ref 30 dBm Att 33 dB RBW 20 kHz VBW 50 kHz SMT 200 ms Marker 1 (T1) -29.59 dBm 698.993559744 MHz

20 Off

10

0

-10

-20

-30

-40

-50

-60

-70

01 -13 dBm

Center 698 MHz Span 2 MHz

Date: 30 JUN 2016 10:48:04

Date: 30. JUN. 2016 10:48:09

Ref 30 dBm Att 35 dB RBW 30 KHz VBW 100 KHz SMT 200 ms Marker 1 (T1) -20.91 dBm 699.996794812 MHz

30 Off Att 7.6 dB

20

10

0

-10

-20

-30

-40

-50

-60

-70

01 -13 dBm

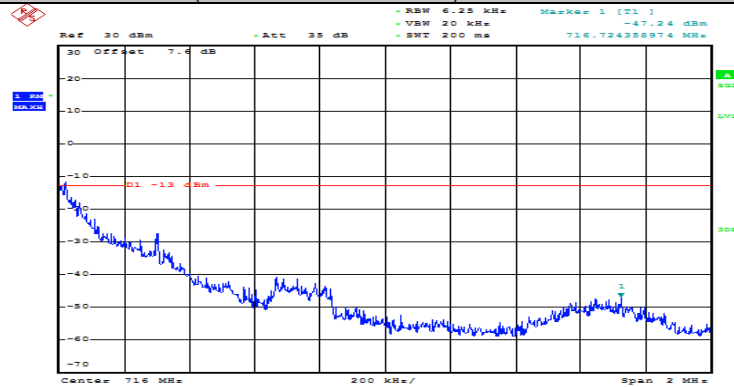
Center 699 MHz 200 KHz/ Span 2 MHz

1 MHz MAX

dBm

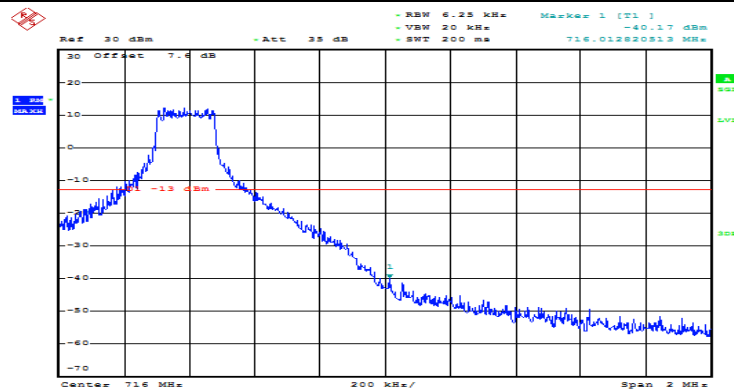
Date: 30.JUN.2016 10:48:28

(Channel Bandwidth: 1.4 MHz)_HCH_16QAM_1RB#0



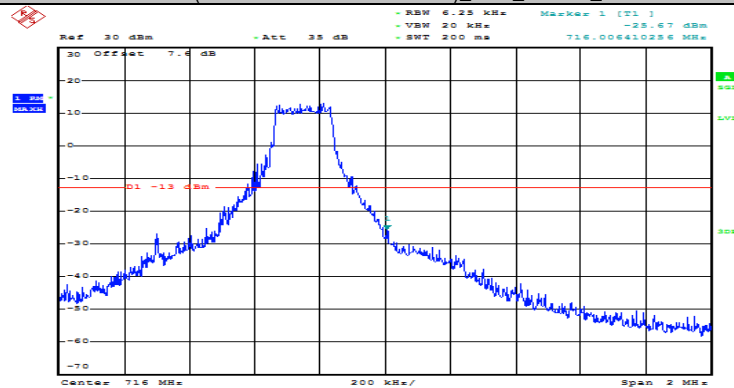
Date: 30 JUN 2016 10:48:57

(Channel Bandwidth: 1.4 MHz)_HCH_16QAM_1RB#3

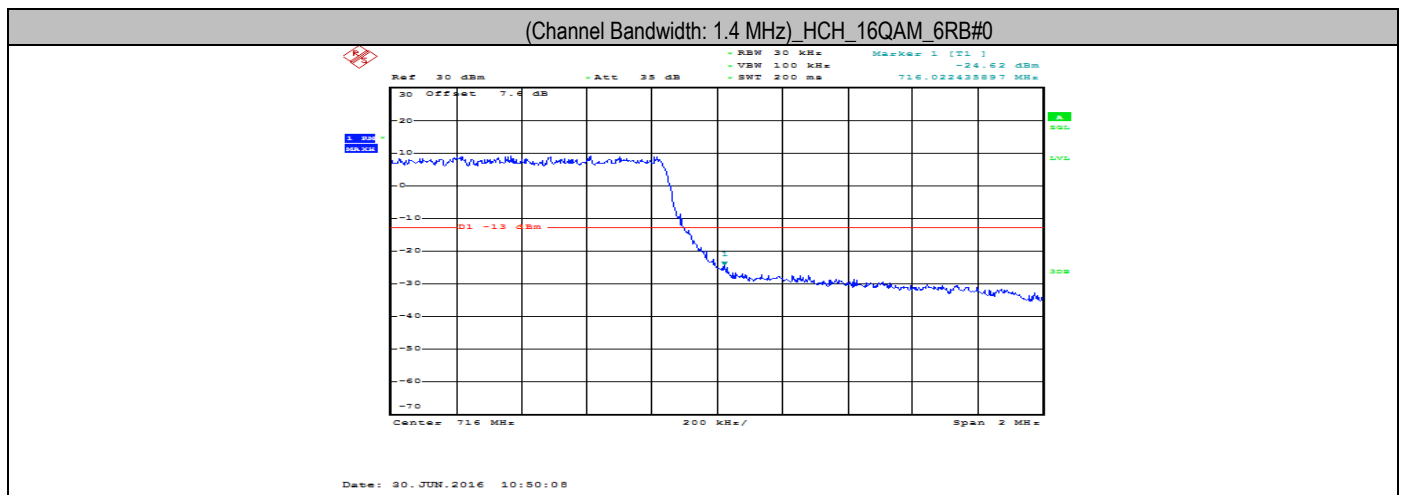


Date: 30 JUN 2016 10:49:02

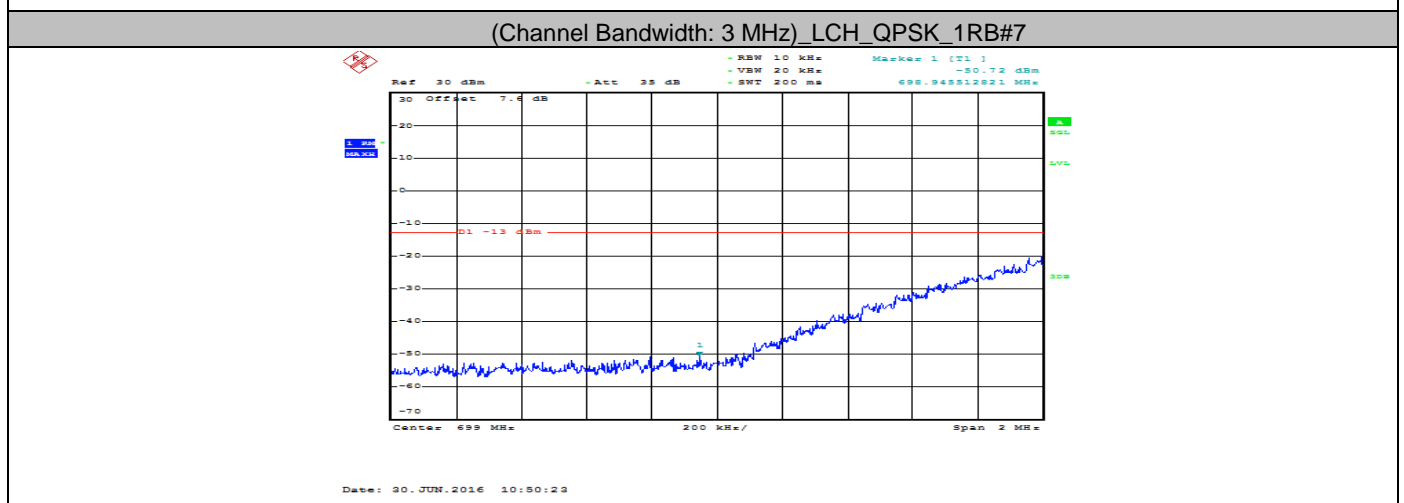
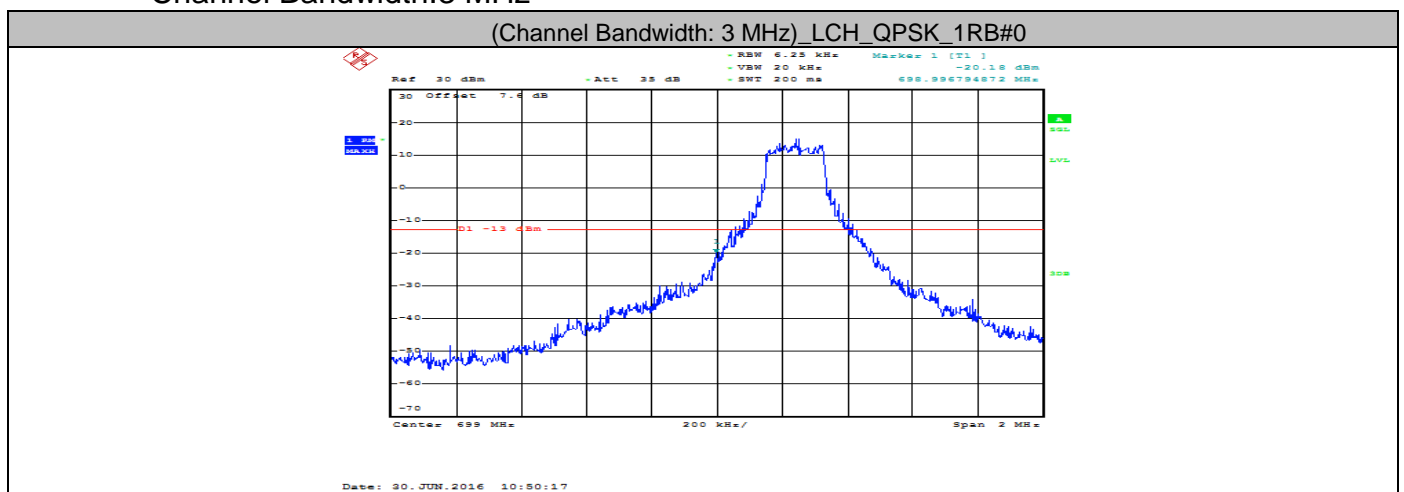
(Channel Bandwidth: 1.4 MHz)_HCH_16QAM_1RB#5



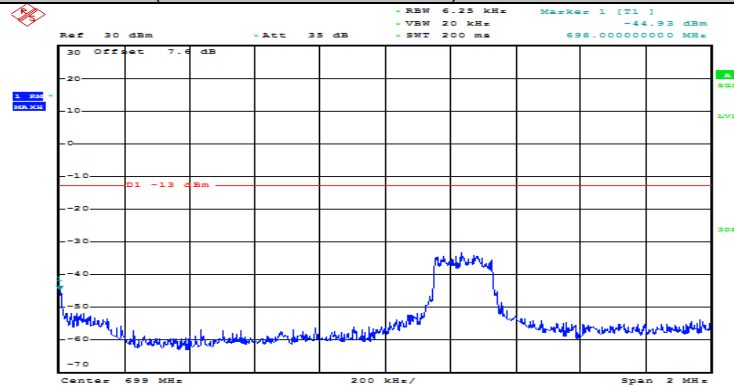
Date: 30 JUN 2016 10:49:09



Band edge measurement
LTE Band 12
Channel Bandwidth: 3 MHz

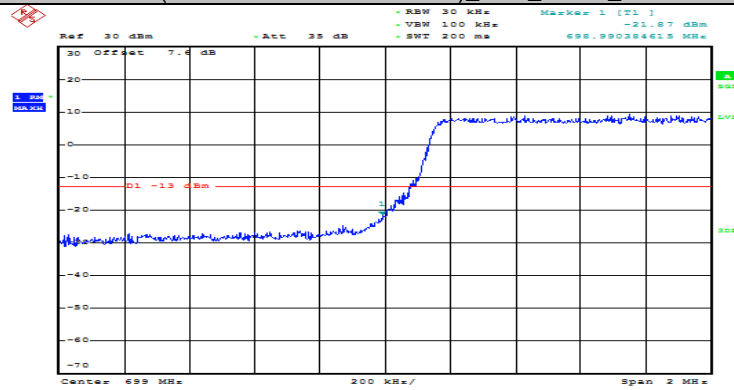


(Channel Bandwidth: 3 MHz) LCH_QPSK_1RB#14



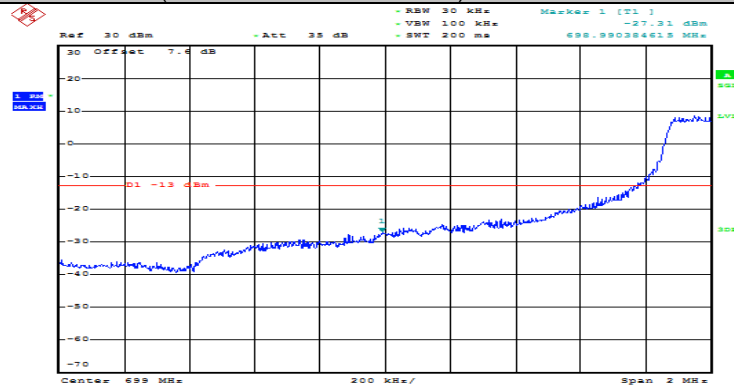
Date: 30 JUN 2016 10:50:28

(Channel Bandwidth: 3 MHz) LCH_QPSK_8RB#0



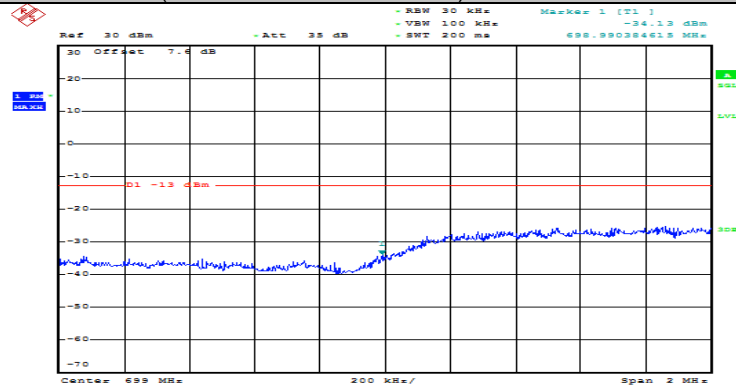
Date: 30 JUN 2016 10:50:58

(Channel Bandwidth: 3 MHz) LCH_QPSK_8RB#4



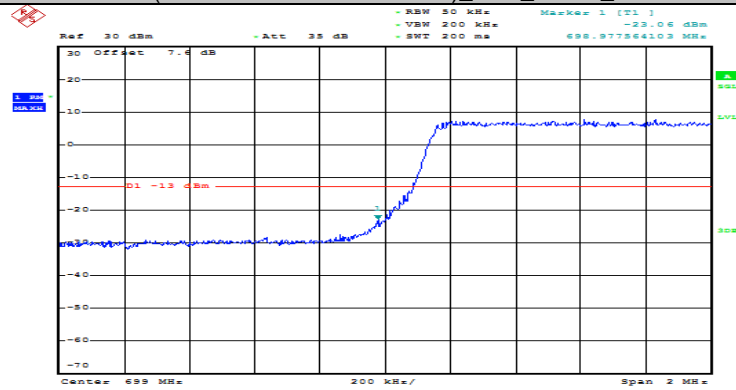
Date: 30 JUN 2016 10:51:02

(Channel Bandwidth: 3 MHz) _LCH_QPSK_8RB#7



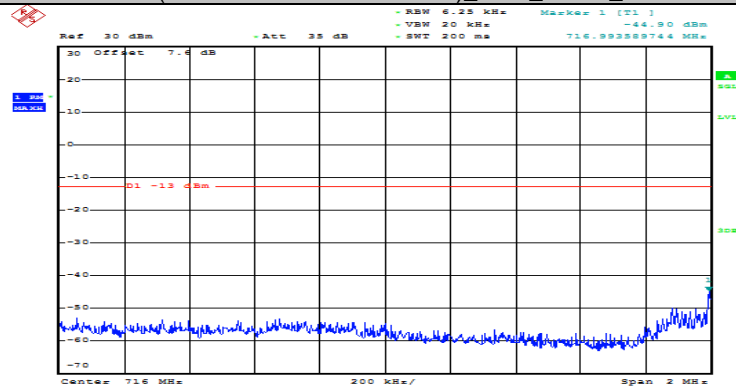
Date: 30 JUN 2016 10:51:09

(Channel Bandwidth: 3 MHz) _LCH_QPSK_15RB#0



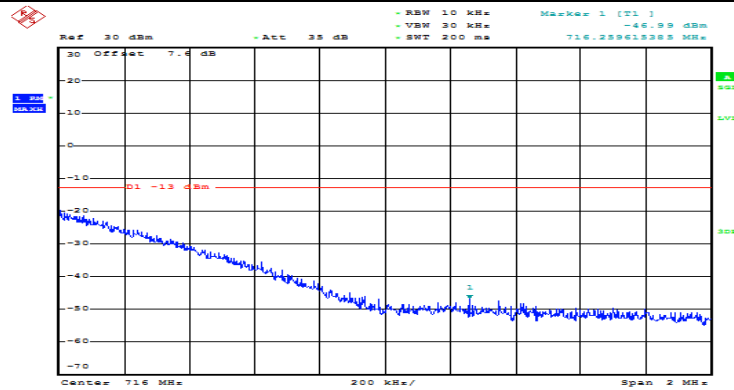
Date: 30 JUN 2016 10:51:38

(Channel Bandwidth: 3 MHz) _HCH_QPSK_1RB#0



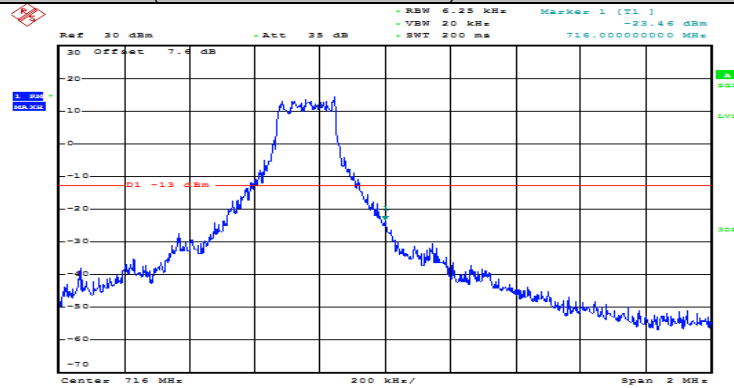
Date: 30 JUN 2016 10:51:57

(Channel Bandwidth: 3 MHz) _HCH_QPSK_1RB#7



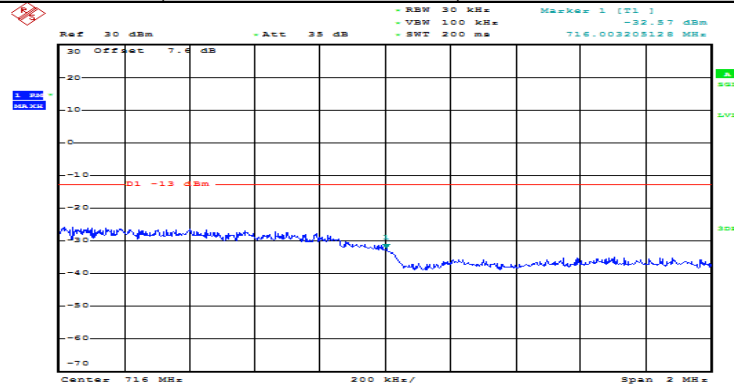
Date: 30 JUN 2016 10:52:02

(Channel Bandwidth: 3 MHz) _HCH_QPSK_1RB#14



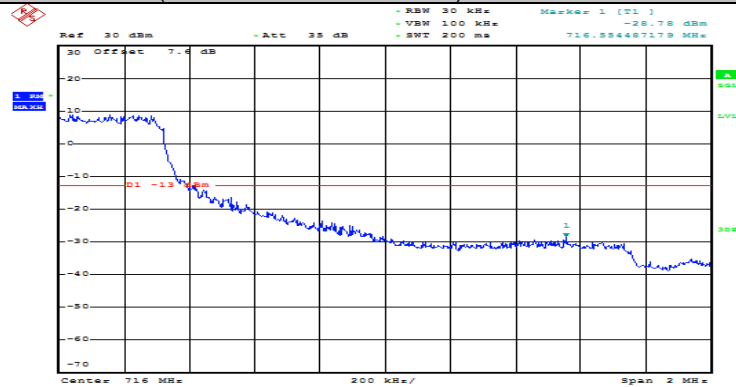
Date: 30 JUN 2016 10:52:08

(Channel Bandwidth: 3 MHz) _HCH_QPSK_8RB#0



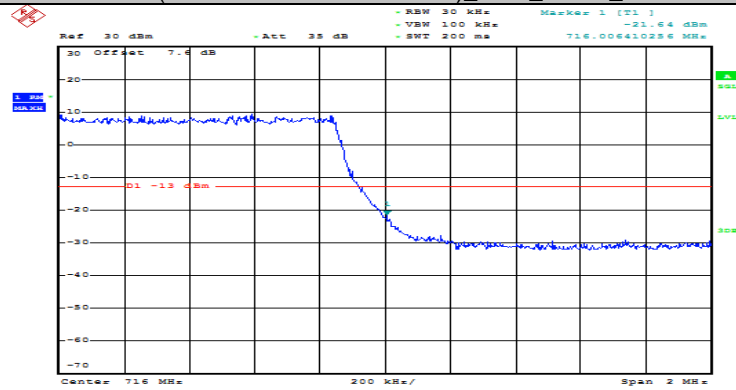
Date: 30 JUN 2016 10:52:38

(Channel Bandwidth: 3 MHz) _HCH_QPSK_8RB#4



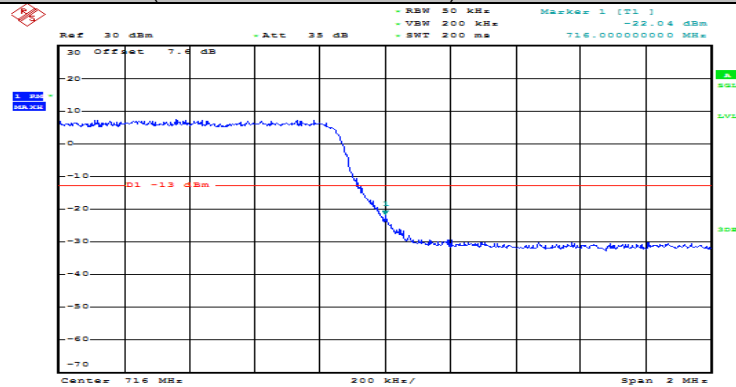
Date: 30 JUN 2016 10:52:42

(Channel Bandwidth: 3 MHz) _HCH_QPSK_8RB#7



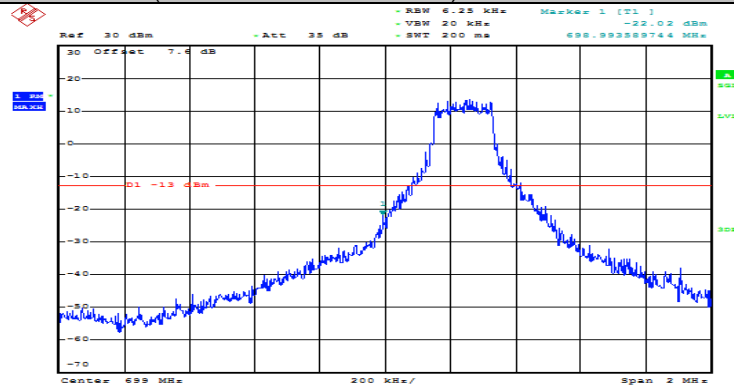
Date: 30 JUN 2016 10:52:49

(Channel Bandwidth: 3 MHz) _HCH_QPSK_15RB#0



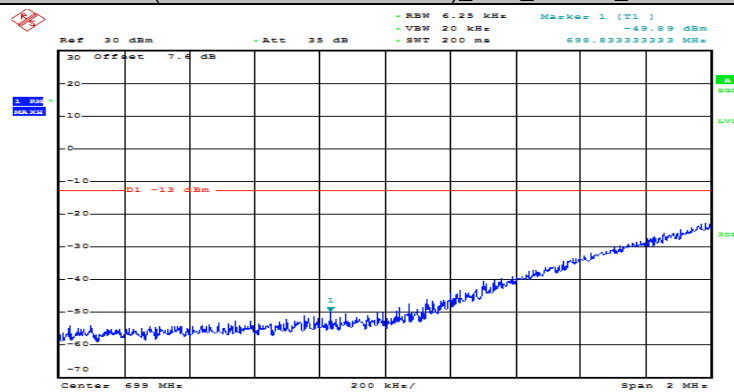
Date: 30 JUN 2016 10:52:18

(Channel Bandwidth: 3 MHz) LCH_16QAM_1RB#0



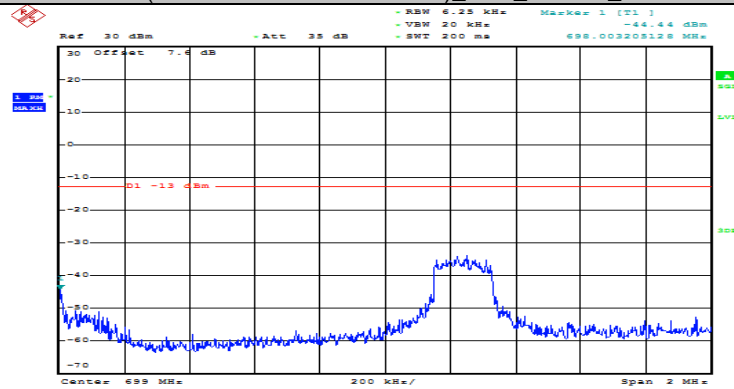
Date: 30 JUN 2016 10:50:37

(Channel Bandwidth: 3 MHz) LCH_16QAM_1RB#7



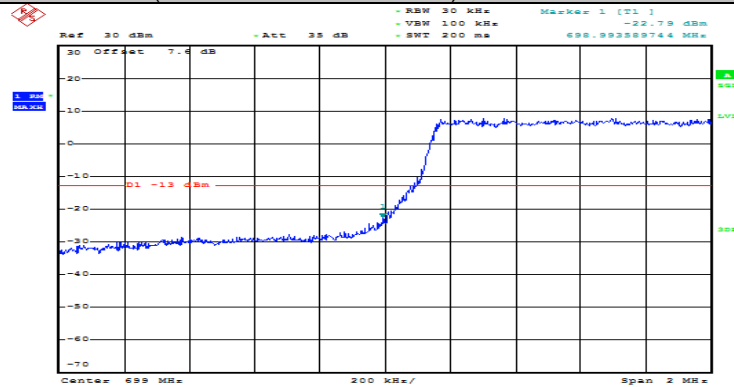
Date: 30 JUN 2016 10:50:42

(Channel Bandwidth: 3 MHz) LCH_16QAM_1RB#14



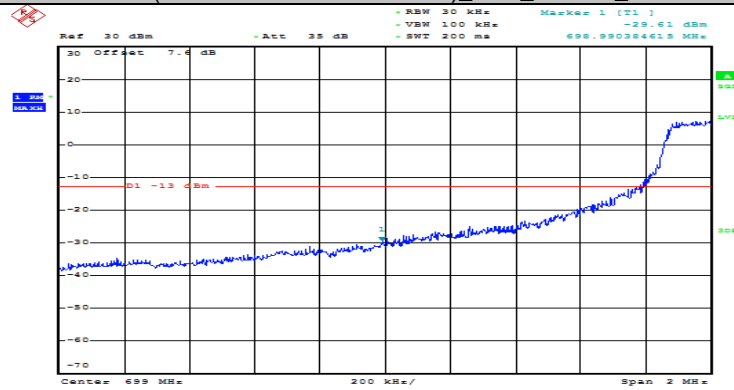
Date: 30 JUN 2016 10:50:49

(Channel Bandwidth: 3 MHz) LCH_16QAM_8RB#0



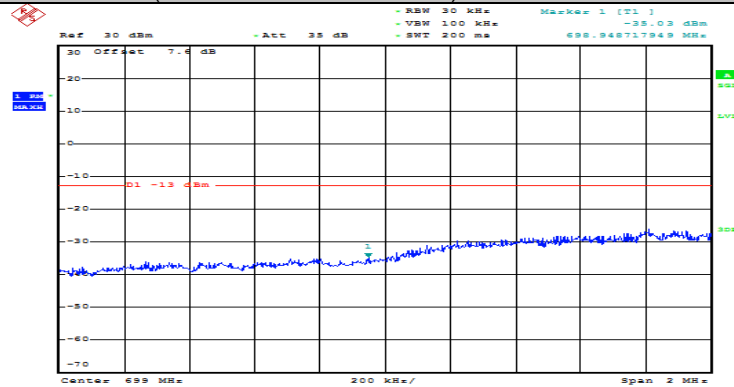
Date: 30 JUN 2016 10:51:18

(Channel Bandwidth: 3 MHz) LCH_16QAM_8RB#4



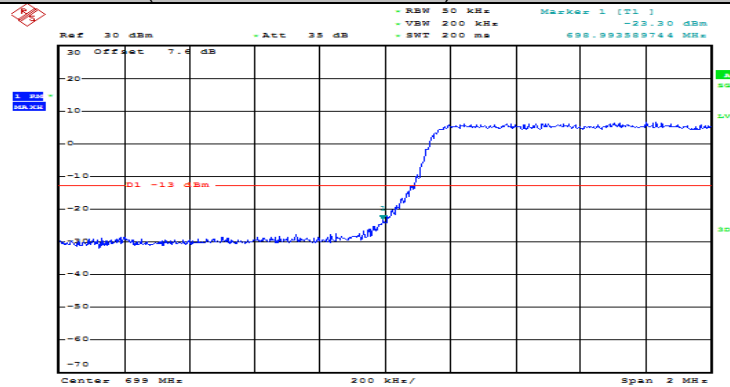
Date: 30 JUN 2016 10:51:24

(Channel Bandwidth: 3 MHz) LCH_16QAM_8RB#7



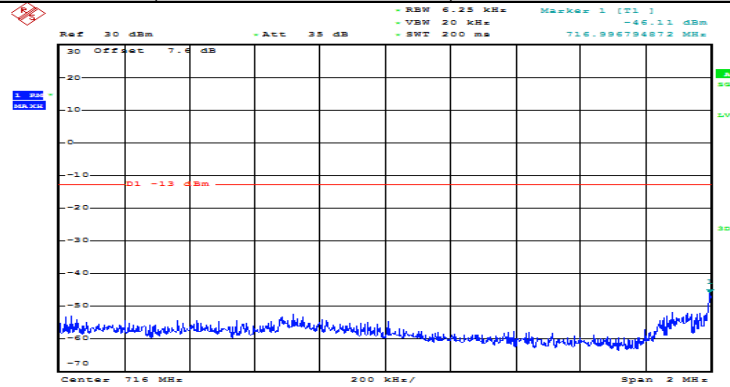
Date: 30 JUN 2016 10:51:29

(Channel Bandwidth: 3 MHz)_LCH_16QAM_15RB#0



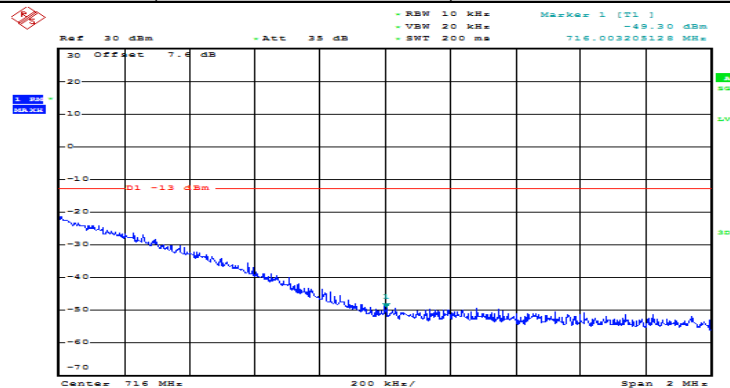
Date: 30 JUN 2016 10:51:48

(Channel Bandwidth: 3 MHz)_HCH_16QAM_1RB#0



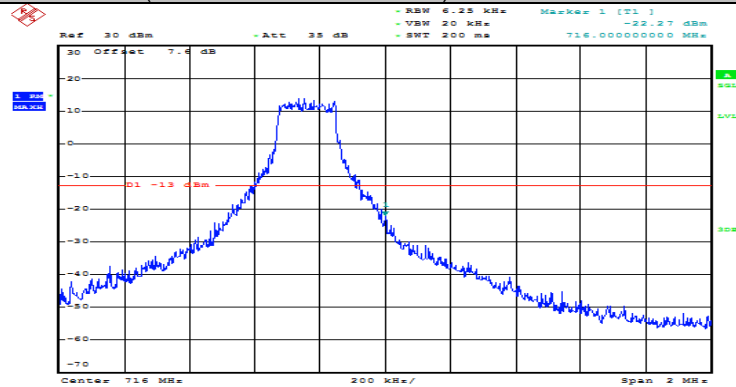
Date: 30 JUN 2016 10:52:17

(Channel Bandwidth: 3 MHz)_HCH_16QAM_1RB#7



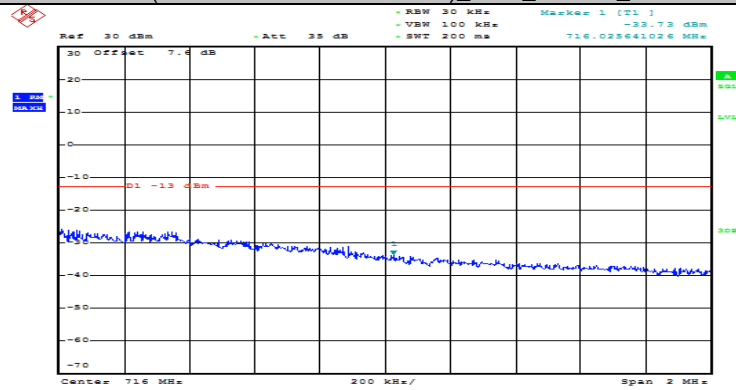
Date: 30 JUN 2016 10:52:23

(Channel Bandwidth: 3 MHz)_HCH_16QAM_1RB#14



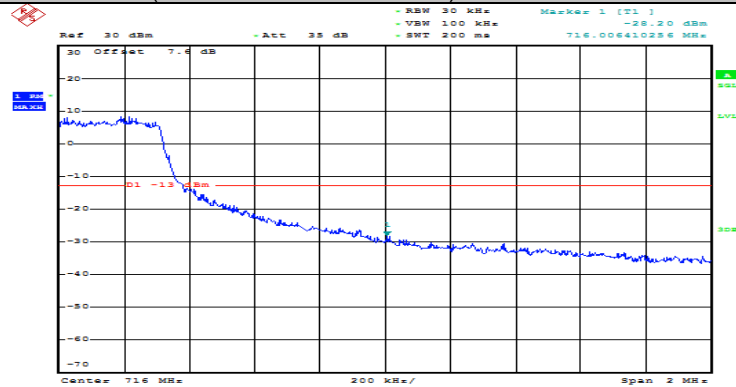
Date: 30 JUN 2016 10:52:28

(Channel Bandwidth: 3 MHz)_HCH_16QAM_8RB#0



Date: 30 JUN 2016 10:52:58

(Channel Bandwidth: 3 MHz)_HCH_16QAM_8RB#4



Date: 30 JUN 2016 10:53:02

Ref 30 dBm - Att 38 dB

30 Off

7.6 dB

20

10

0

-10

-20

-30

-40

-50

-60

-70

01 -13 dBm

Center 716 MHz

200 kHz/

Span 2 MHz

1 MHz

Marker 1 [T1]

RBW 30 kHz

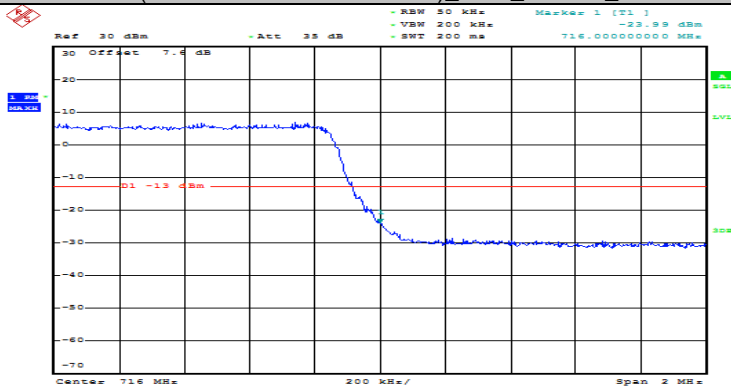
VBW 100 kHz

SST 200 ms

-22.93 dBm

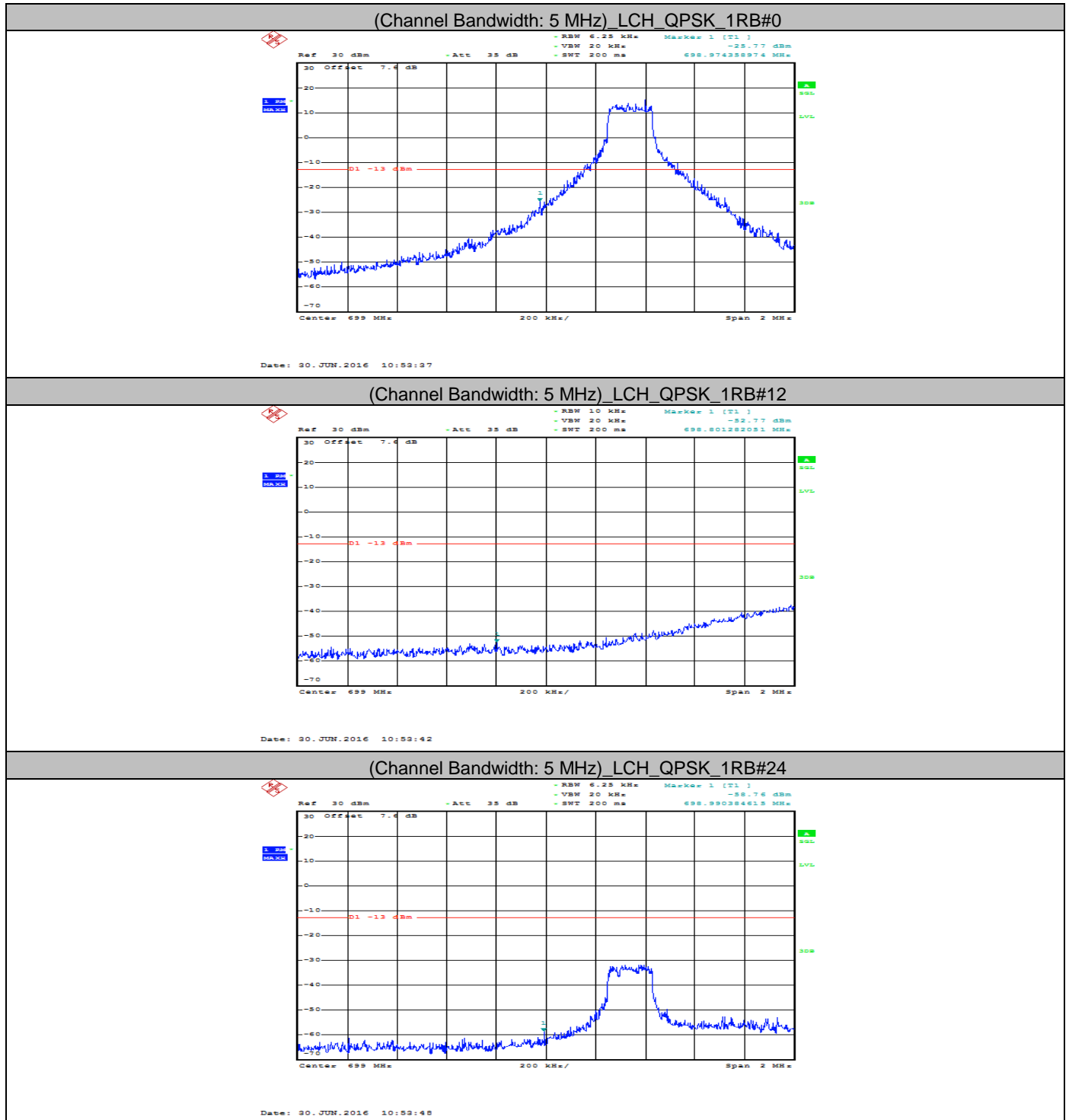
716.00000000 MHz

(Channel Bandwidth: 3 MHz)_HCH_16QAM_15RB#0

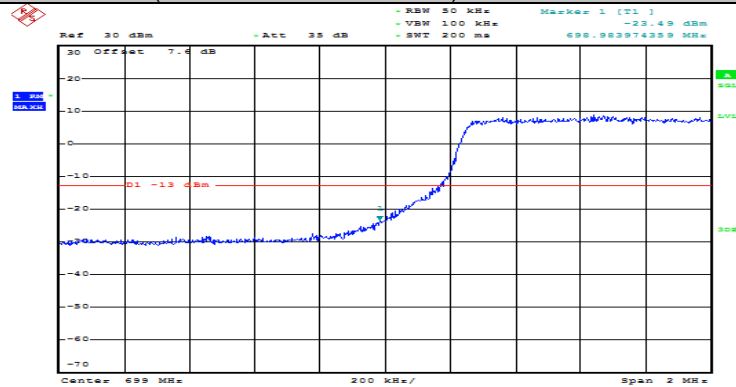


Page 380 of 465

Band edge measurement
LTE Band 12
Channel Bandwidth: 5 MHz

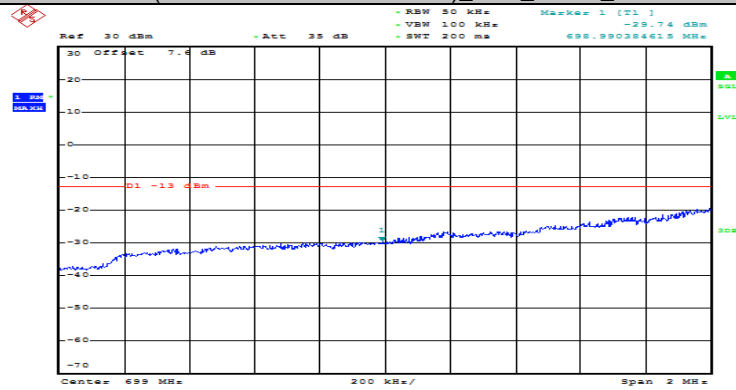


(Channel Bandwidth: 5 MHz) LCH_QPSK_12RB#0



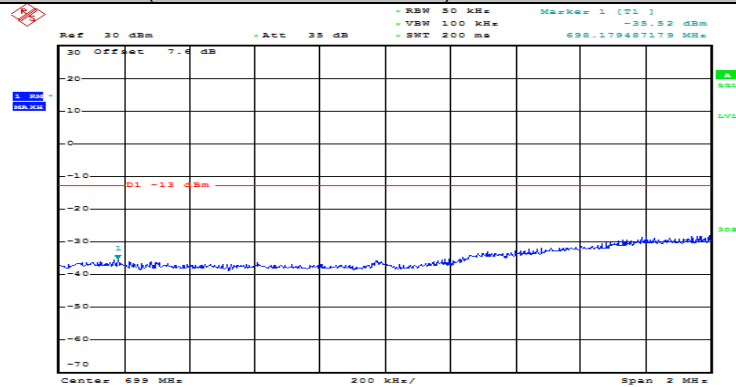
Date: 30 JUN 2016 10:54:17

(Channel Bandwidth: 5 MHz) LCH_QPSK_12RB#6



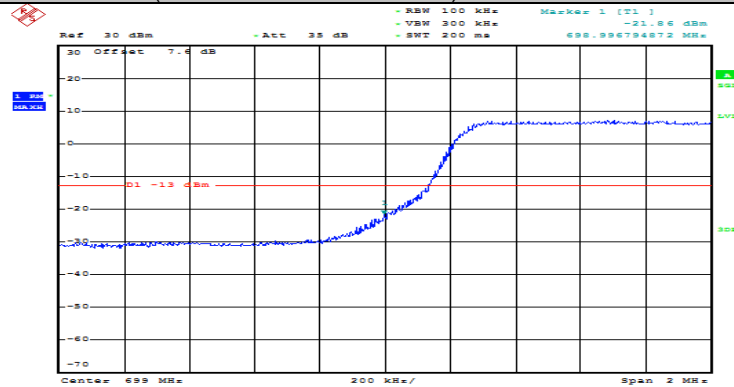
Date: 30 JUN 2016 10:54:23

(Channel Bandwidth: 5 MHz) LCH_QPSK_12RB#13



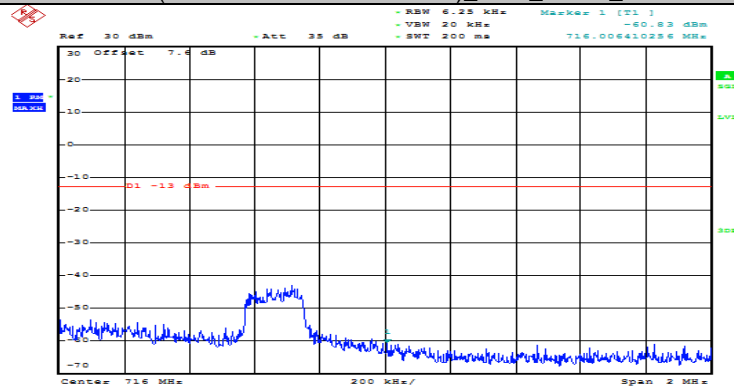
Date: 30 JUN 2016 10:54:28

(Channel Bandwidth: 5 MHz) LCH_QPSK_25RB#0



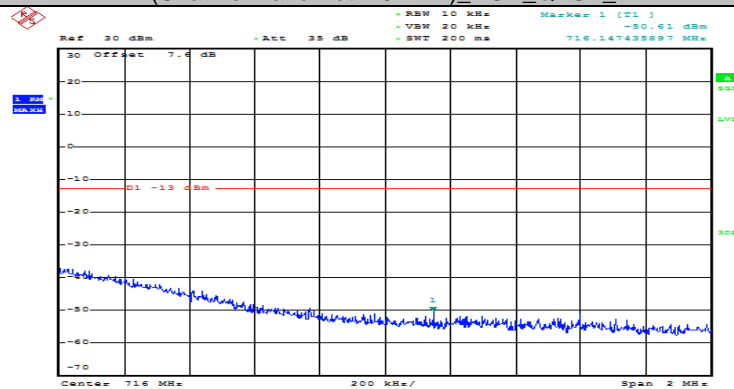
Date: 30 JUN 2016 10:54:58

(Channel Bandwidth: 5 MHz) HCH_QPSK_1RB#0



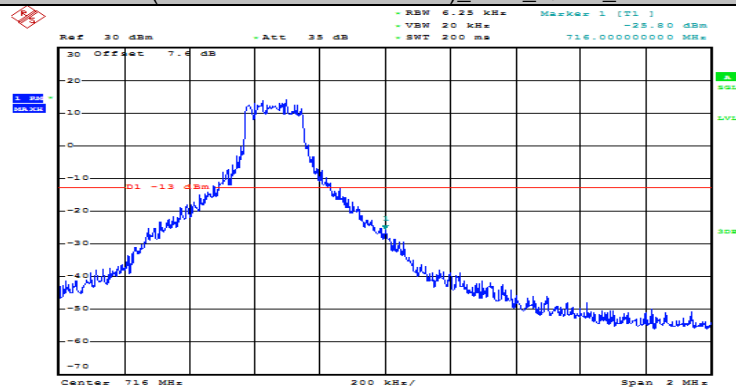
Date: 30 JUN 2016 10:55:16

(Channel Bandwidth: 5 MHz) HCH_QPSK_1RB#12



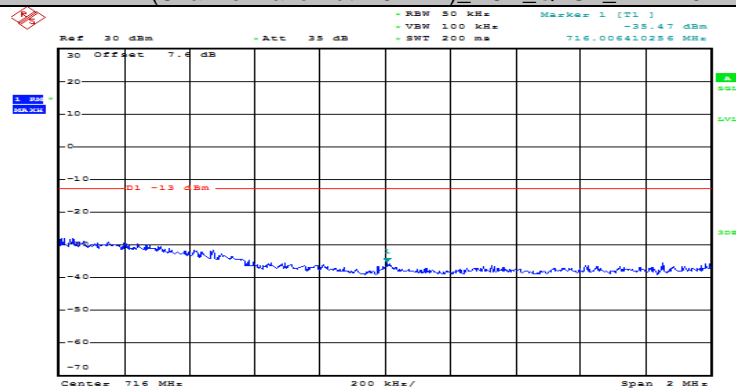
Date: 30 JUN 2016 10:55:22

(Channel Bandwidth: 5 MHz) HCH_QPSK_1RB#24



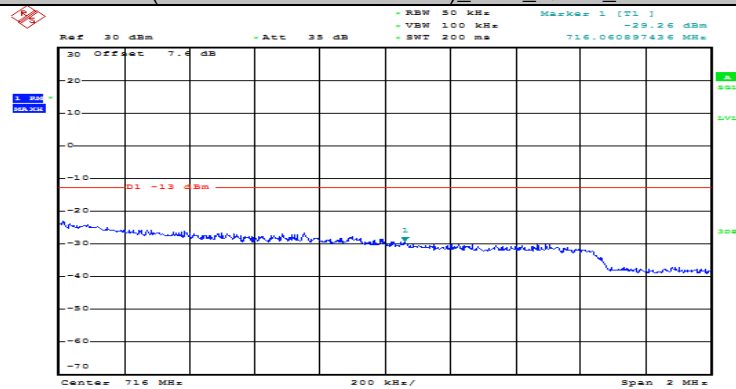
Date: 30 JUN 2016 10:55:27

(Channel Bandwidth: 5 MHz) HCH_QPSK_12RB#0



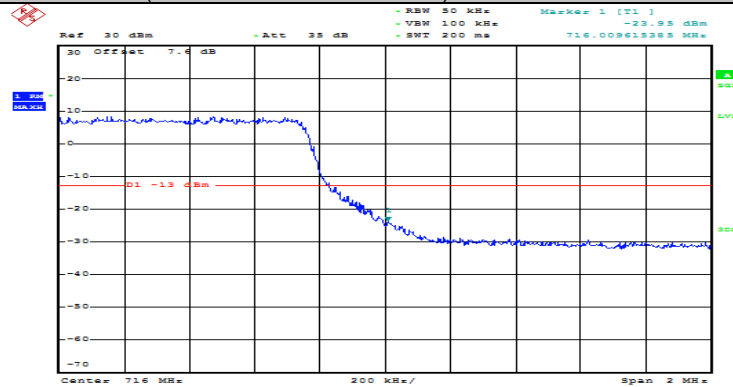
Date: 30 JUN 2016 10:55:57

(Channel Bandwidth: 5 MHz) HCH_QPSK_12RB#6



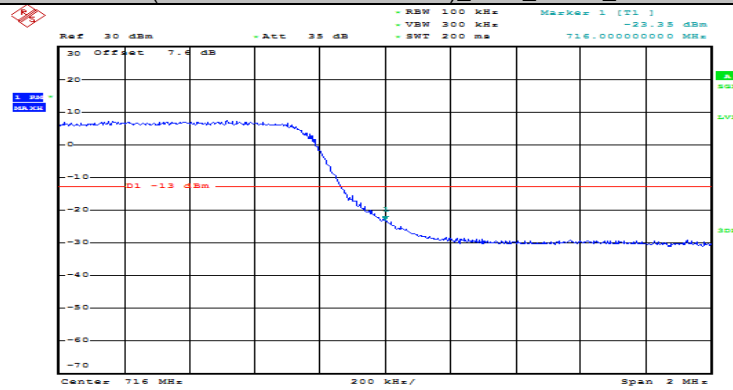
Date: 30 JUN 2016 10:56:02

(Channel Bandwidth: 5 MHz) _HCH_QPSK_12RB#13



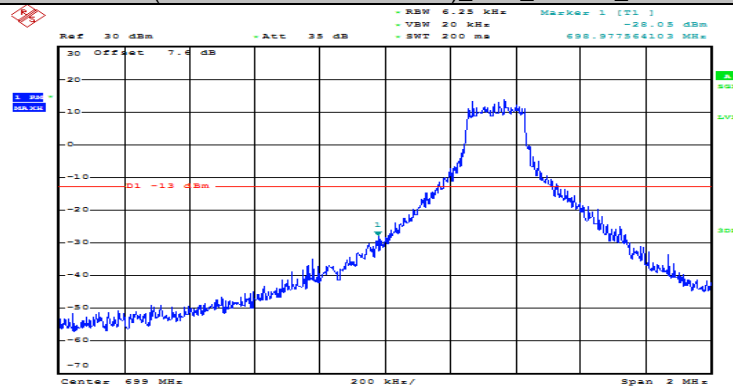
Date: 30 JUN 2016 10:56:08

(Channel Bandwidth: 5 MHz) _HCH_QPSK_25RB#0



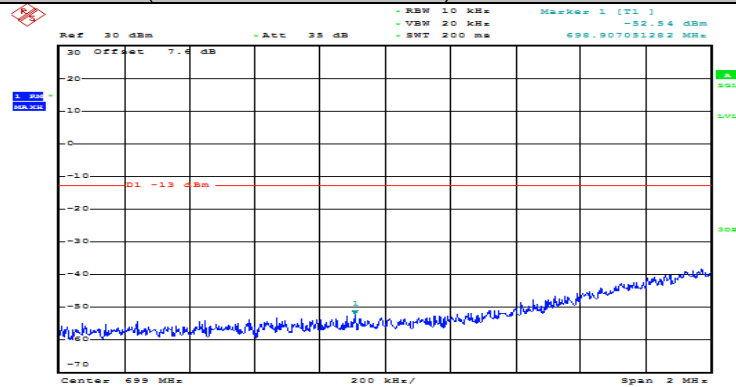
Date: 30 JUN 2016 10:56:38

(Channel Bandwidth: 5 MHz) _LCH_16QAM_1RB#0



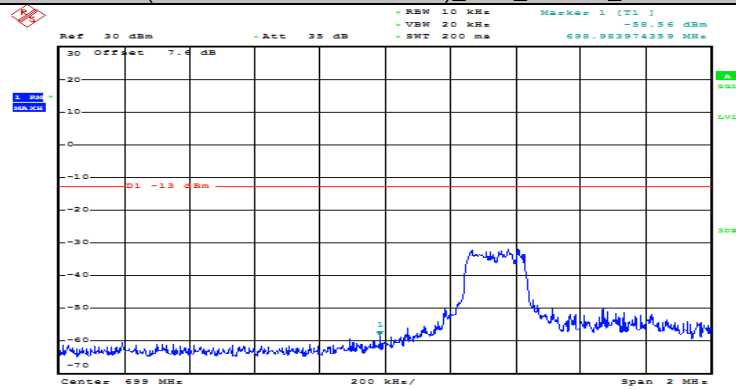
Date: 30 JUN 2016 10:53:57

(Channel Bandwidth: 5 MHz)_LCH_16QAM_1RB#12



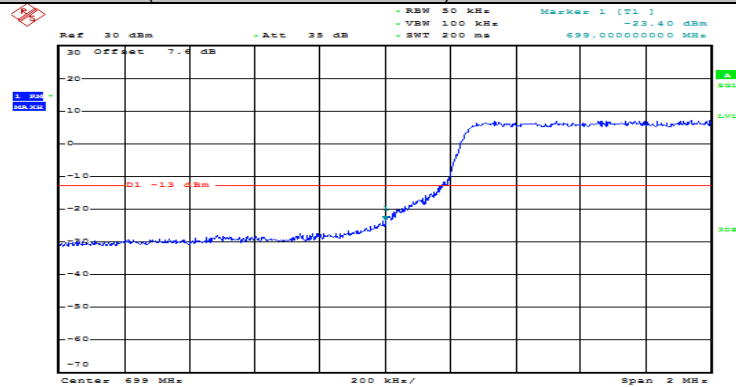
Date: 30 JUN 2016 10:54:03

(Channel Bandwidth: 5 MHz)_LCH_16QAM_1RB#24



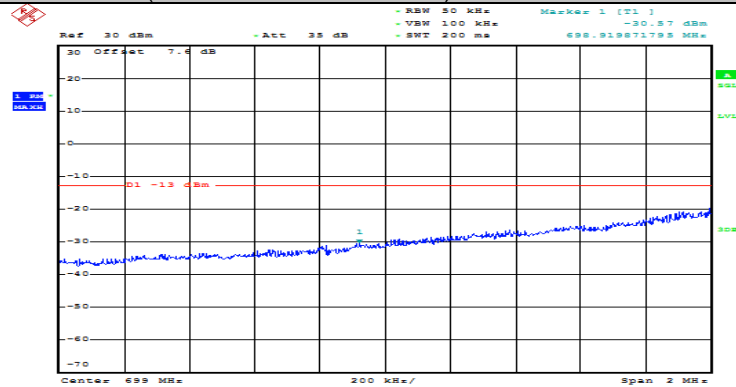
Date: 30 JUN 2016 10:54:08

(Channel Bandwidth: 5 MHz)_LCH_16QAM_12RB#0



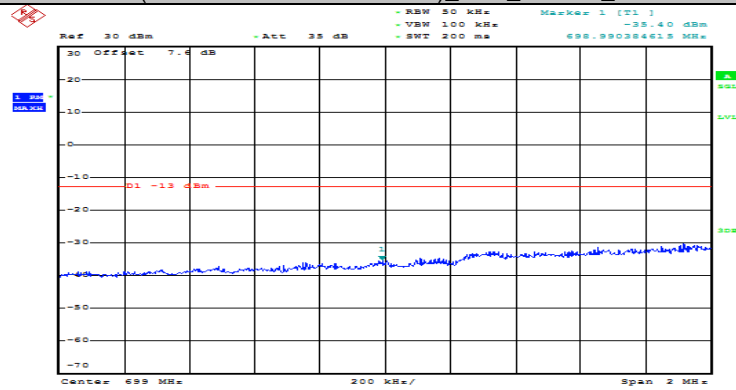
Date: 30 JUN 2016 10:54:28

(Channel Bandwidth: 5 MHz)_LCH_16QAM_12RB#6



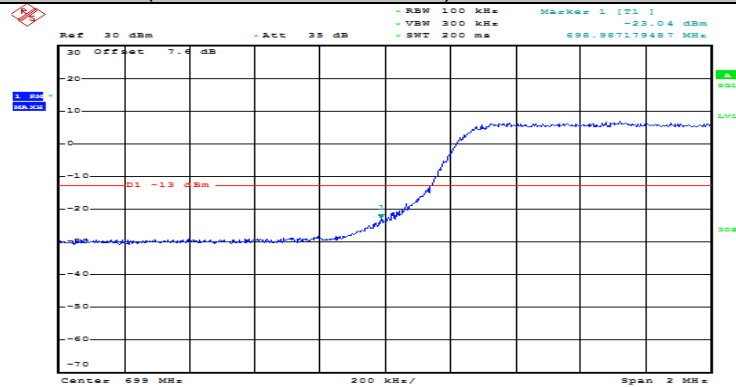
Date: 30 JUN 2016 10:54:42

(Channel Bandwidth: 5 MHz)_LCH_16QAM_12RB#13



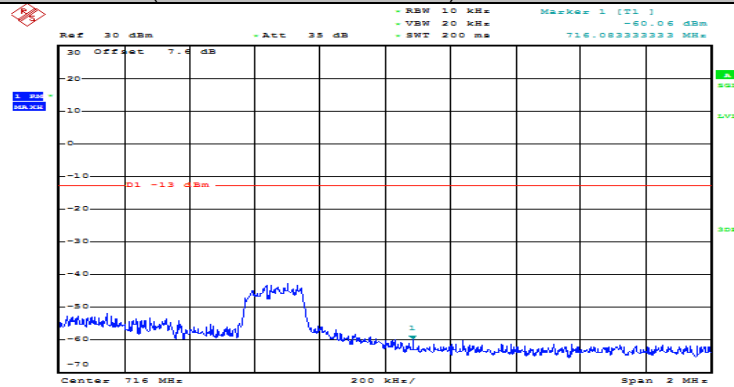
Date: 30 JUN 2016 10:54:49

(Channel Bandwidth: 5 MHz)_LCH_16QAM_25RB#0



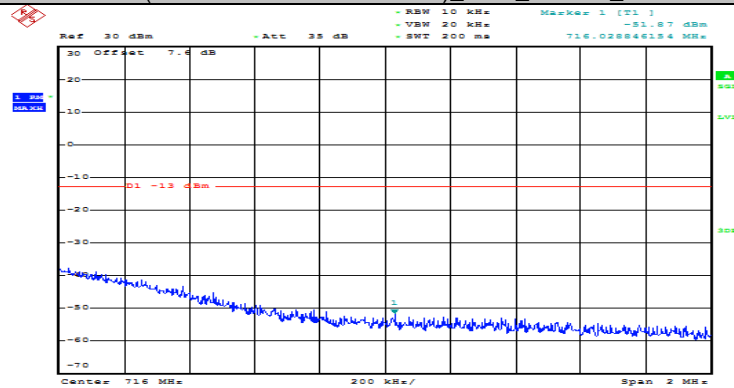
Date: 30 JUN 2016 10:55:07

(Channel Bandwidth: 5 MHz)_HCH_16QAM_1RB#0



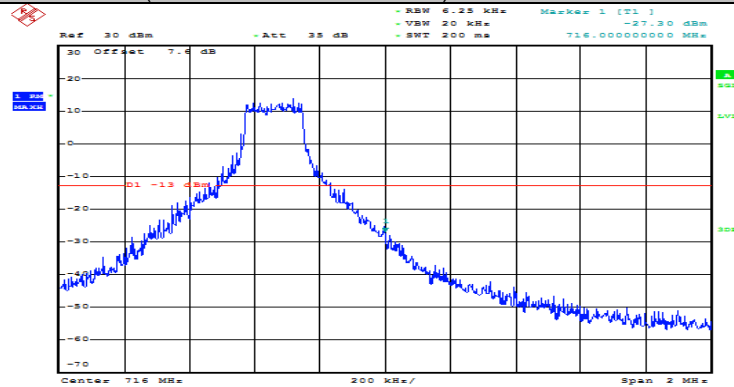
Date: 30 JUN 2016 10:55:37

(Channel Bandwidth: 5 MHz)_HCH_16QAM_1RB#12



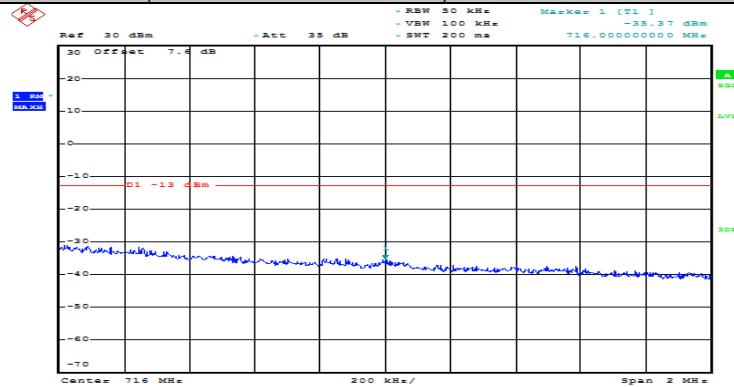
Date: 30 JUN 2016 10:55:42

(Channel Bandwidth: 5 MHz)_HCH_16QAM_1RB#24



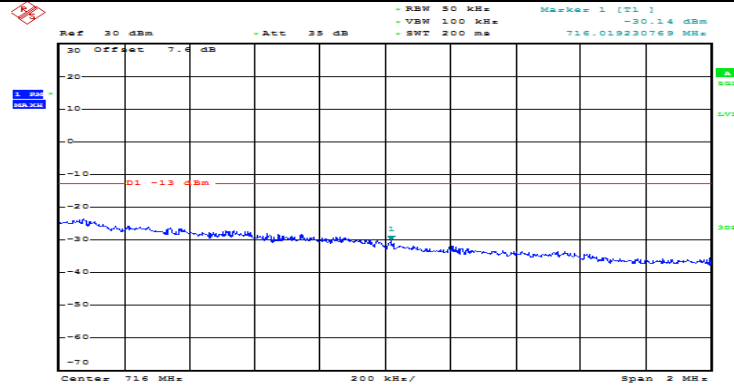
Date: 30 JUN 2016 10:55:48

(Channel Bandwidth: 5 MHz) _HCH_16QAM_12RB#0



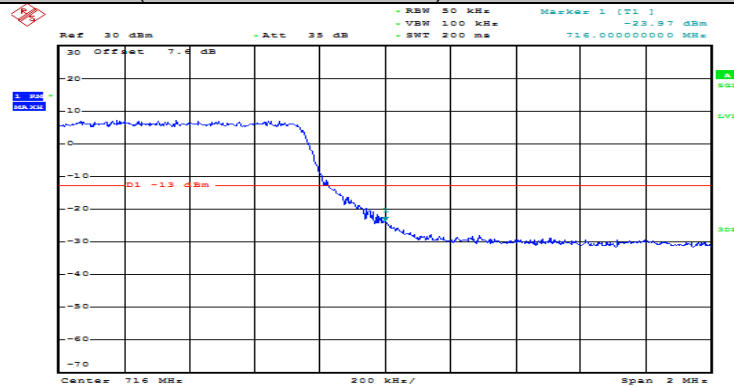
Date: 30 JUN 2016 10:56:17

(Channel Bandwidth: 5 MHz) _HCH_16QAM_12RB#6



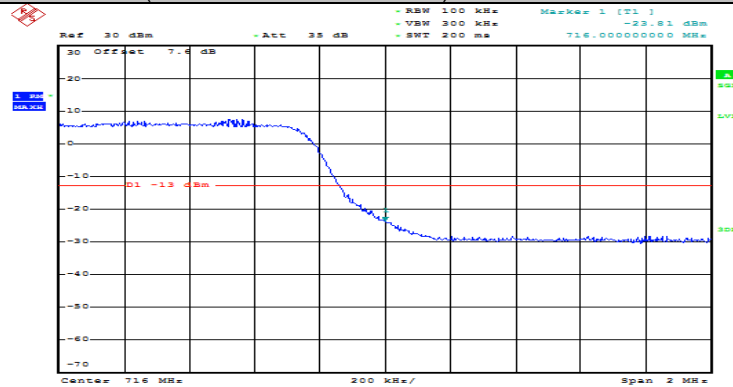
Date: 30 JUN 2016 10:56:23

(Channel Bandwidth: 5 MHz) _HCH_16QAM_12RB#13



Date: 30 JUN 2016 10:56:28

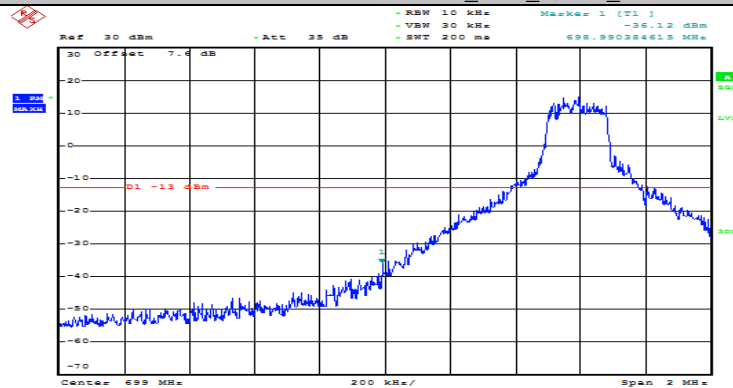
(Channel Bandwidth: 5 MHz)_HCH_16QAM_25RB#0



Date: 20 JUN 2016 10:56:47

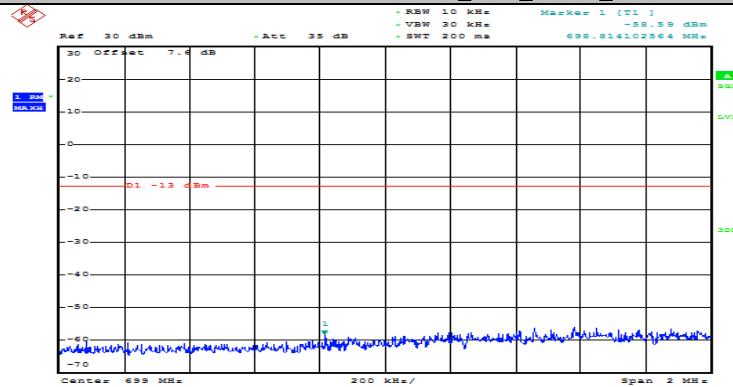
Band edge measurement
LTE Band 12
Channel Bandwidth: 10 MHz

Channel Bandwidth: 10 MHz_LCH_QPSK_1RB#0



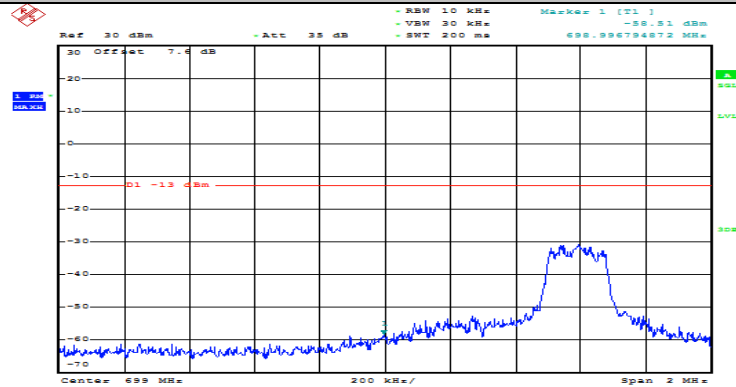
Date: 20 JUN 2016 10:56:56

Channel Bandwidth: 10 MHz_LCH_QPSK_1RB#24



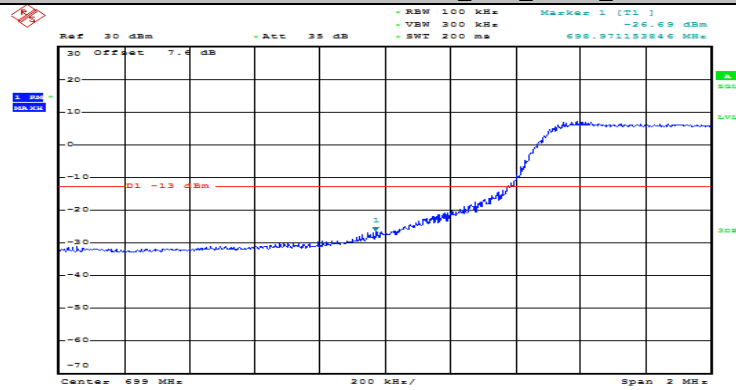
Date: 20 JUN 2016 10:57:02

Channel Bandwidth: 10 MHz_LCH_QPSK_1RB#49



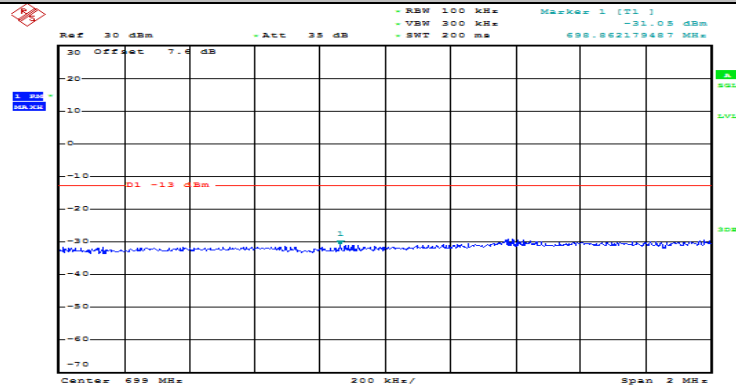
Date: 30 JUN 2016 10:57:07

Channel Bandwidth: 10 MHz_LCH_QPSK_25RB#0



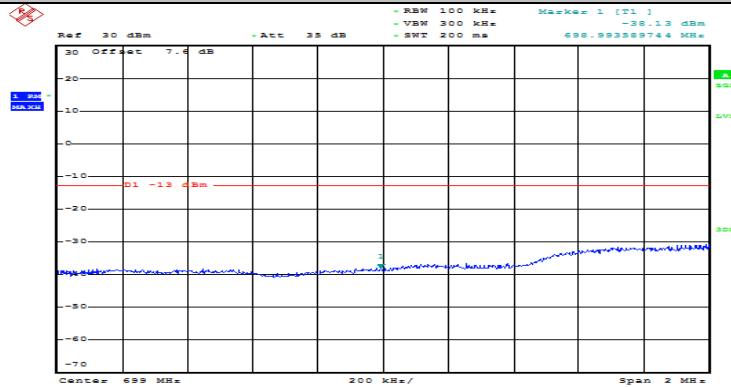
Date: 30 JUN 2016 10:57:37

Channel Bandwidth: 10 MHz_LCH_QPSK_25RB#12



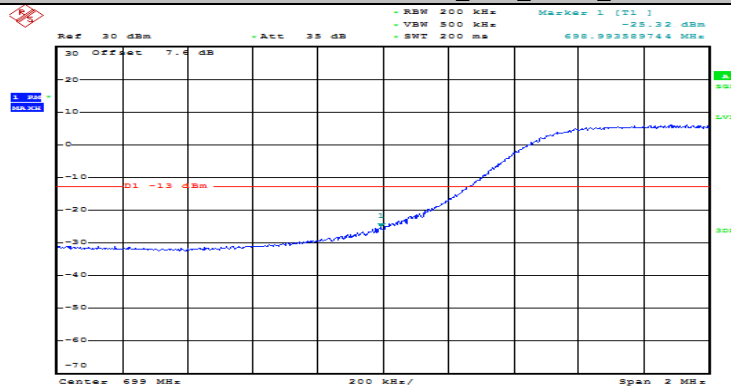
Date: 30 JUN 2016 10:57:42

Channel Bandwidth: 10 MHz_LCH_QPSK_25RB#25



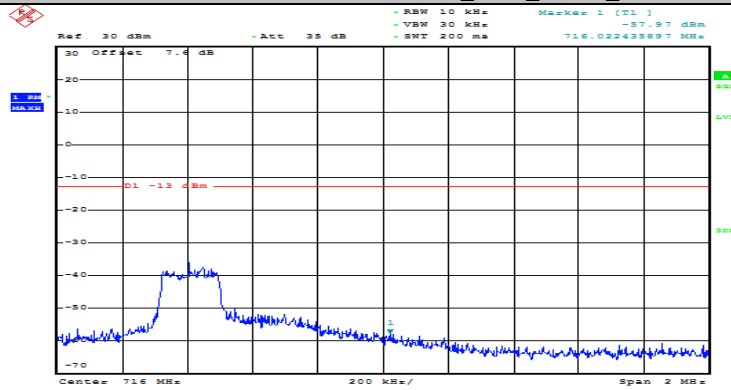
Date: 30 JUN 2016 10:57:48

Channel Bandwidth: 10 MHz_LCH_QPSK_50RB#0



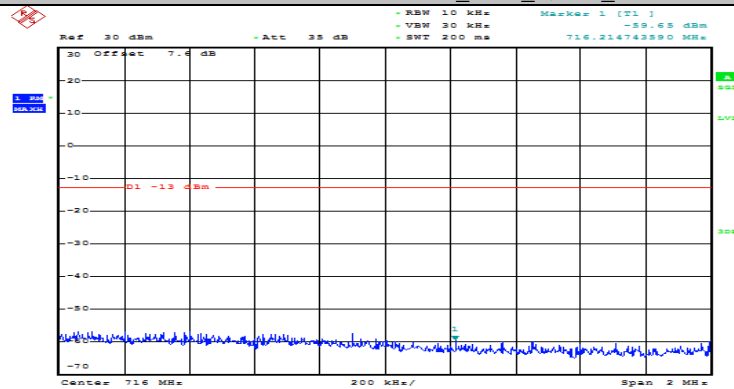
Date: 30 JUN 2016 10:58:17

Channel Bandwidth: 10 MHz_HCH_QPSK_1RB#0



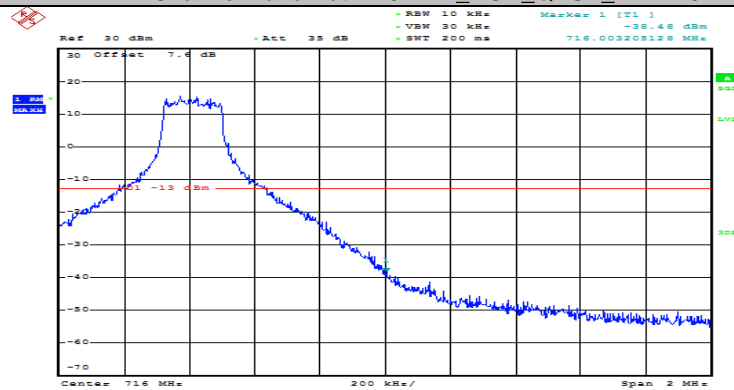
Date: 30 JUN 2016 10:58:36

Channel Bandwidth: 10 MHz_HCH_QPSK_1RB#24



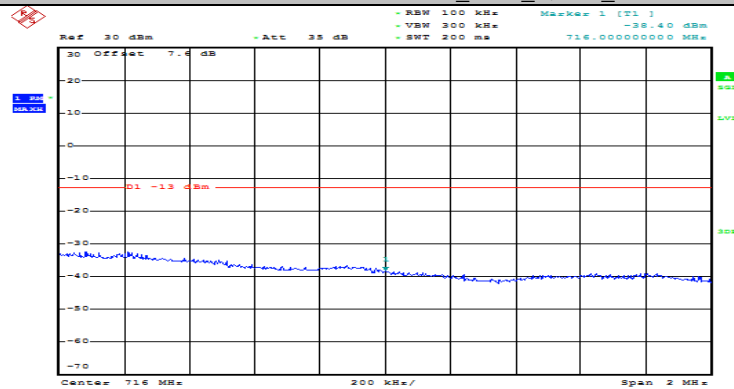
Date: 30 JUN 2016 10:58:41

Channel Bandwidth: 10 MHz_HCH_QPSK_1RB#49



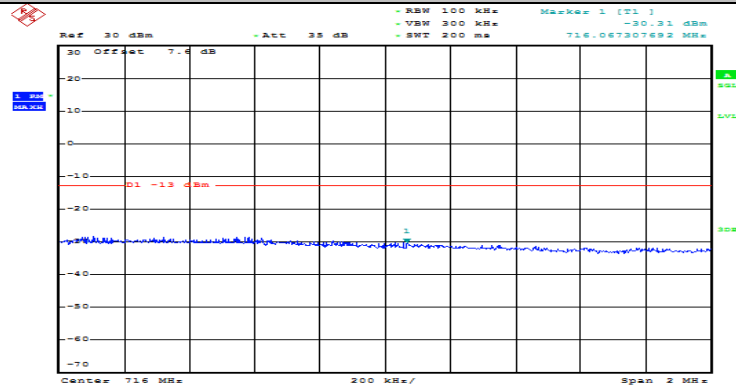
Date: 30 JUN 2016 10:58:47

Channel Bandwidth: 10 MHz_HCH_QPSK_25RB#0



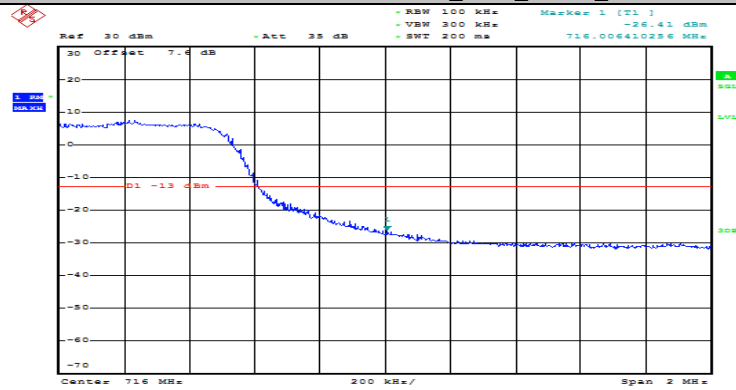
Date: 30 JUN 2016 10:59:16

Channel Bandwidth: 10 MHz_HCH_QPSK_25RB#12



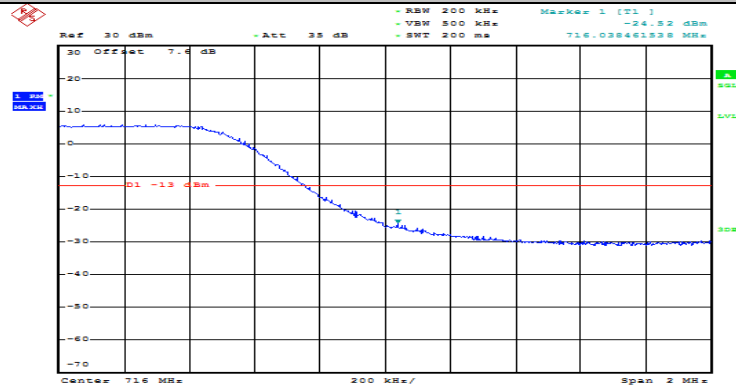
Date: 30 JUN 2016 10:59:22

Channel Bandwidth: 10 MHz_HCH_QPSK_25RB#25



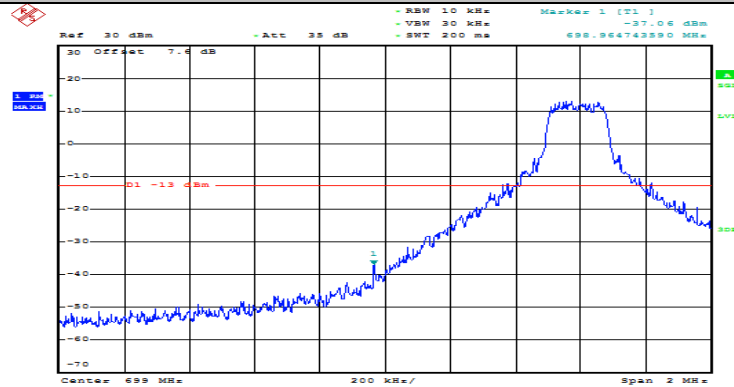
Date: 30 JUN 2016 10:59:27

Channel Bandwidth: 10 MHz_HCH_QPSK_50RB#0



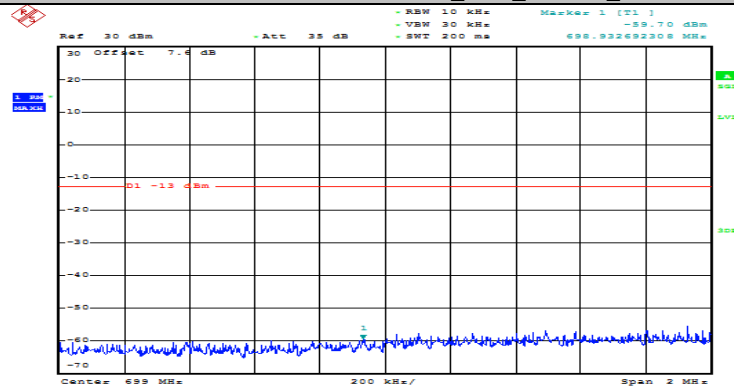
Date: 30 JUN 2016 10:59:57

Channel Bandwidth: 10 MHz_LCH_16QAM_1RB#0



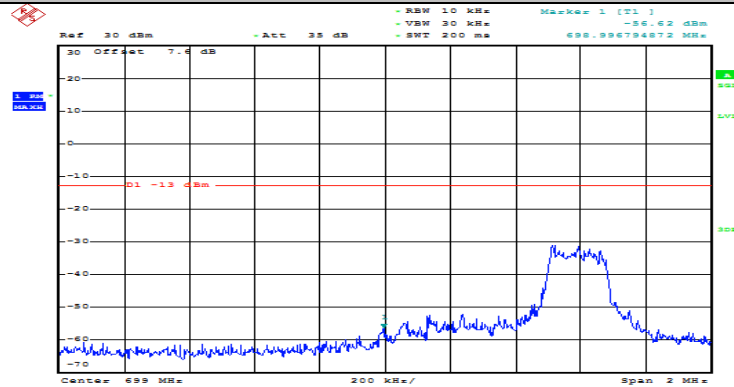
Date: 30 JUN 2016 10:57:16

Channel Bandwidth: 10 MHz_LCH_16QAM_1RB#24



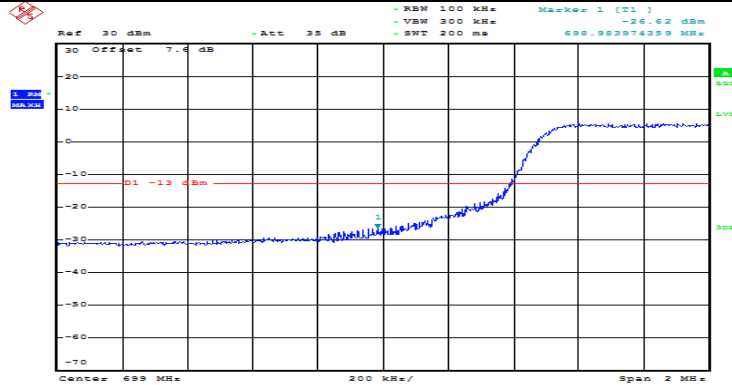
Date: 30 JUN 2016 10:57:22

Channel Bandwidth: 10 MHz_LCH_16QAM_1RB#49



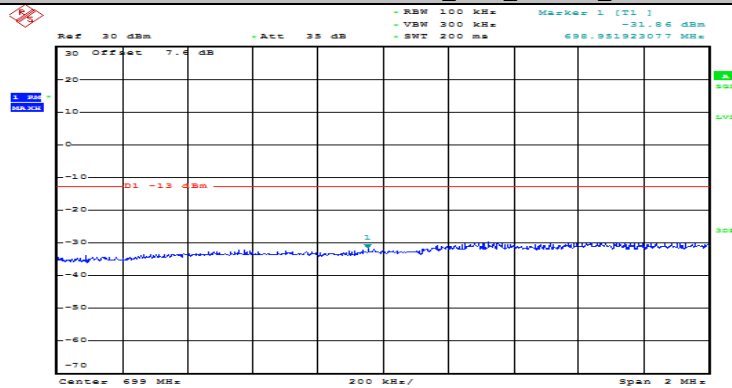
Date: 30 JUN 2016 10:57:28

Channel Bandwidth: 10 MHz_LCH_16QAM_25RB#0



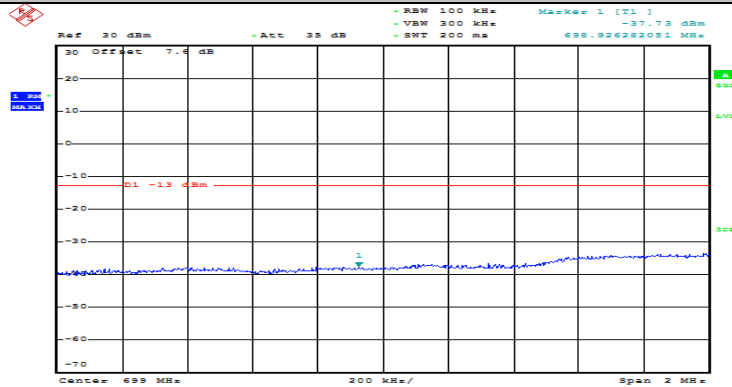
Date: 30 JUN 2016 10:57:57

Channel Bandwidth: 10 MHz_LCH_16QAM_25RB#12



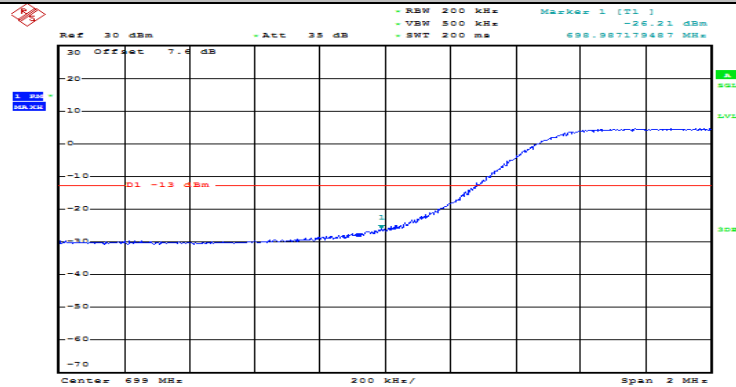
Date: 30 JUN 2016 10:58:03

Channel Bandwidth: 10 MHz_LCH_16QAM_25RB#25



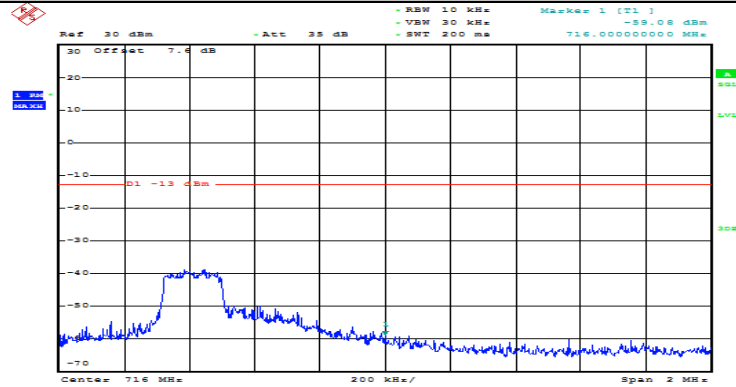
Date: 30 JUN 2016 10:58:08

Channel Bandwidth: 10 MHz_LCH_16QAM_50RB#0



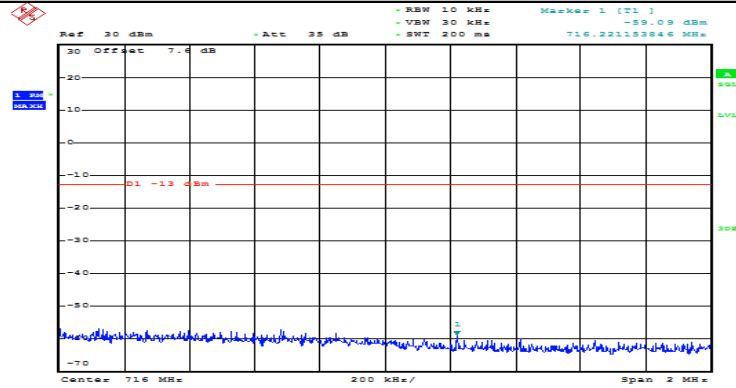
Date: 30 JUN 2016 10:58:26

Channel Bandwidth: 10 MHz_HCH_16QAM_1RB#0



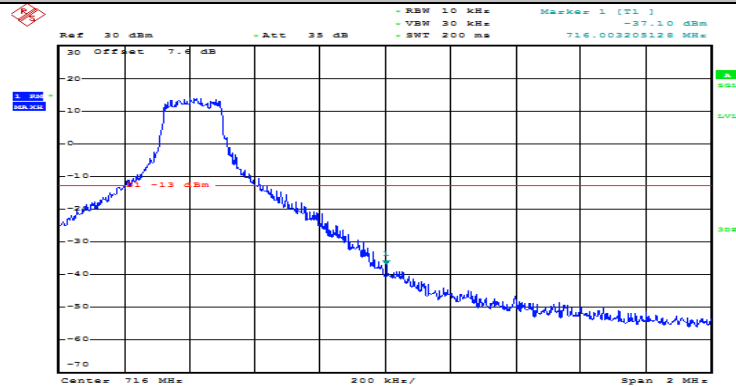
Date: 30 JUN 2016 10:58:56

Channel Bandwidth: 10 MHz_HCH_16QAM_1RB#24



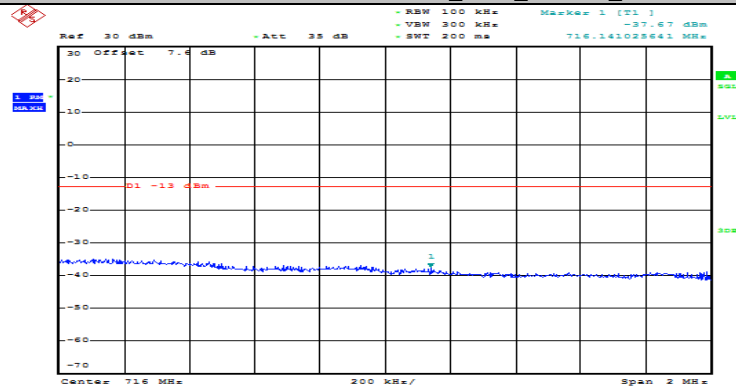
Date: 30 JUN 2016 10:59:02

Channel Bandwidth: 10 MHz_HCH_16QAM_1RB#49



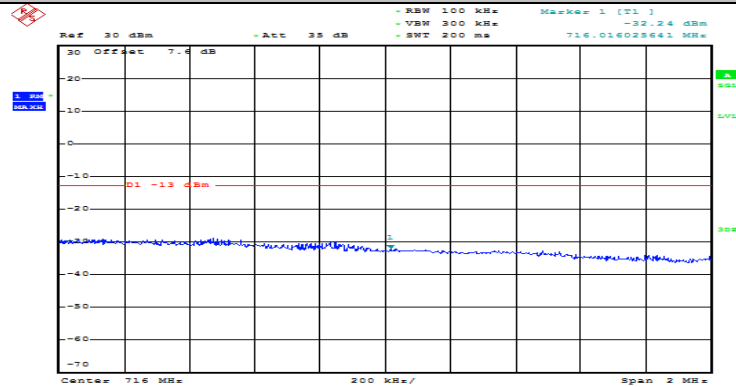
Date: 30 JUN 2016 10:59:07

Channel Bandwidth: 10 MHz_HCH_16QAM_25RB#0



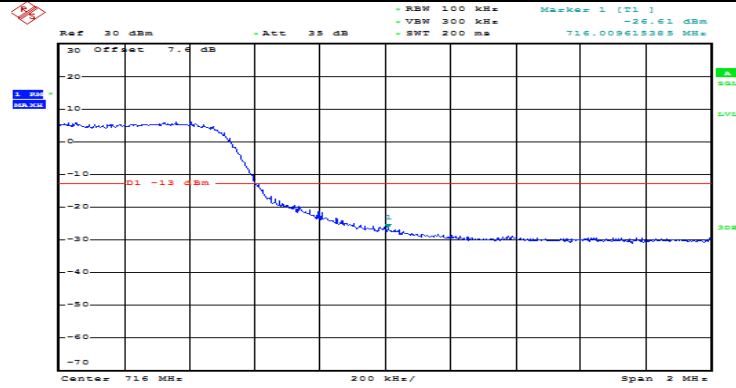
Date: 30 JUN 2016 10:59:37

Channel Bandwidth: 10 MHz_HCH_16QAM_25RB#12



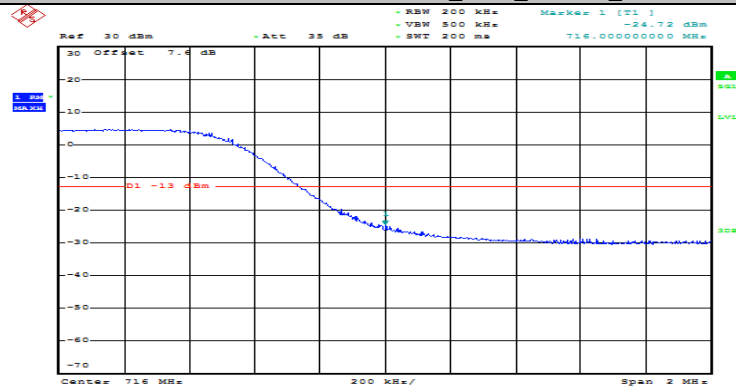
Date: 30 JUN 2016 10:59:42

Channel Bandwidth: 10 MHz_HCH_16QAM_25RB#25



Date: 30 JUN 2016 10:59:48

Channel Bandwidth: 10 MHz_HCH_16QAM_50RB#0



Date: 30 JUN 2016 11:00:06

4.5. Spurious Emissions Radiated

4.5.1. Test Standard

FCC: CFR Part 2.1053, CFR Part 22.917, CFR Part 24.238, CFR Part 27

4.5.2. Test Limit

Measurements shall be made to detect spurious emissions that may be radiated directly from the cabinet, control circuits, power leads or intermediate circuit elements under normal conditions of installation and operation. Curves or equivalent data shall be supplied showing the magnitude of each harmonic and other spurious emission.

5.5.3 Limits:

(a) Out of band emissions. The power of any emission outside of the authorized operating frequency ranges must be attenuated below the transmitting power (P) by a factor of at least $43 + 10 \log(P)$ dB.

For all power levels +30dBm to 0dBm, this becomes a constant specification of -13dBm.

5.5.3.1 FCC 22.917 Emission limitations for cellular equipment.

The rules in this section govern the spectral characteristics of emissions in the Cellular

Radiotelephone Service.

(b) Measurement procedure. Compliance with these provisions is based on the use of measurement instrumentation employing a resolution bandwidth of 100 kHz or greater. In the 1MHz bands immediately outside and adjacent to the frequency block a resolution bandwidth of at least one percent of the emission bandwidth of the fundamental emission of the transmitter may be employed. A narrower resolution bandwidth is permitted in all cases to improve measurement accuracy provided the measured power is integrated over the full required measurement bandwidth (i.e. 100 kHz of 1 percent of emission bandwidth, as specified). The emission bandwidth is defined as the width of the signal between two points, one below the carrier center frequency and one above the carrier center frequency, outside of which all emissions are attenuated at least 26 dB below the transmitter power.

5.5.3.2 FCC 24.238 Emission limitations for Broadband PCS equipment.

The rules in this section govern the spectral characteristics of emissions in the Broadband Personal Communications Service.

(b) Measurement procedure. Compliance with these provisions is based on the use of measurement instrumentation employing a resolution bandwidth of 1 MHz or greater. However, in the 1 MHz bands immediately outside and adjacent to the frequency block a resolution bandwidth of at least one percent of the emission bandwidth of the fundamental emission of the transmitter may be employed. A narrower resolution bandwidth is permitted in all cases to improve measurement accuracy provided the measured power is integrated over the full required measurement bandwidth (i.e. 100 kHz of 1 percent of emission bandwidth, as specified). The emission bandwidth is defined as the width of the signal between two points, one below the carrier center frequency and one above the carrier center frequency, outside of which all emissions are attenuated at least 26 dB below the transmitter power.