

ALCATEL
onetouch®
Pixi 3⁽¹⁰⁾

Quick Start Guide



PIXI 10" Stand TypeFlip

CJBID6101AAA

ALCATEL
onetouch®

Catalog

Specification	3
Getting started	4
Connecting Keyboard and Tablet.....	5
Indicator Status.....	6
Keyboard Interface	6
Hot Keys	7
Battery charging for keyboard	8
Certification	8
Warranty.....	11

Specification

Product Name	Stand TypeFlip
Model Name	KB10
Bluetooth	Bluetooth 3.0
Compatible Device	PIXI 10
Dimension	273 × 170 × 25.5 mm
Weight	350g
Battery Capacity	180mAh
Standby Time	>1700H
Keyboard's Using Time	>72H
Battery Type	Li-Po
Available Distance	about 10m
Charging Time of Keyboard	<2H
Operating Temperature	0 - 40 °C

Getting started

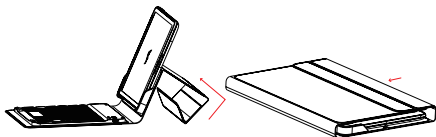
1. Follow the fold line to fold typefilp like a triangle, see figure as below:



2. Put Tablet into frame and fix.



3. Unfold the typefilp to near the Tablet, and then close the typefilp like a book to protect your device.



Connecting Keyboard and Tablet

Keyboard connects with the Tablet through Bluetooth. When using it for the first time, please pair the Keyboard with the Tablet.

1. Make sure Tablet Bluetooth is open

Touch Apps → Settings → Network connections section from home screen and turn on the Bluetooth switch.

2. Turn on the Keyboard

When you turn on the Keyboard for the first time, please press Connect button to pair. When the power light blinking blue for 3 min, the Keyboard is discoverable and ready for pairing with your Tablet.

3. Pair Keyboard with Tablet

- i) In the Tablet's Bluetooth settings page, select "ALCATEL ONETOUCH KB10" from available device's list.
- ii) According to prompt, input the pairing code in the Keyboard and confirm to connect "ALCATEL ONETOUCH KB10" keyboard.


When successfully connected, the light turns solid blue for 3S to indicate a stable status.

- iii) If unsuccessful, restart Keyboard and return to step 2.










Indicator Status

LED Light	Notes
Orange	Charging
Blinking Orange	power is equal to or less than 10%
Solid Blue for 3S	Connecting is successful
Blinking Blue for 3 min	The keyboard is discoverable, ready for pairing

Keyboard Interface



Hot Keys

Keys	Function
	Back
	Search
	Browser
	Email
	Brightness dark
	Brightness light
	play previous
	play/pause
	paly next

Keys	Function
	Volume down
	Volume up
	PrtScn
	Lock
	Delete
	HOME
	Recent apps
	Menu

Battery charging for keyboard

If the power light is blinking orange, the Keyboard folio battery needs to be charged.

1. *Plug one end of the USB cable supplied into the charging port of keyboard, and the other end into a USB port on Alcatel Onetouch charger.*

The status light is solid orange as the battery charges.

2. *Charge the battery until the charge light turns off.*

Certification



® The Bluetooth word mark and logos are owned by the Bluetooth SIG, Inc. and any use of such marks by TCL Communication Ltd. and its affiliates is under license. Other trademarks and trade names are those of their respective owners.

KB10 Bluetooth Declaration ID D027953

Battery:

Observe the following precautions for battery use:

- Do not attempt to open the back cover and replace the inner rechargeable Li-polymer battery. Please contact the dealer to replace it.
 - Do not attempt to eject, replace and open battery.
 - Do not punctuate the back cover of your device.
 - Do not burn or dispose of your device in household rubbish or store it at temperature above 50°C.
 - Dispose of used batteries according to the instructions.
- Risk of explosion if battery replaced by an incorrect type.



This symbol on your device, the battery and the accessories means that these products must be taken to collection points at the end of their life:

- Municipal waste disposal centers with specific bins for these items of equipment.
- Collection bins at points of sale.

They will then be recycled, preventing substances being disposed of in the environment, so that their components can be reused.

Please make sure the temperature for device will not be higher than 40 °C for use in charging mode and not be higher than 45 °C for use in non-charge mode.

In European Union countries:

These collection points are accessible free of charge.

All products with this sign must be brought to these collection points.

In non-European Union jurisdictions:

Items of equipment with this symbol are not to be thrown into ordinary bins if your jurisdiction or your region has suitable recycling and collection facilities; instead they are to be taken to collection points for them to be recycled.

FCC Regulations:

This device complies with part 15 of the FCC Rules. Operation is subject to the following two conditions: (1) This device may not cause harmful interference, and (2) this device must accept any interference received, including interference that may cause undesired operation.

This device has been tested and found to comply with the limits for a Class B digital device, pursuant to Part 15 of the FCC Rules. These limits are designed to provide reasonable protection against harmful interference in a residential installation. This equipment generates uses and can radiate radio frequency energy and, if not installed and used in accordance with the instructions, may cause harmful interference to radio communications. However, there is no guarantee that interference will not occur in a particular installation if this equipment does cause harmful interference to radio or television reception, which can be determined by turning the equipment off and on, the user, is encouraged to try to correct the interference by one or more of the following measures:

- Reorient or relocate the receiving antenna.
- Increase the separation between the equipment and receiver.
- Connect the equipment into an outlet on a circuit different from that to which the receiver is connected.
- Consult the dealer or an experienced radio/TV technician for help.

Caution: Changes or modifications not expressly approved by the party responsible for compliance could void the user's authority to operate the equipment

RF Exposure Information

This device meets the government's requirements for exposure to radio waves.

This device is designed and manufactured not to exceed the emission limits for exposure to radio frequency (RF)

energy set by the Federal Communications Commission of the U.S. Government.

This device complies with FCC radiation exposure limits set forth for an uncontrolled environment.

General information

Internet address: www.alcatelonetouch.com

Address: Room 1910-12A, Tower 3, China HK City, 33 Canton Road, Tsimshatsui, Kowloon, Hong Kong

Warranty

Your product is warranted against any defect or malfunctioning which may occur in conditions of normal use during the warranty period of six (6) months⁽¹⁾ from the date of purchase as shown on your original invoice.

In case of any defect of your product which prevents you from normal use thereof, you must immediately inform your vendor and present your product with your proof of purchase.

If the defect is confirmed, your product or part thereof will be either replaced or repaired, as appropriate. Repaired product and accessories are entitled to a one (1) month warranty for the same defect. Repair or replacement may be carried out using reconditioned components offering equivalent functionality.

This warranty covers the cost of parts and labor but excludes any other costs.

This warranty shall not apply to defects to your product and/or accessory due to (without any limitation):

(1) The warranty period may vary depending on your country.

- 1) Non-compliance with the instructions for use or installation, or with technical and safety standards applicable in the geographical area where your product is used,
- 2) Connection to any equipment not supplied or not recommended by TCL Communication Ltd.,
- 3) Modification or repair performed by individuals not authorised by TCL Communication Ltd. or its affiliates or your vendor,
- 4) Modification, adjustment or alteration of software or hardware performed by individuals not authorized by TCL Communication Ltd.,
- 5) Inclement weather, lightning, fire, humidity, infiltration of liquids or foods, chemical products, download of files, crash, high voltage, corrosion, oxidation...

Your product will not be repaired in case labels or serial numbers have been removed or altered. There are no express warranties, whether written, oral or implied, other than this printed limited warranty or the mandatory warranty provided by your country or jurisdiction.

In no event shall TCL Communication Ltd. or any of its affiliates be liable for indirect, incidental or consequential damages of any nature whatsoever, including but not limited commercial or financial loss or damage, loss of data or loss of image to the full extent those damages can be disclaimed by law. Some countries/states do not allow the exclusion or limitation of indirect, incidental or consequential damages, or limitation of the duration of implied warranties, so the preceding limitations or exclusions may not apply to you.

ALCATEL is a trademark of Alcatel-Lucent and is used under license by TCL Communication Ltd..

© Copyright 2015 TCL Communication Ltd. All rights reserved
TCL Communication Ltd. reserves the right to alter material or technical specification without prior notice.