



# The Photos of SAR test

No. I15Z41929-SEM01

For

**TCL Communication Ltd.**

**GSM Quad-band / UMTS Tri-band / LTE Six-band mobile phone**

**Model name: 5054S**


**With**

**Hardware Version: 05**

**Software Version: 010 01**

**FCC ID: 2ACCJA010**

**Issued Date: 2015-08-27**



**Note:**


The test results in this test report relate only to the devices specified in this report. This report shall not be reproduced except in full without the written approval of CTTL.

**Test Laboratory:**


CTTL, Telecommunication Technology Labs, Academy of Telecommunication Research, MIIT  
No. 51 Shouxiang Science Building, Xueyuan Road, Haidian District, Beijing, P. R. China100191  
Tel:+86(0)10-62304633-2512,Fax:+86(0)10-62304633-2504  
Email:[cttl\\_terminals@catr.cn](mailto:cttl_terminals@catr.cn), website:[www.chinattl.com](http://www.chinattl.com)




**Picture 1: Constituents of the sample**



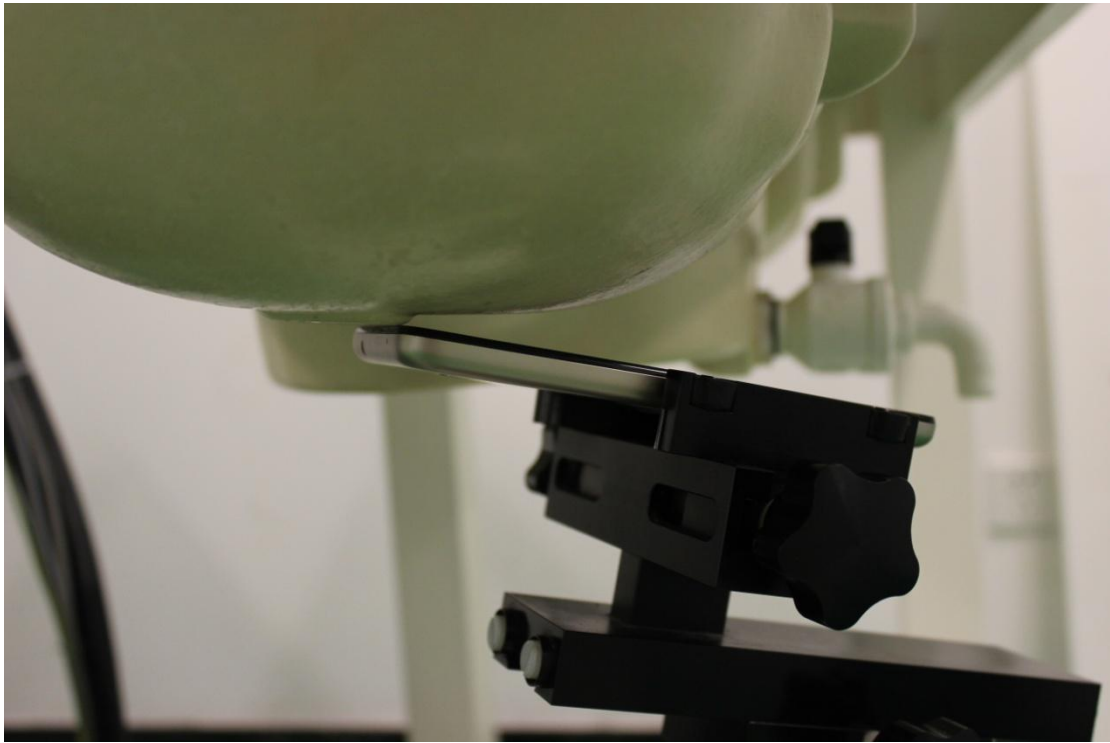
**Picture 2: Left Hand Touch Cheek Position**



**Picture 3: Left Hand Tilt 15° Position**




**Picture 4: Right Hand Touch Cheek Position**




**Picture 5: Right Hand Tilt 15° Position**

**Test positions for body:**


The Body SAR is tested at the following 5 test positions all with the distance =10mm or 15mm between the EUT and the phantom bottom:



**Picture 6: Front - 10mm**




Picture 6-2: Front - 15mm




Picture 7: Rear – 10mm





**Picture 7-1: Rear – 15mm**



**Picture 7-2: Rear with Headset**



Picture 8: Left Edge – 10mm



Picture 8-1: Left Edge – 15mm




**Picture 9: Bottom Edge – 10mm**




**Picture 9-1: Bottom Edge – 15mm**





**Picture 9-2: Bottom Edge with Headset**



**Picture 10: Top Edge – 10mm**