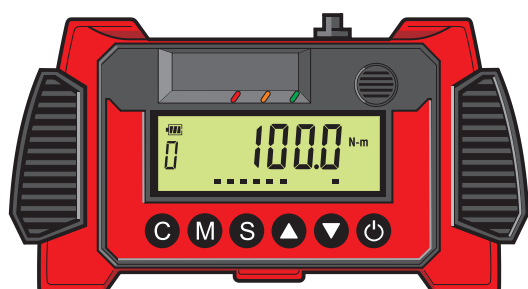
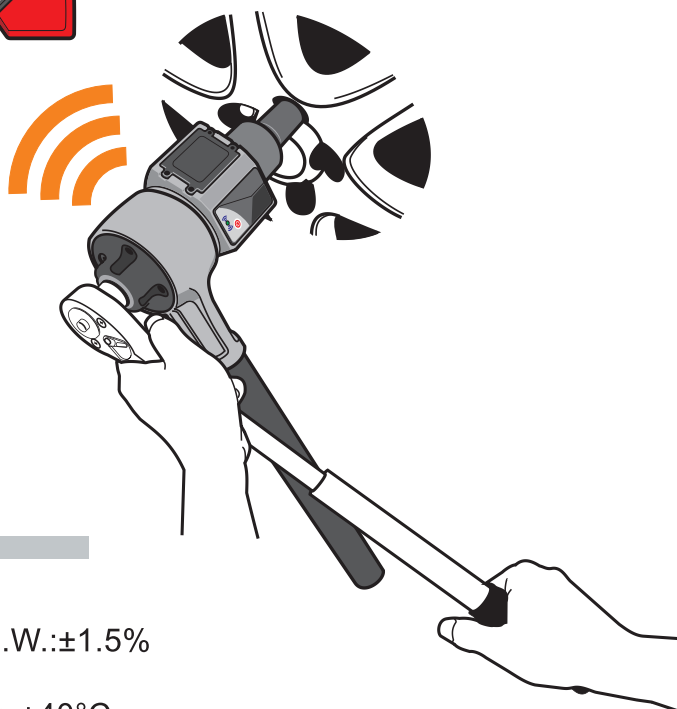


Wireless Multiplier

Operation Manual



HOW TO USE IT?



Features

- Worldwide 2.4GHz ISM Band
- Output Accuracy : C.W.: $\pm 1\%$; C.C.W.: $\pm 1.5\%$
- Display : 5 Digits LCD
- Temp. Range-Operating : $+5^{\circ}\text{C}$ to $+40^{\circ}\text{C}$
- Temp. Range-Storage : -20°C to $+70^{\circ}\text{C}$
- RS-232 Data out / Optional
- N-m, Kg-m, Ft-Lb, In-Lb are interchangeable
- Mode : Track, Auto reset (See Tolerance setting page)
- Directions : C.W., C.C.W.
- Memory : 20 Readings
- Humidity : 0-90%
- Battery (Receiver) : 1.5V UM-3(AA)X3, (Do not use low-discharge battery)
- Battery (Transmitter) : 1.5V UM-4(AAA)X3, (Do not use low-discharge battery)

Model	Range
WMT-1500N	150.0 ~ 1 500.0 Nm
WMT-3000N	* 300.0 ~ 3000.0 Nm
WMT-4000N	400.0 ~ 4000.0 Nm
WMT-6000N	600.0 ~ 6000.0 Nm



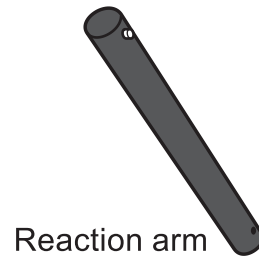
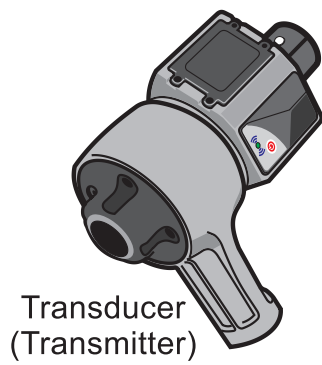
* Finished

Edition

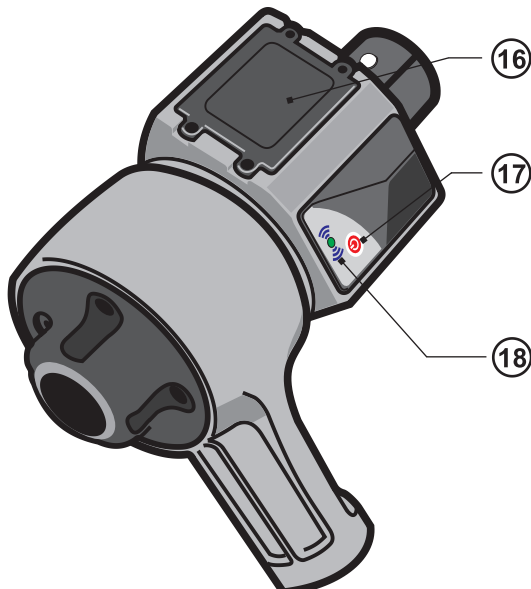
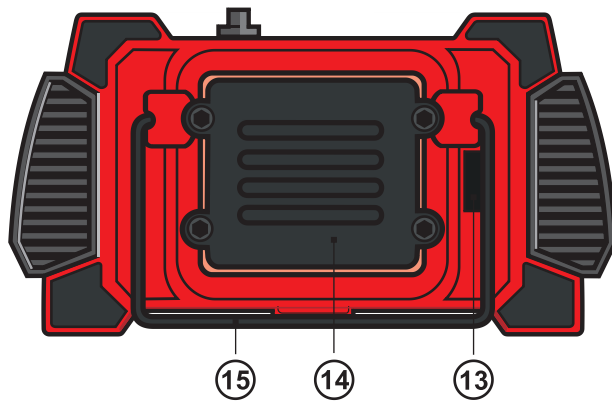
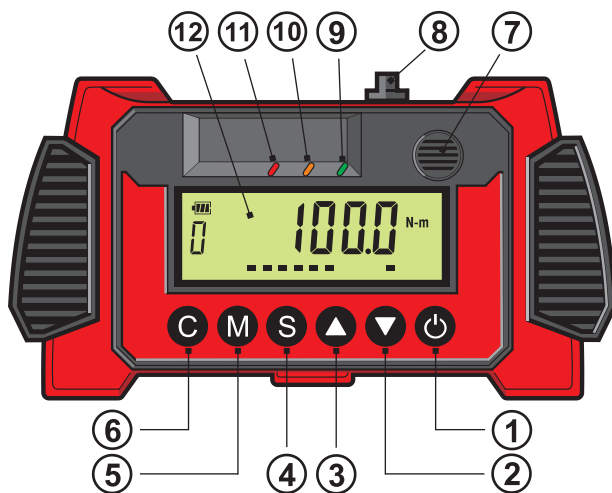
01

Apr. 4 2016

Check Your Parts

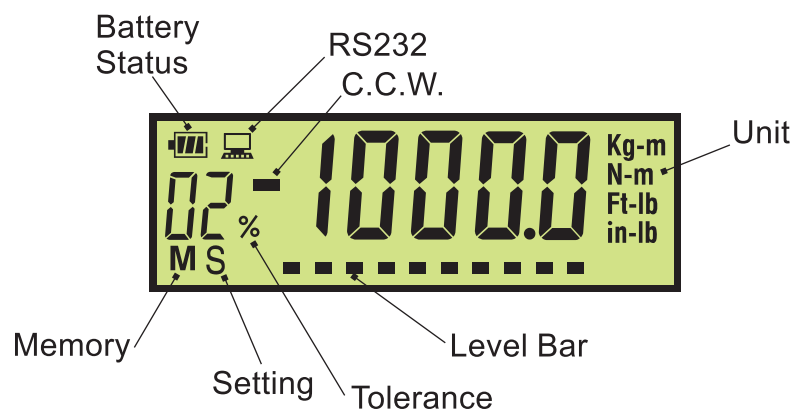


Function

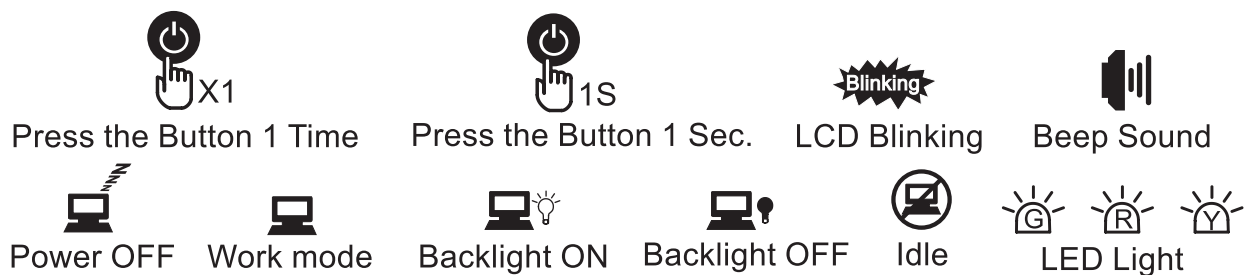


- ① Receiver Power switch / Backlight switch
- ② Down / Decrease
- ③ Up / Increase
- ④ Set
- ⑤ Memory
- ⑥ Zero / Quit / Confirm
- ⑦ Buzzer / Beep sound
- ⑧ Data out / RS232 / Optional
- ⑨ LED-Green
- ⑩ LED-Yellow
- ⑪ LED-Red
- ⑫ LCD-Display
- ⑬ Aux. / Reserved
- ⑭ Receiver Battery Box / AA X 3
- ⑮ Stander
- ⑯ Transmitter Battery Box / AAAX 3
- ⑰ Transmitter Power switch
- ⑱ Status LED

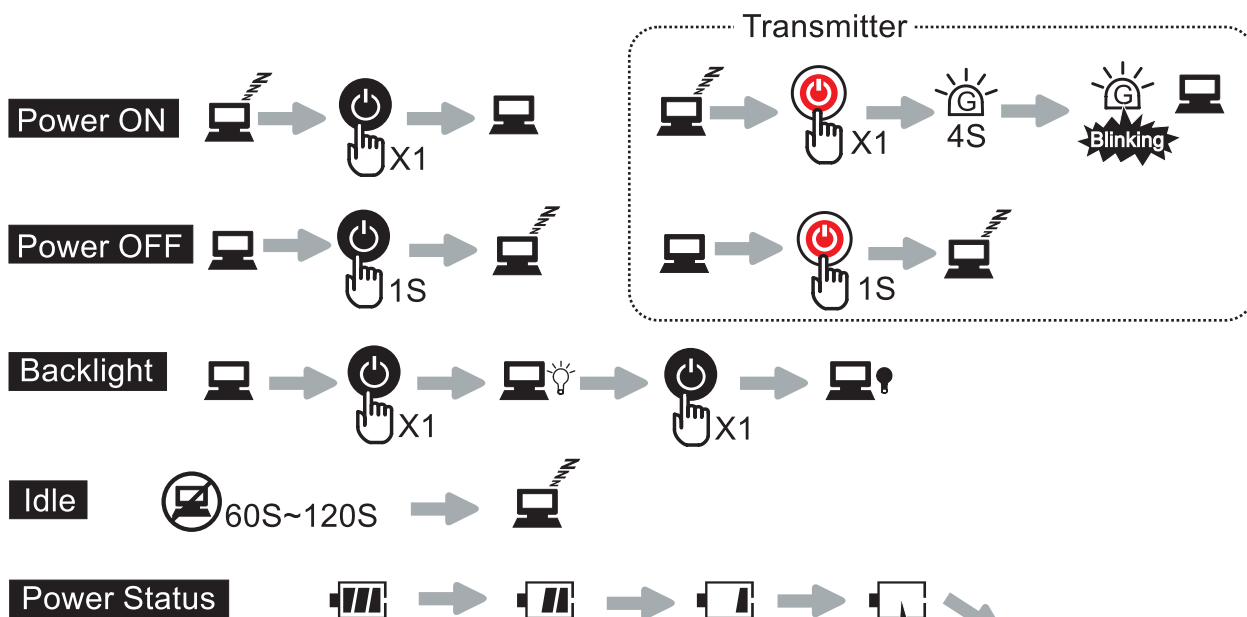
Display




Icon Meaning



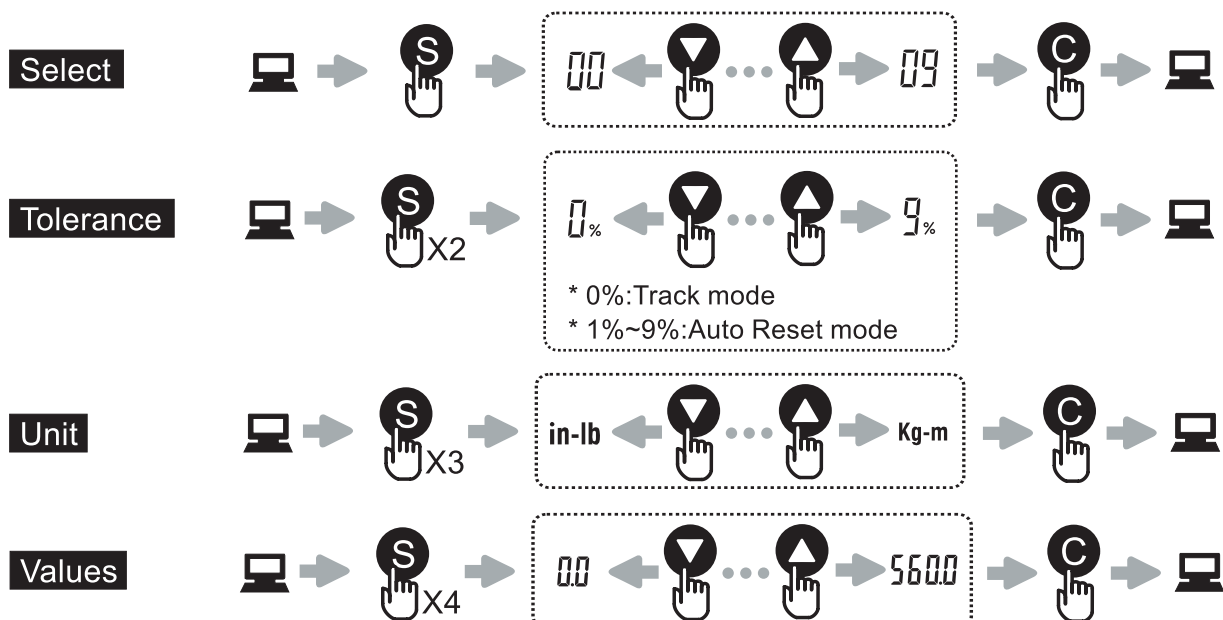
Power



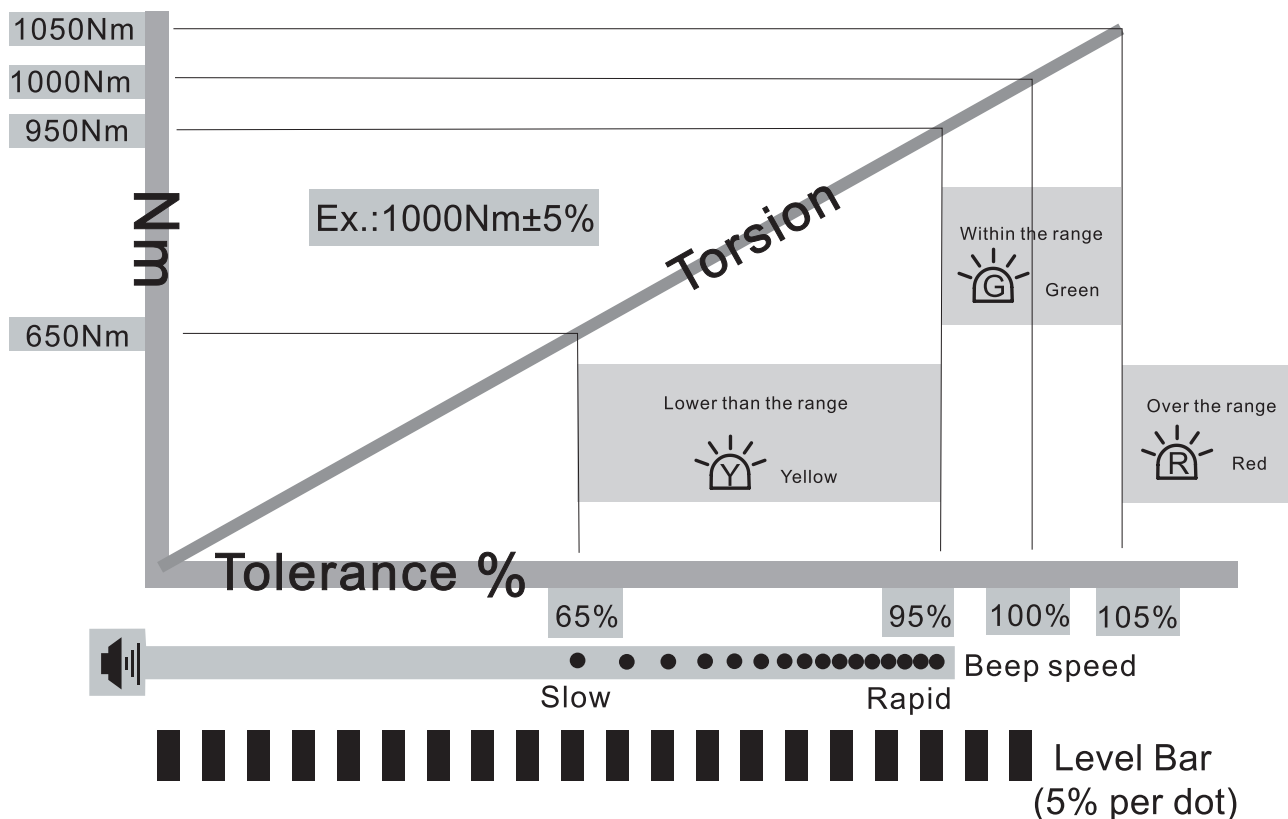
Zero



Pre-set




Working Diagram



20 sets of historical



RS-232 (Optional)



Service



Notice : The changes or modifications not expressly approved by the party responsible for compliance could void the user's authority to operate the equipment.

IMPORTANT NOTE: To comply with the FCC RF exposure compliance requirements, no change to the antenna or the device is permitted. Any change to the antenna or the device could result in the device exceeding the RF exposure requirements and void user's authority to operate the device.

This device complies with Part 15 of the FCC Rules. Operation is subject to the following two conditions:
(1) this device may not cause harmful interference, and (2) this device must accept any interference received, including interference that may cause undesired operation.