



FCC RF Test Report

APPLICANT : Espressif Systems (Shanghai) Co.,Ltd.
EQUIPMENT : 2.4GHz Wi-Fi & BT IoT Module
BRAND NAME : ESPRESSIF
MODEL NAME : ESP8684-WROOM-02UC
FCC ID : 2AC7Z-ESP868402UC
STANDARD : FCC Part 15 Subpart C §15.247
CLASSIFICATION : (DTS) Digital Transmission System
TEST DATE(S) : Feb. 23, 2023 ~ Mar. 13, 2023

We, Sporton International Inc. (Kunshan), would like to declare that the tested sample has been evaluated in accordance with the test procedures and has been in compliance with the applicable technical standards.

The test results in this report apply exclusively to the tested model / sample. Without written approval of Sporton International Inc. (Kunshan), the test report shall not be reproduced except in full.

Jason Jia



Approved by: Jason Jia

Sporton International Inc. (Kunshan)

**No. 1098, Pengxi North Road, Kunshan Economic Development Zone Jiangsu Province 215300
People's Republic of China**



TABLE OF CONTENTS

REVISION HISTORY..... 3

SUMMARY OF TEST RESULT 4

1 GENERAL DESCRIPTION 5

 1.1 Applicant 5

 1.2 Manufacturer 5

 1.3 Product Feature of Equipment Under Test..... 5

 1.4 Product Specification of Equipment Under Test..... 5

 1.5 Modification of EUT 5

 1.6 Testing Location 6

 1.7 Test Software..... 6

 1.8 Applicable Standards..... 6

2 TEST CONFIGURATION OF EQUIPMENT UNDER TEST 7

 2.1 Carrier Frequency and Channel 7

 2.2 Test Mode..... 7

 2.3 Connection Diagram of Test System 8

 2.4 Support Unit used in test configuration and system 9

 2.5 EUT Operation Test Setup 9

 2.6 Measurement Results Explanation Example..... 9

3 TEST RESULT 10

 3.1 6dB and 99% Bandwidth Measurement 10

 3.2 Output Power Measurement..... 12

 3.3 Power Spectral Density Measurement 13

 3.4 Conducted Band Edges and Spurious Emission Measurement 14

 3.5 Radiated Band Edges and Spurious Emission Measurement 26

 3.6 AC Conducted Emission Measurement..... 30

 3.7 Antenna Requirements 32

4 LIST OF MEASURING EQUIPMENT 33

5 UNCERTAINTY OF EVALUATION 34

APPENDIX A. CONDUCTED TEST RESULTS

APPENDIX B. AC CONDUCTED EMISSION TEST RESULT

APPENDIX C. RADIATED SPURIOUS EMISSION

APPENDIX D. DUTY CYCLE PLOTS

APPENDIX E. SETUP PHOTOGRAPHS



SUMMARY OF TEST RESULT

Report Section	FCC Rule	Description	Limit	Result	Remark
3.1	15.247(a)(2)	6dB Bandwidth	≥ 0.5MHz	Pass	-
3.1	-	99% Bandwidth	-	Report Only	-
3.2	15.247(b)	Power Output Measurement	≤ 30dBm	Pass	-
3.3	15.247(e)	Power Spectral Density	≤ 8dBm/3kHz	Pass	-
3.4	15.247(d)	Conducted Band Edges	≤ 20dBc	Pass	-
		Conducted Spurious Emission		Pass	-
3.5	15.247(d)	Radiated Band Edges and Radiated Spurious Emission	15.209(a) & 15.247(d)	Pass	Under limit 1.01 dB at 2389.95 MHz
3.6	15.207	AC Conducted Emission	15.207(a)	Pass	Under limit 10.41 dB at 0.160 MHz
3.7	15.203 & 15.247(b)	Antenna Requirement	15.203 & 15.247(b)	Pass	-

Declaration of Conformity:
The test results with all measurement uncertainty excluded are presented in accordance with the regulation limits.
Comments and Explanations:
The declared of product specification for EUT presented in the report are provided by the manufacturer, and the manufacturer takes all the responsibilities for the accuracy of product specification.



1 General Description

1.1 Applicant

Espressif Systems (Shanghai) Co.,Ltd.

Suite 204, Block 2, 690 Bibo Road, Zhang Jiang Hi-Tech Park, Shanghai, China

1.2 Manufacturer

Espressif Systems (Shanghai) Co.,Ltd.

Suite 204, Block 2, 690 Bibo Road, Zhang Jiang Hi-Tech Park, Shanghai, China

1.3 Product Feature of Equipment Under Test

Product Feature	
Equipment	2.4GHz Wi-Fi & BT IoT Module
Brand Name	ESPRESSIF
Model Name	ESP8684-WROOM-02UC
FCC ID	2AC7Z-ESP868402UC
HW Version	V1.0
SW Version	v1.1.3.4
EUT Stage	Identical Prototype

Remark: The above EUT's information was declared by manufacturer. Please refer to the specifications or user's manual for more detailed description.

1.4 Product Specification of Equipment Under Test

Standards-related Product Specification	
Tx/Rx Channel Frequency Range	2412 MHz ~ 2462 MHz
Maximum (Peak) Output Power to antenna	802.11b : 19.96 dBm (0.0991 W) 802.11g : 27.03 dBm (0.5047 W) 802.11n HT20 : 26.92 dBm (0.4920 W)
99% Occupied Bandwidth	802.11b : 13.09MHz 802.11g : 17.43MHz 802.11n HT20 : 18.13MHz
Antenna Type / Gain	Glue stick antenna with gain 1.57 dBi
Type of Modulation	802.11b : DSSS (DBPSK / DQPSK / CCK) 802.11g/n : OFDM (BPSK / QPSK / 16QAM / 64QAM)

1.5 Modification of EUT

No modifications are made to the EUT during all test items.



1.6 Testing Location

Sporton International Inc. (Kunshan) is accredited to ISO/IEC 17025:2017 by American Association for Laboratory Accreditation with Certificate Number 5145.02.

Test Firm	Sporton International Inc. (Kunshan)		
Test Site Location	No. 1098, Pengxi North Road, Kunshan Economic Development Zone Jiangsu Province 215300 People's Republic of China TEL : +86-512-57900158 FAX : +86-512-57900958		
Test Site No.	Sporton Site No.	FCC Designation No.	FCC Test Firm Registration No.
	CO01-KS 03CH05-KS TH01-KS	CN1257	314309

1.7 Test Software

Item	Site	Manufacturer	Name	Version
1.	03CH05-KS	AUDIX	E3	6.2009-8-24
2.	CO01-KS	AUDIX	E3	6.2009-8-24

1.8 Applicable Standards

According to the specifications of the manufacturer, the EUT must comply with the requirements of the following standards:

- 47 CFR Part 15 Subpart C §15.247
- FCC KDB 558074 D01 15.247 Meas Guidance v05r02
- ANSI C63.10-2013

Remark:

1. All test items were verified and recorded according to the standards and without any deviation during the test.
2. This EUT has also been tested and complied with the requirements of FCC Part 15, Subpart B, recorded in a separate test report.

2 Test Configuration of Equipment Under Test

- a. The EUT has been associated with peripherals and configuration operated in a manner tended to maximize its emission characteristics in a typical application. Frequency range investigated: conduction emission (150 kHz to 30 MHz), radiation emission (9 kHz to the 10th harmonic of the highest fundamental frequency or to 40 GHz, whichever is lower). For radiated measurement, pre-scanned in three orthogonal panels, X, Y, Z. The worst cases (X plane) were recorded in this report.
- b. AC power line Conducted Emission was tested under maximum output power.

2.1 Carrier Frequency and Channel

Frequency Band	Channel	Freq. (MHz)	Channel	Freq. (MHz)
2400-2483.5 MHz	1	2412	7	2442
	2	2417	8	2447
	3	2422	9	2452
	4	2427	10	2457
	5	2432	11	2462
	6	2437		

2.2 Test Mode

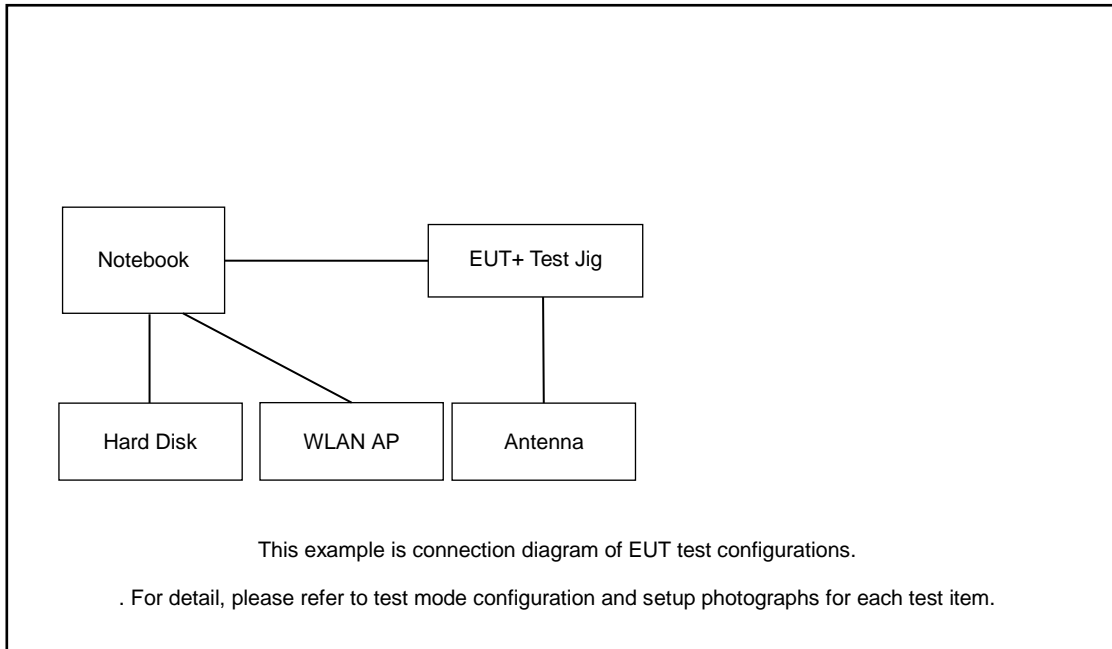
Final test modes are considering the modulation and worse data rates as below table.

Modulation	Data Rate
802.11b	1 Mbps
802.11g	6 Mbps
802.11n HT20	MCS0

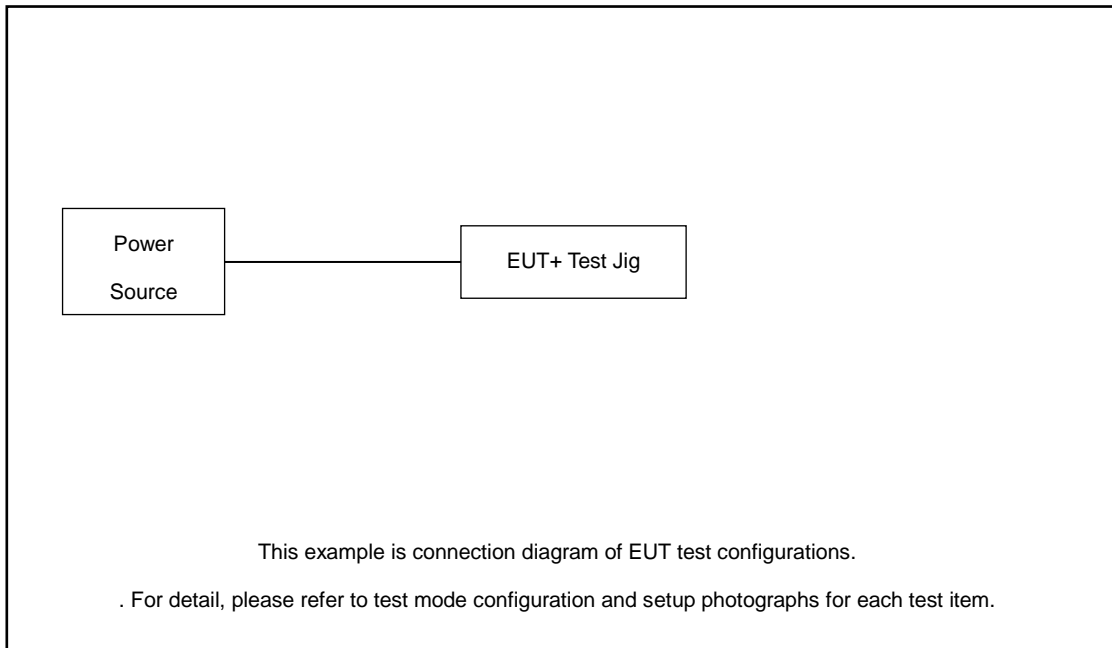
Test Cases	
AC Conducted Emission	Mode 1 :WLAN Tx(2.4G) + Powered From test Jig
Remark: For Radiated Test Cases, The tests were performance with Test Jig,	

2.3 Connection Diagram of Test System

AC Conducted Emission:



Radiated Emission:



2.4 Support Unit used in test configuration and system

Item	Equipment	Trade Name	Model Name	FCC ID	Data Cable	Power Cord
1.	WLAN AP	D-link	DIR-655	KA21R655B1	N/A	Unshielded, 1.8m
2.	Notebook	Lenovo	V130-14IKB004	N/A	N/A	AC I/P: Unshielded, 1.8 m DC O/P: Shielded, 1.8 m
3.	Hard Disk	Lenovo	F310	DoC	Shielded, 1.2m	N/A
4.	Test Jig	N/A	N/A	N/A	N/A	N/A
5.	Antenna	N/A	N/A	N/A	N/A	N/A

2.5 EUT Operation Test Setup

For WLAN RF test items, use the test program " EspRFTestTool" to make the EUT transmit continuously.

For AC power line conducted emissions, use the test program "EspRFTestTool" to make the EUT continuous transmit

2.6 Measurement Results Explanation Example

For all conducted test items:

The offset level is set in the spectrum analyzer to compensate the RF cable loss and attenuator factor between EUT conducted output port and spectrum analyzer. With the offset compensation, the spectrum analyzer reading level is exactly the EUT RF output level.

Example:

The spectrum analyzer offset is derived from RF cable loss

$$\text{Offset} = \text{RF cable loss}$$

Following shows an offset computation example with cable loss 5.50 dB

$$\begin{aligned} \text{Offset(dB)} &= \text{RF cable loss(dB)} \\ &= 5.50 \text{ (dB)} \end{aligned}$$

3 Test Result

3.1 6dB and 99% Bandwidth Measurement

3.1.1 Limit of 6dB and 99% Bandwidth

The minimum 6 dB bandwidth shall be at least 500 kHz.

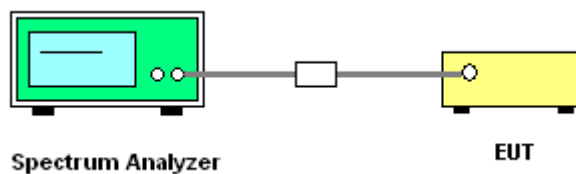
3.1.2 Measuring Instruments

The measuring equipment is listed in the section 4 of this test report.

3.1.3 Test Procedures

1. The testing follows ANSI C63.10-2013 clause 11.8
2. The RF output of EUT was connected to the spectrum analyzer by RF cable and attenuator. The path loss was compensated to the results for each measurement.
3. Set to the maximum power setting and enable the EUT transmit continuously.
4. Make the measurement with the spectrum analyzer's resolution bandwidth (RBW) = 100 kHz. Set the Video bandwidth (VBW) = 300 kHz. In order to make an accurate measurement. The 6 dB bandwidth must be greater than 500 kHz.
5. For 99% Bandwidth Measurement, the spectrum analyzer's resolution bandwidth (RBW) = 1%~5% of OBW and set the Video bandwidth (VBW) = 3MHz.
6. Measure and record the results in the test report.

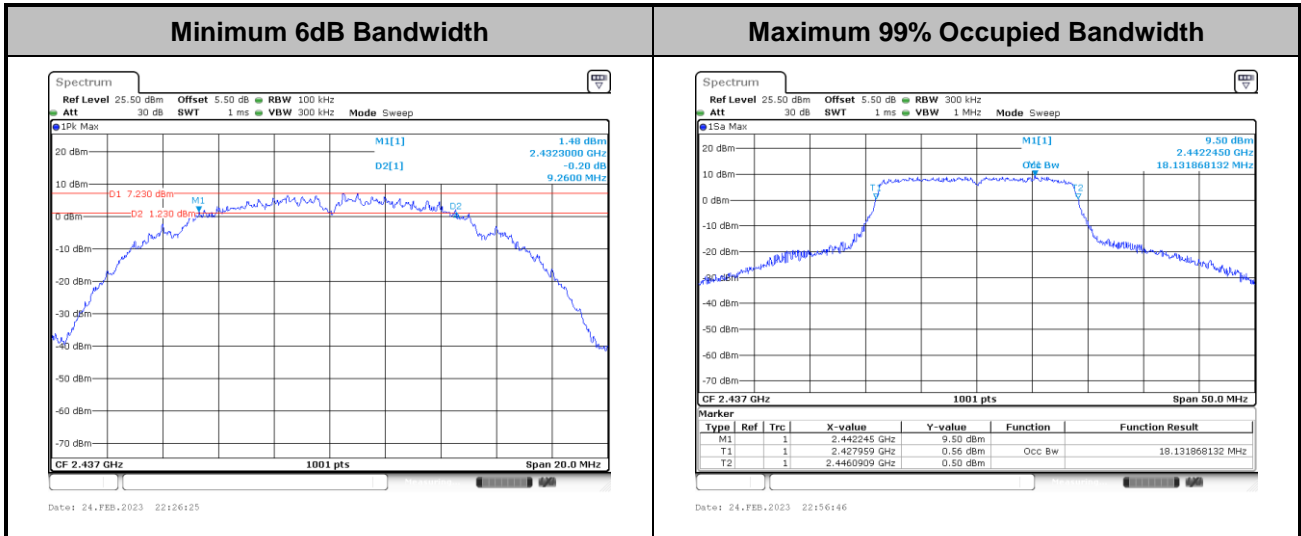
3.1.4 Test Setup





3.1.5 Test Result of 6dB and 99% Occupied Bandwidth

Please refer to Appendix A.



Note : The occupied channel bandwidth is maintained within the band of operation for all of the modulations.

3.2 Output Power Measurement

3.2.1 Limit of Output Power

For systems using digital modulation in the 2400-2483.5MHz, the limit for peak output power is 30dBm. If transmitting antenna with directional gain greater than 6dBi is used, the peak output power from the intentional radiator shall be reduced below the above stated value by the amount in dB that the directional gain of the antenna exceeds 6 dBi. In case of point-to-point operation, the limit has to be reduced by 1dB for every 3dB that the directional gain of the antenna exceeds 6dBi.

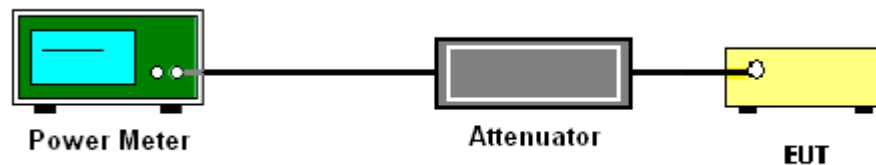
3.2.2 Measuring Instruments

The measuring equipment is listed in the section 4 of this test report.

3.2.3 Test Procedures

1. The testing follows the Measurement Procedure of ANSI C63.10-2013 clause 11.9.1.3 PKPM1 Peak power meter or ANSI C63.10-2013 clause 11.9.2.3.1 Method AVGPM method.
2. The RF output of EUT was connected to the power meter by RF cable and attenuator. The path loss was compensated to the results for each measurement.
3. Set to the maximum power setting and enable the EUT transmit continuously.
4. Measure the conducted output power and record the results in the test report.

3.2.4 Test Setup



3.2.5 Test Result of Peak Output Power

Please refer to Appendix A.

3.2.6 Test Result of Average Output Power (Reporting Only)

Please refer to Appendix A.

3.3 Power Spectral Density Measurement

3.3.1 Limit of Power Spectral Density

The peak power spectral density shall not be greater than 8dBm in any 3kHz band at any time interval of continuous transmission.

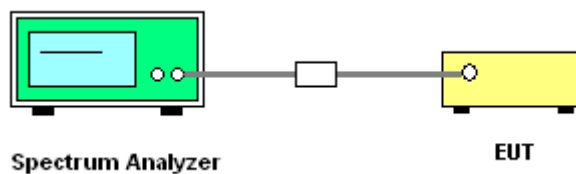
3.3.2 Measuring Instruments

The measuring equipment is listed in the section 4 of this test report.

3.3.3 Test Procedures

1. The testing follows Measurement Procedure of ANSI C63.10-2013 clause 11.10.2 Method PKPSD.
2. The RF output of EUT was connected to the spectrum analyzer by RF cable and attenuator. The path loss was compensated to the results for each measurement.
3. Set to the maximum power setting and enable the EUT transmit continuously.
4. Make the measurement with the spectrum analyzer's resolution bandwidth (RBW) = 3 kHz. Video bandwidth VBW = 10 kHz In order to make an accurate measurement, set the span to 1.5 times DTS Channel Bandwidth. (6dB BW)
5. Detector = peak, Sweep time = auto couple, Trace mode = max hold, Allow trace to fully stabilize. Use the peak marker function to determine the maximum power level.
6. Measure and record the results in the test report

3.3.4 Test Setup



3.3.5 Test Result of Power Spectral Density

Please refer to Appendix A.

3.4 Conducted Band Edges and Spurious Emission Measurement

3.4.1 Limit of Conducted Band Edges and Spurious Emission Measurement

In any 100 kHz bandwidth outside of the authorized frequency band, the emissions which fall in the non-restricted bands shall be attenuated at least 20 dB / 30dB relative to the maximum PSD level in 100 kHz by RF conducted measurement.

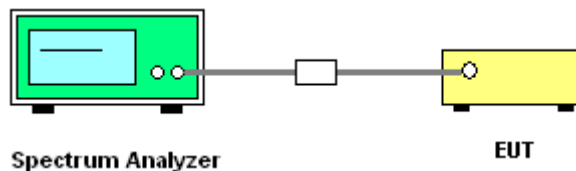
3.4.2 Measuring Instruments

The measuring equipment is listed in the section 4 of this test report.

3.4.3 Test Procedures

1. The testing follows ANSI C63.10-2013 clause 11.13
2. The RF output of EUT was connected to the spectrum analyzer by RF cable and attenuator. The path loss was compensated to the results for each measurement.
3. Set to the maximum power setting and enable the EUT transmit continuously.
4. Set RBW = 100 kHz, VBW=300 kHz, Peak Detector. Unwanted Emissions measured in any 100 kHz bandwidth outside of the authorized frequency band shall be attenuated by at least 20 dB relative to the maximum in-band peak PSD level in 100 kHz when maximum peak conducted output power procedure is used. If the transmitter complies with the conducted power limits based on the use of RMS averaging over a time interval, the attenuation required under this paragraph shall be 30 dB instead of 20 dB per 15.247(d).
5. Measure and record the results in the test report.
6. The RF fundamental frequency should be excluded against the limit line in the operating frequency band.

3.4.4 Test Setup

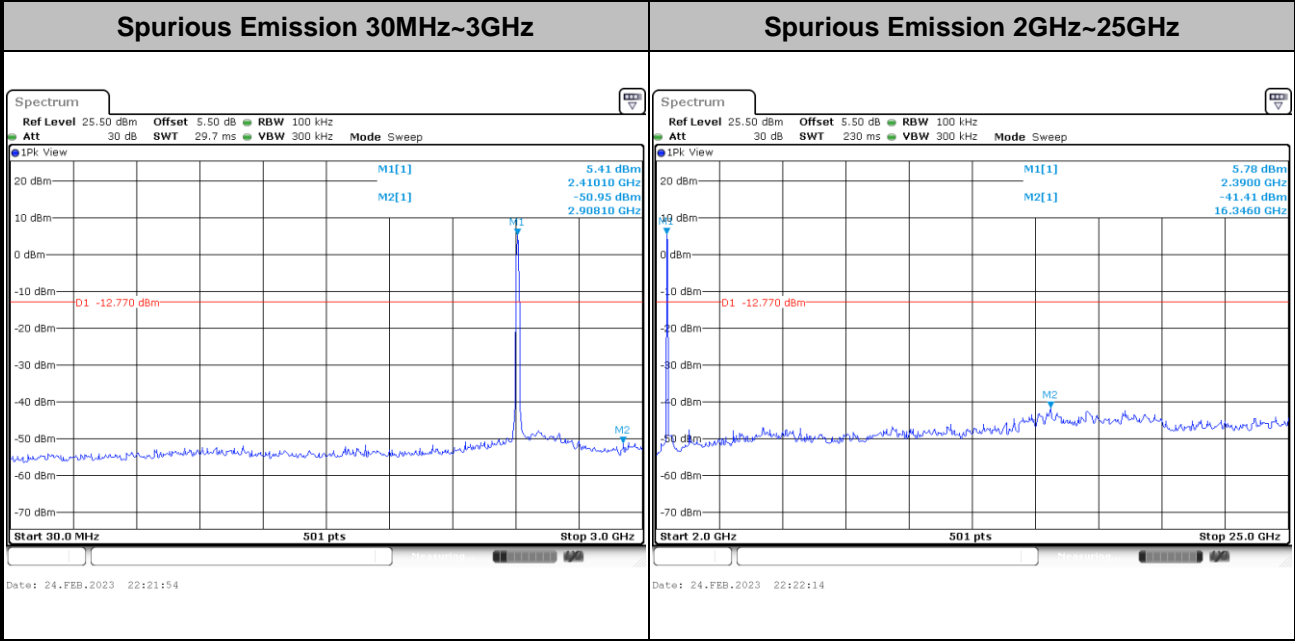
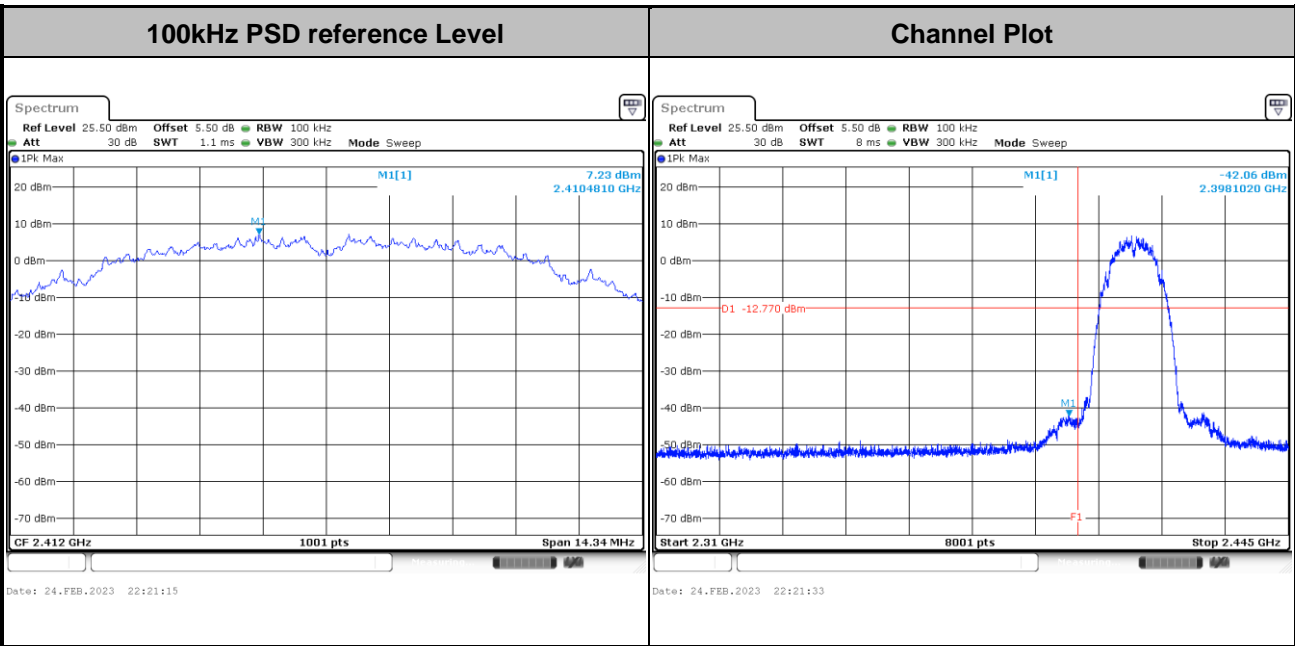




3.4.5 Test Result of Conducted Band Edges and Spurious Emission

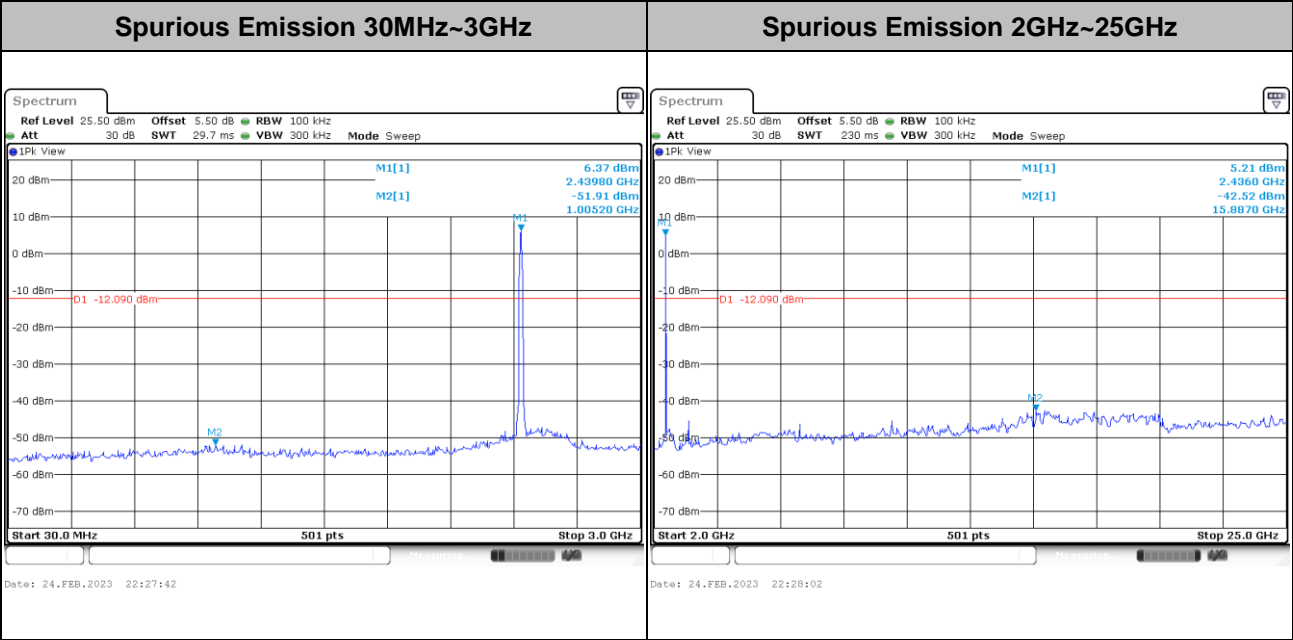
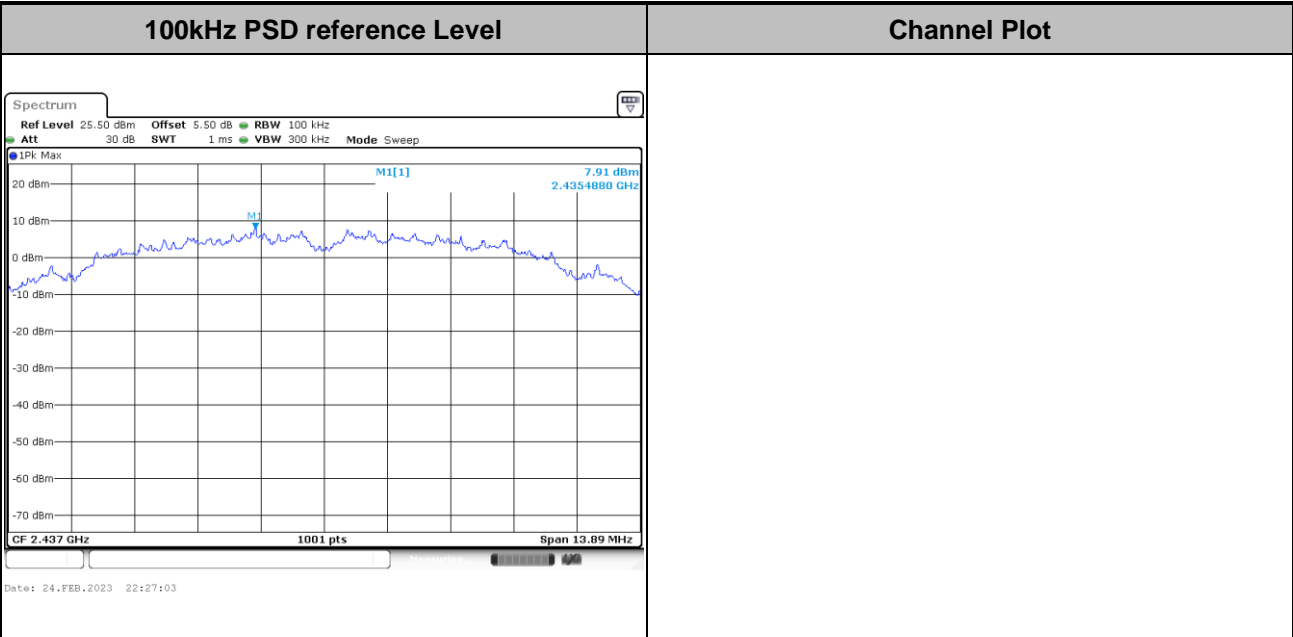
Test Engineer : Simle	Temperature :	19~21°C
	Relative Humidity :	44~46%

Test Mode :	802.11b	Test Channel :	01
-------------	---------	----------------	----



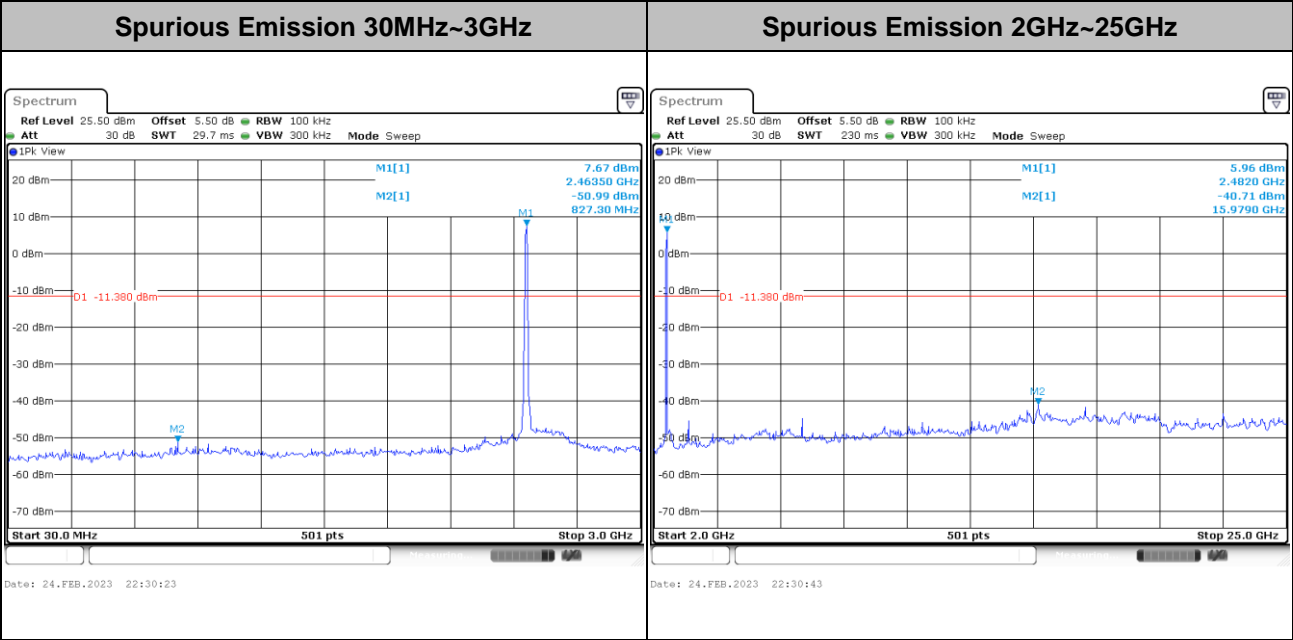
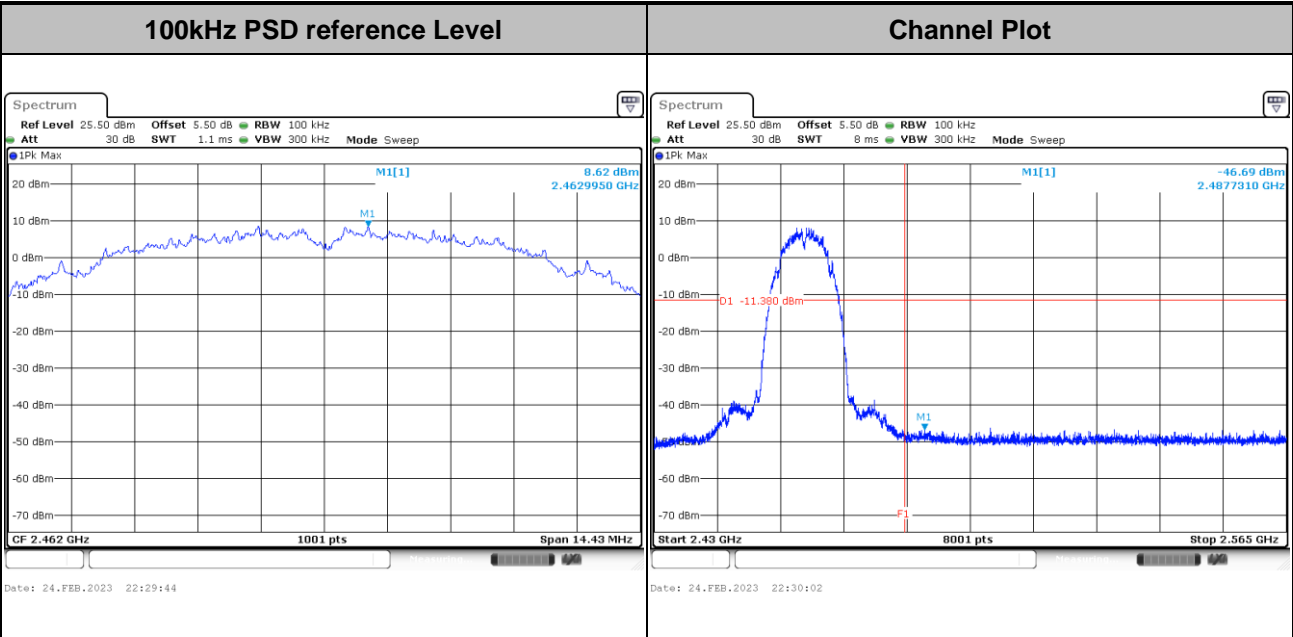


Test Mode :	802.11b	Test Channel :	06
-------------	---------	----------------	----



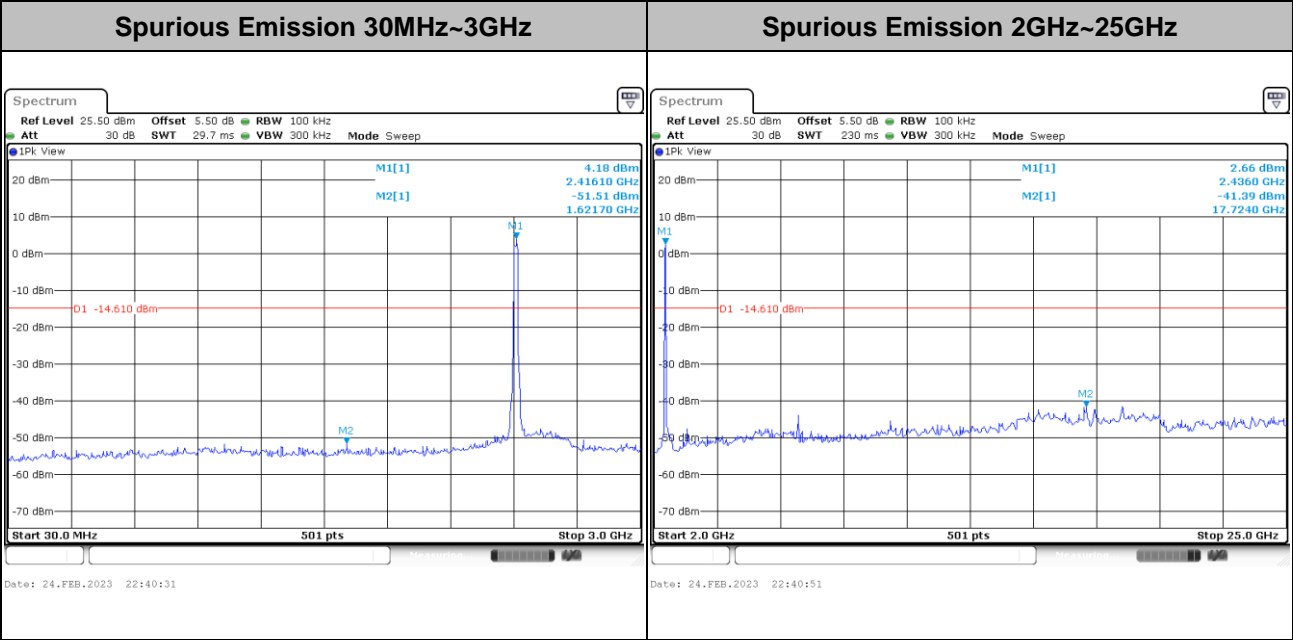
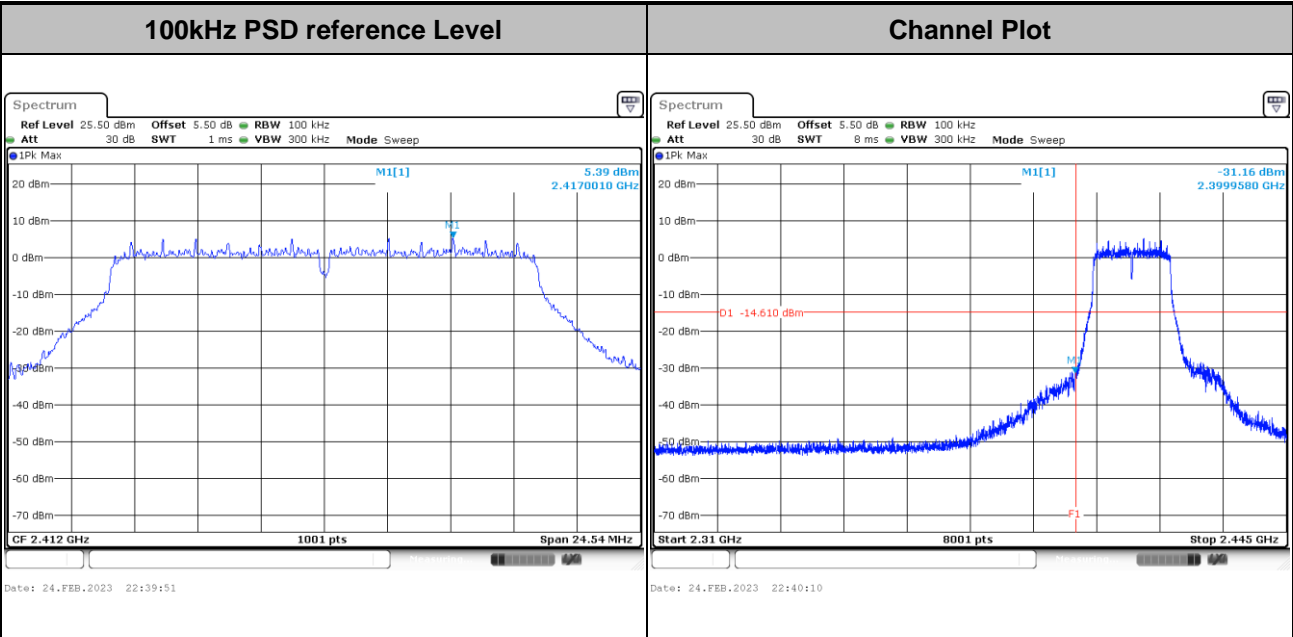


Test Mode :	802.11b	Test Channel :	11
-------------	---------	----------------	----



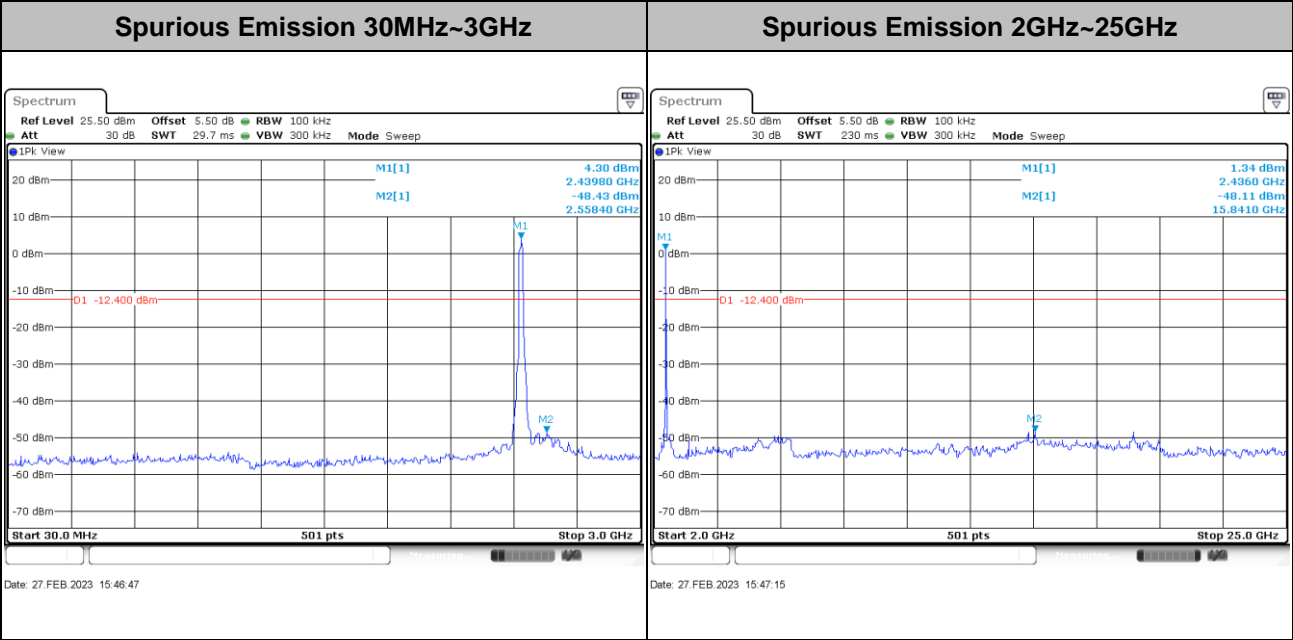
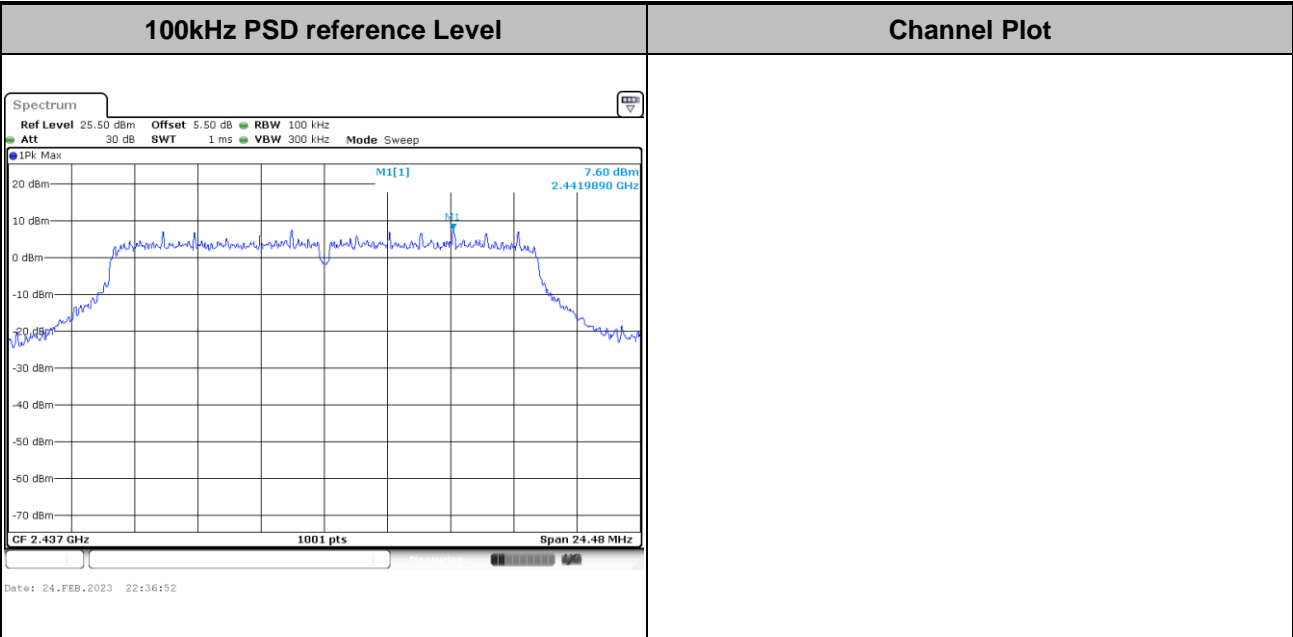


Test Mode :	802.11g	Test Channel :	01
-------------	---------	----------------	----



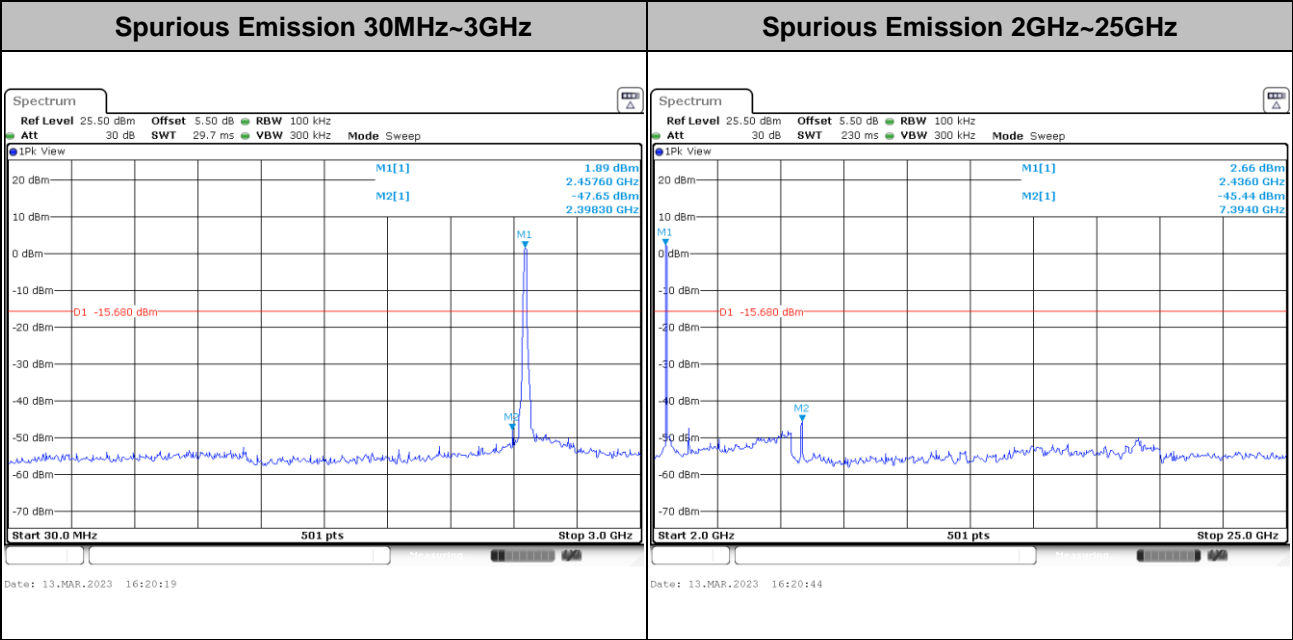
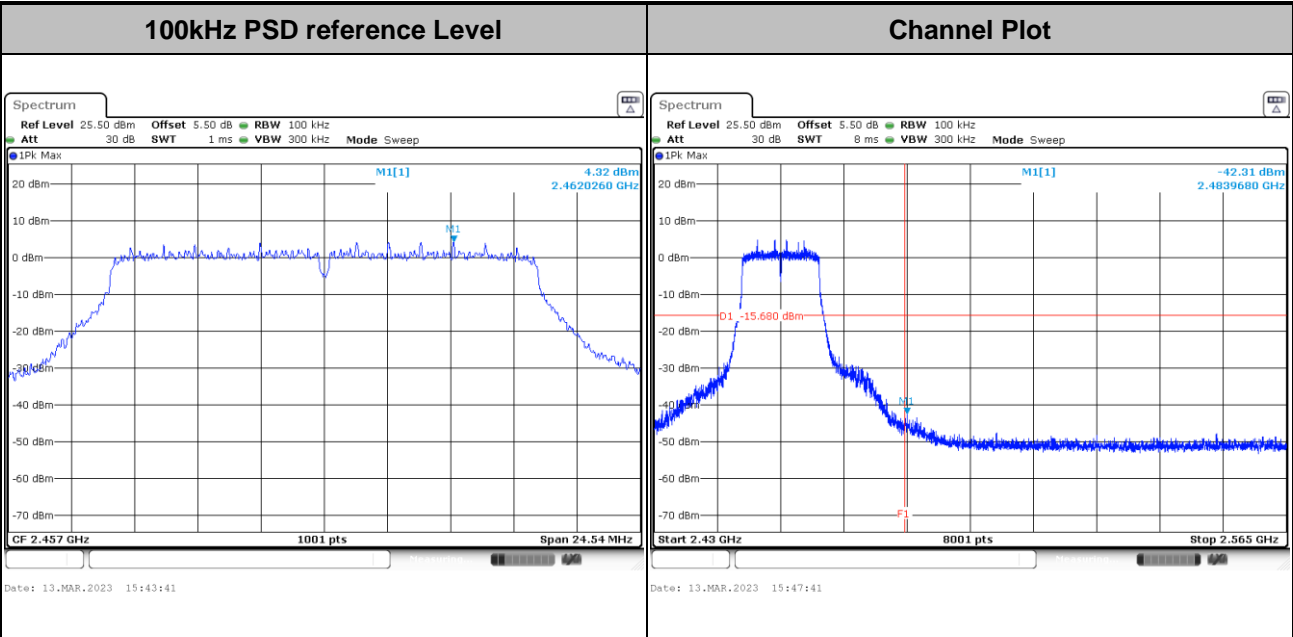


Test Mode :	802.11g	Test Channel :	06
-------------	---------	----------------	----



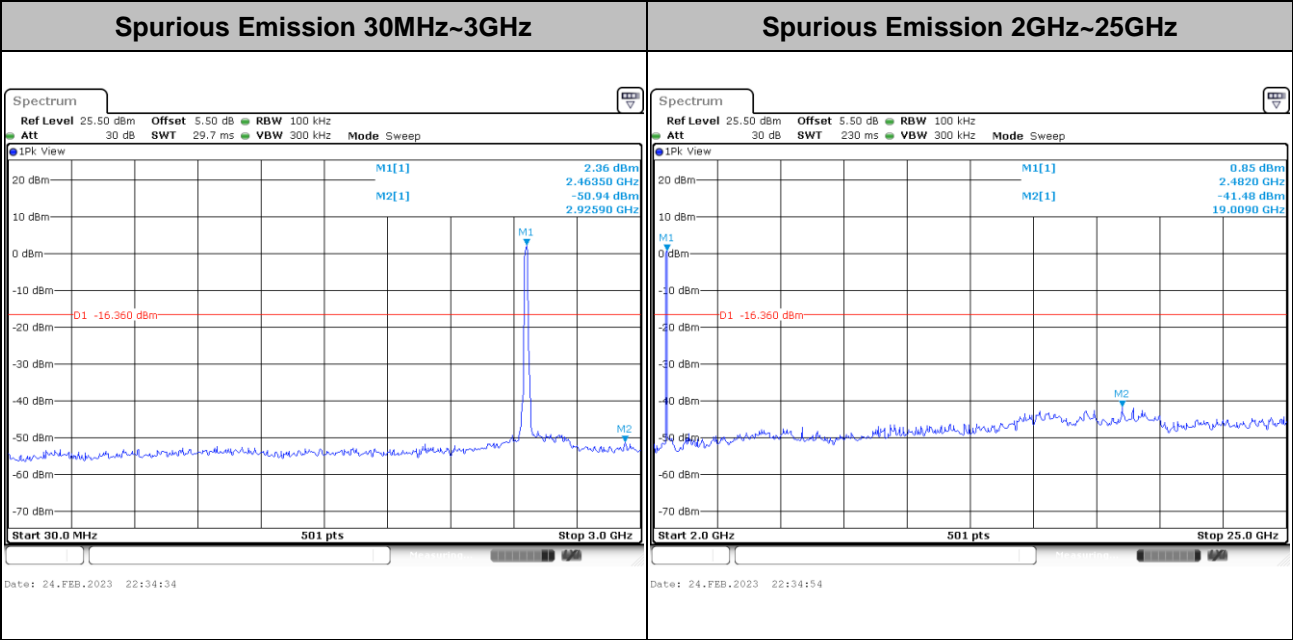
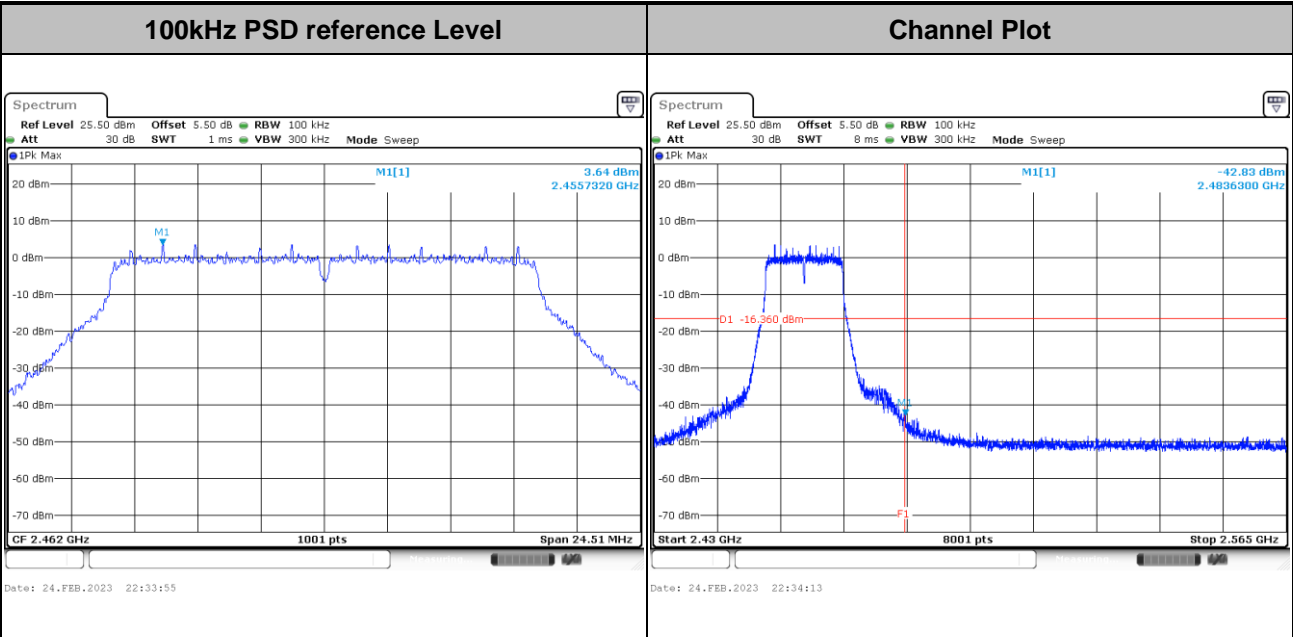


Test Mode :	802.11g	Test Channel :	10
-------------	---------	----------------	----



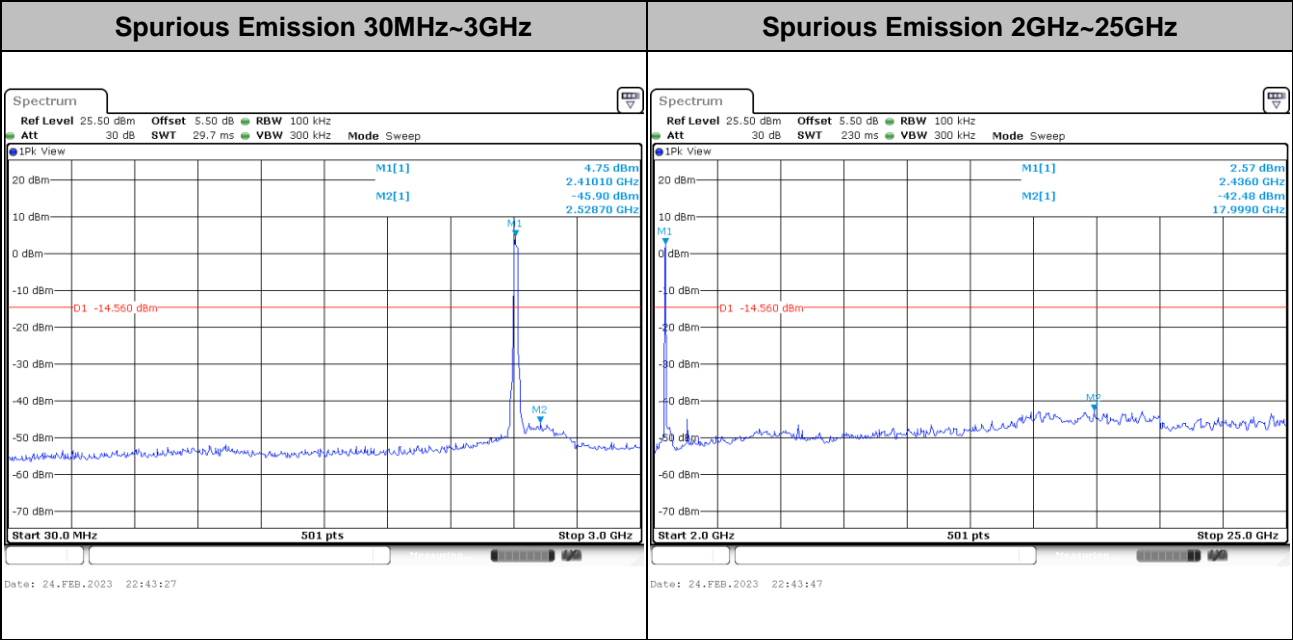
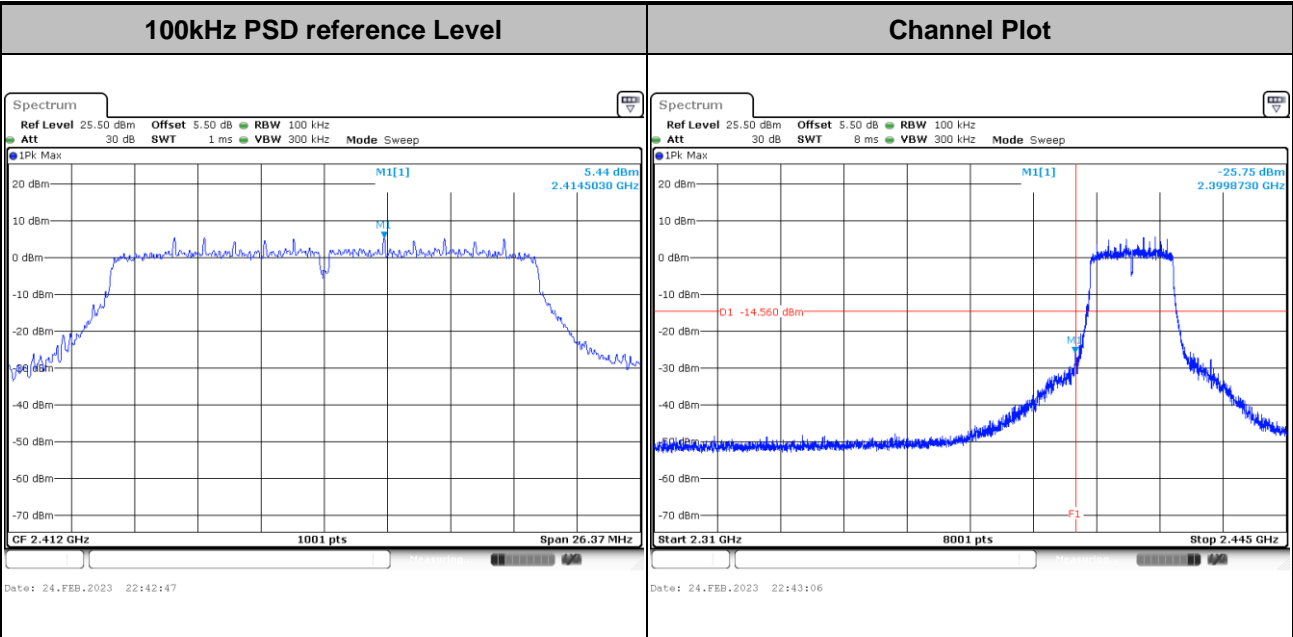


Test Mode :	802.11g	Test Channel :	11
-------------	---------	----------------	----



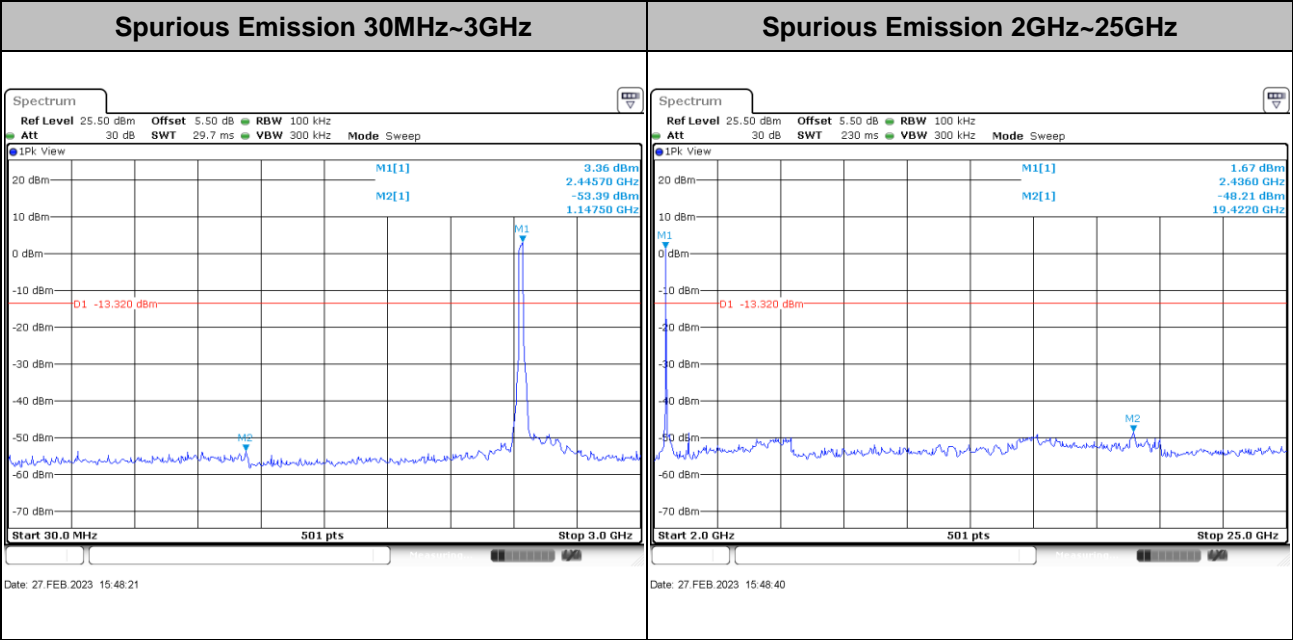
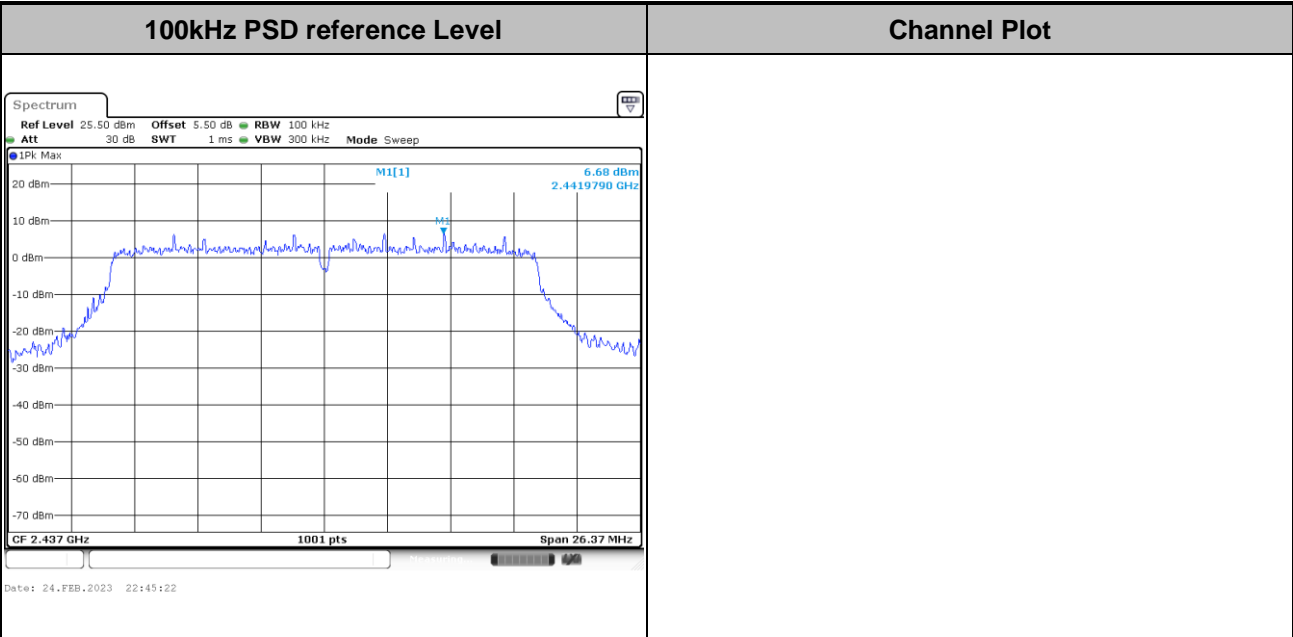


Test Mode : 802.11n HT20 Test Channel : 01





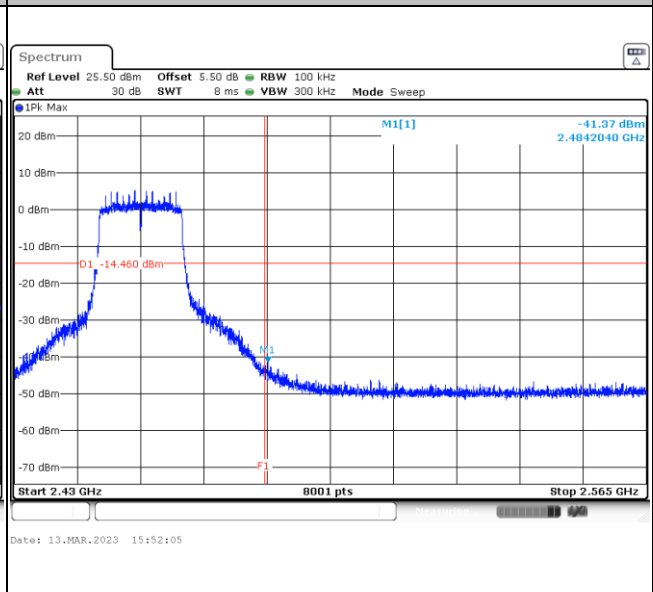
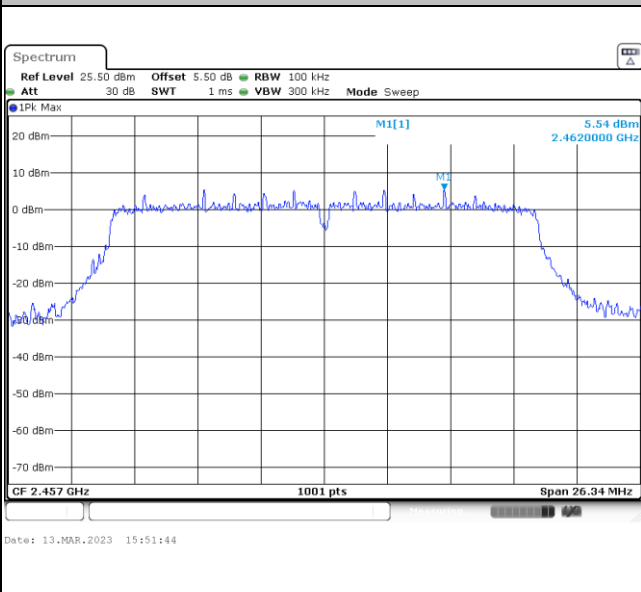
Test Mode :	802.11n HT20	Test Channel :	06
-------------	--------------	----------------	----



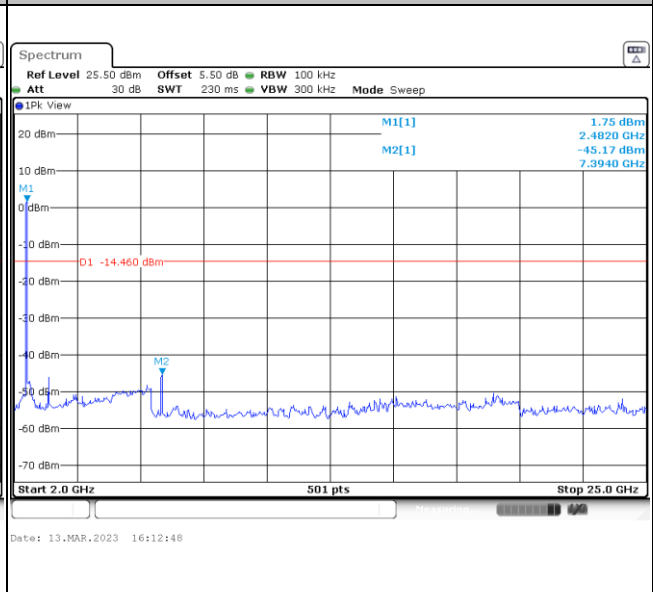
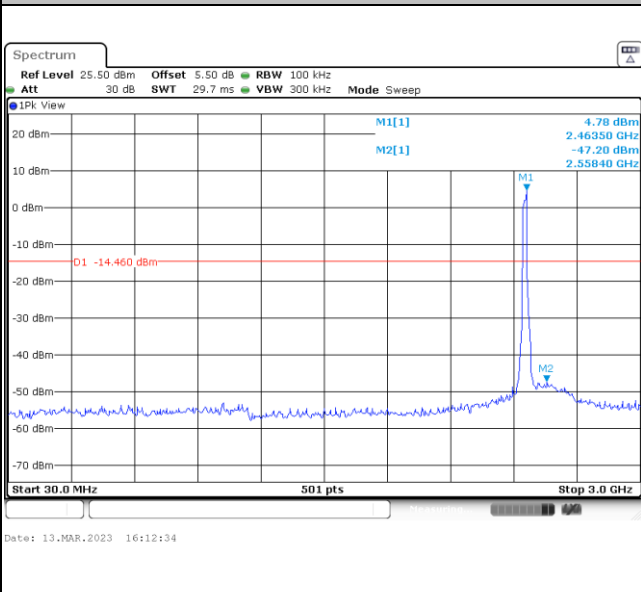


Test Mode :	802.11n HT20	Test Channel :	10
-------------	--------------	----------------	----

100kHz PSD reference Level	Channel Plot
-----------------------------------	---------------------

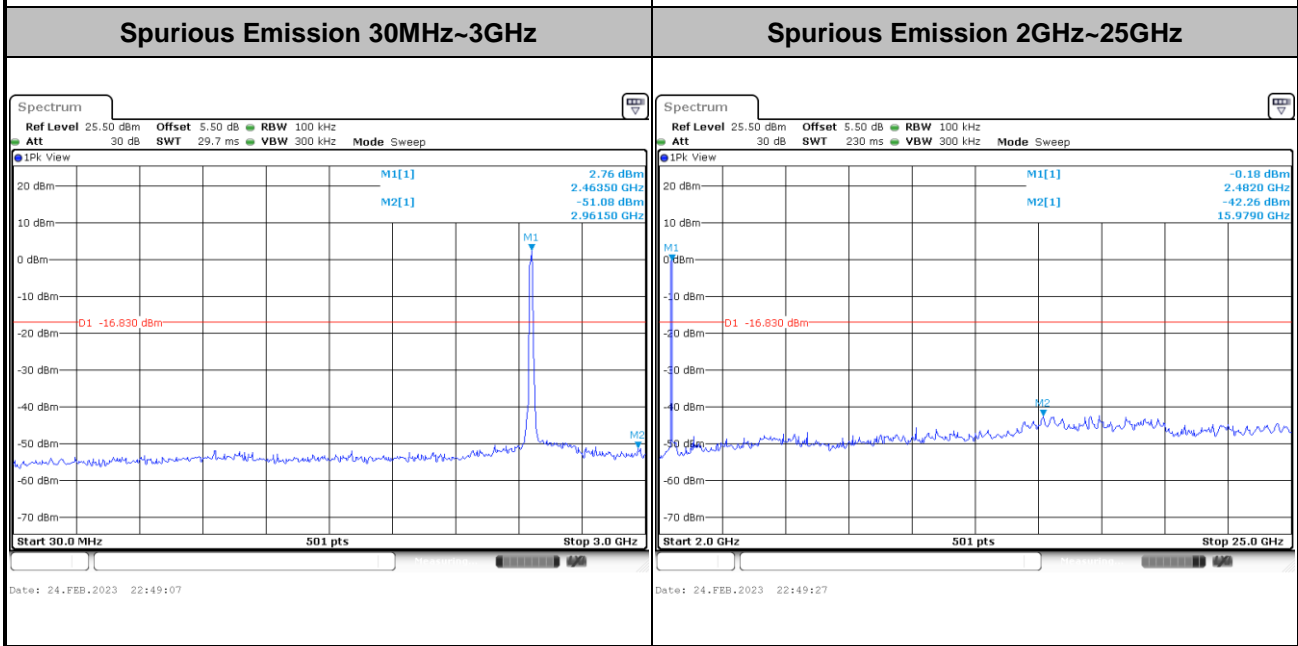
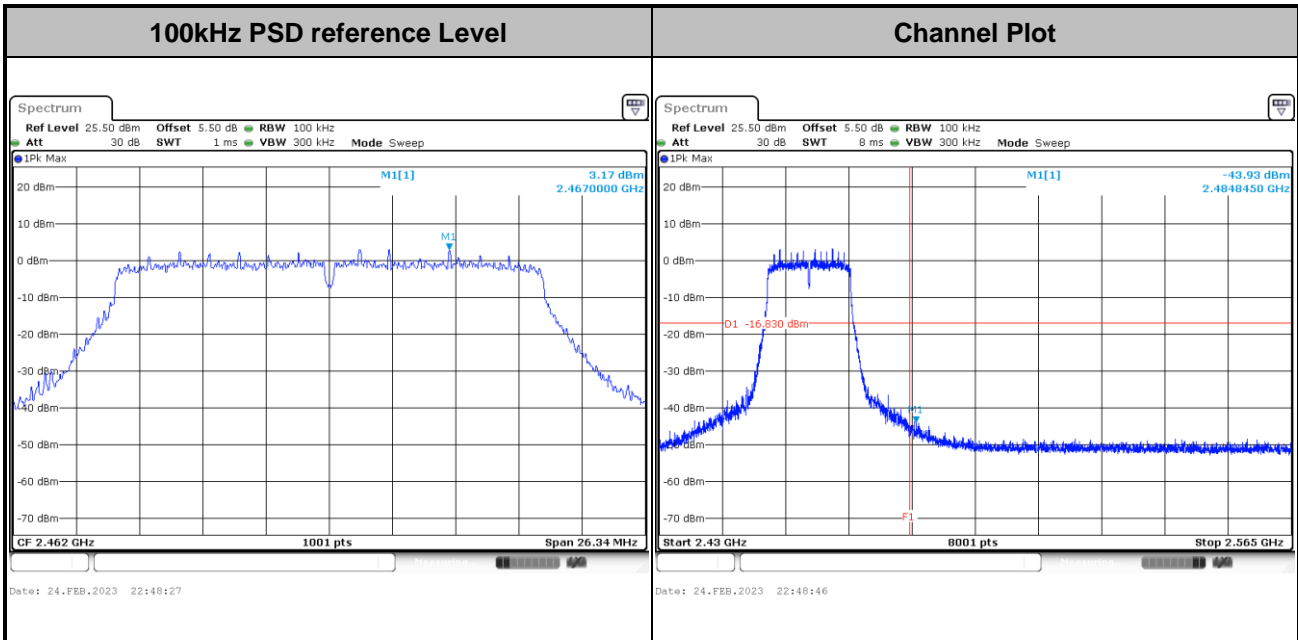


Spurious Emission 30MHz~3GHz	Spurious Emission 2GHz~25GHz
-------------------------------------	-------------------------------------





Test Mode :	802.11n HT20	Test Channel :	11
-------------	--------------	----------------	----





3.5 Radiated Band Edges and Spurious Emission Measurement

3.5.1 Limit of Radiated band edge and Spurious Emission Measurement

In any 100 kHz bandwidth outside the intentional radiator frequency band, all harmonics/spurious must be at least 20 dB below the highest emission level within the authorized band. If the output power of this device was measured by spectrum analyzer, the attenuation under this paragraph shall be 30 dB instead of 20 dB. In addition, radiated emissions which fall in the restricted bands must also comply with the limits as below.

Frequency (MHz)	Field Strength (microvolts/meter)	Measurement Distance (meters)
0.009 – 0.490	2400/F(kHz)	300
0.490 – 1.705	24000/F(kHz)	30
1.705 – 30.0	30	30
30 – 88	100	3
88 – 216	150	3
216 - 960	200	3
Above 960	500	3

3.5.2 Measuring Instruments

The measuring equipment is listed in the section 4 of this test report.

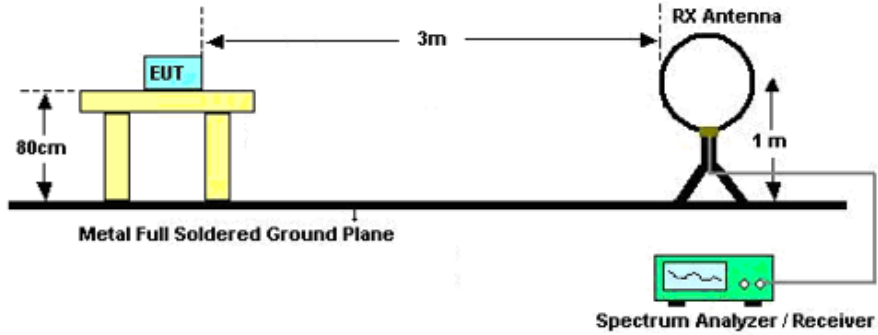


3.5.3 Test Procedures

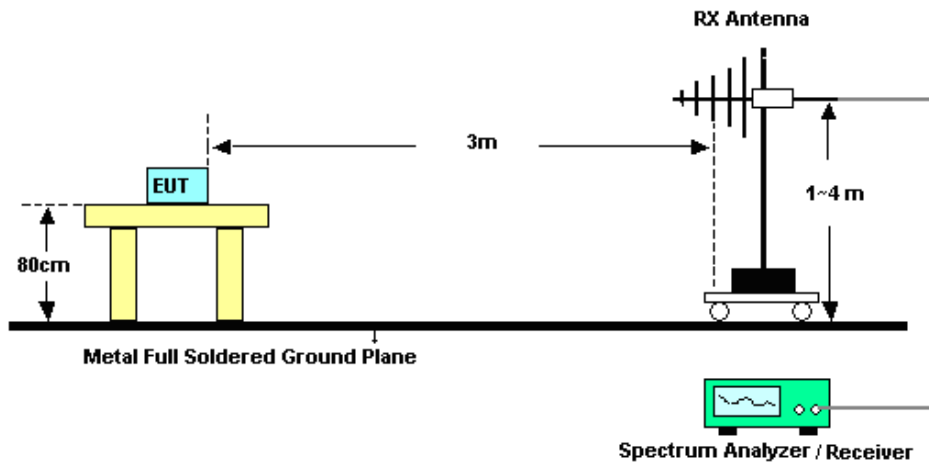
1. The testing follows ANSI C63.10-2013 clause 11.11 & 11.12
2. The EUT was arranged to its worst case and then tune the antenna tower (from 1 m to 4 m) and turntable (from 0 degree to 360 degrees) to find the maximum reading. A pre-amp and a high pass filter are used for the test in order to get better signal level.
3. The EUT was placed on a turntable with 0.8 meter for frequency below 1GHz and 1.5 meter for frequency above 1GHz respectively above ground.
4. The EUT was set 3 meters from the interference receiving antenna, which was mounted on the top of a variable height antenna tower.
5. Corrected Reading: Antenna Factor + Cable Loss + Read Level - Preamp Factor = Level
6. For testing below 1GHz, if the emission level of the EUT in peak mode was 3 dB lower than the limit specified, then peak values of EUT will be reported, otherwise, the emissions will be repeated one by one using the CISPR quasi-peak method and reported.
7. For testing above 1GHz, the emission level of the EUT in peak mode was 20dB lower than peak limit (that means the emission level in average mode also complies with the limit in average mode), then peak values of EUT will be reported, otherwise, the emissions will be measured in average mode again and reported.
8. Use the following spectrum analyzer settings:
 - (1) Span shall wide enough to fully capture the emission being measured;
 - (2) Set RBW=100 kHz for $f < 1$ GHz; VBW \geq RBW; Sweep = auto; Detector function = peak; Trace = max hold;
 - (3) Set RBW = 1 MHz, VBW= 3MHz for $f \geq 1$ GHz for peak measurement.
For average measurement:
 - VBW = 10 Hz, when duty cycle is no less than 98 percent.
 - VBW $\geq 1/T$, when duty cycle is less than 98 percent where T is the minimum transmission duration over which the transmitter is on and is transmitting at its maximum power control level for the tested mode of operation.

3.5.4 Test Setup

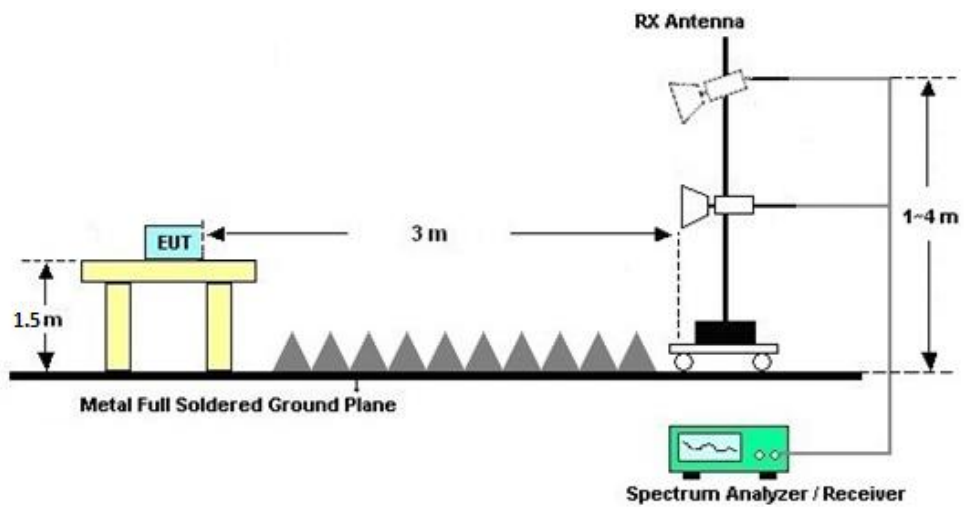
For radiated emissions below 30MHz



For radiated emissions from 30MHz to 1GHz



For radiated emissions above 1GHz





3.5.5 Test Results of Radiated Spurious Emissions (9kHz ~ 30MHz)

The low frequency, which started from 9 kHz to 30MHz, was pre-scanned and the result which was 20dB lower than the limit line was not reported.

There is a comparison data of both open-field test site and semi-Anechoic chamber, and the result came out very similar.

3.5.6 Test Result of Radiated Spurious at Band Edges

Please refer to Appendix C

3.5.7 Duty Cycle

Please refer to AppendixD

3.5.8 Test Result of Radiated Spurious Emission (30MHz ~ 10th Harmonic or 40GHz, whichever is lower)

Please refer to Appendix C.

3.6 AC Conducted Emission Measurement

3.6.1 Limit of AC Conducted Emission

For equipment that is designed to be connected to the public utility (AC) power line, the radio frequency voltage that is conducted back onto the AC power line on any frequency or frequencies within the band 150 kHz to 30 MHz shall not exceed the limits in the following table.

Frequency of Emission (MHz)	Conducted Limit (dB μ V)	
	Quasi-Peak	Average
0.15-0.5	66 to 56*	56 to 46*
0.5-5	56	46
5-30	60	50

*Decreases with the logarithm of the frequency.

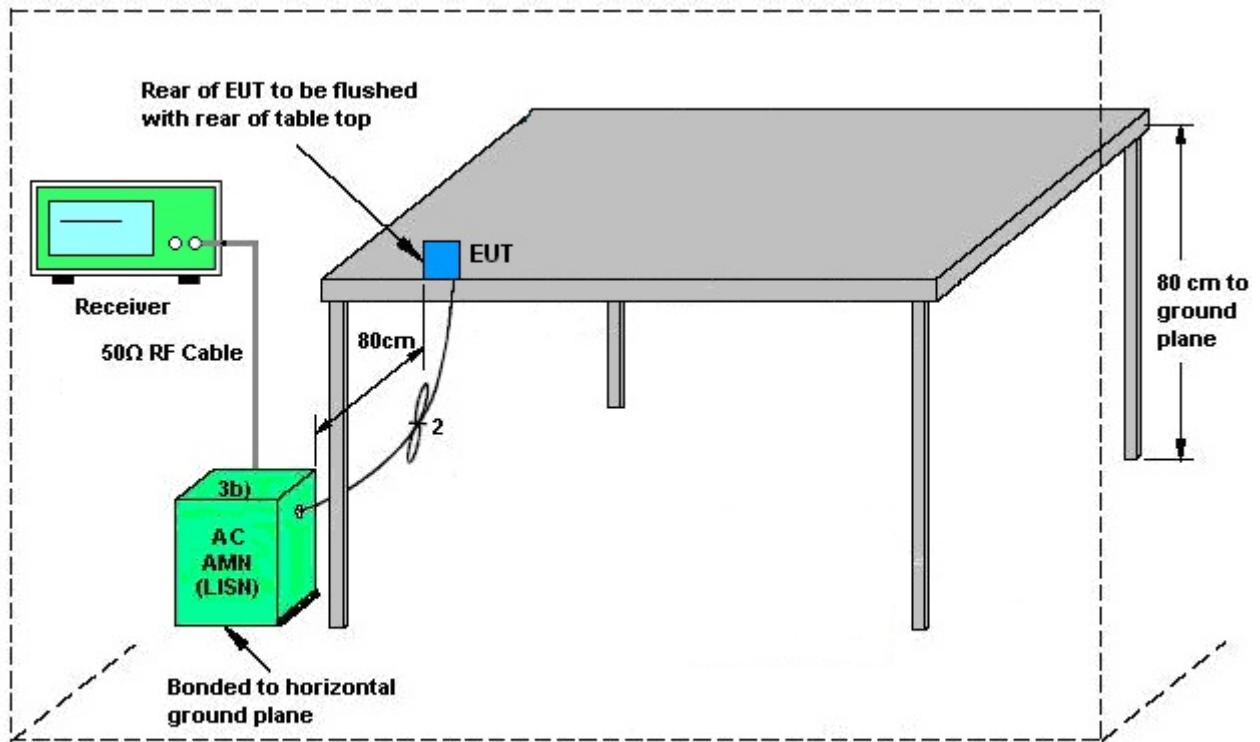
3.6.2 Measuring Instruments

The measuring equipment is listed in the section 4 of this test report.

3.6.3 Test Procedures

1. The EUT was placed 0.4 meter from the conducting wall of the shielding room, and it was kept at least 80 centimeters from any other grounded conducting surface.
2. Connect EUT to the power mains through a line impedance stabilization network (LISN).
3. All the support units are connecting to the other LISN.
4. The LISN provides 50 ohm coupling impedance for the measuring instrument.
5. The FCC states that a 50 ohm, 50 microhenry LISN should be used.
6. Both sides of AC line were checked for maximum conducted interference.
7. The frequency range from 150 kHz to 30 MHz was searched.
8. Set the test-receiver system to Peak Detect Function and specified bandwidth (IF bandwidth = 9kHz) with Maximum Hold Mode.

3.6.4 Test Setup



AMN = Artificial mains network (LISH)
 AE = Associated equipment
 EUT = Equipment under test
 ISN = Impedance stabilization network

3.6.5 Test Result of AC Conducted Emission

Please refer to Appendix B.



3.7 Antenna Requirements

3.7.1 Standard Applicable

If directional gain of transmitting Antennas is greater than 6dBi, the power shall be reduced by the same level in dB comparing to gain minus 6dBi. The use of a permanently attached Antenna or of an Antenna that uses a unique coupling to the intentional radiator shall be considered sufficient to comply with the rule.

3.7.2 Antenna Anti-Replacement Construction

Non-standard antenna connector is used.

3.7.3 Antenna Gain

The antenna peak gain of EUT is less than 6 dBi. Therefore, it is not necessary to reduce maximum peak output power limit.



4 List of Measuring Equipment

Instrument	Manufacturer	Model No.	Serial No.	Characteristics	Calibration Date	Test Date	Due Date	Remark
Spectrum Analyzer	R&S	FSV40	101040	10Hz~40GHz	Oct. 12, 2022	Feb 24, 2023~ Mar 13, 2023	Oct. 11, 2023	Conducted (TH01-KS)
Pulse Power Sensor	Anritsu	MA2411B	0917070	300MHz~40GHz	Jan. 05, 2023	Feb 24, 2023~ Mar 13, 2023	Jan. 04, 2024	Conducted (TH01-KS)
Power Meter	Anritsu	ML2495A	1005002	50MHz Bandwidth	Jan. 05, 2023	Feb 24, 2023~ Mar 13, 2023	Jan. 04, 2024	Conducted (TH01-KS)
EMI Test Receiver	Keysight	N9038A	MY56400004	3Hz~8.5GHz;Max 30dBm	Oct. 13, 2022	Feb. 23, 2023~ Feb. 27, 2023	Oct. 12, 2023	Radiation (03CH05-KS)
EXA Spectrum Analyzer	Keysight	N9010A	MY55150244	10Hz~44G,MAX 30dB	Mar. 24, 2022	Feb. 23, 2023~ Feb. 27, 2023	Mar. 23, 2023	Radiation (03CH05-KS)
Loop Antenna	R&S	HFH2-Z2	100321	9kHz~30MHz	Oct. 16, 2022	Feb. 23, 2023~ Feb. 27, 2023	Oct. 15, 2023	Radiation (03CH05-KS)
Bilog Antenna	TeseQ	CBL6111D	49922	30MHz~1GHz	May. 24, 2022	Feb. 23, 2023~ Feb. 27, 2023	May. 23, 2023	Radiation (03CH05-KS)
Double Ridge Horn Antenna	ETS-Lindgren	3117	00218642	1GHz~18GHz	Apr. 18, 2022	Feb. 23, 2023~ Feb. 27, 2023	Apr. 17, 2023	Radiation (03CH05-KS)
SHF-EHF Horn	Com-power	AH-840	101070	18GHz~40GHz	Jan. 04, 2023	Feb. 23, 2023~ Feb. 27, 2023	Jan. 03, 2024	Radiation (03CH05-KS)
Amplifier	SONOMA	310N	380826	9KHz~1GHz	Jul. 11, 2022	Feb. 23, 2023~ Feb. 27, 2023	Jul. 10, 2023	Radiation (03CH05-KS)
Amplifier	MITEQ	EM18G40GGA	060728	18~40GHz	Jan. 04, 2023	Feb. 23, 2023~ Feb. 27, 2023	Jan. 03, 2024	Radiation (03CH05-KS)
high gain Amplifier	EM	EM01G18GA	060839	1Ghz~18Ghz	Oct. 12, 2022	Feb. 23, 2023~ Feb. 27, 2023	Oct. 11, 2023	Radiation (03CH05-KS)
Amplifier	EM	EM01G18GA	060833	1Ghz~18Ghz	Jan. 04, 2023	Feb. 23, 2023~ Feb. 27, 2023	Jan. 03, 2024	Radiation (03CH05-KS)
AC Power Source	Chroma	61601	F104090004	N/A	NCR	Feb. 23, 2023~ Feb. 27, 2023	NCR	Radiation (03CH05-KS)
Turn Table	ChamPro	EM 1000-T	060762-T	0~360 degree	NCR	Feb. 23, 2023~ Feb. 27, 2023	NCR	Radiation (03CH05-KS)
Antenna Mast	ChamPro	EM 1000-A	060762-A	1 m~4 m	NCR	Feb. 23, 2023~ Feb. 27, 2023	NCR	Radiation (03CH05-KS)
EMI Receiver	R&S	ESCI7	100768	9kHz~7GHz;	May. 24, 2022	Mar. 02, 2023	May. 23, 2023	Conduction (CO01-KS)
AC LISN (for auxiliary equipment)	MessTec	AN3016	060103	9kHz~30MHz	Oct. 13, 2022	Mar. 02, 2023	Oct. 12, 2023	Conduction (CO01-KS)
AC LISN	R&S	ENV216	100334	9kHz~30MHz	May. 24, 2022	Mar. 02, 2023	May. 23, 2023	Conduction (CO01-KS)
AC Power Source	Chroma	61602	ABP000000811	AC 0V~300V, 45Hz~1000Hz	Oct. 12, 2022	Mar. 02, 2023	Oct. 12, 2023	Conduction (CO01-KS)

NCR: No Calibration Required



5 Uncertainty of Evaluation

The measurement uncertainties shown below were calculated in accordance with the requirements of ANSI 63.10-2013. All the measurement uncertainty value were shown with a coverage K=2 to indicate 95% level of confidence. The measurement data show herein meets or exceeds the CISPR measurement uncertainty values specified in CISPR 16-4-2 and can be compared directly to specified limit to determine compliance.

Uncertainty of Conducted Measurement

Test Item	Uncertainty
Conducted Power	±0.46 dB
Conducted Emissions	±0.48 dB
Occupied Channel Bandwidth	±0.001 %
Conducted Power Spectral Density	±0.40 dB

Uncertainty of Conducted Emission Measurement (150kHz ~ 30MHz)

Measuring Uncertainty for a Level of Confidence of 95% (U = 2Uc(y))	2.78 dB
---	---------

Uncertainty of Radiated Emission Measurement (30 MHz ~ 1000 MHz)

Measuring Uncertainty for a Level of Confidence of 95% (U = 2Uc(y))	5.0 dB
---	--------

Uncertainty of Radiated Emission Measurement (1000 MHz ~ 18000 MHz)

Measuring Uncertainty for a Level of Confidence of 95% (U = 2Uc(y))	5.0 dB
---	--------

Uncertainty of Radiated Emission Measurement (18000 MHz ~ 40000 MHz)

Measuring Uncertainty for a Level of Confidence of 95% (U = 2Uc(y))	5.0 dB
---	--------

----- THE END -----



Appendix A. Conducted Test Results

A1. Conducted Test Results

Test Engineer:	Jiang Jun	Temperature:	21~25	°C
Test Date:	2023/2/24	Relative Humidity:	51~54	%

TEST RESULTS DATA
6dB and 99% Occupied Bandwidth

2.4GHz Band Single Antenna								
Mod.	Data Rate	NTX	CH.	Freq. (MHz)	99% Occupied BW (MHz)	6dB BW (MHz)	6dB BW Limit (MHz)	Pass/Fail
					Ant1	Ant1		
11b	1Mbps	1	1	2412	13.04	9.56	0.50	Pass
11b	1Mbps	1	6	2437	13.09	9.26	0.50	Pass
11b	1Mbps	1	11	2462	13.04	9.62	0.50	Pass
11g	6Mbps	1	1	2412	17.03	16.36	0.50	Pass
11g	6Mbps	1	6	2437	17.43	16.32	0.50	Pass
11g	6Mbps	1	10	2457	16.88	16.36	0.50	Pass
11g	6Mbps	1	11	2462	16.98	16.34	0.50	Pass
HT20	MCS0	1	1	2412	18.03	17.58	0.50	Pass
HT20	MCS0	1	6	2437	18.13	17.58	0.50	Pass
HT20	MCS0	1	10	2457	17.93	17.56	0.50	Pass
HT20	MCS0	1	11	2462	17.93	17.56	0.50	Pass

TEST RESULTS DATA
Peak Output Power

2.4GHz Band Single Antenna																
Mod.	Data Rate	NTX	CH.	Freq. (MHz)	Peak Conducted Power (dBm)			Conducted Power Limit (dBm)		DG (dBi)		EIRP Power (dBm)		EIRP Power Limit (dBm)		Pass /Fail
					Ant1	Ant2	SUM	Ant1	Ant2	Ant1	Ant2	Ant1	Ant2	Ant1	Ant2	
11b	1Mbps	1	1	2412	18.69	-		30.00	-	1.57	-	20.26	-	36.00	-	Pass
11b	1Mbps	1	6	2437	18.58	-		30.00	-	1.57	-	20.15	-	36.00	-	Pass
11b	1Mbps	1	11	2462	19.96	-		30.00	-	1.57	-	21.53	-	36.00	-	Pass
11g	6Mbps	1	1	2412	26.42	-		30.00	-	1.57	-	27.99	-	36.00	-	Pass
11g	6Mbps	1	6	2437	27.03	-		30.00	-	1.57	-	28.60	-	36.00	-	Pass
11g	6Mbps	1	10	2457	26.22	-		30.00	-	1.57	-	27.79	-	36.00	-	Pass
11g	6Mbps	1	11	2462	25.57	-		30.00	-	1.57	-	27.14	-	36.00	-	Pass
HT20	MCS0	1	1	2412	26.46	-		30.00	-	1.57	-	28.03	-	36.00	-	Pass
HT20	MCS0	1	6	2437	26.92	-		30.00	-	1.57	-	28.49	-	36.00	-	Pass
HT20	MCS0	1	10	2457	26.29	-		30.00	-	1.57	-	27.86	-	36.00	-	Pass
HT20	MCS0	1	11	2462	25.48	-		30.00	-	1.57	-	27.05	-	36.00	-	Pass

TEST RESULTS DATA
Average Output Power

2.4GHz Band Single Antenna																		
Mod.	Data Rate	NTX	CH.	Freq. (MHz)	Duty Factor (dB)		Average Conducted Power with duty factor (dBm)			Conducted Power Limit (dBm)		DG (dBi)		EIRP Power (dBm)		EIRP Power Limit (dBm)		Pass /Fail
					Ant 1	Ant 2	Ant1	Ant2	SUM	Ant1	Ant2	Ant1	Ant2	Ant1	Ant2	Ant1	Ant2	
11b	1Mbps	1	1	2412	0.00		16.03	-		30.00	-	1.57	-	17.60	-	36.00	-	Pass
11b	1Mbps	1	6	2437	0.00		15.85	-		30.00	-	1.57	-	17.42	-	36.00	-	Pass
11b	1Mbps	1	11	2462	0.00		17.17	-		30.00	-	1.57	-	18.74	-	36.00	-	Pass
11g	6Mbps	1	1	2412	0.00		17.11	-		30.00	-	1.57	-	18.68	-	36.00	-	Pass
11g	6Mbps	1	6	2437	0.00		19.06	-		30.00	-	1.57	-	20.63	-	36.00	-	Pass
11g	6Mbps	1	10	2457	0.00		16.82	-		30.00	-	1.57	-	18.39	-	36.00	-	Pass
11g	6Mbps	1	11	2462	0.00		15.12	-		30.00	-	1.57	-	16.69	-	36.00	-	Pass
HT20	MCS0	1	1	2412	0.00		17.30	-		30.00	-	1.57	-	18.87	-	36.00	-	Pass
HT20	MCS0	1	6	2437	0.00		18.06	-		30.00	-	1.57	-	19.63	-	36.00	-	Pass
HT20	MCS0	1	10	2457	0.00		16.91	-		30.00	-	1.57	-	18.48	-	36.00	-	Pass
HT20	MCS0	1	11	2462	0.00		14.71	-		30.00	-	1.57	-	16.28	-	36.00	-	Pass

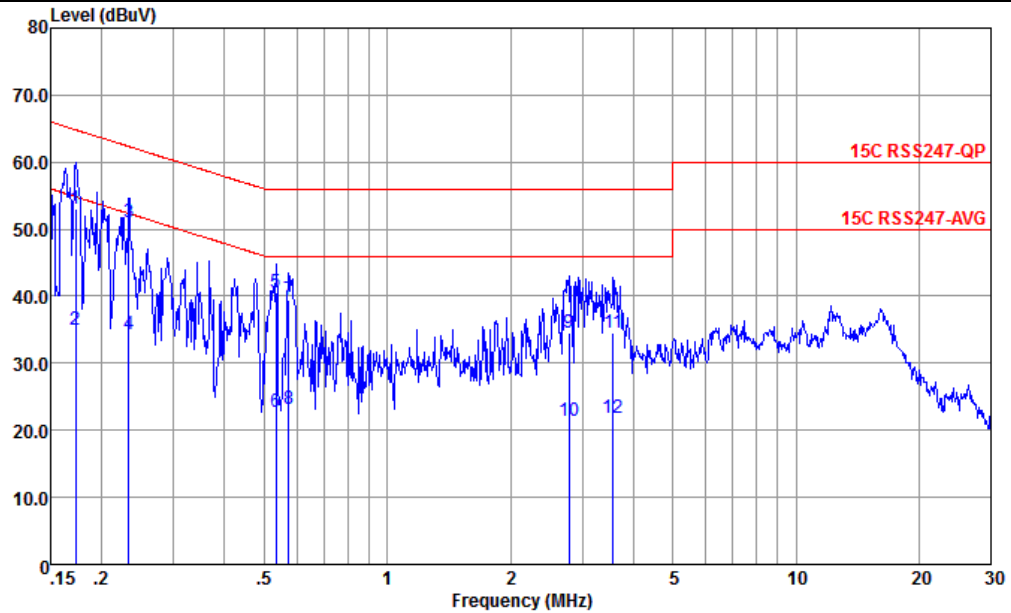
TEST RESULTS DATA
Peak Power Spectral Density

2.4GHz Band Single Antenna										
Mod.	Data Rate	NTX	CH.	Freq. (MHz)	Peak PSD (dBm/3kHz)		DG (dBi)	Peak PSD Limit (dBm/3kHz)		Pass/Fail
					Ant1	Worse + 3.01		Ant1	Ant1	
11b	1Mbps	1	1	2412	-6.32		1.57	8.00	Pass	
11b	1Mbps	1	6	2437	-6.86		1.57	8.00	Pass	
11b	1Mbps	1	11	2462	-5.96		1.57	8.00	Pass	
11g	6Mbps	1	1	2412	-8.67		1.57	8.00	Pass	
11g	6Mbps	1	6	2437	-6.21		1.57	8.00	Pass	
11g	6Mbps	1	10	2457	-9.41		1.57	8.00	Pass	
11g	6Mbps	1	11	2462	-10.25		1.57	8.00	Pass	
HT20	MCS0	1	1	2412	-7.81		1.57	8.00	Pass	
HT20	MCS0	1	6	2437	-6.58		1.57	8.00	Pass	
HT20	MCS0	1	10	2457	-7.82		1.57	8.00	Pass	
HT20	MCS0	1	11	2462	-9.71		1.57	8.00	Pass	



Appendix B. AC Conducted Emission Test Results

Test Engineer :	Amos	Temperature :	25.3~26.2°C
		Relative Humidity :	38~40%
Test Voltage :	120Vac / 60Hz	Phase :	Line
Remark :	All emissions not reported here are more than 10 dB below the prescribed limit.		

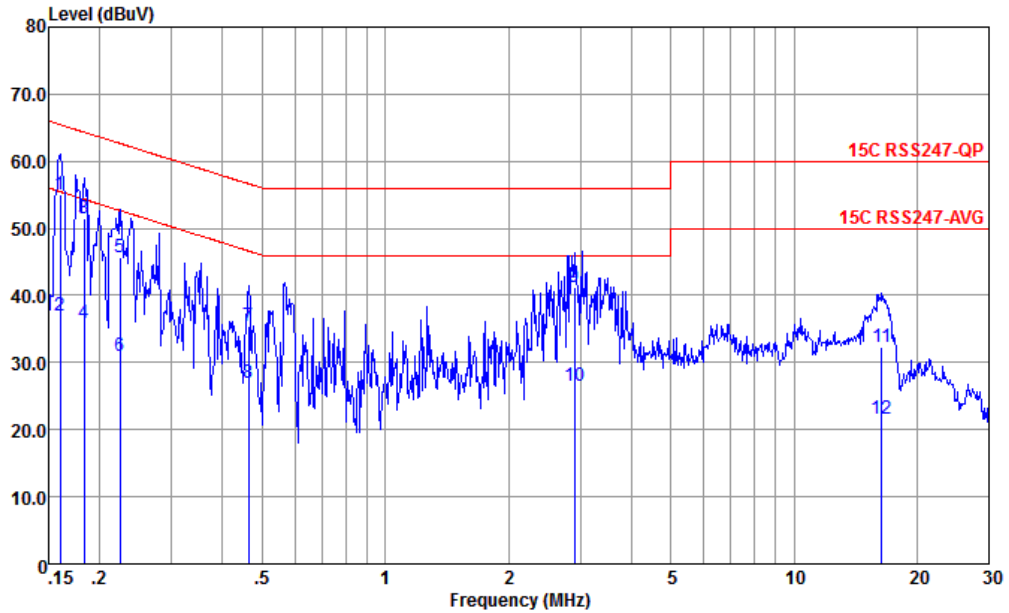


Site : CO01-KS
 Condition : 15C RSS247-QP LISN-060105-LINE LINE
 Project : (FR) 310905

	Freq	Level	Limit	Limit	Read	LISN	Cable	Remark
	MHz	dBuV	dB	dBuV	dBuV	dB	dB	
1	0.173	52.97	-11.84	64.81	42.49	0.05	10.43	QP
2	0.173	35.07	-19.74	54.81	24.59	0.05	10.43	Average
3 *	0.233	50.93	-11.42	62.35	40.50	0.04	10.39	QP
4	0.233	34.23	-18.12	52.35	23.80	0.04	10.39	Average
5	0.535	40.66	-15.34	56.00	30.50	-0.04	10.20	QP
6	0.535	22.76	-23.24	46.00	12.60	-0.04	10.20	Average
7	0.573	39.44	-16.56	56.00	29.30	-0.05	10.19	QP
8	0.573	23.24	-22.76	46.00	13.10	-0.05	10.19	Average
9	2.779	34.45	-21.55	56.00	24.49	-0.10	10.06	QP
10	2.779	21.45	-24.55	46.00	11.49	-0.10	10.06	Average
11	3.565	34.55	-21.45	56.00	24.60	-0.11	10.06	QP
12	3.565	21.75	-34.25	56.00	11.80	-0.11	10.06	QP



Test Engineer :	Amos	Temperature :	25.3~26.2°C
		Relative Humidity :	38~40%
Test Voltage :	120Vac / 60Hz	Phase :	Neutral
Remark :	All emissions not reported here are more than 10 dB below the prescribed limit.		



Site : CO01-KS
 Condition : 15C RSS247-QP LISN-060105-NEUTRAL NEUTRAL

	Freq	Level	Over	Limit	Read	LISN	Cable	Remark
	MHz	dBuV	Limit	Line	Level	Factor	Loss	
			dB	dBuV	dBuV	dB	dB	
1 *	0.160	55.06	-10.41	65.47	44.60	0.03	10.43	QP
2	0.160	37.06	-18.41	55.47	26.60	0.03	10.43	Average
3	0.183	51.57	-12.76	64.33	41.11	0.04	10.42	QP
4	0.183	35.97	-18.36	54.33	25.51	0.04	10.42	Average
5	0.224	45.62	-17.04	62.66	35.20	0.02	10.40	QP
6	0.224	31.02	-21.64	52.66	20.60	0.02	10.40	Average
7	0.464	35.36	-21.27	56.63	25.20	-0.08	10.24	QP
8	0.464	26.96	-19.67	46.63	16.80	-0.08	10.24	Average
9	2.900	41.13	-14.87	56.00	31.20	-0.13	10.06	QP
10	2.900	26.43	-19.57	46.00	16.50	-0.13	10.06	Average
11	16.398	32.25	-27.75	60.00	21.20	-0.21	11.26	QP
12	16.398	21.65	-28.35	50.00	10.60	-0.21	11.26	Average

Note:

- Level(dBμV) = Read Level(dBμV) + LISN Factor(dB) + Cable Loss(dB)
- Over Limit(dB) = Level(dBμV) – Limit Line(dBμV)



Appendix C. Radiated Spurious Emission Test Data

Band	Channel	Power setting
11b Tx	CH01	15
11b Tx	CH06	14
11b Tx	CH11	10
11g Tx	CH01	10
11g Tx	CH06	0
11g Tx	CH10	12
11g Tx	CH11	18
11n(20M) Tx	CH01	5
11n(20M) Tx	CH06	0
11n(20M) Tx	CH10	6
11n(20M) Tx	CH11	16



Radiated Spurious Emission Test Modes

Mode	Band (MHz)	Modulation	Channel	Frequency	Data Rate	Remark
Mode 1	2400-2483.5	802.11b	01	2412	1Mbps	-
Mode 2	2400-2483.5	802.11b	06	2437	1Mbps	-
Mode 3	2400-2483.5	802.11b	11	2462	1Mbps	-
Mode 4	2400-2483.5	802.11g	01	2412	6Mbps	-
Mode 5	2400-2483.5	802.11g	06	2437	6Mbps	-
Mode 6	2400-2483.5	802.11g	10	2457	6Mbps	-
Mode 7	2400-2483.5	802.11g	11	2462	6Mbps	-
Mode 8	2400-2483.5	802.11n HT20	01	2412	MCS0	-
Mode 9	2400-2483.5	802.11n HT20	06	2437	MCS0	-
Mode 10	2400-2483.5	802.11n HT20	10	2457	MCS0	-
Mode 11	2400-2483.5	802.11n HT20	11	2462	MCS0	-
Mode 12	2400-2483.5	802.11g	01	2412	6Mbps	LF

Summary of each worse mode

Mode	Modulation	Ch.	Freq. (MHz)	Level (dBuV/m)	Limit (dBuV/m)	Margin (dB)	Pol.	Peak Avg.	Result	Remark
1	802.11b	01	2389.95	44.97	54.00	-9.03	H	AVERAGE	Pass	Band Edge
1	802.11b	01	4824.00	50.87	54.00	-3.13	H	AVERAGE	Pass	Harmonic
2	802.11b	06	4874.00	50.71	54.00	-3.29	H	AVERAGE	Pass	Harmonic
3	802.11b	11	2483.50	49.85	54.00	-4.15	H	AVERAGE	Pass	Band Edge
3	802.11b	11	4924.00	50.55	54.00	-3.45	H	AVERAGE	Pass	Harmonic
4	802.11g	01	2389.95	72.99	74.00	-1.01	H	PEAK	Pass	Band Edge
4	802.11g	01	4824.00	46.34	54.00	-7.66	H	AVERAGE	Pass	Harmonic
5	802.11g	06	2483.62	68.61	74.00	-5.39	H	PEAK	Pass	Band Edge
5	802.11g	06	4874.00	47.65	54.00	-6.35	H	AVERAGE	Pass	Harmonic
6	802.11g	10	2484.94	72.02	74.00	-1.98	H	PEAK	Pass	Band Edge
6	802.11g	10	4914.00	38.86	54.00	-15.14	H	AVERAGE	Pass	Harmonic
7	802.11g	11	2483.68	72.94	74.00	-1.06	H	PEAK	Pass	Band Edge
7	802.11g	11	3283.50	51.96	74.00	-22.04	H	Peak	Pass	Harmonic
8	802.11n HT20	01	2389.95	52.79	54.00	-1.21	H	AVERAGE	Pass	Band Edge
8	802.11n HT20	01	4824.00	45.55	54.00	-8.45	H	AVERAGE	Pass	Harmonic
9	802.11n HT20	06	2483.50	48.59	54.00	-5.41	H	AVERAGE	Pass	Band Edge
9	802.11n HT20	06	4874.00	44.52	54.00	-9.48	H	AVERAGE	Pass	Harmonic
10	802.11n HT20	10	2483.50	52.01	54.00	-1.99	H	AVERAGE	Pass	Band Edge
10	802.11n HT20	10	4914.00	39.05	54.00	-14.95	H	AVERAGE	Pass	Harmonic
11	802.11n HT20	11	2483.50	52.93	54.00	-1.07	H	AVERAGE	Pass	Band Edge
11	802.11n HT20	11	3283.50	49.48	74.00	-24.52	H	Peak	Pass	Harmonic
12	802.11g	01	71.71	30.08	40	-9.92	H	Peak	Pass	LF



Mode	1																																																																																			
	Band Edge																																																																																			
	2400-2483.5_802.11b_CH01_2412MHz																																																																																			
Pol.	Horizontal	Fundamental																																																																																		
Peak	<table border="1"> <thead> <tr> <th>Limit</th> <th>Read</th> <th>Ant</th> <th>Cable</th> <th>Preamp</th> <th>Aux</th> <th>APos</th> <th>TPos</th> <th>Remark</th> </tr> <tr> <th>Freq</th> <th>Level</th> <th>Line</th> <th>Margin</th> <th>Level</th> <th>Factor</th> <th>Loss</th> <th>Factor</th> <th>Factor</th> </tr> <tr> <th>MHz</th> <th>dBuV/m</th> <th>dBuV/m</th> <th>dB</th> <th>dBuV</th> <th>dB/m</th> <th>dB</th> <th>dB</th> <th>cm</th> <th>deg</th> </tr> </thead> <tbody> <tr> <td>1</td> <td>2385.53</td> <td>57.25</td> <td>74.00</td> <td>-16.75</td> <td>48.33</td> <td>32.35</td> <td>7.10</td> <td>36.53</td> <td>6.00</td> <td>100</td> <td>149</td> <td>PEAK</td> </tr> </tbody> </table>	Limit	Read	Ant	Cable	Preamp	Aux	APos	TPos	Remark	Freq	Level	Line	Margin	Level	Factor	Loss	Factor	Factor	MHz	dBuV/m	dBuV/m	dB	dBuV	dB/m	dB	dB	cm	deg	1	2385.53	57.25	74.00	-16.75	48.33	32.35	7.10	36.53	6.00	100	149	PEAK	<table border="1"> <thead> <tr> <th>Limit</th> <th>Read</th> <th>Ant</th> <th>Cable</th> <th>Preamp</th> <th>Aux</th> <th>APos</th> <th>TPos</th> <th>Remark</th> </tr> <tr> <th>Freq</th> <th>Level</th> <th>Line</th> <th>Margin</th> <th>Level</th> <th>Factor</th> <th>Loss</th> <th>Factor</th> <th>Factor</th> </tr> <tr> <th>MHz</th> <th>dBuV/m</th> <th>dBuV/m</th> <th>dB</th> <th>dBuV</th> <th>dB/m</th> <th>dB</th> <th>dB</th> <th>cm</th> <th>deg</th> </tr> </thead> <tbody> <tr> <td>1</td> <td>2412.00</td> <td>111.95</td> <td>74.00</td> <td>37.95</td> <td>103.03</td> <td>32.39</td> <td>7.14</td> <td>36.61</td> <td>6.00</td> <td>100</td> <td>149</td> <td>PEAK</td> </tr> </tbody> </table>	Limit	Read	Ant	Cable	Preamp	Aux	APos	TPos	Remark	Freq	Level	Line	Margin	Level	Factor	Loss	Factor	Factor	MHz	dBuV/m	dBuV/m	dB	dBuV	dB/m	dB	dB	cm	deg	1	2412.00	111.95	74.00	37.95	103.03	32.39	7.14	36.61	6.00	100	149	PEAK
	Limit	Read	Ant	Cable	Preamp	Aux	APos	TPos	Remark																																																																											
Freq	Level	Line	Margin	Level	Factor	Loss	Factor	Factor																																																																												
MHz	dBuV/m	dBuV/m	dB	dBuV	dB/m	dB	dB	cm	deg																																																																											
1	2385.53	57.25	74.00	-16.75	48.33	32.35	7.10	36.53	6.00	100	149	PEAK																																																																								
Limit	Read	Ant	Cable	Preamp	Aux	APos	TPos	Remark																																																																												
Freq	Level	Line	Margin	Level	Factor	Loss	Factor	Factor																																																																												
MHz	dBuV/m	dBuV/m	dB	dBuV	dB/m	dB	dB	cm	deg																																																																											
1	2412.00	111.95	74.00	37.95	103.03	32.39	7.14	36.61	6.00	100	149	PEAK																																																																								
Avg	<table border="1"> <thead> <tr> <th>Limit</th> <th>Read</th> <th>Ant</th> <th>Cable</th> <th>Preamp</th> <th>Aux</th> <th>APos</th> <th>TPos</th> <th>Remark</th> </tr> <tr> <th>Freq</th> <th>Level</th> <th>Line</th> <th>Margin</th> <th>Level</th> <th>Factor</th> <th>Loss</th> <th>Factor</th> <th>Factor</th> </tr> <tr> <th>MHz</th> <th>dBuV/m</th> <th>dBuV/m</th> <th>dB</th> <th>dBuV</th> <th>dB/m</th> <th>dB</th> <th>dB</th> <th>cm</th> <th>deg</th> </tr> </thead> <tbody> <tr> <td>1</td> <td>2389.95</td> <td>44.97</td> <td>54.00</td> <td>-9.03</td> <td>36.00</td> <td>32.38</td> <td>7.11</td> <td>36.52</td> <td>6.00</td> <td>100</td> <td>149</td> <td>AVERAGE</td> </tr> </tbody> </table>	Limit	Read	Ant	Cable	Preamp	Aux	APos	TPos	Remark	Freq	Level	Line	Margin	Level	Factor	Loss	Factor	Factor	MHz	dBuV/m	dBuV/m	dB	dBuV	dB/m	dB	dB	cm	deg	1	2389.95	44.97	54.00	-9.03	36.00	32.38	7.11	36.52	6.00	100	149	AVERAGE	<table border="1"> <thead> <tr> <th>Limit</th> <th>Read</th> <th>Ant</th> <th>Cable</th> <th>Preamp</th> <th>Aux</th> <th>APos</th> <th>TPos</th> <th>Remark</th> </tr> <tr> <th>Freq</th> <th>Level</th> <th>Line</th> <th>Margin</th> <th>Level</th> <th>Factor</th> <th>Loss</th> <th>Factor</th> <th>Factor</th> </tr> <tr> <th>MHz</th> <th>dBuV/m</th> <th>dBuV/m</th> <th>dB</th> <th>dBuV</th> <th>dB/m</th> <th>dB</th> <th>dB</th> <th>cm</th> <th>deg</th> </tr> </thead> <tbody> <tr> <td>1</td> <td>2412.00</td> <td>103.78</td> <td>54.00</td> <td>49.78</td> <td>94.87</td> <td>32.39</td> <td>7.14</td> <td>36.62</td> <td>6.00</td> <td>100</td> <td>149</td> <td>AVERAGE</td> </tr> </tbody> </table>	Limit	Read	Ant	Cable	Preamp	Aux	APos	TPos	Remark	Freq	Level	Line	Margin	Level	Factor	Loss	Factor	Factor	MHz	dBuV/m	dBuV/m	dB	dBuV	dB/m	dB	dB	cm	deg	1	2412.00	103.78	54.00	49.78	94.87	32.39	7.14	36.62	6.00	100	149	AVERAGE
	Limit	Read	Ant	Cable	Preamp	Aux	APos	TPos	Remark																																																																											
Freq	Level	Line	Margin	Level	Factor	Loss	Factor	Factor																																																																												
MHz	dBuV/m	dBuV/m	dB	dBuV	dB/m	dB	dB	cm	deg																																																																											
1	2389.95	44.97	54.00	-9.03	36.00	32.38	7.11	36.52	6.00	100	149	AVERAGE																																																																								
Limit	Read	Ant	Cable	Preamp	Aux	APos	TPos	Remark																																																																												
Freq	Level	Line	Margin	Level	Factor	Loss	Factor	Factor																																																																												
MHz	dBuV/m	dBuV/m	dB	dBuV	dB/m	dB	dB	cm	deg																																																																											
1	2412.00	103.78	54.00	49.78	94.87	32.39	7.14	36.62	6.00	100	149	AVERAGE																																																																								



Mode		1																																																																										
		Band Edge																																																																										
		2400-2483.5_802.11b_CH01_2412MHz																																																																										
Pol.	Vertical	Fundamental																																																																										
Peak	<table border="1"> <thead> <tr> <th>Limit</th> <th>Read</th> <th>Ant</th> <th>Cable</th> <th>Preamp</th> <th>Aux</th> <th>APos</th> <th>TPos</th> </tr> <tr> <th>Freq</th> <th>Level</th> <th>Line</th> <th>Margin</th> <th>Level</th> <th>Factor</th> <th>Loss</th> <th>Factor</th> </tr> <tr> <th>MHz</th> <th>dBuV/m</th> <th>dBuV/m</th> <th>dB</th> <th>dBuV</th> <th>dB/m</th> <th>dB</th> <th>dB</th> </tr> </thead> <tbody> <tr> <td>1</td> <td>2384.36</td> <td>51.39</td> <td>74.00</td> <td>-22.61</td> <td>42.47</td> <td>32.35</td> <td>7.10</td> <td>36.53</td> <td>6.00</td> <td>288</td> <td>305</td> <td>PEAK</td> </tr> </tbody> </table>	Limit	Read	Ant	Cable	Preamp	Aux	APos	TPos	Freq	Level	Line	Margin	Level	Factor	Loss	Factor	MHz	dBuV/m	dBuV/m	dB	dBuV	dB/m	dB	dB	1	2384.36	51.39	74.00	-22.61	42.47	32.35	7.10	36.53	6.00	288	305	PEAK	<table border="1"> <thead> <tr> <th>Limit</th> <th>Read</th> <th>Ant</th> <th>Cable</th> <th>Preamp</th> <th>Aux</th> <th>APos</th> <th>TPos</th> </tr> <tr> <th>Freq</th> <th>Level</th> <th>Line</th> <th>Margin</th> <th>Level</th> <th>Factor</th> <th>Loss</th> <th>Factor</th> </tr> <tr> <th>MHz</th> <th>dBuV/m</th> <th>dBuV/m</th> <th>dB</th> <th>dBuV</th> <th>dB/m</th> <th>dB</th> <th>dB</th> </tr> </thead> <tbody> <tr> <td>1</td> <td>2412.00</td> <td>106.91</td> <td>74.00</td> <td>32.91</td> <td>98.00</td> <td>32.39</td> <td>7.14</td> <td>36.62</td> <td>6.00</td> <td>288</td> <td>305</td> <td>PEAK</td> </tr> </tbody> </table>	Limit	Read	Ant	Cable	Preamp	Aux	APos	TPos	Freq	Level	Line	Margin	Level	Factor	Loss	Factor	MHz	dBuV/m	dBuV/m	dB	dBuV	dB/m	dB	dB	1	2412.00	106.91	74.00	32.91	98.00	32.39	7.14	36.62	6.00	288	305	PEAK
	Limit	Read	Ant	Cable	Preamp	Aux	APos	TPos																																																																				
Freq	Level	Line	Margin	Level	Factor	Loss	Factor																																																																					
MHz	dBuV/m	dBuV/m	dB	dBuV	dB/m	dB	dB																																																																					
1	2384.36	51.39	74.00	-22.61	42.47	32.35	7.10	36.53	6.00	288	305	PEAK																																																																
Limit	Read	Ant	Cable	Preamp	Aux	APos	TPos																																																																					
Freq	Level	Line	Margin	Level	Factor	Loss	Factor																																																																					
MHz	dBuV/m	dBuV/m	dB	dBuV	dB/m	dB	dB																																																																					
1	2412.00	106.91	74.00	32.91	98.00	32.39	7.14	36.62	6.00	288	305	PEAK																																																																
Avg	<table border="1"> <thead> <tr> <th>Limit</th> <th>Read</th> <th>Ant</th> <th>Cable</th> <th>Preamp</th> <th>Aux</th> <th>APos</th> <th>TPos</th> </tr> <tr> <th>Freq</th> <th>Level</th> <th>Line</th> <th>Margin</th> <th>Level</th> <th>Factor</th> <th>Loss</th> <th>Factor</th> </tr> <tr> <th>MHz</th> <th>dBuV/m</th> <th>dBuV/m</th> <th>dB</th> <th>dBuV</th> <th>dB/m</th> <th>dB</th> <th>dB</th> </tr> </thead> <tbody> <tr> <td>1</td> <td>2389.95</td> <td>39.55</td> <td>54.00</td> <td>-14.45</td> <td>30.58</td> <td>32.38</td> <td>7.11</td> <td>36.52</td> <td>6.00</td> <td>288</td> <td>305</td> <td>AVERAGE</td> </tr> </tbody> </table>	Limit	Read	Ant	Cable	Preamp	Aux	APos	TPos	Freq	Level	Line	Margin	Level	Factor	Loss	Factor	MHz	dBuV/m	dBuV/m	dB	dBuV	dB/m	dB	dB	1	2389.95	39.55	54.00	-14.45	30.58	32.38	7.11	36.52	6.00	288	305	AVERAGE	<table border="1"> <thead> <tr> <th>Limit</th> <th>Read</th> <th>Ant</th> <th>Cable</th> <th>Preamp</th> <th>Aux</th> <th>APos</th> <th>TPos</th> </tr> <tr> <th>Freq</th> <th>Level</th> <th>Line</th> <th>Margin</th> <th>Level</th> <th>Factor</th> <th>Loss</th> <th>Factor</th> </tr> <tr> <th>MHz</th> <th>dBuV/m</th> <th>dBuV/m</th> <th>dB</th> <th>dBuV</th> <th>dB/m</th> <th>dB</th> <th>dB</th> </tr> </thead> <tbody> <tr> <td>1</td> <td>2412.00</td> <td>97.90</td> <td>54.00</td> <td>43.90</td> <td>88.99</td> <td>32.39</td> <td>7.14</td> <td>36.62</td> <td>6.00</td> <td>288</td> <td>305</td> <td>AVERAGE</td> </tr> </tbody> </table>	Limit	Read	Ant	Cable	Preamp	Aux	APos	TPos	Freq	Level	Line	Margin	Level	Factor	Loss	Factor	MHz	dBuV/m	dBuV/m	dB	dBuV	dB/m	dB	dB	1	2412.00	97.90	54.00	43.90	88.99	32.39	7.14	36.62	6.00	288	305	AVERAGE
Limit	Read	Ant	Cable	Preamp	Aux	APos	TPos																																																																					
Freq	Level	Line	Margin	Level	Factor	Loss	Factor																																																																					
MHz	dBuV/m	dBuV/m	dB	dBuV	dB/m	dB	dB																																																																					
1	2389.95	39.55	54.00	-14.45	30.58	32.38	7.11	36.52	6.00	288	305	AVERAGE																																																																
Limit	Read	Ant	Cable	Preamp	Aux	APos	TPos																																																																					
Freq	Level	Line	Margin	Level	Factor	Loss	Factor																																																																					
MHz	dBuV/m	dBuV/m	dB	dBuV	dB/m	dB	dB																																																																					
1	2412.00	97.90	54.00	43.90	88.99	32.39	7.14	36.62	6.00	288	305	AVERAGE																																																																



Mode	1																																																																																																																										
	Harmonic																																																																																																																										
	2400-2483.5_802.11b_CH01_2412MHz																																																																																																																										
Pol.	Horizontal	Vertical																																																																																																																									
Peak Avg	<table border="1"> <thead> <tr> <th>Limit</th> <th>Read</th> <th>Ant</th> <th>Cable</th> <th>Preamp</th> <th>Aux</th> <th>APos</th> <th>TPos</th> <th>Remark</th> </tr> <tr> <th>Freq</th> <th>Level</th> <th>Line</th> <th>Margin</th> <th>Level</th> <th>Factor</th> <th>Loss</th> <th>Factor</th> <th>Factor</th> </tr> <tr> <th>MHz</th> <th>dBuV/m</th> <th>dBuV/m</th> <th>dB</th> <th>dBuV</th> <th>dB/m</th> <th>dB</th> <th>dB</th> <th>cm</th> <th>deg</th> </tr> </thead> <tbody> <tr> <td>1</td> <td>3216.00</td> <td>48.15</td> <td></td> <td>72.19</td> <td>32.95</td> <td>8.31</td> <td>65.30</td> <td>0.00</td> <td>---</td> <td>---</td> <td>Peak</td> </tr> <tr> <td>2</td> <td>4824.00</td> <td>53.87</td> <td>74.00</td> <td>-20.13</td> <td>74.90</td> <td>34.00</td> <td>10.23</td> <td>65.26</td> <td>0.00</td> <td>251</td> <td>11</td> <td>PEAK</td> </tr> <tr> <td>3</td> <td>4824.00</td> <td>50.87</td> <td>54.00</td> <td>-3.13</td> <td>71.90</td> <td>34.00</td> <td>10.23</td> <td>65.26</td> <td>0.00</td> <td>251</td> <td>11</td> <td>AVERAGE</td> </tr> </tbody> </table>	Limit	Read	Ant	Cable	Preamp	Aux	APos	TPos	Remark	Freq	Level	Line	Margin	Level	Factor	Loss	Factor	Factor	MHz	dBuV/m	dBuV/m	dB	dBuV	dB/m	dB	dB	cm	deg	1	3216.00	48.15		72.19	32.95	8.31	65.30	0.00	---	---	Peak	2	4824.00	53.87	74.00	-20.13	74.90	34.00	10.23	65.26	0.00	251	11	PEAK	3	4824.00	50.87	54.00	-3.13	71.90	34.00	10.23	65.26	0.00	251	11	AVERAGE	<table border="1"> <thead> <tr> <th>Limit</th> <th>Read</th> <th>Ant</th> <th>Cable</th> <th>Preamp</th> <th>Aux</th> <th>APos</th> <th>TPos</th> <th>Remark</th> </tr> <tr> <th>Freq</th> <th>Level</th> <th>Line</th> <th>Margin</th> <th>Level</th> <th>Factor</th> <th>Loss</th> <th>Factor</th> <th>Factor</th> </tr> <tr> <th>MHz</th> <th>dBuV/m</th> <th>dBuV/m</th> <th>dB</th> <th>dBuV</th> <th>dB/m</th> <th>dB</th> <th>dB</th> <th>dB</th> <th>cm</th> <th>deg</th> </tr> </thead> <tbody> <tr> <td>1</td> <td>4824.00</td> <td>49.92</td> <td>74.00</td> <td>-24.08</td> <td>70.95</td> <td>34.00</td> <td>10.23</td> <td>65.26</td> <td>0.00</td> <td>285</td> <td>250</td> <td>PEAK</td> </tr> <tr> <td>2</td> <td>4824.00</td> <td>44.84</td> <td>54.00</td> <td>-9.16</td> <td>65.87</td> <td>34.00</td> <td>10.23</td> <td>65.26</td> <td>0.00</td> <td>285</td> <td>250</td> <td>AVERAGE</td> </tr> </tbody> </table>	Limit	Read	Ant	Cable	Preamp	Aux	APos	TPos	Remark	Freq	Level	Line	Margin	Level	Factor	Loss	Factor	Factor	MHz	dBuV/m	dBuV/m	dB	dBuV	dB/m	dB	dB	dB	cm	deg	1	4824.00	49.92	74.00	-24.08	70.95	34.00	10.23	65.26	0.00	285	250	PEAK	2	4824.00	44.84	54.00	-9.16	65.87	34.00	10.23	65.26	0.00	285	250	AVERAGE
Limit	Read	Ant	Cable	Preamp	Aux	APos	TPos	Remark																																																																																																																			
Freq	Level	Line	Margin	Level	Factor	Loss	Factor	Factor																																																																																																																			
MHz	dBuV/m	dBuV/m	dB	dBuV	dB/m	dB	dB	cm	deg																																																																																																																		
1	3216.00	48.15		72.19	32.95	8.31	65.30	0.00	---	---	Peak																																																																																																																
2	4824.00	53.87	74.00	-20.13	74.90	34.00	10.23	65.26	0.00	251	11	PEAK																																																																																																															
3	4824.00	50.87	54.00	-3.13	71.90	34.00	10.23	65.26	0.00	251	11	AVERAGE																																																																																																															
Limit	Read	Ant	Cable	Preamp	Aux	APos	TPos	Remark																																																																																																																			
Freq	Level	Line	Margin	Level	Factor	Loss	Factor	Factor																																																																																																																			
MHz	dBuV/m	dBuV/m	dB	dBuV	dB/m	dB	dB	dB	cm	deg																																																																																																																	
1	4824.00	49.92	74.00	-24.08	70.95	34.00	10.23	65.26	0.00	285	250	PEAK																																																																																																															
2	4824.00	44.84	54.00	-9.16	65.87	34.00	10.23	65.26	0.00	285	250	AVERAGE																																																																																																															



Mode	2																																																																																																																																																																					
	Harmonic																																																																																																																																																																					
	2400-2483.5_802.11b_CH06_2437MHz																																																																																																																																																																					
Pol.	Horizontal	Vertical																																																																																																																																																																				
Peak Avg	<table border="1"> <thead> <tr> <th>Limit</th> <th>Read</th> <th>Ant</th> <th>Cable</th> <th>Preamp</th> <th>Aux</th> <th>APos</th> <th>TPos</th> <th colspan="2">Remark</th> </tr> <tr> <th>Freq</th> <th>Level</th> <th>Line</th> <th>Margin</th> <th>Level</th> <th>Factor</th> <th>Loss</th> <th>Factor</th> <th>Factor</th> <th></th> </tr> <tr> <th>MHz</th> <th>dBuV/m</th> <th>dBuV/m</th> <th>dB</th> <th>dBuV</th> <th>dB/m</th> <th>dB</th> <th>dB</th> <th>dB</th> <th>cm</th> <th>deg</th> </tr> </thead> <tbody> <tr> <td>1</td> <td>3249.00</td> <td>50.99</td> <td></td> <td>75.09</td> <td>32.89</td> <td>8.35</td> <td>65.34</td> <td>0.00</td> <td>---</td> <td>---</td> <td>Peak</td> </tr> <tr> <td>2</td> <td>4874.00</td> <td>53.11</td> <td>74.00</td> <td>-20.89</td> <td>74.10</td> <td>34.00</td> <td>10.29</td> <td>65.28</td> <td>0.00</td> <td>112</td> <td>155</td> <td>PEAK</td> </tr> <tr> <td>3</td> <td>4874.00</td> <td>50.71</td> <td>54.00</td> <td>-3.29</td> <td>71.70</td> <td>34.00</td> <td>10.29</td> <td>65.28</td> <td>0.00</td> <td>112</td> <td>155</td> <td>AVERAGE</td> </tr> <tr> <td>4</td> <td>7311.00</td> <td>42.02</td> <td>74.00</td> <td>-31.98</td> <td>60.23</td> <td>35.76</td> <td>12.72</td> <td>66.69</td> <td>0.00</td> <td>---</td> <td>---</td> <td>PEAK</td> </tr> </tbody> </table>	Limit	Read	Ant	Cable	Preamp	Aux	APos	TPos	Remark		Freq	Level	Line	Margin	Level	Factor	Loss	Factor	Factor		MHz	dBuV/m	dBuV/m	dB	dBuV	dB/m	dB	dB	dB	cm	deg	1	3249.00	50.99		75.09	32.89	8.35	65.34	0.00	---	---	Peak	2	4874.00	53.11	74.00	-20.89	74.10	34.00	10.29	65.28	0.00	112	155	PEAK	3	4874.00	50.71	54.00	-3.29	71.70	34.00	10.29	65.28	0.00	112	155	AVERAGE	4	7311.00	42.02	74.00	-31.98	60.23	35.76	12.72	66.69	0.00	---	---	PEAK	<table border="1"> <thead> <tr> <th>Limit</th> <th>Read</th> <th>Ant</th> <th>Cable</th> <th>Preamp</th> <th>Aux</th> <th>APos</th> <th>TPos</th> <th colspan="2">Remark</th> </tr> <tr> <th>Freq</th> <th>Level</th> <th>Line</th> <th>Margin</th> <th>Level</th> <th>Factor</th> <th>Loss</th> <th>Factor</th> <th>Factor</th> <th></th> </tr> <tr> <th>MHz</th> <th>dBuV/m</th> <th>dBuV/m</th> <th>dB</th> <th>dBuV</th> <th>dB/m</th> <th>dB</th> <th>dB</th> <th>dB</th> <th>cm</th> <th>deg</th> </tr> </thead> <tbody> <tr> <td>1</td> <td>3249.00</td> <td>47.09</td> <td></td> <td>71.19</td> <td>32.89</td> <td>8.35</td> <td>65.34</td> <td>0.00</td> <td>---</td> <td>---</td> <td>Peak</td> </tr> <tr> <td>2</td> <td>4874.00</td> <td>51.19</td> <td>74.00</td> <td>-22.81</td> <td>72.18</td> <td>34.00</td> <td>10.29</td> <td>65.28</td> <td>0.00</td> <td>318</td> <td>279</td> <td>PEAK</td> </tr> <tr> <td>3</td> <td>4874.00</td> <td>47.07</td> <td>54.00</td> <td>-6.93</td> <td>68.06</td> <td>34.00</td> <td>10.29</td> <td>65.28</td> <td>0.00</td> <td>318</td> <td>279</td> <td>AVERAGE</td> </tr> <tr> <td>4</td> <td>7311.00</td> <td>42.76</td> <td>74.00</td> <td>-31.24</td> <td>60.97</td> <td>35.76</td> <td>12.72</td> <td>66.69</td> <td>0.00</td> <td>---</td> <td>---</td> <td>PEAK</td> </tr> </tbody> </table>	Limit	Read	Ant	Cable	Preamp	Aux	APos	TPos	Remark		Freq	Level	Line	Margin	Level	Factor	Loss	Factor	Factor		MHz	dBuV/m	dBuV/m	dB	dBuV	dB/m	dB	dB	dB	cm	deg	1	3249.00	47.09		71.19	32.89	8.35	65.34	0.00	---	---	Peak	2	4874.00	51.19	74.00	-22.81	72.18	34.00	10.29	65.28	0.00	318	279	PEAK	3	4874.00	47.07	54.00	-6.93	68.06	34.00	10.29	65.28	0.00	318	279	AVERAGE	4	7311.00	42.76	74.00	-31.24	60.97	35.76	12.72	66.69	0.00	---	---	PEAK
Limit	Read	Ant	Cable	Preamp	Aux	APos	TPos	Remark																																																																																																																																																														
Freq	Level	Line	Margin	Level	Factor	Loss	Factor	Factor																																																																																																																																																														
MHz	dBuV/m	dBuV/m	dB	dBuV	dB/m	dB	dB	dB	cm	deg																																																																																																																																																												
1	3249.00	50.99		75.09	32.89	8.35	65.34	0.00	---	---	Peak																																																																																																																																																											
2	4874.00	53.11	74.00	-20.89	74.10	34.00	10.29	65.28	0.00	112	155	PEAK																																																																																																																																																										
3	4874.00	50.71	54.00	-3.29	71.70	34.00	10.29	65.28	0.00	112	155	AVERAGE																																																																																																																																																										
4	7311.00	42.02	74.00	-31.98	60.23	35.76	12.72	66.69	0.00	---	---	PEAK																																																																																																																																																										
Limit	Read	Ant	Cable	Preamp	Aux	APos	TPos	Remark																																																																																																																																																														
Freq	Level	Line	Margin	Level	Factor	Loss	Factor	Factor																																																																																																																																																														
MHz	dBuV/m	dBuV/m	dB	dBuV	dB/m	dB	dB	dB	cm	deg																																																																																																																																																												
1	3249.00	47.09		71.19	32.89	8.35	65.34	0.00	---	---	Peak																																																																																																																																																											
2	4874.00	51.19	74.00	-22.81	72.18	34.00	10.29	65.28	0.00	318	279	PEAK																																																																																																																																																										
3	4874.00	47.07	54.00	-6.93	68.06	34.00	10.29	65.28	0.00	318	279	AVERAGE																																																																																																																																																										
4	7311.00	42.76	74.00	-31.24	60.97	35.76	12.72	66.69	0.00	---	---	PEAK																																																																																																																																																										



3																																						
Mode	Band Edge																																					
	2400-2483.5_802.11b_CH11_2462MHz																																					
Pol.	Horizontal																																					
Peak	<table border="1"> <thead> <tr> <th>Limit</th> <th>Read</th> <th>Ant</th> <th>Cable</th> <th>Preamp</th> <th>Aux</th> <th>APos</th> <th>TPos</th> </tr> <tr> <th>Freq</th> <th>Level</th> <th>Line</th> <th>Margin</th> <th>Level</th> <th>Factor</th> <th>Loss</th> <th>Factor</th> </tr> <tr> <th>MHz</th> <th>dBuV/m</th> <th>dBuV/m</th> <th>dB</th> <th>dBuV</th> <th>dB/m</th> <th>dB</th> <th>dB</th> </tr> </thead> <tbody> <tr> <td>1</td> <td>2498.26</td> <td>61.65</td> <td>74.00</td> <td>-12.35</td> <td>53.18</td> <td>32.33</td> <td>7.28</td> <td>37.14</td> <td>6.00</td> <td>145</td> <td>146</td> <td>PEAK</td> </tr> </tbody> </table>	Limit	Read	Ant	Cable	Preamp	Aux	APos	TPos	Freq	Level	Line	Margin	Level	Factor	Loss	Factor	MHz	dBuV/m	dBuV/m	dB	dBuV	dB/m	dB	dB	1	2498.26	61.65	74.00	-12.35	53.18	32.33	7.28	37.14	6.00	145	146	PEAK
	Limit	Read	Ant	Cable	Preamp	Aux	APos	TPos																														
Freq	Level	Line	Margin	Level	Factor	Loss	Factor																															
MHz	dBuV/m	dBuV/m	dB	dBuV	dB/m	dB	dB																															
1	2498.26	61.65	74.00	-12.35	53.18	32.33	7.28	37.14	6.00	145	146	PEAK																										
<table border="1"> <thead> <tr> <th>Limit</th> <th>Read</th> <th>Ant</th> <th>Cable</th> <th>Preamp</th> <th>Aux</th> <th>APos</th> <th>TPos</th> </tr> <tr> <th>Freq</th> <th>Level</th> <th>Line</th> <th>Margin</th> <th>Level</th> <th>Factor</th> <th>Loss</th> <th>Factor</th> </tr> <tr> <th>MHz</th> <th>dBuV/m</th> <th>dBuV/m</th> <th>dB</th> <th>dBuV</th> <th>dB/m</th> <th>dB</th> <th>dB</th> </tr> </thead> <tbody> <tr> <td>1</td> <td>2462.00</td> <td>115.26</td> <td>-----</td> <td>-----</td> <td>106.60</td> <td>32.36</td> <td>7.22</td> <td>36.92</td> <td>6.00</td> <td>145</td> <td>146</td> <td>PEAK</td> </tr> </tbody> </table>	Limit	Read	Ant	Cable	Preamp	Aux	APos	TPos	Freq	Level	Line	Margin	Level	Factor	Loss	Factor	MHz	dBuV/m	dBuV/m	dB	dBuV	dB/m	dB	dB	1	2462.00	115.26	-----	-----	106.60	32.36	7.22	36.92	6.00	145	146	PEAK	
Limit	Read	Ant	Cable	Preamp	Aux	APos	TPos																															
Freq	Level	Line	Margin	Level	Factor	Loss	Factor																															
MHz	dBuV/m	dBuV/m	dB	dBuV	dB/m	dB	dB																															
1	2462.00	115.26	-----	-----	106.60	32.36	7.22	36.92	6.00	145	146	PEAK																										
Avg	<table border="1"> <thead> <tr> <th>Limit</th> <th>Read</th> <th>Ant</th> <th>Cable</th> <th>Preamp</th> <th>Aux</th> <th>APos</th> <th>TPos</th> </tr> <tr> <th>Freq</th> <th>Level</th> <th>Line</th> <th>Margin</th> <th>Level</th> <th>Factor</th> <th>Loss</th> <th>Factor</th> </tr> <tr> <th>MHz</th> <th>dBuV/m</th> <th>dBuV/m</th> <th>dB</th> <th>dBuV</th> <th>dB/m</th> <th>dB</th> <th>dB</th> </tr> </thead> <tbody> <tr> <td>1</td> <td>2483.50</td> <td>49.85</td> <td>54.00</td> <td>-4.15</td> <td>41.30</td> <td>32.34</td> <td>7.26</td> <td>37.05</td> <td>6.00</td> <td>145</td> <td>146</td> <td>AVERAGE</td> </tr> </tbody> </table>	Limit	Read	Ant	Cable	Preamp	Aux	APos	TPos	Freq	Level	Line	Margin	Level	Factor	Loss	Factor	MHz	dBuV/m	dBuV/m	dB	dBuV	dB/m	dB	dB	1	2483.50	49.85	54.00	-4.15	41.30	32.34	7.26	37.05	6.00	145	146	AVERAGE
	Limit	Read	Ant	Cable	Preamp	Aux	APos	TPos																														
Freq	Level	Line	Margin	Level	Factor	Loss	Factor																															
MHz	dBuV/m	dBuV/m	dB	dBuV	dB/m	dB	dB																															
1	2483.50	49.85	54.00	-4.15	41.30	32.34	7.26	37.05	6.00	145	146	AVERAGE																										
<table border="1"> <thead> <tr> <th>Limit</th> <th>Read</th> <th>Ant</th> <th>Cable</th> <th>Preamp</th> <th>Aux</th> <th>APos</th> <th>TPos</th> </tr> <tr> <th>Freq</th> <th>Level</th> <th>Line</th> <th>Margin</th> <th>Level</th> <th>Factor</th> <th>Loss</th> <th>Factor</th> </tr> <tr> <th>MHz</th> <th>dBuV/m</th> <th>dBuV/m</th> <th>dB</th> <th>dBuV</th> <th>dB/m</th> <th>dB</th> <th>dB</th> </tr> </thead> <tbody> <tr> <td>1</td> <td>2462.00</td> <td>106.46</td> <td>-----</td> <td>-----</td> <td>97.80</td> <td>32.36</td> <td>7.22</td> <td>36.92</td> <td>6.00</td> <td>145</td> <td>146</td> <td>AVERAGE</td> </tr> </tbody> </table>	Limit	Read	Ant	Cable	Preamp	Aux	APos	TPos	Freq	Level	Line	Margin	Level	Factor	Loss	Factor	MHz	dBuV/m	dBuV/m	dB	dBuV	dB/m	dB	dB	1	2462.00	106.46	-----	-----	97.80	32.36	7.22	36.92	6.00	145	146	AVERAGE	
Limit	Read	Ant	Cable	Preamp	Aux	APos	TPos																															
Freq	Level	Line	Margin	Level	Factor	Loss	Factor																															
MHz	dBuV/m	dBuV/m	dB	dBuV	dB/m	dB	dB																															
1	2462.00	106.46	-----	-----	97.80	32.36	7.22	36.92	6.00	145	146	AVERAGE																										



Mode		3																																																																																																		
		Band Edge																																																																																																		
		2400-2483.5_802.11b_CH11_2462MHz																																																																																																		
Pol.	Vertical	Fundamental																																																																																																		
Peak	<table border="1"> <thead> <tr> <th>Limit</th> <th>Read</th> <th>Ant</th> <th>Cable</th> <th>Preamp</th> <th>Aux</th> <th>APos</th> <th>TPos</th> </tr> <tr> <th>Freq</th> <th>Level</th> <th>Line</th> <th>Margin</th> <th>Level</th> <th>Factor</th> <th>Loss</th> <th>Factor</th> <th>Factor</th> <th>Factor</th> <th>Factor</th> <th>cm</th> <th>deg</th> <th>Remark</th> </tr> <tr> <th>MHz</th> <th>dBuV/m</th> <th>dBuV/m</th> <th>dB</th> <th>dBuV</th> <th>dB/m</th> <th>dB</th> <th>dB</th> <th>dB</th> <th>dB</th> <th>dB</th> <th>cm</th> <th>deg</th> <th>Remark</th> </tr> </thead> <tbody> <tr> <td>1</td> <td>2484.34</td> <td>55.81</td> <td>74.00</td> <td>-18.19</td> <td>47.27</td> <td>32.34</td> <td>7.26</td> <td>37.06</td> <td>6.00</td> <td>315</td> <td>305</td> <td>PEAK</td> </tr> </tbody> </table>	Limit	Read	Ant	Cable	Preamp	Aux	APos	TPos	Freq	Level	Line	Margin	Level	Factor	Loss	Factor	Factor	Factor	Factor	cm	deg	Remark	MHz	dBuV/m	dBuV/m	dB	dBuV	dB/m	dB	dB	dB	dB	dB	cm	deg	Remark	1	2484.34	55.81	74.00	-18.19	47.27	32.34	7.26	37.06	6.00	315	305	PEAK	<table border="1"> <thead> <tr> <th>Limit</th> <th>Read</th> <th>Ant</th> <th>Cable</th> <th>Preamp</th> <th>Aux</th> <th>APos</th> <th>TPos</th> </tr> <tr> <th>Freq</th> <th>Level</th> <th>Line</th> <th>Margin</th> <th>Level</th> <th>Factor</th> <th>Loss</th> <th>Factor</th> <th>Factor</th> <th>Factor</th> <th>Factor</th> <th>cm</th> <th>deg</th> <th>Remark</th> </tr> <tr> <th>MHz</th> <th>dBuV/m</th> <th>dBuV/m</th> <th>dB</th> <th>dBuV</th> <th>dB/m</th> <th>dB</th> <th>dB</th> <th>dB</th> <th>dB</th> <th>dB</th> <th>cm</th> <th>deg</th> <th>Remark</th> </tr> </thead> <tbody> <tr> <td>1</td> <td>2462.00</td> <td>107.66</td> <td>-----</td> <td>-----</td> <td>99.00</td> <td>32.36</td> <td>7.22</td> <td>36.92</td> <td>6.00</td> <td>315</td> <td>305</td> <td>PEAK</td> </tr> </tbody> </table>	Limit	Read	Ant	Cable	Preamp	Aux	APos	TPos	Freq	Level	Line	Margin	Level	Factor	Loss	Factor	Factor	Factor	Factor	cm	deg	Remark	MHz	dBuV/m	dBuV/m	dB	dBuV	dB/m	dB	dB	dB	dB	dB	cm	deg	Remark	1	2462.00	107.66	-----	-----	99.00	32.36	7.22	36.92	6.00	315	305	PEAK
	Limit	Read	Ant	Cable	Preamp	Aux	APos	TPos																																																																																												
Freq	Level	Line	Margin	Level	Factor	Loss	Factor	Factor	Factor	Factor	cm	deg	Remark																																																																																							
MHz	dBuV/m	dBuV/m	dB	dBuV	dB/m	dB	dB	dB	dB	dB	cm	deg	Remark																																																																																							
1	2484.34	55.81	74.00	-18.19	47.27	32.34	7.26	37.06	6.00	315	305	PEAK																																																																																								
Limit	Read	Ant	Cable	Preamp	Aux	APos	TPos																																																																																													
Freq	Level	Line	Margin	Level	Factor	Loss	Factor	Factor	Factor	Factor	cm	deg	Remark																																																																																							
MHz	dBuV/m	dBuV/m	dB	dBuV	dB/m	dB	dB	dB	dB	dB	cm	deg	Remark																																																																																							
1	2462.00	107.66	-----	-----	99.00	32.36	7.22	36.92	6.00	315	305	PEAK																																																																																								
Avg	<table border="1"> <thead> <tr> <th>Limit</th> <th>Read</th> <th>Ant</th> <th>Cable</th> <th>Preamp</th> <th>Aux</th> <th>APos</th> <th>TPos</th> </tr> <tr> <th>Freq</th> <th>Level</th> <th>Line</th> <th>Margin</th> <th>Level</th> <th>Factor</th> <th>Loss</th> <th>Factor</th> <th>Factor</th> <th>Factor</th> <th>Factor</th> <th>cm</th> <th>deg</th> <th>Remark</th> </tr> <tr> <th>MHz</th> <th>dBuV/m</th> <th>dBuV/m</th> <th>dB</th> <th>dBuV</th> <th>dB/m</th> <th>dB</th> <th>dB</th> <th>dB</th> <th>dB</th> <th>dB</th> <th>cm</th> <th>deg</th> <th>Remark</th> </tr> </thead> <tbody> <tr> <td>1</td> <td>2486.98</td> <td>43.44</td> <td>54.00</td> <td>-10.56</td> <td>34.91</td> <td>32.34</td> <td>7.26</td> <td>37.07</td> <td>6.00</td> <td>315</td> <td>305</td> <td>AVERAGE</td> </tr> </tbody> </table>	Limit	Read	Ant	Cable	Preamp	Aux	APos	TPos	Freq	Level	Line	Margin	Level	Factor	Loss	Factor	Factor	Factor	Factor	cm	deg	Remark	MHz	dBuV/m	dBuV/m	dB	dBuV	dB/m	dB	dB	dB	dB	dB	cm	deg	Remark	1	2486.98	43.44	54.00	-10.56	34.91	32.34	7.26	37.07	6.00	315	305	AVERAGE	<table border="1"> <thead> <tr> <th>Limit</th> <th>Read</th> <th>Ant</th> <th>Cable</th> <th>Preamp</th> <th>Aux</th> <th>APos</th> <th>TPos</th> </tr> <tr> <th>Freq</th> <th>Level</th> <th>Line</th> <th>Margin</th> <th>Level</th> <th>Factor</th> <th>Loss</th> <th>Factor</th> <th>Factor</th> <th>Factor</th> <th>Factor</th> <th>cm</th> <th>deg</th> <th>Remark</th> </tr> <tr> <th>MHz</th> <th>dBuV/m</th> <th>dBuV/m</th> <th>dB</th> <th>dBuV</th> <th>dB/m</th> <th>dB</th> <th>dB</th> <th>dB</th> <th>dB</th> <th>dB</th> <th>cm</th> <th>deg</th> <th>Remark</th> </tr> </thead> <tbody> <tr> <td>1</td> <td>2462.00</td> <td>99.14</td> <td>-----</td> <td>-----</td> <td>90.48</td> <td>32.36</td> <td>7.22</td> <td>36.92</td> <td>6.00</td> <td>315</td> <td>305</td> <td>AVERAGE</td> </tr> </tbody> </table>	Limit	Read	Ant	Cable	Preamp	Aux	APos	TPos	Freq	Level	Line	Margin	Level	Factor	Loss	Factor	Factor	Factor	Factor	cm	deg	Remark	MHz	dBuV/m	dBuV/m	dB	dBuV	dB/m	dB	dB	dB	dB	dB	cm	deg	Remark	1	2462.00	99.14	-----	-----	90.48	32.36	7.22	36.92	6.00	315	305	AVERAGE
Limit	Read	Ant	Cable	Preamp	Aux	APos	TPos																																																																																													
Freq	Level	Line	Margin	Level	Factor	Loss	Factor	Factor	Factor	Factor	cm	deg	Remark																																																																																							
MHz	dBuV/m	dBuV/m	dB	dBuV	dB/m	dB	dB	dB	dB	dB	cm	deg	Remark																																																																																							
1	2486.98	43.44	54.00	-10.56	34.91	32.34	7.26	37.07	6.00	315	305	AVERAGE																																																																																								
Limit	Read	Ant	Cable	Preamp	Aux	APos	TPos																																																																																													
Freq	Level	Line	Margin	Level	Factor	Loss	Factor	Factor	Factor	Factor	cm	deg	Remark																																																																																							
MHz	dBuV/m	dBuV/m	dB	dBuV	dB/m	dB	dB	dB	dB	dB	cm	deg	Remark																																																																																							
1	2462.00	99.14	-----	-----	90.48	32.36	7.22	36.92	6.00	315	305	AVERAGE																																																																																								



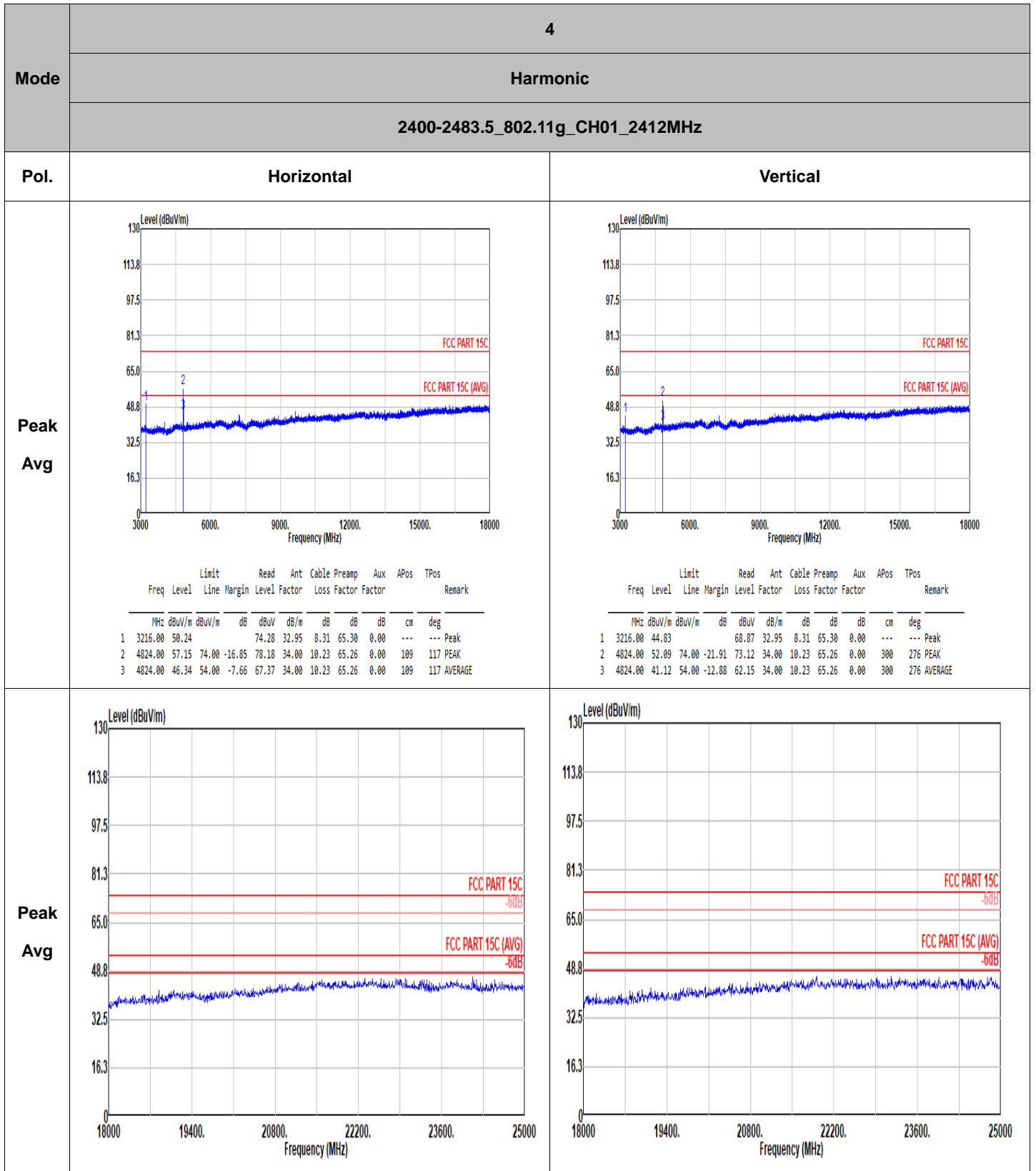
Mode	3																																																																																																																																																																	
	Harmonic																																																																																																																																																																	
	2400-2483.5_802.11b_CH11_2462MHz																																																																																																																																																																	
Pol.	Horizontal	Vertical																																																																																																																																																																
Peak Avg	<table border="1"> <thead> <tr> <th>Limit</th> <th>Read</th> <th>Ant</th> <th>Cable</th> <th>Preamp</th> <th>Aux</th> <th>APos</th> <th>TPos</th> <th colspan="2">Remark</th> </tr> <tr> <th>Freq</th> <th>Level</th> <th>Line</th> <th>Margin</th> <th>Level</th> <th>Factor</th> <th>Loss</th> <th>Factor</th> <th>Factor</th> <th></th> </tr> <tr> <th>MHz</th> <th>dBuV/m</th> <th>dBuV/m</th> <th>dB</th> <th>dBuV</th> <th>dB/m</th> <th>dB</th> <th>dB</th> <th>dB</th> <th>cm</th> <th>deg</th> </tr> </thead> <tbody> <tr> <td>1</td> <td>3283.50</td> <td>53.74</td> <td></td> <td>77.91</td> <td>32.82</td> <td>8.39</td> <td>65.38</td> <td>0.00</td> <td>---</td> <td>---</td> <td>Peak</td> </tr> <tr> <td>2</td> <td>4924.00</td> <td>53.57</td> <td>74.00</td> <td>-20.43</td> <td>74.52</td> <td>34.00</td> <td>10.35</td> <td>65.30</td> <td>0.00</td> <td>100</td> <td>156 PEAK</td> </tr> <tr> <td>3</td> <td>4924.00</td> <td>50.55</td> <td>54.00</td> <td>-3.45</td> <td>71.50</td> <td>34.00</td> <td>10.35</td> <td>65.30</td> <td>0.00</td> <td>100</td> <td>156 AVERAGE</td> </tr> <tr> <td>4</td> <td>7386.00</td> <td>41.39</td> <td>74.00</td> <td>-32.61</td> <td>59.82</td> <td>35.78</td> <td>12.73</td> <td>66.94</td> <td>0.00</td> <td>---</td> <td>---</td> <td>PEAK</td> </tr> </tbody> </table>	Limit	Read	Ant	Cable	Preamp	Aux	APos	TPos	Remark		Freq	Level	Line	Margin	Level	Factor	Loss	Factor	Factor		MHz	dBuV/m	dBuV/m	dB	dBuV	dB/m	dB	dB	dB	cm	deg	1	3283.50	53.74		77.91	32.82	8.39	65.38	0.00	---	---	Peak	2	4924.00	53.57	74.00	-20.43	74.52	34.00	10.35	65.30	0.00	100	156 PEAK	3	4924.00	50.55	54.00	-3.45	71.50	34.00	10.35	65.30	0.00	100	156 AVERAGE	4	7386.00	41.39	74.00	-32.61	59.82	35.78	12.73	66.94	0.00	---	---	PEAK	<table border="1"> <thead> <tr> <th>Limit</th> <th>Read</th> <th>Ant</th> <th>Cable</th> <th>Preamp</th> <th>Aux</th> <th>APos</th> <th>TPos</th> <th colspan="2">Remark</th> </tr> <tr> <th>Freq</th> <th>Level</th> <th>Line</th> <th>Margin</th> <th>Level</th> <th>Factor</th> <th>Loss</th> <th>Factor</th> <th>Factor</th> <th></th> </tr> <tr> <th>MHz</th> <th>dBuV/m</th> <th>dBuV/m</th> <th>dB</th> <th>dBuV</th> <th>dB/m</th> <th>dB</th> <th>dB</th> <th>dB</th> <th>cm</th> <th>deg</th> </tr> </thead> <tbody> <tr> <td>1</td> <td>3283.50</td> <td>51.35</td> <td></td> <td>75.52</td> <td>32.82</td> <td>8.39</td> <td>65.38</td> <td>0.00</td> <td>---</td> <td>---</td> <td>Peak</td> </tr> <tr> <td>2</td> <td>4924.00</td> <td>51.95</td> <td>74.00</td> <td>-22.05</td> <td>72.90</td> <td>34.00</td> <td>10.35</td> <td>65.30</td> <td>0.00</td> <td>161</td> <td>247 PEAK</td> </tr> <tr> <td>3</td> <td>4924.00</td> <td>47.93</td> <td>54.00</td> <td>-6.07</td> <td>68.88</td> <td>34.00</td> <td>10.35</td> <td>65.30</td> <td>0.00</td> <td>161</td> <td>247 AVERAGE</td> </tr> <tr> <td>4</td> <td>7386.00</td> <td>41.21</td> <td>74.00</td> <td>-32.79</td> <td>59.64</td> <td>35.78</td> <td>12.73</td> <td>66.94</td> <td>0.00</td> <td>---</td> <td>---</td> <td>PEAK</td> </tr> </tbody> </table>	Limit	Read	Ant	Cable	Preamp	Aux	APos	TPos	Remark		Freq	Level	Line	Margin	Level	Factor	Loss	Factor	Factor		MHz	dBuV/m	dBuV/m	dB	dBuV	dB/m	dB	dB	dB	cm	deg	1	3283.50	51.35		75.52	32.82	8.39	65.38	0.00	---	---	Peak	2	4924.00	51.95	74.00	-22.05	72.90	34.00	10.35	65.30	0.00	161	247 PEAK	3	4924.00	47.93	54.00	-6.07	68.88	34.00	10.35	65.30	0.00	161	247 AVERAGE	4	7386.00	41.21	74.00	-32.79	59.64	35.78	12.73	66.94	0.00	---	---	PEAK
Limit	Read	Ant	Cable	Preamp	Aux	APos	TPos	Remark																																																																																																																																																										
Freq	Level	Line	Margin	Level	Factor	Loss	Factor	Factor																																																																																																																																																										
MHz	dBuV/m	dBuV/m	dB	dBuV	dB/m	dB	dB	dB	cm	deg																																																																																																																																																								
1	3283.50	53.74		77.91	32.82	8.39	65.38	0.00	---	---	Peak																																																																																																																																																							
2	4924.00	53.57	74.00	-20.43	74.52	34.00	10.35	65.30	0.00	100	156 PEAK																																																																																																																																																							
3	4924.00	50.55	54.00	-3.45	71.50	34.00	10.35	65.30	0.00	100	156 AVERAGE																																																																																																																																																							
4	7386.00	41.39	74.00	-32.61	59.82	35.78	12.73	66.94	0.00	---	---	PEAK																																																																																																																																																						
Limit	Read	Ant	Cable	Preamp	Aux	APos	TPos	Remark																																																																																																																																																										
Freq	Level	Line	Margin	Level	Factor	Loss	Factor	Factor																																																																																																																																																										
MHz	dBuV/m	dBuV/m	dB	dBuV	dB/m	dB	dB	dB	cm	deg																																																																																																																																																								
1	3283.50	51.35		75.52	32.82	8.39	65.38	0.00	---	---	Peak																																																																																																																																																							
2	4924.00	51.95	74.00	-22.05	72.90	34.00	10.35	65.30	0.00	161	247 PEAK																																																																																																																																																							
3	4924.00	47.93	54.00	-6.07	68.88	34.00	10.35	65.30	0.00	161	247 AVERAGE																																																																																																																																																							
4	7386.00	41.21	74.00	-32.79	59.64	35.78	12.73	66.94	0.00	---	---	PEAK																																																																																																																																																						



Mode		4																																																																										
		Band Edge																																																																										
		2400-2483.5_802.11g_CH01_2412MHz																																																																										
Pol.	Horizontal	Fundamental																																																																										
Peak	<table border="1"> <thead> <tr> <th>Limit</th> <th>Read</th> <th>Ant</th> <th>Cable</th> <th>Preamp</th> <th>Aux</th> <th>APos</th> <th>TPos</th> </tr> <tr> <th>Freq</th> <th>Level</th> <th>Line</th> <th>Margin</th> <th>Level</th> <th>Factor</th> <th>Loss</th> <th>Factor</th> </tr> <tr> <th>MHz</th> <th>dBuV/m</th> <th>dBuV/m</th> <th>dB</th> <th>dBuV</th> <th>dB/m</th> <th>dB</th> <th>dB</th> </tr> </thead> <tbody> <tr> <td>1</td> <td>2389.95</td> <td>72.99</td> <td>74.00</td> <td>-1.01</td> <td>64.02</td> <td>32.38</td> <td>7.11</td> <td>36.52</td> <td>6.00</td> <td>176</td> <td>146</td> <td>PEAK</td> </tr> </tbody> </table>	Limit	Read	Ant	Cable	Preamp	Aux	APos	TPos	Freq	Level	Line	Margin	Level	Factor	Loss	Factor	MHz	dBuV/m	dBuV/m	dB	dBuV	dB/m	dB	dB	1	2389.95	72.99	74.00	-1.01	64.02	32.38	7.11	36.52	6.00	176	146	PEAK	<table border="1"> <thead> <tr> <th>Limit</th> <th>Read</th> <th>Ant</th> <th>Cable</th> <th>Preamp</th> <th>Aux</th> <th>APos</th> <th>TPos</th> </tr> <tr> <th>Freq</th> <th>Level</th> <th>Line</th> <th>Margin</th> <th>Level</th> <th>Factor</th> <th>Loss</th> <th>Factor</th> </tr> <tr> <th>MHz</th> <th>dBuV/m</th> <th>dBuV/m</th> <th>dB</th> <th>dBuV</th> <th>dB/m</th> <th>dB</th> <th>dB</th> </tr> </thead> <tbody> <tr> <td>1</td> <td>2412.00</td> <td>111.50</td> <td>-----</td> <td>-----</td> <td>102.60</td> <td>32.39</td> <td>7.14</td> <td>36.63</td> <td>6.00</td> <td>176</td> <td>146</td> <td>PEAK</td> </tr> </tbody> </table>	Limit	Read	Ant	Cable	Preamp	Aux	APos	TPos	Freq	Level	Line	Margin	Level	Factor	Loss	Factor	MHz	dBuV/m	dBuV/m	dB	dBuV	dB/m	dB	dB	1	2412.00	111.50	-----	-----	102.60	32.39	7.14	36.63	6.00	176	146	PEAK
	Limit	Read	Ant	Cable	Preamp	Aux	APos	TPos																																																																				
Freq	Level	Line	Margin	Level	Factor	Loss	Factor																																																																					
MHz	dBuV/m	dBuV/m	dB	dBuV	dB/m	dB	dB																																																																					
1	2389.95	72.99	74.00	-1.01	64.02	32.38	7.11	36.52	6.00	176	146	PEAK																																																																
Limit	Read	Ant	Cable	Preamp	Aux	APos	TPos																																																																					
Freq	Level	Line	Margin	Level	Factor	Loss	Factor																																																																					
MHz	dBuV/m	dBuV/m	dB	dBuV	dB/m	dB	dB																																																																					
1	2412.00	111.50	-----	-----	102.60	32.39	7.14	36.63	6.00	176	146	PEAK																																																																
Avg	<table border="1"> <thead> <tr> <th>Limit</th> <th>Read</th> <th>Ant</th> <th>Cable</th> <th>Preamp</th> <th>Aux</th> <th>APos</th> <th>TPos</th> </tr> <tr> <th>Freq</th> <th>Level</th> <th>Line</th> <th>Margin</th> <th>Level</th> <th>Factor</th> <th>Loss</th> <th>Factor</th> </tr> <tr> <th>MHz</th> <th>dBuV/m</th> <th>dBuV/m</th> <th>dB</th> <th>dBuV</th> <th>dB/m</th> <th>dB</th> <th>dB</th> </tr> </thead> <tbody> <tr> <td>1</td> <td>2389.95</td> <td>51.54</td> <td>54.00</td> <td>-2.46</td> <td>42.57</td> <td>32.38</td> <td>7.11</td> <td>36.52</td> <td>6.00</td> <td>176</td> <td>146</td> <td>AVERAGE</td> </tr> </tbody> </table>	Limit	Read	Ant	Cable	Preamp	Aux	APos	TPos	Freq	Level	Line	Margin	Level	Factor	Loss	Factor	MHz	dBuV/m	dBuV/m	dB	dBuV	dB/m	dB	dB	1	2389.95	51.54	54.00	-2.46	42.57	32.38	7.11	36.52	6.00	176	146	AVERAGE	<table border="1"> <thead> <tr> <th>Limit</th> <th>Read</th> <th>Ant</th> <th>Cable</th> <th>Preamp</th> <th>Aux</th> <th>APos</th> <th>TPos</th> </tr> <tr> <th>Freq</th> <th>Level</th> <th>Line</th> <th>Margin</th> <th>Level</th> <th>Factor</th> <th>Loss</th> <th>Factor</th> </tr> <tr> <th>MHz</th> <th>dBuV/m</th> <th>dBuV/m</th> <th>dB</th> <th>dBuV</th> <th>dB/m</th> <th>dB</th> <th>dB</th> </tr> </thead> <tbody> <tr> <td>1</td> <td>2412.00</td> <td>102.18</td> <td>-----</td> <td>-----</td> <td>93.28</td> <td>32.39</td> <td>7.14</td> <td>36.63</td> <td>6.00</td> <td>176</td> <td>146</td> <td>AVERAGE</td> </tr> </tbody> </table>	Limit	Read	Ant	Cable	Preamp	Aux	APos	TPos	Freq	Level	Line	Margin	Level	Factor	Loss	Factor	MHz	dBuV/m	dBuV/m	dB	dBuV	dB/m	dB	dB	1	2412.00	102.18	-----	-----	93.28	32.39	7.14	36.63	6.00	176	146	AVERAGE
Limit	Read	Ant	Cable	Preamp	Aux	APos	TPos																																																																					
Freq	Level	Line	Margin	Level	Factor	Loss	Factor																																																																					
MHz	dBuV/m	dBuV/m	dB	dBuV	dB/m	dB	dB																																																																					
1	2389.95	51.54	54.00	-2.46	42.57	32.38	7.11	36.52	6.00	176	146	AVERAGE																																																																
Limit	Read	Ant	Cable	Preamp	Aux	APos	TPos																																																																					
Freq	Level	Line	Margin	Level	Factor	Loss	Factor																																																																					
MHz	dBuV/m	dBuV/m	dB	dBuV	dB/m	dB	dB																																																																					
1	2412.00	102.18	-----	-----	93.28	32.39	7.14	36.63	6.00	176	146	AVERAGE																																																																



		4																																																																														
Mode	Band Edge																																																																															
	2400-2483.5_802.11g_CH01_2412MHz																																																																															
Pol.	Vertical	Fundamental																																																																														
Peak	<table border="1"> <thead> <tr> <th>Limit</th> <th>Read</th> <th>Ant</th> <th>Cable</th> <th>Preamp</th> <th>Aux</th> <th>APos</th> <th>TPos</th> </tr> <tr> <th>Freq</th> <th>Level</th> <th>Line Margin</th> <th>Level Factor</th> <th>Loss Factor</th> <th>Factor</th> <th>Factor</th> <th>Remark</th> </tr> <tr> <th>MHz</th> <th>dBuV/m</th> <th>dBuV/m</th> <th>dB</th> <th>dBuV</th> <th>dB/m</th> <th>dB</th> <th>dB</th> <th>cm</th> <th>deg</th> </tr> </thead> <tbody> <tr> <td>1</td> <td>2389.69</td> <td>64.13</td> <td>74.00</td> <td>-9.87</td> <td>55.16</td> <td>32.38</td> <td>7.11</td> <td>36.52</td> <td>6.00</td> <td>378</td> <td>254</td> <td>PEAK</td> </tr> </tbody> </table>	Limit	Read	Ant	Cable	Preamp	Aux	APos	TPos	Freq	Level	Line Margin	Level Factor	Loss Factor	Factor	Factor	Remark	MHz	dBuV/m	dBuV/m	dB	dBuV	dB/m	dB	dB	cm	deg	1	2389.69	64.13	74.00	-9.87	55.16	32.38	7.11	36.52	6.00	378	254	PEAK	<table border="1"> <thead> <tr> <th>Limit</th> <th>Read</th> <th>Ant</th> <th>Cable</th> <th>Preamp</th> <th>Aux</th> <th>APos</th> <th>TPos</th> </tr> <tr> <th>Freq</th> <th>Level</th> <th>Line Margin</th> <th>Level Factor</th> <th>Loss Factor</th> <th>Factor</th> <th>Factor</th> <th>Remark</th> </tr> <tr> <th>MHz</th> <th>dBuV/m</th> <th>dBuV/m</th> <th>dB</th> <th>dBuV</th> <th>dB/m</th> <th>dB</th> <th>dB</th> <th>cm</th> <th>deg</th> </tr> </thead> <tbody> <tr> <td>1</td> <td>2412.00</td> <td>104.72</td> <td>-----</td> <td>-----</td> <td>95.81</td> <td>32.39</td> <td>7.14</td> <td>36.62</td> <td>6.00</td> <td>378</td> <td>254</td> <td>PEAK</td> </tr> </tbody> </table>	Limit	Read	Ant	Cable	Preamp	Aux	APos	TPos	Freq	Level	Line Margin	Level Factor	Loss Factor	Factor	Factor	Remark	MHz	dBuV/m	dBuV/m	dB	dBuV	dB/m	dB	dB	cm	deg	1	2412.00	104.72	-----	-----	95.81	32.39	7.14	36.62	6.00	378	254	PEAK
	Limit	Read	Ant	Cable	Preamp	Aux	APos	TPos																																																																								
Freq	Level	Line Margin	Level Factor	Loss Factor	Factor	Factor	Remark																																																																									
MHz	dBuV/m	dBuV/m	dB	dBuV	dB/m	dB	dB	cm	deg																																																																							
1	2389.69	64.13	74.00	-9.87	55.16	32.38	7.11	36.52	6.00	378	254	PEAK																																																																				
Limit	Read	Ant	Cable	Preamp	Aux	APos	TPos																																																																									
Freq	Level	Line Margin	Level Factor	Loss Factor	Factor	Factor	Remark																																																																									
MHz	dBuV/m	dBuV/m	dB	dBuV	dB/m	dB	dB	cm	deg																																																																							
1	2412.00	104.72	-----	-----	95.81	32.39	7.14	36.62	6.00	378	254	PEAK																																																																				
Avg	<table border="1"> <thead> <tr> <th>Limit</th> <th>Read</th> <th>Ant</th> <th>Cable</th> <th>Preamp</th> <th>Aux</th> <th>APos</th> <th>TPos</th> </tr> <tr> <th>Freq</th> <th>Level</th> <th>Line Margin</th> <th>Level Factor</th> <th>Loss Factor</th> <th>Factor</th> <th>Factor</th> <th>Remark</th> </tr> <tr> <th>MHz</th> <th>dBuV/m</th> <th>dBuV/m</th> <th>dB</th> <th>dBuV</th> <th>dB/m</th> <th>dB</th> <th>dB</th> <th>cm</th> <th>deg</th> </tr> </thead> <tbody> <tr> <td>1</td> <td>2389.95</td> <td>47.21</td> <td>54.00</td> <td>-6.79</td> <td>38.24</td> <td>32.38</td> <td>7.11</td> <td>36.52</td> <td>6.00</td> <td>378</td> <td>254</td> <td>AVERAGE</td> </tr> </tbody> </table>	Limit	Read	Ant	Cable	Preamp	Aux	APos	TPos	Freq	Level	Line Margin	Level Factor	Loss Factor	Factor	Factor	Remark	MHz	dBuV/m	dBuV/m	dB	dBuV	dB/m	dB	dB	cm	deg	1	2389.95	47.21	54.00	-6.79	38.24	32.38	7.11	36.52	6.00	378	254	AVERAGE	<table border="1"> <thead> <tr> <th>Limit</th> <th>Read</th> <th>Ant</th> <th>Cable</th> <th>Preamp</th> <th>Aux</th> <th>APos</th> <th>TPos</th> </tr> <tr> <th>Freq</th> <th>Level</th> <th>Line Margin</th> <th>Level Factor</th> <th>Loss Factor</th> <th>Factor</th> <th>Factor</th> <th>Remark</th> </tr> <tr> <th>MHz</th> <th>dBuV/m</th> <th>dBuV/m</th> <th>dB</th> <th>dBuV</th> <th>dB/m</th> <th>dB</th> <th>dB</th> <th>cm</th> <th>deg</th> </tr> </thead> <tbody> <tr> <td>1</td> <td>2412.00</td> <td>95.51</td> <td>-----</td> <td>-----</td> <td>86.60</td> <td>32.39</td> <td>7.14</td> <td>36.62</td> <td>6.00</td> <td>378</td> <td>254</td> <td>AVERAGE</td> </tr> </tbody> </table>	Limit	Read	Ant	Cable	Preamp	Aux	APos	TPos	Freq	Level	Line Margin	Level Factor	Loss Factor	Factor	Factor	Remark	MHz	dBuV/m	dBuV/m	dB	dBuV	dB/m	dB	dB	cm	deg	1	2412.00	95.51	-----	-----	86.60	32.39	7.14	36.62	6.00	378	254	AVERAGE
Limit	Read	Ant	Cable	Preamp	Aux	APos	TPos																																																																									
Freq	Level	Line Margin	Level Factor	Loss Factor	Factor	Factor	Remark																																																																									
MHz	dBuV/m	dBuV/m	dB	dBuV	dB/m	dB	dB	cm	deg																																																																							
1	2389.95	47.21	54.00	-6.79	38.24	32.38	7.11	36.52	6.00	378	254	AVERAGE																																																																				
Limit	Read	Ant	Cable	Preamp	Aux	APos	TPos																																																																									
Freq	Level	Line Margin	Level Factor	Loss Factor	Factor	Factor	Remark																																																																									
MHz	dBuV/m	dBuV/m	dB	dBuV	dB/m	dB	dB	cm	deg																																																																							
1	2412.00	95.51	-----	-----	86.60	32.39	7.14	36.62	6.00	378	254	AVERAGE																																																																				





Mode		5																																																																																		
		Band Edge - L																																																																																		
		2400-2483.5_802.11g_CH06_2437MHz																																																																																		
Pol.	Horizontal	Fundamental																																																																																		
Peak	<p>Level (dBuV/m) vs Frequency (MHz) plot for Horizontal polarization. The y-axis ranges from 0 to 130 dBuV/m, and the x-axis ranges from 2310 to 2440 MHz. A red horizontal line indicates the FCC PART 15C limit at approximately 74 dBuV/m. The plot shows a rising signal level starting around 2388 MHz, reaching the limit at approximately 2437 MHz.</p> <table border="1"> <thead> <tr> <th>Limit</th> <th>Read</th> <th>Ant</th> <th>Cable</th> <th>Preamp</th> <th>Aux</th> <th>APos</th> <th>TPos</th> <th>Remark</th> </tr> <tr> <th>Freq</th> <th>Level</th> <th>Line</th> <th>Margin</th> <th>Level</th> <th>Factor</th> <th>Loss</th> <th>Factor</th> <th>Factor</th> </tr> <tr> <th>MHz</th> <th>dBuV/m</th> <th>dBuV/m</th> <th>dB</th> <th>dBuV</th> <th>dB/m</th> <th>dB</th> <th>dB</th> <th>cm</th> <th>deg</th> </tr> </thead> <tbody> <tr> <td>1</td> <td>2388.78</td> <td>60.42</td> <td>74.00</td> <td>-13.58</td> <td>51.47</td> <td>32.37</td> <td>7.10</td> <td>36.52</td> <td>6.00</td> <td>100</td> <td>148</td> <td>PEAK</td> </tr> </tbody> </table>	Limit	Read	Ant	Cable	Preamp	Aux	APos	TPos	Remark	Freq	Level	Line	Margin	Level	Factor	Loss	Factor	Factor	MHz	dBuV/m	dBuV/m	dB	dBuV	dB/m	dB	dB	cm	deg	1	2388.78	60.42	74.00	-13.58	51.47	32.37	7.10	36.52	6.00	100	148	PEAK	<p>Level (dBuV/m) vs Frequency (MHz) plot for Fundamental polarization. The y-axis ranges from 0 to 130 dBuV/m, and the x-axis ranges from 1000 to 3000 MHz. A red horizontal line indicates the FCC PART 15C limit at approximately 74 dBuV/m. A sharp peak is visible at approximately 2437 MHz, exceeding the limit.</p> <table border="1"> <thead> <tr> <th>Limit</th> <th>Read</th> <th>Ant</th> <th>Cable</th> <th>Preamp</th> <th>Aux</th> <th>APos</th> <th>TPos</th> <th>Remark</th> </tr> <tr> <th>Freq</th> <th>Level</th> <th>Line</th> <th>Margin</th> <th>Level</th> <th>Factor</th> <th>Loss</th> <th>Factor</th> <th>Factor</th> </tr> <tr> <th>MHz</th> <th>dBuV/m</th> <th>dBuV/m</th> <th>dB</th> <th>dBuV</th> <th>dB/m</th> <th>dB</th> <th>dB</th> <th>cm</th> <th>deg</th> </tr> </thead> <tbody> <tr> <td>1</td> <td>2437.00</td> <td>113.43</td> <td>-----</td> <td>-----</td> <td>104.67</td> <td>32.37</td> <td>7.19</td> <td>36.80</td> <td>6.00</td> <td>100</td> <td>148</td> <td>PEAK</td> </tr> </tbody> </table>	Limit	Read	Ant	Cable	Preamp	Aux	APos	TPos	Remark	Freq	Level	Line	Margin	Level	Factor	Loss	Factor	Factor	MHz	dBuV/m	dBuV/m	dB	dBuV	dB/m	dB	dB	cm	deg	1	2437.00	113.43	-----	-----	104.67	32.37	7.19	36.80	6.00	100	148	PEAK
	Limit	Read	Ant	Cable	Preamp	Aux	APos	TPos	Remark																																																																											
Freq	Level	Line	Margin	Level	Factor	Loss	Factor	Factor																																																																												
MHz	dBuV/m	dBuV/m	dB	dBuV	dB/m	dB	dB	cm	deg																																																																											
1	2388.78	60.42	74.00	-13.58	51.47	32.37	7.10	36.52	6.00	100	148	PEAK																																																																								
Limit	Read	Ant	Cable	Preamp	Aux	APos	TPos	Remark																																																																												
Freq	Level	Line	Margin	Level	Factor	Loss	Factor	Factor																																																																												
MHz	dBuV/m	dBuV/m	dB	dBuV	dB/m	dB	dB	cm	deg																																																																											
1	2437.00	113.43	-----	-----	104.67	32.37	7.19	36.80	6.00	100	148	PEAK																																																																								
Avg	<p>Level (dBuV/m) vs Frequency (MHz) plot for Horizontal polarization, showing the average signal. The y-axis ranges from 0 to 130 dBuV/m, and the x-axis ranges from 2310 to 2440 MHz. A red horizontal line indicates the FCC PART 15C (AVG) limit at approximately 54 dBuV/m. The signal level rises to meet this limit at approximately 2437 MHz.</p> <table border="1"> <thead> <tr> <th>Limit</th> <th>Read</th> <th>Ant</th> <th>Cable</th> <th>Preamp</th> <th>Aux</th> <th>APos</th> <th>TPos</th> <th>Remark</th> </tr> <tr> <th>Freq</th> <th>Level</th> <th>Line</th> <th>Margin</th> <th>Level</th> <th>Factor</th> <th>Loss</th> <th>Factor</th> <th>Factor</th> </tr> <tr> <th>MHz</th> <th>dBuV/m</th> <th>dBuV/m</th> <th>dB</th> <th>dBuV</th> <th>dB/m</th> <th>dB</th> <th>dB</th> <th>cm</th> <th>deg</th> </tr> </thead> <tbody> <tr> <td>1</td> <td>2389.69</td> <td>45.46</td> <td>54.00</td> <td>-8.54</td> <td>36.49</td> <td>32.38</td> <td>7.11</td> <td>36.52</td> <td>6.00</td> <td>100</td> <td>148</td> <td>AVERAGE</td> </tr> </tbody> </table>	Limit	Read	Ant	Cable	Preamp	Aux	APos	TPos	Remark	Freq	Level	Line	Margin	Level	Factor	Loss	Factor	Factor	MHz	dBuV/m	dBuV/m	dB	dBuV	dB/m	dB	dB	cm	deg	1	2389.69	45.46	54.00	-8.54	36.49	32.38	7.11	36.52	6.00	100	148	AVERAGE	<p>Level (dBuV/m) vs Frequency (MHz) plot for Fundamental polarization, showing the average signal. The y-axis ranges from 0 to 130 dBuV/m, and the x-axis ranges from 1000 to 3000 MHz. A red horizontal line indicates the FCC PART 15C (AVG) limit at approximately 54 dBuV/m. A sharp peak is visible at approximately 2437 MHz, exceeding the limit.</p> <table border="1"> <thead> <tr> <th>Limit</th> <th>Read</th> <th>Ant</th> <th>Cable</th> <th>Preamp</th> <th>Aux</th> <th>APos</th> <th>TPos</th> <th>Remark</th> </tr> <tr> <th>Freq</th> <th>Level</th> <th>Line</th> <th>Margin</th> <th>Level</th> <th>Factor</th> <th>Loss</th> <th>Factor</th> <th>Factor</th> </tr> <tr> <th>MHz</th> <th>dBuV/m</th> <th>dBuV/m</th> <th>dB</th> <th>dBuV</th> <th>dB/m</th> <th>dB</th> <th>dB</th> <th>cm</th> <th>deg</th> </tr> </thead> <tbody> <tr> <td>1</td> <td>2437.00</td> <td>104.14</td> <td>-----</td> <td>-----</td> <td>95.39</td> <td>32.37</td> <td>7.19</td> <td>36.81</td> <td>6.00</td> <td>100</td> <td>148</td> <td>AVERAGE</td> </tr> </tbody> </table>	Limit	Read	Ant	Cable	Preamp	Aux	APos	TPos	Remark	Freq	Level	Line	Margin	Level	Factor	Loss	Factor	Factor	MHz	dBuV/m	dBuV/m	dB	dBuV	dB/m	dB	dB	cm	deg	1	2437.00	104.14	-----	-----	95.39	32.37	7.19	36.81	6.00	100	148	AVERAGE
Limit	Read	Ant	Cable	Preamp	Aux	APos	TPos	Remark																																																																												
Freq	Level	Line	Margin	Level	Factor	Loss	Factor	Factor																																																																												
MHz	dBuV/m	dBuV/m	dB	dBuV	dB/m	dB	dB	cm	deg																																																																											
1	2389.69	45.46	54.00	-8.54	36.49	32.38	7.11	36.52	6.00	100	148	AVERAGE																																																																								
Limit	Read	Ant	Cable	Preamp	Aux	APos	TPos	Remark																																																																												
Freq	Level	Line	Margin	Level	Factor	Loss	Factor	Factor																																																																												
MHz	dBuV/m	dBuV/m	dB	dBuV	dB/m	dB	dB	cm	deg																																																																											
1	2437.00	104.14	-----	-----	95.39	32.37	7.19	36.81	6.00	100	148	AVERAGE																																																																								



Mode	5																																																		
	Band Edge - R																																																		
	2400-2483.5_802.11g_CH06_2437MHz																																																		
Pol.	Horizontal	Fundamental																																																	
Peak	<table border="1"> <thead> <tr> <th>Limit</th> <th>Read</th> <th>Ant</th> <th>Cable</th> <th>Preamp</th> <th>Aux</th> <th>APos</th> <th>TPos</th> <th>Remark</th> </tr> <tr> <th>Freq</th> <th>Level</th> <th>Line</th> <th>Margin</th> <th>Level</th> <th>Factor</th> <th>Loss</th> <th>Factor</th> <th>Factor</th> </tr> <tr> <th>MHz</th> <th>dBuV/m</th> <th>dBuV/m</th> <th>dB</th> <th>dBuV</th> <th>dB/m</th> <th>dB</th> <th>dB</th> <th>dB</th> </tr> <tr> <th>cm</th> <th>deg</th> <th></th> <th></th> <th></th> <th></th> <th></th> <th></th> <th></th> </tr> </thead> <tbody> <tr> <td>1</td> <td>2483.62</td> <td>68.61</td> <td>74.00</td> <td>-5.39</td> <td>60.06</td> <td>32.34</td> <td>7.26</td> <td>37.05</td> <td>6.00</td> <td>100</td> <td>148</td> <td>PEAK</td> </tr> </tbody> </table>	Limit	Read	Ant	Cable	Preamp	Aux	APos	TPos	Remark	Freq	Level	Line	Margin	Level	Factor	Loss	Factor	Factor	MHz	dBuV/m	dBuV/m	dB	dBuV	dB/m	dB	dB	dB	cm	deg								1	2483.62	68.61	74.00	-5.39	60.06	32.34	7.26	37.05	6.00	100	148	PEAK	Blank
Limit	Read	Ant	Cable	Preamp	Aux	APos	TPos	Remark																																											
Freq	Level	Line	Margin	Level	Factor	Loss	Factor	Factor																																											
MHz	dBuV/m	dBuV/m	dB	dBuV	dB/m	dB	dB	dB																																											
cm	deg																																																		
1	2483.62	68.61	74.00	-5.39	60.06	32.34	7.26	37.05	6.00	100	148	PEAK																																							
Avg	<table border="1"> <thead> <tr> <th>Limit</th> <th>Read</th> <th>Ant</th> <th>Cable</th> <th>Preamp</th> <th>Aux</th> <th>APos</th> <th>TPos</th> <th>Remark</th> </tr> <tr> <th>Freq</th> <th>Level</th> <th>Line</th> <th>Margin</th> <th>Level</th> <th>Factor</th> <th>Loss</th> <th>Factor</th> <th>Factor</th> </tr> <tr> <th>MHz</th> <th>dBuV/m</th> <th>dBuV/m</th> <th>dB</th> <th>dBuV</th> <th>dB/m</th> <th>dB</th> <th>dB</th> <th>dB</th> </tr> <tr> <th>cm</th> <th>deg</th> <th></th> <th></th> <th></th> <th></th> <th></th> <th></th> <th></th> </tr> </thead> <tbody> <tr> <td>1</td> <td>2483.50</td> <td>48.12</td> <td>54.00</td> <td>-5.88</td> <td>39.57</td> <td>32.34</td> <td>7.26</td> <td>37.05</td> <td>6.00</td> <td>100</td> <td>148</td> <td>AVERAGE</td> </tr> </tbody> </table>	Limit	Read	Ant	Cable	Preamp	Aux	APos	TPos	Remark	Freq	Level	Line	Margin	Level	Factor	Loss	Factor	Factor	MHz	dBuV/m	dBuV/m	dB	dBuV	dB/m	dB	dB	dB	cm	deg								1	2483.50	48.12	54.00	-5.88	39.57	32.34	7.26	37.05	6.00	100	148	AVERAGE	Blank
Limit	Read	Ant	Cable	Preamp	Aux	APos	TPos	Remark																																											
Freq	Level	Line	Margin	Level	Factor	Loss	Factor	Factor																																											
MHz	dBuV/m	dBuV/m	dB	dBuV	dB/m	dB	dB	dB																																											
cm	deg																																																		
1	2483.50	48.12	54.00	-5.88	39.57	32.34	7.26	37.05	6.00	100	148	AVERAGE																																							



Mode		5																																																																																								
		Band Edge - L																																																																																								
		2400-2483.5_802.11g_CH06_2437MHz																																																																																								
Pol.	Vertical	Fundamental																																																																																								
Peak	<table border="1"> <thead> <tr> <th>Limit</th> <th>Read</th> <th>Ant</th> <th>Cable</th> <th>Preamp</th> <th>Aux</th> <th>APos</th> <th>TPos</th> <th>Remark</th> </tr> <tr> <th>Freq</th> <th>Level</th> <th>Line</th> <th>Margin</th> <th>Level</th> <th>Factor</th> <th>Loss</th> <th>Factor</th> <th>Factor</th> <th>cm</th> <th>deg</th> </tr> <tr> <th>MHz</th> <th>dBuV/m</th> <th>dBuV/m</th> <th>dB</th> <th>dBuV</th> <th>dB/m</th> <th>dB</th> <th>dB</th> <th>dB</th> <th>cm</th> <th>deg</th> </tr> </thead> <tbody> <tr> <td>1</td> <td>2389.95</td> <td>56.90</td> <td>74.00</td> <td>-17.10</td> <td>47.93</td> <td>32.38</td> <td>7.11</td> <td>36.52</td> <td>6.00</td> <td>335</td> <td>258</td> <td>PEAK</td> </tr> </tbody> </table>	Limit	Read	Ant	Cable	Preamp	Aux	APos	TPos	Remark	Freq	Level	Line	Margin	Level	Factor	Loss	Factor	Factor	cm	deg	MHz	dBuV/m	dBuV/m	dB	dBuV	dB/m	dB	dB	dB	cm	deg	1	2389.95	56.90	74.00	-17.10	47.93	32.38	7.11	36.52	6.00	335	258	PEAK	<table border="1"> <thead> <tr> <th>Limit</th> <th>Read</th> <th>Ant</th> <th>Cable</th> <th>Preamp</th> <th>Aux</th> <th>APos</th> <th>TPos</th> <th>Remark</th> </tr> <tr> <th>Freq</th> <th>Level</th> <th>Line</th> <th>Margin</th> <th>Level</th> <th>Factor</th> <th>Loss</th> <th>Factor</th> <th>Factor</th> <th>cm</th> <th>deg</th> </tr> <tr> <th>MHz</th> <th>dBuV/m</th> <th>dBuV/m</th> <th>dB</th> <th>dBuV</th> <th>dB/m</th> <th>dB</th> <th>dB</th> <th>dB</th> <th>cm</th> <th>deg</th> </tr> </thead> <tbody> <tr> <td>1</td> <td>2437.00</td> <td>107.93</td> <td>-----</td> <td>-----</td> <td>99.18</td> <td>32.37</td> <td>7.19</td> <td>36.81</td> <td>6.00</td> <td>335</td> <td>258</td> <td>PEAK</td> </tr> </tbody> </table>	Limit	Read	Ant	Cable	Preamp	Aux	APos	TPos	Remark	Freq	Level	Line	Margin	Level	Factor	Loss	Factor	Factor	cm	deg	MHz	dBuV/m	dBuV/m	dB	dBuV	dB/m	dB	dB	dB	cm	deg	1	2437.00	107.93	-----	-----	99.18	32.37	7.19	36.81	6.00	335	258	PEAK
	Limit	Read	Ant	Cable	Preamp	Aux	APos	TPos	Remark																																																																																	
Freq	Level	Line	Margin	Level	Factor	Loss	Factor	Factor	cm	deg																																																																																
MHz	dBuV/m	dBuV/m	dB	dBuV	dB/m	dB	dB	dB	cm	deg																																																																																
1	2389.95	56.90	74.00	-17.10	47.93	32.38	7.11	36.52	6.00	335	258	PEAK																																																																														
Limit	Read	Ant	Cable	Preamp	Aux	APos	TPos	Remark																																																																																		
Freq	Level	Line	Margin	Level	Factor	Loss	Factor	Factor	cm	deg																																																																																
MHz	dBuV/m	dBuV/m	dB	dBuV	dB/m	dB	dB	dB	cm	deg																																																																																
1	2437.00	107.93	-----	-----	99.18	32.37	7.19	36.81	6.00	335	258	PEAK																																																																														
Avg	<table border="1"> <thead> <tr> <th>Limit</th> <th>Read</th> <th>Ant</th> <th>Cable</th> <th>Preamp</th> <th>Aux</th> <th>APos</th> <th>TPos</th> <th>Remark</th> </tr> <tr> <th>Freq</th> <th>Level</th> <th>Line</th> <th>Margin</th> <th>Level</th> <th>Factor</th> <th>Loss</th> <th>Factor</th> <th>Factor</th> <th>cm</th> <th>deg</th> </tr> <tr> <th>MHz</th> <th>dBuV/m</th> <th>dBuV/m</th> <th>dB</th> <th>dBuV</th> <th>dB/m</th> <th>dB</th> <th>dB</th> <th>dB</th> <th>cm</th> <th>deg</th> </tr> </thead> <tbody> <tr> <td>1</td> <td>2389.82</td> <td>40.94</td> <td>54.00</td> <td>-13.06</td> <td>31.97</td> <td>32.38</td> <td>7.11</td> <td>36.52</td> <td>6.00</td> <td>335</td> <td>258</td> <td>AVERAGE</td> </tr> </tbody> </table>	Limit	Read	Ant	Cable	Preamp	Aux	APos	TPos	Remark	Freq	Level	Line	Margin	Level	Factor	Loss	Factor	Factor	cm	deg	MHz	dBuV/m	dBuV/m	dB	dBuV	dB/m	dB	dB	dB	cm	deg	1	2389.82	40.94	54.00	-13.06	31.97	32.38	7.11	36.52	6.00	335	258	AVERAGE	<table border="1"> <thead> <tr> <th>Limit</th> <th>Read</th> <th>Ant</th> <th>Cable</th> <th>Preamp</th> <th>Aux</th> <th>APos</th> <th>TPos</th> <th>Remark</th> </tr> <tr> <th>Freq</th> <th>Level</th> <th>Line</th> <th>Margin</th> <th>Level</th> <th>Factor</th> <th>Loss</th> <th>Factor</th> <th>Factor</th> <th>cm</th> <th>deg</th> </tr> <tr> <th>MHz</th> <th>dBuV/m</th> <th>dBuV/m</th> <th>dB</th> <th>dBuV</th> <th>dB/m</th> <th>dB</th> <th>dB</th> <th>dB</th> <th>cm</th> <th>deg</th> </tr> </thead> <tbody> <tr> <td>1</td> <td>2437.00</td> <td>98.58</td> <td>-----</td> <td>-----</td> <td>89.83</td> <td>32.37</td> <td>7.19</td> <td>36.81</td> <td>6.00</td> <td>335</td> <td>258</td> <td>AVERAGE</td> </tr> </tbody> </table>	Limit	Read	Ant	Cable	Preamp	Aux	APos	TPos	Remark	Freq	Level	Line	Margin	Level	Factor	Loss	Factor	Factor	cm	deg	MHz	dBuV/m	dBuV/m	dB	dBuV	dB/m	dB	dB	dB	cm	deg	1	2437.00	98.58	-----	-----	89.83	32.37	7.19	36.81	6.00	335	258	AVERAGE
Limit	Read	Ant	Cable	Preamp	Aux	APos	TPos	Remark																																																																																		
Freq	Level	Line	Margin	Level	Factor	Loss	Factor	Factor	cm	deg																																																																																
MHz	dBuV/m	dBuV/m	dB	dBuV	dB/m	dB	dB	dB	cm	deg																																																																																
1	2389.82	40.94	54.00	-13.06	31.97	32.38	7.11	36.52	6.00	335	258	AVERAGE																																																																														
Limit	Read	Ant	Cable	Preamp	Aux	APos	TPos	Remark																																																																																		
Freq	Level	Line	Margin	Level	Factor	Loss	Factor	Factor	cm	deg																																																																																
MHz	dBuV/m	dBuV/m	dB	dBuV	dB/m	dB	dB	dB	cm	deg																																																																																
1	2437.00	98.58	-----	-----	89.83	32.37	7.19	36.81	6.00	335	258	AVERAGE																																																																														



		5																																																																									
Mode	Band Edge - R																																																																										
	2400-2483.5_802.11g_CH06_2437MHz																																																																										
Pol.	Vertical	Fundamental																																																																									
Peak	<table border="1"> <thead> <tr> <th>Limit</th> <th>Read</th> <th>Ant</th> <th>Cable</th> <th>Preamp</th> <th>Aux</th> <th>APos</th> <th>TPos</th> </tr> <tr> <th>Freq</th> <th>Level</th> <th>Line</th> <th>Margin</th> <th>Level</th> <th>Factor</th> <th>Loss</th> <th>Factor</th> </tr> <tr> <th>MHz</th> <th>dBuV/m</th> <th>dBuV/m</th> <th>dB</th> <th>dBuV</th> <th>dB/m</th> <th>dB</th> <th>dB</th> </tr> </thead> <tbody> <tr> <td>1</td> <td>2484.16</td> <td>56.62</td> <td>74.00</td> <td>-17.38</td> <td>48.08</td> <td>32.34</td> <td>7.26</td> </tr> <tr> <td></td> <td></td> <td></td> <td></td> <td></td> <td></td> <td></td> <td>37.06</td> </tr> <tr> <td></td> <td></td> <td></td> <td></td> <td></td> <td></td> <td></td> <td>6.00</td> </tr> <tr> <td></td> <td></td> <td></td> <td></td> <td></td> <td></td> <td></td> <td>335</td> </tr> <tr> <td></td> <td></td> <td></td> <td></td> <td></td> <td></td> <td></td> <td>258</td> </tr> <tr> <td></td> <td></td> <td></td> <td></td> <td></td> <td></td> <td></td> <td>PEAK</td> </tr> </tbody> </table>	Limit	Read	Ant	Cable	Preamp	Aux	APos	TPos	Freq	Level	Line	Margin	Level	Factor	Loss	Factor	MHz	dBuV/m	dBuV/m	dB	dBuV	dB/m	dB	dB	1	2484.16	56.62	74.00	-17.38	48.08	32.34	7.26								37.06								6.00								335								258								PEAK	Blank	
Limit	Read	Ant	Cable	Preamp	Aux	APos	TPos																																																																				
Freq	Level	Line	Margin	Level	Factor	Loss	Factor																																																																				
MHz	dBuV/m	dBuV/m	dB	dBuV	dB/m	dB	dB																																																																				
1	2484.16	56.62	74.00	-17.38	48.08	32.34	7.26																																																																				
							37.06																																																																				
							6.00																																																																				
							335																																																																				
							258																																																																				
							PEAK																																																																				
Avg	<table border="1"> <thead> <tr> <th>Limit</th> <th>Read</th> <th>Ant</th> <th>Cable</th> <th>Preamp</th> <th>Aux</th> <th>APos</th> <th>TPos</th> </tr> <tr> <th>Freq</th> <th>Level</th> <th>Line</th> <th>Margin</th> <th>Level</th> <th>Factor</th> <th>Loss</th> <th>Factor</th> </tr> <tr> <th>MHz</th> <th>dBuV/m</th> <th>dBuV/m</th> <th>dB</th> <th>dBuV</th> <th>dB/m</th> <th>dB</th> <th>dB</th> </tr> </thead> <tbody> <tr> <td>1</td> <td>2496.52</td> <td>40.86</td> <td>54.00</td> <td>-13.14</td> <td>32.38</td> <td>32.33</td> <td>7.28</td> </tr> <tr> <td></td> <td></td> <td></td> <td></td> <td></td> <td></td> <td></td> <td>37.13</td> </tr> <tr> <td></td> <td></td> <td></td> <td></td> <td></td> <td></td> <td></td> <td>6.00</td> </tr> <tr> <td></td> <td></td> <td></td> <td></td> <td></td> <td></td> <td></td> <td>335</td> </tr> <tr> <td></td> <td></td> <td></td> <td></td> <td></td> <td></td> <td></td> <td>258</td> </tr> <tr> <td></td> <td></td> <td></td> <td></td> <td></td> <td></td> <td></td> <td>AVERAGE</td> </tr> </tbody> </table>	Limit	Read	Ant	Cable	Preamp	Aux	APos	TPos	Freq	Level	Line	Margin	Level	Factor	Loss	Factor	MHz	dBuV/m	dBuV/m	dB	dBuV	dB/m	dB	dB	1	2496.52	40.86	54.00	-13.14	32.38	32.33	7.28								37.13								6.00								335								258								AVERAGE	Blank	
Limit	Read	Ant	Cable	Preamp	Aux	APos	TPos																																																																				
Freq	Level	Line	Margin	Level	Factor	Loss	Factor																																																																				
MHz	dBuV/m	dBuV/m	dB	dBuV	dB/m	dB	dB																																																																				
1	2496.52	40.86	54.00	-13.14	32.38	32.33	7.28																																																																				
							37.13																																																																				
							6.00																																																																				
							335																																																																				
							258																																																																				
							AVERAGE																																																																				



Mode	5																																																																																																																																																															
	Harmonic																																																																																																																																																															
	2400-2483.5_802.11g_CH06_2437MHz																																																																																																																																																															
Pol.	Horizontal	Vertical																																																																																																																																																														
Peak Avg	<table border="1"> <thead> <tr> <th>Limit</th> <th>Read</th> <th>Ant</th> <th>Cable</th> <th>Preamp</th> <th>Aux</th> <th>APos</th> <th>TPos</th> <th>Remark</th> </tr> <tr> <th>Freq</th> <th>Level</th> <th>Line</th> <th>Margin</th> <th>Level</th> <th>Factor</th> <th>Loss</th> <th>Factor</th> <th>Factor</th> </tr> <tr> <th>MHz</th> <th>dBuV/m</th> <th>dBuV/m</th> <th>dB</th> <th>dBuV</th> <th>dB/m</th> <th>dB</th> <th>dB</th> <th>cm</th> <th>deg</th> </tr> </thead> <tbody> <tr> <td>1</td> <td>3249.00</td> <td>51.17</td> <td></td> <td>75.27</td> <td>32.89</td> <td>8.35</td> <td>65.34</td> <td>0.00</td> <td>100</td> <td>330</td> <td>Peak</td> </tr> <tr> <td>2</td> <td>4874.00</td> <td>58.79</td> <td>74.00</td> <td>-15.21</td> <td>79.78</td> <td>34.00</td> <td>10.29</td> <td>65.28</td> <td>0.00</td> <td>113</td> <td>152</td> <td>PEAK</td> </tr> <tr> <td>3</td> <td>4874.00</td> <td>47.65</td> <td>54.00</td> <td>-6.35</td> <td>68.64</td> <td>34.00</td> <td>10.29</td> <td>65.28</td> <td>0.00</td> <td>113</td> <td>152</td> <td>AVERAGE</td> </tr> <tr> <td>4</td> <td>7318.50</td> <td>49.15</td> <td>74.00</td> <td>-24.85</td> <td>67.39</td> <td>35.76</td> <td>12.72</td> <td>66.72</td> <td>0.00</td> <td>100</td> <td>327</td> <td>Peak</td> </tr> </tbody> </table>	Limit	Read	Ant	Cable	Preamp	Aux	APos	TPos	Remark	Freq	Level	Line	Margin	Level	Factor	Loss	Factor	Factor	MHz	dBuV/m	dBuV/m	dB	dBuV	dB/m	dB	dB	cm	deg	1	3249.00	51.17		75.27	32.89	8.35	65.34	0.00	100	330	Peak	2	4874.00	58.79	74.00	-15.21	79.78	34.00	10.29	65.28	0.00	113	152	PEAK	3	4874.00	47.65	54.00	-6.35	68.64	34.00	10.29	65.28	0.00	113	152	AVERAGE	4	7318.50	49.15	74.00	-24.85	67.39	35.76	12.72	66.72	0.00	100	327	Peak	<table border="1"> <thead> <tr> <th>Limit</th> <th>Read</th> <th>Ant</th> <th>Cable</th> <th>Preamp</th> <th>Aux</th> <th>APos</th> <th>TPos</th> <th>Remark</th> </tr> <tr> <th>Freq</th> <th>Level</th> <th>Line</th> <th>Margin</th> <th>Level</th> <th>Factor</th> <th>Loss</th> <th>Factor</th> <th>Factor</th> </tr> <tr> <th>MHz</th> <th>dBuV/m</th> <th>dBuV/m</th> <th>dB</th> <th>dBuV</th> <th>dB/m</th> <th>dB</th> <th>dB</th> <th>cm</th> <th>deg</th> </tr> </thead> <tbody> <tr> <td>1</td> <td>3249.00</td> <td>47.74</td> <td></td> <td>71.84</td> <td>32.89</td> <td>8.35</td> <td>65.34</td> <td>0.00</td> <td>300</td> <td>276</td> <td>Peak</td> </tr> <tr> <td>2</td> <td>4874.00</td> <td>55.97</td> <td>74.00</td> <td>-18.03</td> <td>76.96</td> <td>34.00</td> <td>10.29</td> <td>65.28</td> <td>0.00</td> <td>314</td> <td>279</td> <td>PEAK</td> </tr> <tr> <td>3</td> <td>4874.00</td> <td>44.86</td> <td>54.00</td> <td>-9.14</td> <td>65.85</td> <td>34.00</td> <td>10.29</td> <td>65.28</td> <td>0.00</td> <td>314</td> <td>279</td> <td>AVERAGE</td> </tr> <tr> <td>4</td> <td>7312.50</td> <td>48.71</td> <td>74.00</td> <td>-25.29</td> <td>66.93</td> <td>35.76</td> <td>12.72</td> <td>66.70</td> <td>0.00</td> <td>300</td> <td>161</td> <td>Peak</td> </tr> </tbody> </table>	Limit	Read	Ant	Cable	Preamp	Aux	APos	TPos	Remark	Freq	Level	Line	Margin	Level	Factor	Loss	Factor	Factor	MHz	dBuV/m	dBuV/m	dB	dBuV	dB/m	dB	dB	cm	deg	1	3249.00	47.74		71.84	32.89	8.35	65.34	0.00	300	276	Peak	2	4874.00	55.97	74.00	-18.03	76.96	34.00	10.29	65.28	0.00	314	279	PEAK	3	4874.00	44.86	54.00	-9.14	65.85	34.00	10.29	65.28	0.00	314	279	AVERAGE	4	7312.50	48.71	74.00	-25.29	66.93	35.76	12.72	66.70	0.00	300	161	Peak
Limit	Read	Ant	Cable	Preamp	Aux	APos	TPos	Remark																																																																																																																																																								
Freq	Level	Line	Margin	Level	Factor	Loss	Factor	Factor																																																																																																																																																								
MHz	dBuV/m	dBuV/m	dB	dBuV	dB/m	dB	dB	cm	deg																																																																																																																																																							
1	3249.00	51.17		75.27	32.89	8.35	65.34	0.00	100	330	Peak																																																																																																																																																					
2	4874.00	58.79	74.00	-15.21	79.78	34.00	10.29	65.28	0.00	113	152	PEAK																																																																																																																																																				
3	4874.00	47.65	54.00	-6.35	68.64	34.00	10.29	65.28	0.00	113	152	AVERAGE																																																																																																																																																				
4	7318.50	49.15	74.00	-24.85	67.39	35.76	12.72	66.72	0.00	100	327	Peak																																																																																																																																																				
Limit	Read	Ant	Cable	Preamp	Aux	APos	TPos	Remark																																																																																																																																																								
Freq	Level	Line	Margin	Level	Factor	Loss	Factor	Factor																																																																																																																																																								
MHz	dBuV/m	dBuV/m	dB	dBuV	dB/m	dB	dB	cm	deg																																																																																																																																																							
1	3249.00	47.74		71.84	32.89	8.35	65.34	0.00	300	276	Peak																																																																																																																																																					
2	4874.00	55.97	74.00	-18.03	76.96	34.00	10.29	65.28	0.00	314	279	PEAK																																																																																																																																																				
3	4874.00	44.86	54.00	-9.14	65.85	34.00	10.29	65.28	0.00	314	279	AVERAGE																																																																																																																																																				
4	7312.50	48.71	74.00	-25.29	66.93	35.76	12.72	66.70	0.00	300	161	Peak																																																																																																																																																				



Mode		6																																																																										
		Band Edge																																																																										
		2400-2483.5_802.11g_CH10_2457MHz																																																																										
Pol.	Horizontal		Fundamental																																																																									
Peak	<table border="1"> <thead> <tr> <th>Limit</th> <th>Read</th> <th>Ant</th> <th>Cable</th> <th>Preamp</th> <th>Aux</th> <th>APos</th> <th>TPos</th> </tr> <tr> <th>Freq</th> <th>Level</th> <th>Line</th> <th>Margin</th> <th>Level</th> <th>Factor</th> <th>Loss</th> <th>Factor</th> </tr> <tr> <th>MHz</th> <th>dBuV/m</th> <th>dBuV/m</th> <th>dB</th> <th>dBuV</th> <th>dB/m</th> <th>dB</th> <th>dB</th> </tr> </thead> <tbody> <tr> <td>1</td> <td>2483.94</td> <td>72.02</td> <td>74.00</td> <td>-1.98</td> <td>63.48</td> <td>32.34</td> <td>7.26</td> <td>37.06</td> <td>6.00</td> <td>142</td> <td>149</td> <td>PEAK</td> </tr> </tbody> </table>	Limit	Read	Ant	Cable	Preamp	Aux	APos	TPos	Freq	Level	Line	Margin	Level	Factor	Loss	Factor	MHz	dBuV/m	dBuV/m	dB	dBuV	dB/m	dB	dB	1	2483.94	72.02	74.00	-1.98	63.48	32.34	7.26	37.06	6.00	142	149	PEAK	<table border="1"> <thead> <tr> <th>Limit</th> <th>Read</th> <th>Ant</th> <th>Cable</th> <th>Preamp</th> <th>Aux</th> <th>APos</th> <th>TPos</th> </tr> <tr> <th>Freq</th> <th>Level</th> <th>Line</th> <th>Margin</th> <th>Level</th> <th>Factor</th> <th>Loss</th> <th>Factor</th> </tr> <tr> <th>MHz</th> <th>dBuV/m</th> <th>dBuV/m</th> <th>dB</th> <th>dBuV</th> <th>dB/m</th> <th>dB</th> <th>dB</th> </tr> </thead> <tbody> <tr> <td>1</td> <td>2457.00</td> <td>112.07</td> <td>-----</td> <td>-----</td> <td>103.39</td> <td>32.36</td> <td>7.21</td> <td>36.89</td> <td>6.00</td> <td>142</td> <td>149</td> <td>PEAK</td> </tr> </tbody> </table>	Limit	Read	Ant	Cable	Preamp	Aux	APos	TPos	Freq	Level	Line	Margin	Level	Factor	Loss	Factor	MHz	dBuV/m	dBuV/m	dB	dBuV	dB/m	dB	dB	1	2457.00	112.07	-----	-----	103.39	32.36	7.21	36.89	6.00	142	149	PEAK
	Limit	Read	Ant	Cable	Preamp	Aux	APos	TPos																																																																				
Freq	Level	Line	Margin	Level	Factor	Loss	Factor																																																																					
MHz	dBuV/m	dBuV/m	dB	dBuV	dB/m	dB	dB																																																																					
1	2483.94	72.02	74.00	-1.98	63.48	32.34	7.26	37.06	6.00	142	149	PEAK																																																																
Limit	Read	Ant	Cable	Preamp	Aux	APos	TPos																																																																					
Freq	Level	Line	Margin	Level	Factor	Loss	Factor																																																																					
MHz	dBuV/m	dBuV/m	dB	dBuV	dB/m	dB	dB																																																																					
1	2457.00	112.07	-----	-----	103.39	32.36	7.21	36.89	6.00	142	149	PEAK																																																																
Avg	<table border="1"> <thead> <tr> <th>Limit</th> <th>Read</th> <th>Ant</th> <th>Cable</th> <th>Preamp</th> <th>Aux</th> <th>APos</th> <th>TPos</th> </tr> <tr> <th>Freq</th> <th>Level</th> <th>Line</th> <th>Margin</th> <th>Level</th> <th>Factor</th> <th>Loss</th> <th>Factor</th> </tr> <tr> <th>MHz</th> <th>dBuV/m</th> <th>dBuV/m</th> <th>dB</th> <th>dBuV</th> <th>dB/m</th> <th>dB</th> <th>dB</th> </tr> </thead> <tbody> <tr> <td>1</td> <td>2483.50</td> <td>50.09</td> <td>54.00</td> <td>-3.91</td> <td>41.54</td> <td>32.34</td> <td>7.26</td> <td>37.05</td> <td>6.00</td> <td>142</td> <td>149</td> <td>AVERAGE</td> </tr> </tbody> </table>	Limit	Read	Ant	Cable	Preamp	Aux	APos	TPos	Freq	Level	Line	Margin	Level	Factor	Loss	Factor	MHz	dBuV/m	dBuV/m	dB	dBuV	dB/m	dB	dB	1	2483.50	50.09	54.00	-3.91	41.54	32.34	7.26	37.05	6.00	142	149	AVERAGE	<table border="1"> <thead> <tr> <th>Limit</th> <th>Read</th> <th>Ant</th> <th>Cable</th> <th>Preamp</th> <th>Aux</th> <th>APos</th> <th>TPos</th> </tr> <tr> <th>Freq</th> <th>Level</th> <th>Line</th> <th>Margin</th> <th>Level</th> <th>Factor</th> <th>Loss</th> <th>Factor</th> </tr> <tr> <th>MHz</th> <th>dBuV/m</th> <th>dBuV/m</th> <th>dB</th> <th>dBuV</th> <th>dB/m</th> <th>dB</th> <th>dB</th> </tr> </thead> <tbody> <tr> <td>1</td> <td>2457.00</td> <td>102.85</td> <td>-----</td> <td>-----</td> <td>94.17</td> <td>32.36</td> <td>7.21</td> <td>36.89</td> <td>6.00</td> <td>142</td> <td>149</td> <td>AVERAGE</td> </tr> </tbody> </table>	Limit	Read	Ant	Cable	Preamp	Aux	APos	TPos	Freq	Level	Line	Margin	Level	Factor	Loss	Factor	MHz	dBuV/m	dBuV/m	dB	dBuV	dB/m	dB	dB	1	2457.00	102.85	-----	-----	94.17	32.36	7.21	36.89	6.00	142	149	AVERAGE
Limit	Read	Ant	Cable	Preamp	Aux	APos	TPos																																																																					
Freq	Level	Line	Margin	Level	Factor	Loss	Factor																																																																					
MHz	dBuV/m	dBuV/m	dB	dBuV	dB/m	dB	dB																																																																					
1	2483.50	50.09	54.00	-3.91	41.54	32.34	7.26	37.05	6.00	142	149	AVERAGE																																																																
Limit	Read	Ant	Cable	Preamp	Aux	APos	TPos																																																																					
Freq	Level	Line	Margin	Level	Factor	Loss	Factor																																																																					
MHz	dBuV/m	dBuV/m	dB	dBuV	dB/m	dB	dB																																																																					
1	2457.00	102.85	-----	-----	94.17	32.36	7.21	36.89	6.00	142	149	AVERAGE																																																																



Mode		6																																																																														
		Band Edge																																																																														
		2400-2483.5_802.11g_CH10_2457MHz																																																																														
Pol.	Vertical	Fundamental																																																																														
Peak	<table border="1"> <thead> <tr> <th>Limit</th> <th>Read</th> <th>Ant</th> <th>Cable</th> <th>Preamp</th> <th>Aux</th> <th>APos</th> <th>TPos</th> </tr> <tr> <th>Freq</th> <th>Level</th> <th>Line Margin</th> <th>Level Factor</th> <th>Loss Factor</th> <th>Factor</th> <th>Factor</th> <th>Remark</th> </tr> <tr> <th>MHz</th> <th>dBuV/m</th> <th>dBuV/m</th> <th>dB</th> <th>dBuV</th> <th>dB/m</th> <th>dB</th> <th>dB</th> <th>cm</th> <th>deg</th> </tr> </thead> <tbody> <tr> <td>1</td> <td>2485.24</td> <td>61.23</td> <td>74.00</td> <td>-12.77</td> <td>52.69</td> <td>32.34</td> <td>7.26</td> <td>37.06</td> <td>6.00</td> <td>332</td> <td>258</td> <td>PEAK</td> </tr> </tbody> </table>	Limit	Read	Ant	Cable	Preamp	Aux	APos	TPos	Freq	Level	Line Margin	Level Factor	Loss Factor	Factor	Factor	Remark	MHz	dBuV/m	dBuV/m	dB	dBuV	dB/m	dB	dB	cm	deg	1	2485.24	61.23	74.00	-12.77	52.69	32.34	7.26	37.06	6.00	332	258	PEAK	<table border="1"> <thead> <tr> <th>Limit</th> <th>Read</th> <th>Ant</th> <th>Cable</th> <th>Preamp</th> <th>Aux</th> <th>APos</th> <th>TPos</th> </tr> <tr> <th>Freq</th> <th>Level</th> <th>Line Margin</th> <th>Level Factor</th> <th>Loss Factor</th> <th>Factor</th> <th>Factor</th> <th>Remark</th> </tr> <tr> <th>MHz</th> <th>dBuV/m</th> <th>dBuV/m</th> <th>dB</th> <th>dBuV</th> <th>dB/m</th> <th>dB</th> <th>dB</th> <th>cm</th> <th>deg</th> </tr> </thead> <tbody> <tr> <td>1</td> <td>2457.00</td> <td>105.77</td> <td>-----</td> <td>-----</td> <td>97.06</td> <td>32.36</td> <td>7.21</td> <td>36.86</td> <td>6.00</td> <td>332</td> <td>258</td> <td>PEAK</td> </tr> </tbody> </table>	Limit	Read	Ant	Cable	Preamp	Aux	APos	TPos	Freq	Level	Line Margin	Level Factor	Loss Factor	Factor	Factor	Remark	MHz	dBuV/m	dBuV/m	dB	dBuV	dB/m	dB	dB	cm	deg	1	2457.00	105.77	-----	-----	97.06	32.36	7.21	36.86	6.00	332	258	PEAK
	Limit	Read	Ant	Cable	Preamp	Aux	APos	TPos																																																																								
Freq	Level	Line Margin	Level Factor	Loss Factor	Factor	Factor	Remark																																																																									
MHz	dBuV/m	dBuV/m	dB	dBuV	dB/m	dB	dB	cm	deg																																																																							
1	2485.24	61.23	74.00	-12.77	52.69	32.34	7.26	37.06	6.00	332	258	PEAK																																																																				
Limit	Read	Ant	Cable	Preamp	Aux	APos	TPos																																																																									
Freq	Level	Line Margin	Level Factor	Loss Factor	Factor	Factor	Remark																																																																									
MHz	dBuV/m	dBuV/m	dB	dBuV	dB/m	dB	dB	cm	deg																																																																							
1	2457.00	105.77	-----	-----	97.06	32.36	7.21	36.86	6.00	332	258	PEAK																																																																				
Avg	<table border="1"> <thead> <tr> <th>Limit</th> <th>Read</th> <th>Ant</th> <th>Cable</th> <th>Preamp</th> <th>Aux</th> <th>APos</th> <th>TPos</th> </tr> <tr> <th>Freq</th> <th>Level</th> <th>Line Margin</th> <th>Level Factor</th> <th>Loss Factor</th> <th>Factor</th> <th>Factor</th> <th>Remark</th> </tr> <tr> <th>MHz</th> <th>dBuV/m</th> <th>dBuV/m</th> <th>dB</th> <th>dBuV</th> <th>dB/m</th> <th>dB</th> <th>dB</th> <th>cm</th> <th>deg</th> </tr> </thead> <tbody> <tr> <td>1</td> <td>2483.50</td> <td>40.32</td> <td>54.00</td> <td>-13.68</td> <td>31.77</td> <td>32.34</td> <td>7.26</td> <td>37.05</td> <td>6.00</td> <td>332</td> <td>258</td> <td>AVERAGE</td> </tr> </tbody> </table>	Limit	Read	Ant	Cable	Preamp	Aux	APos	TPos	Freq	Level	Line Margin	Level Factor	Loss Factor	Factor	Factor	Remark	MHz	dBuV/m	dBuV/m	dB	dBuV	dB/m	dB	dB	cm	deg	1	2483.50	40.32	54.00	-13.68	31.77	32.34	7.26	37.05	6.00	332	258	AVERAGE	<table border="1"> <thead> <tr> <th>Limit</th> <th>Read</th> <th>Ant</th> <th>Cable</th> <th>Preamp</th> <th>Aux</th> <th>APos</th> <th>TPos</th> </tr> <tr> <th>Freq</th> <th>Level</th> <th>Line Margin</th> <th>Level Factor</th> <th>Loss Factor</th> <th>Factor</th> <th>Factor</th> <th>Remark</th> </tr> <tr> <th>MHz</th> <th>dBuV/m</th> <th>dBuV/m</th> <th>dB</th> <th>dBuV</th> <th>dB/m</th> <th>dB</th> <th>dB</th> <th>cm</th> <th>deg</th> </tr> </thead> <tbody> <tr> <td>1</td> <td>2457.00</td> <td>96.52</td> <td>-----</td> <td>-----</td> <td>87.81</td> <td>32.36</td> <td>7.21</td> <td>36.86</td> <td>6.00</td> <td>332</td> <td>258</td> <td>AVERAGE</td> </tr> </tbody> </table>	Limit	Read	Ant	Cable	Preamp	Aux	APos	TPos	Freq	Level	Line Margin	Level Factor	Loss Factor	Factor	Factor	Remark	MHz	dBuV/m	dBuV/m	dB	dBuV	dB/m	dB	dB	cm	deg	1	2457.00	96.52	-----	-----	87.81	32.36	7.21	36.86	6.00	332	258	AVERAGE
Limit	Read	Ant	Cable	Preamp	Aux	APos	TPos																																																																									
Freq	Level	Line Margin	Level Factor	Loss Factor	Factor	Factor	Remark																																																																									
MHz	dBuV/m	dBuV/m	dB	dBuV	dB/m	dB	dB	cm	deg																																																																							
1	2483.50	40.32	54.00	-13.68	31.77	32.34	7.26	37.05	6.00	332	258	AVERAGE																																																																				
Limit	Read	Ant	Cable	Preamp	Aux	APos	TPos																																																																									
Freq	Level	Line Margin	Level Factor	Loss Factor	Factor	Factor	Remark																																																																									
MHz	dBuV/m	dBuV/m	dB	dBuV	dB/m	dB	dB	cm	deg																																																																							
1	2457.00	96.52	-----	-----	87.81	32.36	7.21	36.86	6.00	332	258	AVERAGE																																																																				



Mode	6																																																																																																																																																		
	Harmonic																																																																																																																																																		
	2400-2483.5_802.11g_CH10_2457MHz																																																																																																																																																		
Pol.	Horizontal	Vertical																																																																																																																																																	
Peak Avg	<table border="1"> <thead> <tr> <th>Limit</th> <th>Read</th> <th>Ant</th> <th>Cable</th> <th>Preamp</th> <th>Aux</th> <th>APos</th> <th>TPos</th> <th>Remark</th> </tr> <tr> <th>Freq</th> <th>Level</th> <th>Line</th> <th>Margin</th> <th>Level</th> <th>Factor</th> <th>Loss</th> <th>Factor</th> <th>Factor</th> </tr> <tr> <th>MHz</th> <th>dBuV/m</th> <th>dBuV/m</th> <th>dB</th> <th>dBuV</th> <th>dB/m</th> <th>dB</th> <th>dB</th> <th>cm</th> <th>deg</th> </tr> </thead> <tbody> <tr> <td>1</td> <td>3276.00</td> <td>52.30</td> <td></td> <td>76.45</td> <td>32.84</td> <td>8.38</td> <td>65.37</td> <td>0.00</td> <td>---</td> <td>---</td> <td>Peak</td> </tr> <tr> <td>2</td> <td>4914.00</td> <td>50.56</td> <td>74.00</td> <td>-23.44</td> <td>71.52</td> <td>34.00</td> <td>10.34</td> <td>65.30</td> <td>0.00</td> <td>173</td> <td>197</td> <td>PEAK</td> </tr> <tr> <td>3</td> <td>4914.00</td> <td>38.06</td> <td>54.00</td> <td>-15.14</td> <td>59.82</td> <td>34.00</td> <td>10.34</td> <td>65.30</td> <td>0.00</td> <td>173</td> <td>197</td> <td>AVERAGE</td> </tr> <tr> <td>4</td> <td>7371.00</td> <td>46.38</td> <td>74.00</td> <td>-27.62</td> <td>64.76</td> <td>35.78</td> <td>12.73</td> <td>66.89</td> <td>0.00</td> <td>---</td> <td>---</td> <td>PEAK</td> </tr> </tbody> </table>	Limit	Read	Ant	Cable	Preamp	Aux	APos	TPos	Remark	Freq	Level	Line	Margin	Level	Factor	Loss	Factor	Factor	MHz	dBuV/m	dBuV/m	dB	dBuV	dB/m	dB	dB	cm	deg	1	3276.00	52.30		76.45	32.84	8.38	65.37	0.00	---	---	Peak	2	4914.00	50.56	74.00	-23.44	71.52	34.00	10.34	65.30	0.00	173	197	PEAK	3	4914.00	38.06	54.00	-15.14	59.82	34.00	10.34	65.30	0.00	173	197	AVERAGE	4	7371.00	46.38	74.00	-27.62	64.76	35.78	12.73	66.89	0.00	---	---	PEAK	<table border="1"> <thead> <tr> <th>Limit</th> <th>Read</th> <th>Ant</th> <th>Cable</th> <th>Preamp</th> <th>Aux</th> <th>APos</th> <th>TPos</th> <th>Remark</th> </tr> <tr> <th>Freq</th> <th>Level</th> <th>Line</th> <th>Margin</th> <th>Level</th> <th>Factor</th> <th>Loss</th> <th>Factor</th> <th>Factor</th> </tr> <tr> <th>MHz</th> <th>dBuV/m</th> <th>dBuV/m</th> <th>dB</th> <th>dBuV</th> <th>dB/m</th> <th>dB</th> <th>dB</th> <th>cm</th> <th>deg</th> </tr> </thead> <tbody> <tr> <td>1</td> <td>3276.00</td> <td>48.60</td> <td></td> <td>72.75</td> <td>32.84</td> <td>8.38</td> <td>65.37</td> <td>0.00</td> <td>---</td> <td>---</td> <td>Peak</td> </tr> <tr> <td>2</td> <td>4914.00</td> <td>44.83</td> <td>74.00</td> <td>-29.17</td> <td>65.79</td> <td>34.00</td> <td>10.34</td> <td>65.30</td> <td>0.00</td> <td>---</td> <td>---</td> <td>PEAK</td> </tr> <tr> <td>3</td> <td>7371.00</td> <td>41.26</td> <td>74.00</td> <td>-32.74</td> <td>59.64</td> <td>35.78</td> <td>12.73</td> <td>66.89</td> <td>0.00</td> <td>---</td> <td>---</td> <td>PEAK</td> </tr> </tbody> </table>	Limit	Read	Ant	Cable	Preamp	Aux	APos	TPos	Remark	Freq	Level	Line	Margin	Level	Factor	Loss	Factor	Factor	MHz	dBuV/m	dBuV/m	dB	dBuV	dB/m	dB	dB	cm	deg	1	3276.00	48.60		72.75	32.84	8.38	65.37	0.00	---	---	Peak	2	4914.00	44.83	74.00	-29.17	65.79	34.00	10.34	65.30	0.00	---	---	PEAK	3	7371.00	41.26	74.00	-32.74	59.64	35.78	12.73	66.89	0.00	---	---	PEAK
Limit	Read	Ant	Cable	Preamp	Aux	APos	TPos	Remark																																																																																																																																											
Freq	Level	Line	Margin	Level	Factor	Loss	Factor	Factor																																																																																																																																											
MHz	dBuV/m	dBuV/m	dB	dBuV	dB/m	dB	dB	cm	deg																																																																																																																																										
1	3276.00	52.30		76.45	32.84	8.38	65.37	0.00	---	---	Peak																																																																																																																																								
2	4914.00	50.56	74.00	-23.44	71.52	34.00	10.34	65.30	0.00	173	197	PEAK																																																																																																																																							
3	4914.00	38.06	54.00	-15.14	59.82	34.00	10.34	65.30	0.00	173	197	AVERAGE																																																																																																																																							
4	7371.00	46.38	74.00	-27.62	64.76	35.78	12.73	66.89	0.00	---	---	PEAK																																																																																																																																							
Limit	Read	Ant	Cable	Preamp	Aux	APos	TPos	Remark																																																																																																																																											
Freq	Level	Line	Margin	Level	Factor	Loss	Factor	Factor																																																																																																																																											
MHz	dBuV/m	dBuV/m	dB	dBuV	dB/m	dB	dB	cm	deg																																																																																																																																										
1	3276.00	48.60		72.75	32.84	8.38	65.37	0.00	---	---	Peak																																																																																																																																								
2	4914.00	44.83	74.00	-29.17	65.79	34.00	10.34	65.30	0.00	---	---	PEAK																																																																																																																																							
3	7371.00	41.26	74.00	-32.74	59.64	35.78	12.73	66.89	0.00	---	---	PEAK																																																																																																																																							



7																																						
Band Edge - L																																						
2400-2483.5_802.11g_CH11_2462MHz																																						
Pol.	Horizontal																																					
Peak	<table border="1"> <thead> <tr> <th>Limit</th> <th>Read</th> <th>Ant</th> <th>Cable</th> <th>Preamp</th> <th>Aux</th> <th>APos</th> <th>TPos</th> </tr> <tr> <th>Freq</th> <th>Level</th> <th>Line</th> <th>Margin</th> <th>Level</th> <th>Factor</th> <th>Loss</th> <th>Factor</th> </tr> <tr> <th>MHz</th> <th>dBuV/m</th> <th>dBuV/m</th> <th>dB</th> <th>dBuV</th> <th>dB/m</th> <th>dB</th> <th>dB</th> </tr> </thead> <tbody> <tr> <td>1</td> <td>2483.68</td> <td>72.94</td> <td>74.00</td> <td>-1.06</td> <td>64.39</td> <td>32.34</td> <td>7.26</td> <td>37.05</td> <td>6.00</td> <td>145</td> <td>147</td> <td>PEAK</td> </tr> </tbody> </table>	Limit	Read	Ant	Cable	Preamp	Aux	APos	TPos	Freq	Level	Line	Margin	Level	Factor	Loss	Factor	MHz	dBuV/m	dBuV/m	dB	dBuV	dB/m	dB	dB	1	2483.68	72.94	74.00	-1.06	64.39	32.34	7.26	37.05	6.00	145	147	PEAK
	Limit	Read	Ant	Cable	Preamp	Aux	APos	TPos																														
Freq	Level	Line	Margin	Level	Factor	Loss	Factor																															
MHz	dBuV/m	dBuV/m	dB	dBuV	dB/m	dB	dB																															
1	2483.68	72.94	74.00	-1.06	64.39	32.34	7.26	37.05	6.00	145	147	PEAK																										
<table border="1"> <thead> <tr> <th>Limit</th> <th>Read</th> <th>Ant</th> <th>Cable</th> <th>Preamp</th> <th>Aux</th> <th>APos</th> <th>TPos</th> </tr> <tr> <th>Freq</th> <th>Level</th> <th>Line</th> <th>Margin</th> <th>Level</th> <th>Factor</th> <th>Loss</th> <th>Factor</th> </tr> <tr> <th>MHz</th> <th>dBuV/m</th> <th>dBuV/m</th> <th>dB</th> <th>dBuV</th> <th>dB/m</th> <th>dB</th> <th>dB</th> </tr> </thead> <tbody> <tr> <td>1</td> <td>2462.00</td> <td>111.31</td> <td>74.00</td> <td>37.31</td> <td>102.68</td> <td>32.35</td> <td>7.23</td> <td>36.95</td> <td>6.00</td> <td>145</td> <td>147</td> <td>PEAK</td> </tr> </tbody> </table>	Limit	Read	Ant	Cable	Preamp	Aux	APos	TPos	Freq	Level	Line	Margin	Level	Factor	Loss	Factor	MHz	dBuV/m	dBuV/m	dB	dBuV	dB/m	dB	dB	1	2462.00	111.31	74.00	37.31	102.68	32.35	7.23	36.95	6.00	145	147	PEAK	
Limit	Read	Ant	Cable	Preamp	Aux	APos	TPos																															
Freq	Level	Line	Margin	Level	Factor	Loss	Factor																															
MHz	dBuV/m	dBuV/m	dB	dBuV	dB/m	dB	dB																															
1	2462.00	111.31	74.00	37.31	102.68	32.35	7.23	36.95	6.00	145	147	PEAK																										
Avg	<table border="1"> <thead> <tr> <th>Limit</th> <th>Read</th> <th>Ant</th> <th>Cable</th> <th>Preamp</th> <th>Aux</th> <th>APos</th> <th>TPos</th> </tr> <tr> <th>Freq</th> <th>Level</th> <th>Line</th> <th>Margin</th> <th>Level</th> <th>Factor</th> <th>Loss</th> <th>Factor</th> </tr> <tr> <th>MHz</th> <th>dBuV/m</th> <th>dBuV/m</th> <th>dB</th> <th>dBuV</th> <th>dB/m</th> <th>dB</th> <th>dB</th> </tr> </thead> <tbody> <tr> <td>1</td> <td>2483.50</td> <td>52.68</td> <td>54.00</td> <td>-1.32</td> <td>44.13</td> <td>32.34</td> <td>7.26</td> <td>37.05</td> <td>6.00</td> <td>145</td> <td>147</td> <td>AVERAGE</td> </tr> </tbody> </table>	Limit	Read	Ant	Cable	Preamp	Aux	APos	TPos	Freq	Level	Line	Margin	Level	Factor	Loss	Factor	MHz	dBuV/m	dBuV/m	dB	dBuV	dB/m	dB	dB	1	2483.50	52.68	54.00	-1.32	44.13	32.34	7.26	37.05	6.00	145	147	AVERAGE
	Limit	Read	Ant	Cable	Preamp	Aux	APos	TPos																														
Freq	Level	Line	Margin	Level	Factor	Loss	Factor																															
MHz	dBuV/m	dBuV/m	dB	dBuV	dB/m	dB	dB																															
1	2483.50	52.68	54.00	-1.32	44.13	32.34	7.26	37.05	6.00	145	147	AVERAGE																										
<table border="1"> <thead> <tr> <th>Limit</th> <th>Read</th> <th>Ant</th> <th>Cable</th> <th>Preamp</th> <th>Aux</th> <th>APos</th> <th>TPos</th> </tr> <tr> <th>Freq</th> <th>Level</th> <th>Line</th> <th>Margin</th> <th>Level</th> <th>Factor</th> <th>Loss</th> <th>Factor</th> </tr> <tr> <th>MHz</th> <th>dBuV/m</th> <th>dBuV/m</th> <th>dB</th> <th>dBuV</th> <th>dB/m</th> <th>dB</th> <th>dB</th> </tr> </thead> <tbody> <tr> <td>1</td> <td>2462.00</td> <td>101.51</td> <td>54.00</td> <td>47.51</td> <td>92.85</td> <td>32.36</td> <td>7.22</td> <td>36.92</td> <td>6.00</td> <td>145</td> <td>147</td> <td>AVERAGE</td> </tr> </tbody> </table>	Limit	Read	Ant	Cable	Preamp	Aux	APos	TPos	Freq	Level	Line	Margin	Level	Factor	Loss	Factor	MHz	dBuV/m	dBuV/m	dB	dBuV	dB/m	dB	dB	1	2462.00	101.51	54.00	47.51	92.85	32.36	7.22	36.92	6.00	145	147	AVERAGE	
Limit	Read	Ant	Cable	Preamp	Aux	APos	TPos																															
Freq	Level	Line	Margin	Level	Factor	Loss	Factor																															
MHz	dBuV/m	dBuV/m	dB	dBuV	dB/m	dB	dB																															
1	2462.00	101.51	54.00	47.51	92.85	32.36	7.22	36.92	6.00	145	147	AVERAGE																										

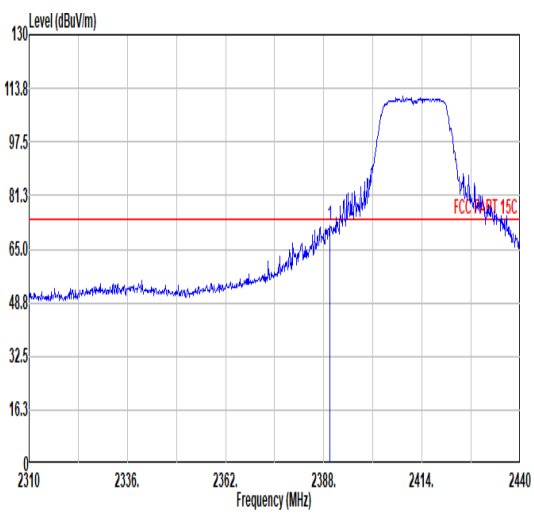
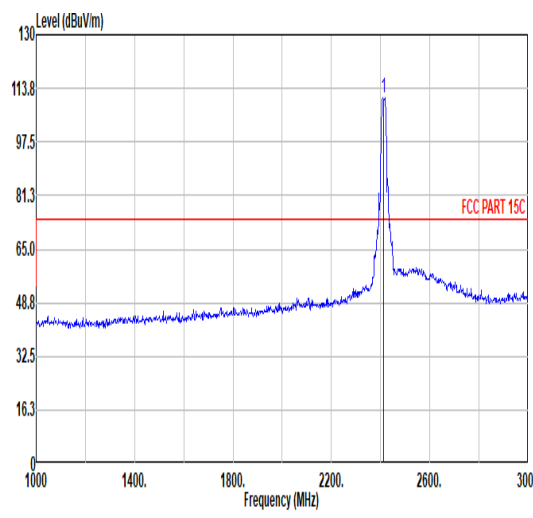
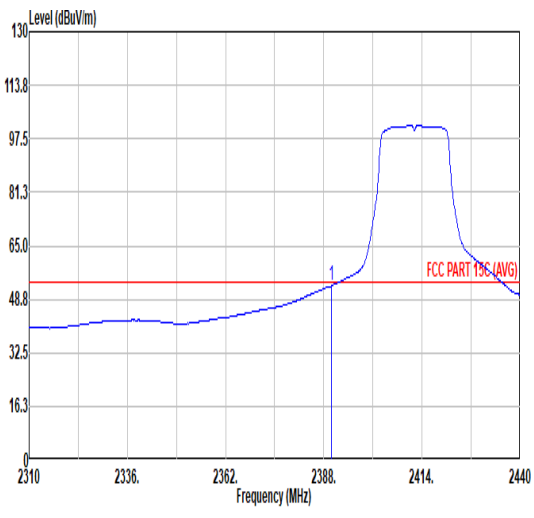
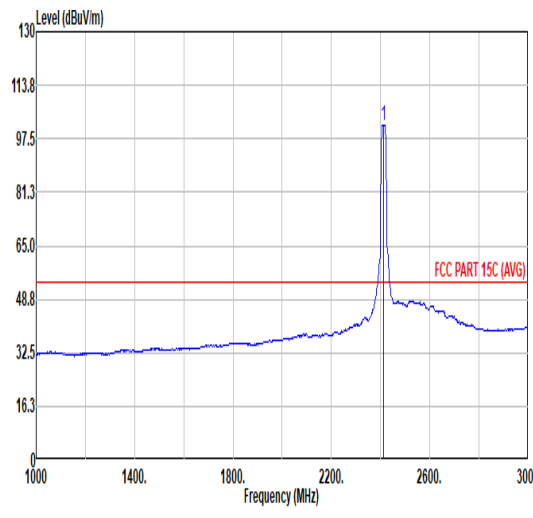


		7																																																																																																
Mode		Band Edge - L																																																																																																
		2400-2483.5_802.11g_CH11_2462MHz																																																																																																
Pol.		Vertical					Fundamental																																																																																											
Peak																																																																																																		
		<table border="1"> <thead> <tr> <th>Limit</th> <th>Read</th> <th>Ant</th> <th>Cable</th> <th>Preamp</th> <th>Aux</th> <th>APos</th> <th>TPos</th> <th colspan="2"></th> </tr> <tr> <th>Freq</th> <th>Level</th> <th>Line</th> <th>Margin</th> <th>Level</th> <th>Factor</th> <th>Loss</th> <th>Factor</th> <th>Factor</th> <th>Remark</th> </tr> <tr> <th>MHz</th> <th>dBuV/m</th> <th>dBuV/m</th> <th>dB</th> <th>dBuV</th> <th>dB/m</th> <th>dB</th> <th>dB</th> <th>dB</th> <th>cm</th> <th>deg</th> </tr> </thead> <tbody> <tr> <td>1</td> <td>2483.92</td> <td>63.22</td> <td>74.00</td> <td>-10.78</td> <td>54.67</td> <td>32.34</td> <td>7.26</td> <td>37.05</td> <td>6.00</td> <td>360</td> <td>305</td> <td>PEAK</td> </tr> </tbody> </table>					Limit	Read	Ant	Cable	Preamp	Aux	APos	TPos			Freq	Level	Line	Margin	Level	Factor	Loss	Factor	Factor	Remark	MHz	dBuV/m	dBuV/m	dB	dBuV	dB/m	dB	dB	dB	cm	deg	1	2483.92	63.22	74.00	-10.78	54.67	32.34	7.26	37.05	6.00	360	305	PEAK	<table border="1"> <thead> <tr> <th>Limit</th> <th>Read</th> <th>Ant</th> <th>Cable</th> <th>Preamp</th> <th>Aux</th> <th>APos</th> <th>TPos</th> <th colspan="2"></th> </tr> <tr> <th>Freq</th> <th>Level</th> <th>Line</th> <th>Margin</th> <th>Level</th> <th>Factor</th> <th>Loss</th> <th>Factor</th> <th>Factor</th> <th>Remark</th> </tr> <tr> <th>MHz</th> <th>dBuV/m</th> <th>dBuV/m</th> <th>dB</th> <th>dBuV</th> <th>dB/m</th> <th>dB</th> <th>dB</th> <th>dB</th> <th>cm</th> <th>deg</th> </tr> </thead> <tbody> <tr> <td>1</td> <td>2462.00</td> <td>103.69</td> <td>74.00</td> <td>29.69</td> <td>95.01</td> <td>32.36</td> <td>7.21</td> <td>36.89</td> <td>6.00</td> <td>360</td> <td>305</td> <td>PEAK</td> </tr> </tbody> </table>					Limit	Read	Ant	Cable	Preamp	Aux	APos	TPos			Freq	Level	Line	Margin	Level	Factor	Loss	Factor	Factor	Remark	MHz	dBuV/m	dBuV/m	dB	dBuV	dB/m	dB	dB	dB	cm	deg	1	2462.00	103.69	74.00	29.69	95.01	32.36	7.21	36.89	6.00	360	305
Limit	Read	Ant	Cable	Preamp	Aux	APos	TPos																																																																																											
Freq	Level	Line	Margin	Level	Factor	Loss	Factor	Factor	Remark																																																																																									
MHz	dBuV/m	dBuV/m	dB	dBuV	dB/m	dB	dB	dB	cm	deg																																																																																								
1	2483.92	63.22	74.00	-10.78	54.67	32.34	7.26	37.05	6.00	360	305	PEAK																																																																																						
Limit	Read	Ant	Cable	Preamp	Aux	APos	TPos																																																																																											
Freq	Level	Line	Margin	Level	Factor	Loss	Factor	Factor	Remark																																																																																									
MHz	dBuV/m	dBuV/m	dB	dBuV	dB/m	dB	dB	dB	cm	deg																																																																																								
1	2462.00	103.69	74.00	29.69	95.01	32.36	7.21	36.89	6.00	360	305	PEAK																																																																																						
Avg																																																																																																		
		<table border="1"> <thead> <tr> <th>Limit</th> <th>Read</th> <th>Ant</th> <th>Cable</th> <th>Preamp</th> <th>Aux</th> <th>APos</th> <th>TPos</th> <th colspan="2"></th> </tr> <tr> <th>Freq</th> <th>Level</th> <th>Line</th> <th>Margin</th> <th>Level</th> <th>Factor</th> <th>Loss</th> <th>Factor</th> <th>Factor</th> <th>Remark</th> </tr> <tr> <th>MHz</th> <th>dBuV/m</th> <th>dBuV/m</th> <th>dB</th> <th>dBuV</th> <th>dB/m</th> <th>dB</th> <th>dB</th> <th>dB</th> <th>cm</th> <th>deg</th> </tr> </thead> <tbody> <tr> <td>1</td> <td>2483.50</td> <td>44.38</td> <td>54.00</td> <td>-9.62</td> <td>35.83</td> <td>32.34</td> <td>7.26</td> <td>37.05</td> <td>6.00</td> <td>360</td> <td>305</td> <td>AVERAGE</td> </tr> </tbody> </table>					Limit	Read	Ant	Cable	Preamp	Aux	APos	TPos			Freq	Level	Line	Margin	Level	Factor	Loss	Factor	Factor	Remark	MHz	dBuV/m	dBuV/m	dB	dBuV	dB/m	dB	dB	dB	cm	deg	1	2483.50	44.38	54.00	-9.62	35.83	32.34	7.26	37.05	6.00	360	305	AVERAGE	<table border="1"> <thead> <tr> <th>Limit</th> <th>Read</th> <th>Ant</th> <th>Cable</th> <th>Preamp</th> <th>Aux</th> <th>APos</th> <th>TPos</th> <th colspan="2"></th> </tr> <tr> <th>Freq</th> <th>Level</th> <th>Line</th> <th>Margin</th> <th>Level</th> <th>Factor</th> <th>Loss</th> <th>Factor</th> <th>Factor</th> <th>Remark</th> </tr> <tr> <th>MHz</th> <th>dBuV/m</th> <th>dBuV/m</th> <th>dB</th> <th>dBuV</th> <th>dB/m</th> <th>dB</th> <th>dB</th> <th>dB</th> <th>cm</th> <th>deg</th> </tr> </thead> <tbody> <tr> <td>1</td> <td>2462.00</td> <td>94.56</td> <td>54.00</td> <td>40.56</td> <td>85.88</td> <td>32.36</td> <td>7.21</td> <td>36.89</td> <td>6.00</td> <td>360</td> <td>305</td> <td>AVERAGE</td> </tr> </tbody> </table>					Limit	Read	Ant	Cable	Preamp	Aux	APos	TPos			Freq	Level	Line	Margin	Level	Factor	Loss	Factor	Factor	Remark	MHz	dBuV/m	dBuV/m	dB	dBuV	dB/m	dB	dB	dB	cm	deg	1	2462.00	94.56	54.00	40.56	85.88	32.36	7.21	36.89	6.00	360	305
Limit	Read	Ant	Cable	Preamp	Aux	APos	TPos																																																																																											
Freq	Level	Line	Margin	Level	Factor	Loss	Factor	Factor	Remark																																																																																									
MHz	dBuV/m	dBuV/m	dB	dBuV	dB/m	dB	dB	dB	cm	deg																																																																																								
1	2483.50	44.38	54.00	-9.62	35.83	32.34	7.26	37.05	6.00	360	305	AVERAGE																																																																																						
Limit	Read	Ant	Cable	Preamp	Aux	APos	TPos																																																																																											
Freq	Level	Line	Margin	Level	Factor	Loss	Factor	Factor	Remark																																																																																									
MHz	dBuV/m	dBuV/m	dB	dBuV	dB/m	dB	dB	dB	cm	deg																																																																																								
1	2462.00	94.56	54.00	40.56	85.88	32.36	7.21	36.89	6.00	360	305	AVERAGE																																																																																						

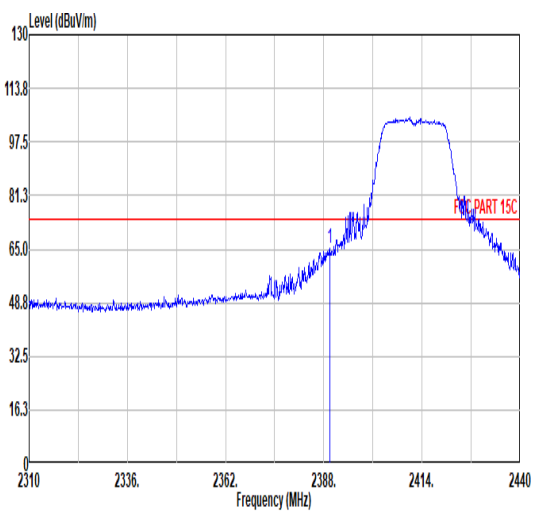
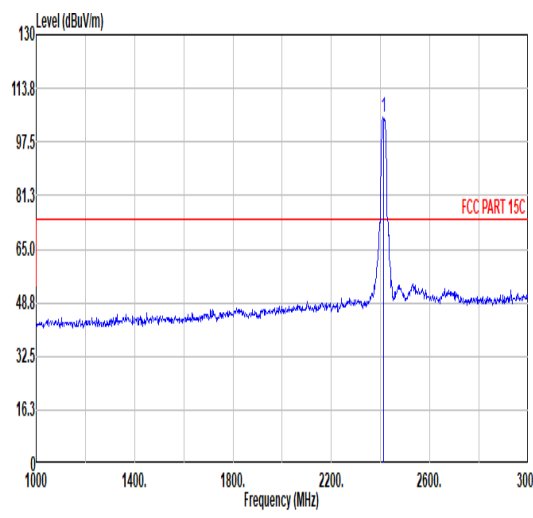
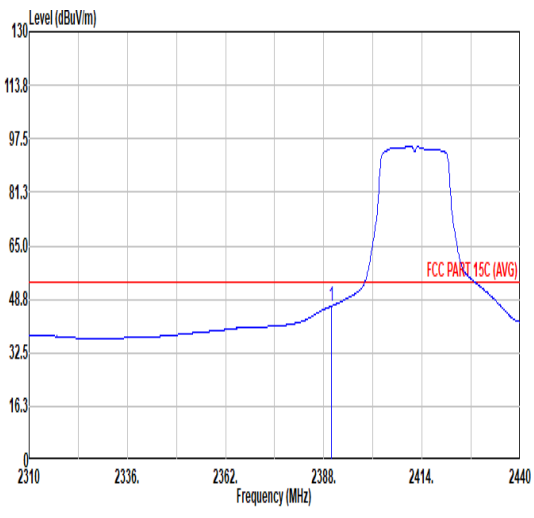
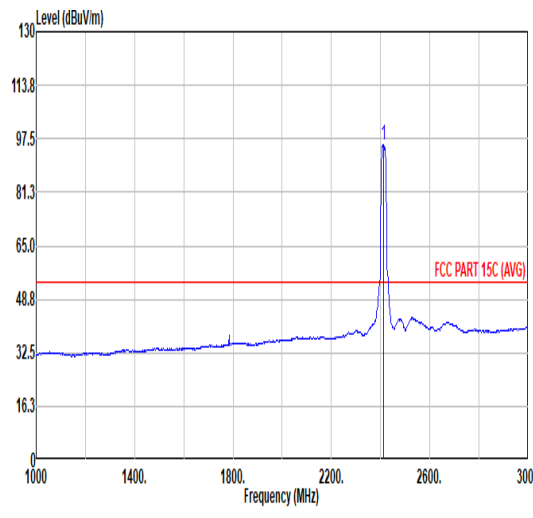


Mode	7																																																																																																													
	Harmonic																																																																																																													
	2400-2483.5_802.11g_CH11_2462MHz																																																																																																													
Pol.	Horizontal	Vertical																																																																																																												
Peak																																																																																																														
Avg	<table border="1"> <thead> <tr> <th>Limit</th> <th>Read</th> <th>Ant</th> <th>Cable</th> <th>Preamp</th> <th>Aux</th> <th>APos</th> <th>TPos</th> <th>Remark</th> </tr> <tr> <th>Freq</th> <th>Level</th> <th>Line</th> <th>Margin</th> <th>Level</th> <th>Factor</th> <th>Loss</th> <th>Factor</th> <th>Factor</th> </tr> <tr> <th>MHz</th> <th>dBuV/m</th> <th>dBuV/m</th> <th>dB</th> <th>dBuV</th> <th>dB/m</th> <th>dB</th> <th>dB</th> <th>cm</th> </tr> </thead> <tbody> <tr> <td>1</td> <td>3283.50</td> <td>51.96</td> <td>76.13</td> <td>32.82</td> <td>8.39</td> <td>65.38</td> <td>0.00</td> <td>---</td> </tr> <tr> <td>2</td> <td>4924.50</td> <td>47.65</td> <td>74.00</td> <td>-26.35</td> <td>68.60</td> <td>34.00</td> <td>10.35</td> <td>65.30</td> </tr> <tr> <td>3</td> <td>7386.00</td> <td>41.26</td> <td>74.00</td> <td>-32.74</td> <td>59.69</td> <td>35.78</td> <td>12.73</td> <td>66.94</td> </tr> </tbody> </table>	Limit	Read	Ant	Cable	Preamp	Aux	APos	TPos	Remark	Freq	Level	Line	Margin	Level	Factor	Loss	Factor	Factor	MHz	dBuV/m	dBuV/m	dB	dBuV	dB/m	dB	dB	cm	1	3283.50	51.96	76.13	32.82	8.39	65.38	0.00	---	2	4924.50	47.65	74.00	-26.35	68.60	34.00	10.35	65.30	3	7386.00	41.26	74.00	-32.74	59.69	35.78	12.73	66.94	<table border="1"> <thead> <tr> <th>Limit</th> <th>Read</th> <th>Ant</th> <th>Cable</th> <th>Preamp</th> <th>Aux</th> <th>APos</th> <th>TPos</th> <th>Remark</th> </tr> <tr> <th>Freq</th> <th>Level</th> <th>Line</th> <th>Margin</th> <th>Level</th> <th>Factor</th> <th>Loss</th> <th>Factor</th> <th>Factor</th> </tr> <tr> <th>MHz</th> <th>dBuV/m</th> <th>dBuV/m</th> <th>dB</th> <th>dBuV</th> <th>dB/m</th> <th>dB</th> <th>dB</th> <th>cm</th> </tr> </thead> <tbody> <tr> <td>1</td> <td>3282.00</td> <td>49.88</td> <td>74.04</td> <td>32.83</td> <td>8.39</td> <td>65.38</td> <td>0.00</td> <td>---</td> </tr> <tr> <td>2</td> <td>4926.00</td> <td>47.97</td> <td>74.00</td> <td>-26.03</td> <td>68.91</td> <td>34.00</td> <td>10.36</td> <td>65.30</td> </tr> <tr> <td>3</td> <td>7386.00</td> <td>41.07</td> <td>74.00</td> <td>-32.93</td> <td>59.50</td> <td>35.78</td> <td>12.73</td> <td>66.94</td> </tr> </tbody> </table>	Limit	Read	Ant	Cable	Preamp	Aux	APos	TPos	Remark	Freq	Level	Line	Margin	Level	Factor	Loss	Factor	Factor	MHz	dBuV/m	dBuV/m	dB	dBuV	dB/m	dB	dB	cm	1	3282.00	49.88	74.04	32.83	8.39	65.38	0.00	---	2	4926.00	47.97	74.00	-26.03	68.91	34.00	10.36	65.30	3	7386.00	41.07	74.00	-32.93	59.50	35.78	12.73	66.94
Limit	Read	Ant	Cable	Preamp	Aux	APos	TPos	Remark																																																																																																						
Freq	Level	Line	Margin	Level	Factor	Loss	Factor	Factor																																																																																																						
MHz	dBuV/m	dBuV/m	dB	dBuV	dB/m	dB	dB	cm																																																																																																						
1	3283.50	51.96	76.13	32.82	8.39	65.38	0.00	---																																																																																																						
2	4924.50	47.65	74.00	-26.35	68.60	34.00	10.35	65.30																																																																																																						
3	7386.00	41.26	74.00	-32.74	59.69	35.78	12.73	66.94																																																																																																						
Limit	Read	Ant	Cable	Preamp	Aux	APos	TPos	Remark																																																																																																						
Freq	Level	Line	Margin	Level	Factor	Loss	Factor	Factor																																																																																																						
MHz	dBuV/m	dBuV/m	dB	dBuV	dB/m	dB	dB	cm																																																																																																						
1	3282.00	49.88	74.04	32.83	8.39	65.38	0.00	---																																																																																																						
2	4926.00	47.97	74.00	-26.03	68.91	34.00	10.36	65.30																																																																																																						
3	7386.00	41.07	74.00	-32.93	59.50	35.78	12.73	66.94																																																																																																						



Mode		8																																																																														
		Band Edge																																																																														
		2400-2483.5_802.11n_HT20_CH01_2412MHz																																																																														
Pol.	Horizontal					Fundamental																																																																										
Peak	 <p>Level (dBuV/m) vs Frequency (MHz) for Horizontal polarization. The plot shows a signal peak around 2412 MHz. A red horizontal line indicates the FCC PART 15C limit at approximately 74 dBuV/m.</p> <table border="1"> <thead> <tr> <th>Limit</th> <th>Read</th> <th>Ant</th> <th>Cable</th> <th>Preamp</th> <th>Aux</th> <th>APos</th> <th>TPos</th> </tr> <tr> <th>Freq</th> <th>Level</th> <th>Line Margin</th> <th>Level Factor</th> <th>Loss Factor</th> <th>Factor</th> <th>Factor</th> <th>Remark</th> </tr> <tr> <th>MHz</th> <th>dBuV/m</th> <th>dBuV/m</th> <th>dB</th> <th>dBuV</th> <th>dB/m</th> <th>dB</th> <th>dB</th> <th>cm</th> <th>deg</th> </tr> </thead> <tbody> <tr> <td>1</td> <td>2389.69</td> <td>72.22</td> <td>74.00</td> <td>-1.78</td> <td>63.25</td> <td>32.38</td> <td>7.11</td> <td>36.52</td> <td>6.00</td> <td>178</td> <td>150</td> <td>PEAK</td> </tr> </tbody> </table>	Limit	Read	Ant	Cable	Preamp	Aux	APos	TPos	Freq	Level	Line Margin	Level Factor	Loss Factor	Factor	Factor	Remark	MHz	dBuV/m	dBuV/m	dB	dBuV	dB/m	dB	dB	cm	deg	1	2389.69	72.22	74.00	-1.78	63.25	32.38	7.11	36.52	6.00	178	150	PEAK	 <p>Level (dBuV/m) vs Frequency (MHz) for Fundamental polarization. The plot shows a sharp signal peak at 2412 MHz. A red horizontal line indicates the FCC PART 15C limit at approximately 74 dBuV/m.</p> <table border="1"> <thead> <tr> <th>Limit</th> <th>Read</th> <th>Ant</th> <th>Cable</th> <th>Preamp</th> <th>Aux</th> <th>APos</th> <th>TPos</th> </tr> <tr> <th>Freq</th> <th>Level</th> <th>Line Margin</th> <th>Level Factor</th> <th>Loss Factor</th> <th>Factor</th> <th>Factor</th> <th>Remark</th> </tr> <tr> <th>MHz</th> <th>dBuV/m</th> <th>dBuV/m</th> <th>dB</th> <th>dBuV</th> <th>dB/m</th> <th>dB</th> <th>dB</th> <th>cm</th> <th>deg</th> </tr> </thead> <tbody> <tr> <td>1</td> <td>2412.00</td> <td>111.01</td> <td>-----</td> <td>-----</td> <td>102.09</td> <td>32.39</td> <td>7.14</td> <td>36.61</td> <td>6.00</td> <td>178</td> <td>150</td> <td>PEAK</td> </tr> </tbody> </table>	Limit	Read	Ant	Cable	Preamp	Aux	APos	TPos	Freq	Level	Line Margin	Level Factor	Loss Factor	Factor	Factor	Remark	MHz	dBuV/m	dBuV/m	dB	dBuV	dB/m	dB	dB	cm	deg	1	2412.00	111.01	-----	-----	102.09	32.39	7.14	36.61	6.00	178	150	PEAK
	Limit	Read	Ant	Cable	Preamp	Aux	APos	TPos																																																																								
Freq	Level	Line Margin	Level Factor	Loss Factor	Factor	Factor	Remark																																																																									
MHz	dBuV/m	dBuV/m	dB	dBuV	dB/m	dB	dB	cm	deg																																																																							
1	2389.69	72.22	74.00	-1.78	63.25	32.38	7.11	36.52	6.00	178	150	PEAK																																																																				
Limit	Read	Ant	Cable	Preamp	Aux	APos	TPos																																																																									
Freq	Level	Line Margin	Level Factor	Loss Factor	Factor	Factor	Remark																																																																									
MHz	dBuV/m	dBuV/m	dB	dBuV	dB/m	dB	dB	cm	deg																																																																							
1	2412.00	111.01	-----	-----	102.09	32.39	7.14	36.61	6.00	178	150	PEAK																																																																				
Avg	 <p>Level (dBuV/m) vs Frequency (MHz) for Horizontal polarization, Average. The plot shows a signal peak around 2412 MHz. A red horizontal line indicates the FCC PART 15C (AVG) limit at approximately 54 dBuV/m.</p> <table border="1"> <thead> <tr> <th>Limit</th> <th>Read</th> <th>Ant</th> <th>Cable</th> <th>Preamp</th> <th>Aux</th> <th>APos</th> <th>TPos</th> </tr> <tr> <th>Freq</th> <th>Level</th> <th>Line Margin</th> <th>Level Factor</th> <th>Loss Factor</th> <th>Factor</th> <th>Factor</th> <th>Remark</th> </tr> <tr> <th>MHz</th> <th>dBuV/m</th> <th>dBuV/m</th> <th>dB</th> <th>dBuV</th> <th>dB/m</th> <th>dB</th> <th>dB</th> <th>cm</th> <th>deg</th> </tr> </thead> <tbody> <tr> <td>1</td> <td>2389.95</td> <td>52.79</td> <td>54.00</td> <td>-1.21</td> <td>43.82</td> <td>32.38</td> <td>7.11</td> <td>36.52</td> <td>6.00</td> <td>178</td> <td>150</td> <td>AVERAGE</td> </tr> </tbody> </table>	Limit	Read	Ant	Cable	Preamp	Aux	APos	TPos	Freq	Level	Line Margin	Level Factor	Loss Factor	Factor	Factor	Remark	MHz	dBuV/m	dBuV/m	dB	dBuV	dB/m	dB	dB	cm	deg	1	2389.95	52.79	54.00	-1.21	43.82	32.38	7.11	36.52	6.00	178	150	AVERAGE	 <p>Level (dBuV/m) vs Frequency (MHz) for Fundamental polarization, Average. The plot shows a sharp signal peak at 2412 MHz. A red horizontal line indicates the FCC PART 15C (AVG) limit at approximately 54 dBuV/m.</p> <table border="1"> <thead> <tr> <th>Limit</th> <th>Read</th> <th>Ant</th> <th>Cable</th> <th>Preamp</th> <th>Aux</th> <th>APos</th> <th>TPos</th> </tr> <tr> <th>Freq</th> <th>Level</th> <th>Line Margin</th> <th>Level Factor</th> <th>Loss Factor</th> <th>Factor</th> <th>Factor</th> <th>Remark</th> </tr> <tr> <th>MHz</th> <th>dBuV/m</th> <th>dBuV/m</th> <th>dB</th> <th>dBuV</th> <th>dB/m</th> <th>dB</th> <th>dB</th> <th>cm</th> <th>deg</th> </tr> </thead> <tbody> <tr> <td>1</td> <td>2412.00</td> <td>101.78</td> <td>-----</td> <td>-----</td> <td>92.86</td> <td>32.39</td> <td>7.14</td> <td>36.61</td> <td>6.00</td> <td>178</td> <td>150</td> <td>AVERAGE</td> </tr> </tbody> </table>	Limit	Read	Ant	Cable	Preamp	Aux	APos	TPos	Freq	Level	Line Margin	Level Factor	Loss Factor	Factor	Factor	Remark	MHz	dBuV/m	dBuV/m	dB	dBuV	dB/m	dB	dB	cm	deg	1	2412.00	101.78	-----	-----	92.86	32.39	7.14	36.61	6.00	178	150	AVERAGE
Limit	Read	Ant	Cable	Preamp	Aux	APos	TPos																																																																									
Freq	Level	Line Margin	Level Factor	Loss Factor	Factor	Factor	Remark																																																																									
MHz	dBuV/m	dBuV/m	dB	dBuV	dB/m	dB	dB	cm	deg																																																																							
1	2389.95	52.79	54.00	-1.21	43.82	32.38	7.11	36.52	6.00	178	150	AVERAGE																																																																				
Limit	Read	Ant	Cable	Preamp	Aux	APos	TPos																																																																									
Freq	Level	Line Margin	Level Factor	Loss Factor	Factor	Factor	Remark																																																																									
MHz	dBuV/m	dBuV/m	dB	dBuV	dB/m	dB	dB	cm	deg																																																																							
1	2412.00	101.78	-----	-----	92.86	32.39	7.14	36.61	6.00	178	150	AVERAGE																																																																				



Mode		8																																																																										
		Band Edge																																																																										
		2400-2483.5_802.11n_HT20_CH01_2412MHz																																																																										
Pol.	Vertical	Fundamental																																																																										
Peak	 <table border="1"> <thead> <tr> <th>Limit</th> <th>Read</th> <th>Ant</th> <th>Cable</th> <th>Preamp</th> <th>Aux</th> <th>APos</th> <th>TPos</th> </tr> <tr> <th>Freq</th> <th>Level</th> <th>Line</th> <th>Margin</th> <th>Level</th> <th>Factor</th> <th>Loss</th> <th>Factor</th> </tr> <tr> <th>MHz</th> <th>dBuV/m</th> <th>dBuV/m</th> <th>dB</th> <th>dBuV</th> <th>dB/m</th> <th>dB</th> <th>dB</th> </tr> </thead> <tbody> <tr> <td>1</td> <td>2389.56</td> <td>65.32</td> <td>74.00</td> <td>-8.68</td> <td>56.36</td> <td>32.38</td> <td>7.10</td> <td>36.52</td> <td>6.00</td> <td>378</td> <td>256</td> <td>PEAK</td> </tr> </tbody> </table>	Limit	Read	Ant	Cable	Preamp	Aux	APos	TPos	Freq	Level	Line	Margin	Level	Factor	Loss	Factor	MHz	dBuV/m	dBuV/m	dB	dBuV	dB/m	dB	dB	1	2389.56	65.32	74.00	-8.68	56.36	32.38	7.10	36.52	6.00	378	256	PEAK	 <table border="1"> <thead> <tr> <th>Limit</th> <th>Read</th> <th>Ant</th> <th>Cable</th> <th>Preamp</th> <th>Aux</th> <th>APos</th> <th>TPos</th> </tr> <tr> <th>Freq</th> <th>Level</th> <th>Line</th> <th>Margin</th> <th>Level</th> <th>Factor</th> <th>Loss</th> <th>Factor</th> </tr> <tr> <th>MHz</th> <th>dBuV/m</th> <th>dBuV/m</th> <th>dB</th> <th>dBuV</th> <th>dB/m</th> <th>dB</th> <th>dB</th> </tr> </thead> <tbody> <tr> <td>1</td> <td>2412.00</td> <td>104.74</td> <td>74.00</td> <td>30.74</td> <td>95.82</td> <td>32.39</td> <td>7.14</td> <td>36.61</td> <td>6.00</td> <td>378</td> <td>256</td> <td>PEAK</td> </tr> </tbody> </table>	Limit	Read	Ant	Cable	Preamp	Aux	APos	TPos	Freq	Level	Line	Margin	Level	Factor	Loss	Factor	MHz	dBuV/m	dBuV/m	dB	dBuV	dB/m	dB	dB	1	2412.00	104.74	74.00	30.74	95.82	32.39	7.14	36.61	6.00	378	256	PEAK
	Limit	Read	Ant	Cable	Preamp	Aux	APos	TPos																																																																				
Freq	Level	Line	Margin	Level	Factor	Loss	Factor																																																																					
MHz	dBuV/m	dBuV/m	dB	dBuV	dB/m	dB	dB																																																																					
1	2389.56	65.32	74.00	-8.68	56.36	32.38	7.10	36.52	6.00	378	256	PEAK																																																																
Limit	Read	Ant	Cable	Preamp	Aux	APos	TPos																																																																					
Freq	Level	Line	Margin	Level	Factor	Loss	Factor																																																																					
MHz	dBuV/m	dBuV/m	dB	dBuV	dB/m	dB	dB																																																																					
1	2412.00	104.74	74.00	30.74	95.82	32.39	7.14	36.61	6.00	378	256	PEAK																																																																
Avg	 <table border="1"> <thead> <tr> <th>Limit</th> <th>Read</th> <th>Ant</th> <th>Cable</th> <th>Preamp</th> <th>Aux</th> <th>APos</th> <th>TPos</th> </tr> <tr> <th>Freq</th> <th>Level</th> <th>Line</th> <th>Margin</th> <th>Level</th> <th>Factor</th> <th>Loss</th> <th>Factor</th> </tr> <tr> <th>MHz</th> <th>dBuV/m</th> <th>dBuV/m</th> <th>dB</th> <th>dBuV</th> <th>dB/m</th> <th>dB</th> <th>dB</th> </tr> </thead> <tbody> <tr> <td>1</td> <td>2389.95</td> <td>46.57</td> <td>54.00</td> <td>-7.43</td> <td>37.60</td> <td>32.38</td> <td>7.11</td> <td>36.52</td> <td>6.00</td> <td>378</td> <td>256</td> <td>AVERAGE</td> </tr> </tbody> </table>	Limit	Read	Ant	Cable	Preamp	Aux	APos	TPos	Freq	Level	Line	Margin	Level	Factor	Loss	Factor	MHz	dBuV/m	dBuV/m	dB	dBuV	dB/m	dB	dB	1	2389.95	46.57	54.00	-7.43	37.60	32.38	7.11	36.52	6.00	378	256	AVERAGE	 <table border="1"> <thead> <tr> <th>Limit</th> <th>Read</th> <th>Ant</th> <th>Cable</th> <th>Preamp</th> <th>Aux</th> <th>APos</th> <th>TPos</th> </tr> <tr> <th>Freq</th> <th>Level</th> <th>Line</th> <th>Margin</th> <th>Level</th> <th>Factor</th> <th>Loss</th> <th>Factor</th> </tr> <tr> <th>MHz</th> <th>dBuV/m</th> <th>dBuV/m</th> <th>dB</th> <th>dBuV</th> <th>dB/m</th> <th>dB</th> <th>dB</th> </tr> </thead> <tbody> <tr> <td>1</td> <td>2412.00</td> <td>95.48</td> <td>54.00</td> <td>41.48</td> <td>86.56</td> <td>32.39</td> <td>7.14</td> <td>36.61</td> <td>6.00</td> <td>378</td> <td>256</td> <td>AVERAGE</td> </tr> </tbody> </table>	Limit	Read	Ant	Cable	Preamp	Aux	APos	TPos	Freq	Level	Line	Margin	Level	Factor	Loss	Factor	MHz	dBuV/m	dBuV/m	dB	dBuV	dB/m	dB	dB	1	2412.00	95.48	54.00	41.48	86.56	32.39	7.14	36.61	6.00	378	256	AVERAGE
Limit	Read	Ant	Cable	Preamp	Aux	APos	TPos																																																																					
Freq	Level	Line	Margin	Level	Factor	Loss	Factor																																																																					
MHz	dBuV/m	dBuV/m	dB	dBuV	dB/m	dB	dB																																																																					
1	2389.95	46.57	54.00	-7.43	37.60	32.38	7.11	36.52	6.00	378	256	AVERAGE																																																																
Limit	Read	Ant	Cable	Preamp	Aux	APos	TPos																																																																					
Freq	Level	Line	Margin	Level	Factor	Loss	Factor																																																																					
MHz	dBuV/m	dBuV/m	dB	dBuV	dB/m	dB	dB																																																																					
1	2412.00	95.48	54.00	41.48	86.56	32.39	7.14	36.61	6.00	378	256	AVERAGE																																																																



Mode	8																																																																																																																	
	Harmonic																																																																																																																	
	2400-2483.5_802.11n HT20_CH01_2412MHz																																																																																																																	
Pol.	Horizontal	Vertical																																																																																																																
Peak Avg	<table border="1"> <thead> <tr> <th>Limit</th> <th>Read</th> <th>Ant</th> <th>Cable</th> <th>Preamp</th> <th>Aux</th> <th>APos</th> <th>TPos</th> <th>Remark</th> </tr> <tr> <th>Freq</th> <th>Level</th> <th>Line</th> <th>Margin</th> <th>Level</th> <th>Factor</th> <th>Loss</th> <th>Factor</th> <th>Factor</th> </tr> <tr> <th>MHz</th> <th>dBuV/m</th> <th>dBuV/m</th> <th>dB</th> <th>dBuV</th> <th>dB/m</th> <th>dB</th> <th>dB</th> <th>dB</th> </tr> </thead> <tbody> <tr> <td>1</td> <td>3216.00</td> <td>50.83</td> <td></td> <td>74.87</td> <td>32.95</td> <td>8.31</td> <td>65.30</td> <td>0.00</td> <td>100</td> <td>196 Peak</td> </tr> <tr> <td>2</td> <td>4824.00</td> <td>56.68</td> <td>74.00</td> <td>-17.32</td> <td>77.71</td> <td>34.00</td> <td>10.23</td> <td>65.26</td> <td>0.00</td> <td>110</td> <td>121 PEAK</td> </tr> <tr> <td>3</td> <td>4824.00</td> <td>45.55</td> <td>54.00</td> <td>-8.45</td> <td>66.58</td> <td>34.00</td> <td>10.23</td> <td>65.26</td> <td>0.00</td> <td>110</td> <td>121 AVERAGE</td> </tr> </tbody> </table>	Limit	Read	Ant	Cable	Preamp	Aux	APos	TPos	Remark	Freq	Level	Line	Margin	Level	Factor	Loss	Factor	Factor	MHz	dBuV/m	dBuV/m	dB	dBuV	dB/m	dB	dB	dB	1	3216.00	50.83		74.87	32.95	8.31	65.30	0.00	100	196 Peak	2	4824.00	56.68	74.00	-17.32	77.71	34.00	10.23	65.26	0.00	110	121 PEAK	3	4824.00	45.55	54.00	-8.45	66.58	34.00	10.23	65.26	0.00	110	121 AVERAGE	<table border="1"> <thead> <tr> <th>Limit</th> <th>Read</th> <th>Ant</th> <th>Cable</th> <th>Preamp</th> <th>Aux</th> <th>APos</th> <th>TPos</th> <th>Remark</th> </tr> <tr> <th>Freq</th> <th>Level</th> <th>Line</th> <th>Margin</th> <th>Level</th> <th>Factor</th> <th>Loss</th> <th>Factor</th> <th>Factor</th> </tr> <tr> <th>MHz</th> <th>dBuV/m</th> <th>dBuV/m</th> <th>dB</th> <th>dBuV</th> <th>dB/m</th> <th>dB</th> <th>dB</th> <th>dB</th> </tr> </thead> <tbody> <tr> <td>1</td> <td>3216.00</td> <td>45.58</td> <td></td> <td>69.62</td> <td>32.95</td> <td>8.31</td> <td>65.30</td> <td>0.00</td> <td>300</td> <td>312 Peak</td> </tr> <tr> <td>2</td> <td>4827.00</td> <td>50.82</td> <td>74.00</td> <td>-23.18</td> <td>71.85</td> <td>34.00</td> <td>10.23</td> <td>65.26</td> <td>0.00</td> <td>300</td> <td>273 Peak</td> </tr> </tbody> </table>	Limit	Read	Ant	Cable	Preamp	Aux	APos	TPos	Remark	Freq	Level	Line	Margin	Level	Factor	Loss	Factor	Factor	MHz	dBuV/m	dBuV/m	dB	dBuV	dB/m	dB	dB	dB	1	3216.00	45.58		69.62	32.95	8.31	65.30	0.00	300	312 Peak	2	4827.00	50.82	74.00	-23.18	71.85	34.00	10.23	65.26	0.00	300	273 Peak
Limit	Read	Ant	Cable	Preamp	Aux	APos	TPos	Remark																																																																																																										
Freq	Level	Line	Margin	Level	Factor	Loss	Factor	Factor																																																																																																										
MHz	dBuV/m	dBuV/m	dB	dBuV	dB/m	dB	dB	dB																																																																																																										
1	3216.00	50.83		74.87	32.95	8.31	65.30	0.00	100	196 Peak																																																																																																								
2	4824.00	56.68	74.00	-17.32	77.71	34.00	10.23	65.26	0.00	110	121 PEAK																																																																																																							
3	4824.00	45.55	54.00	-8.45	66.58	34.00	10.23	65.26	0.00	110	121 AVERAGE																																																																																																							
Limit	Read	Ant	Cable	Preamp	Aux	APos	TPos	Remark																																																																																																										
Freq	Level	Line	Margin	Level	Factor	Loss	Factor	Factor																																																																																																										
MHz	dBuV/m	dBuV/m	dB	dBuV	dB/m	dB	dB	dB																																																																																																										
1	3216.00	45.58		69.62	32.95	8.31	65.30	0.00	300	312 Peak																																																																																																								
2	4827.00	50.82	74.00	-23.18	71.85	34.00	10.23	65.26	0.00	300	273 Peak																																																																																																							

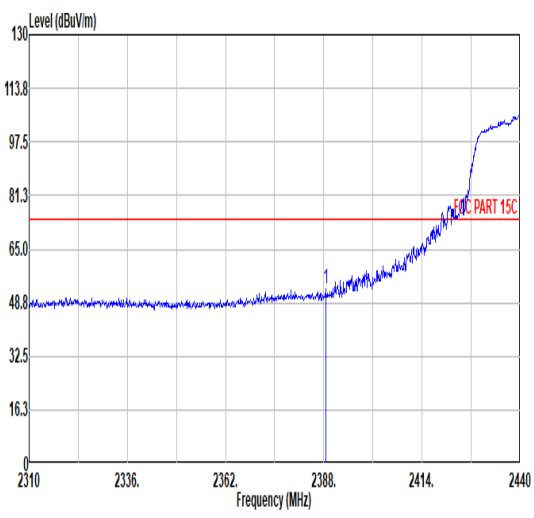
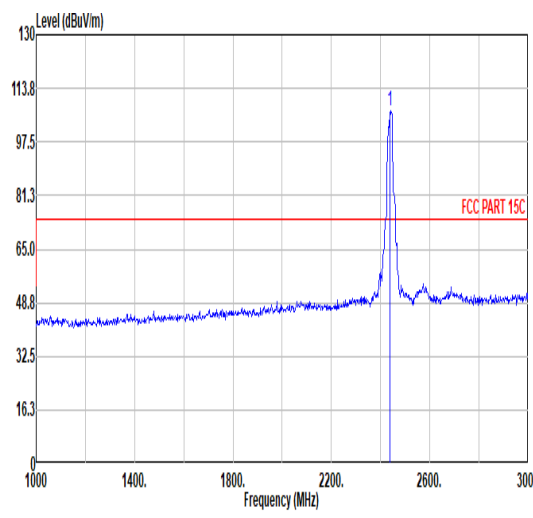
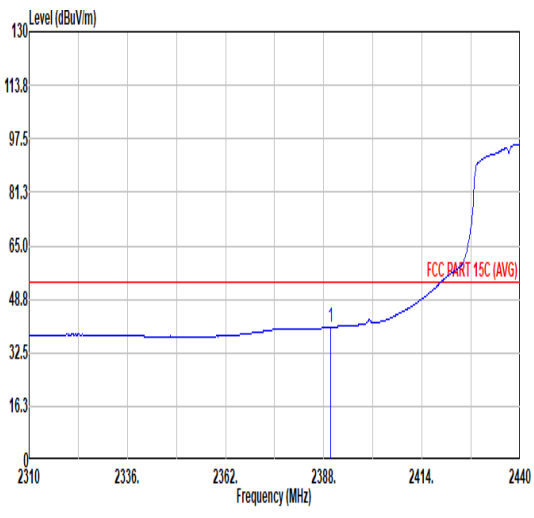
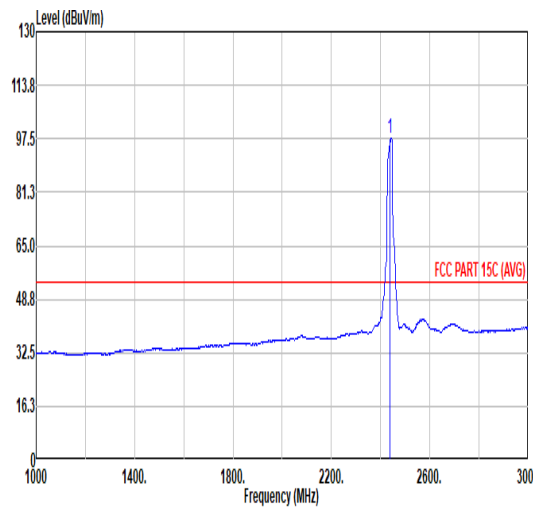


Mode		9																																																																																		
		Band Edge - L																																																																																		
		2400-2483.5_802.11n_HT20_CH06_2437MHz																																																																																		
Pol.	Horizontal	Fundamental																																																																																		
Peak	<table border="1"> <thead> <tr> <th>Limit</th> <th>Read</th> <th>Ant</th> <th>Cable</th> <th>Preamp</th> <th>Aux</th> <th>APos</th> <th>TPos</th> <th>Remark</th> </tr> <tr> <th>Freq</th> <th>Level</th> <th>Line Margin</th> <th>Level Factor</th> <th>Loss Factor</th> <th>Factor</th> <th>Factor</th> <th>Factor</th> <th>Factor</th> </tr> <tr> <th>MHz</th> <th>dBuV/m</th> <th>dBuV/m</th> <th>dB</th> <th>dBuV</th> <th>dB/m</th> <th>dB</th> <th>dB</th> <th>cm</th> <th>deg</th> </tr> </thead> <tbody> <tr> <td>1</td> <td>2389.04</td> <td>58.37</td> <td>74.00</td> <td>-15.63</td> <td>49.42</td> <td>32.37</td> <td>7.10</td> <td>36.52</td> <td>6.00</td> <td>170</td> <td>149</td> <td>PEAK</td> </tr> </tbody> </table>	Limit	Read	Ant	Cable	Preamp	Aux	APos	TPos	Remark	Freq	Level	Line Margin	Level Factor	Loss Factor	Factor	Factor	Factor	Factor	MHz	dBuV/m	dBuV/m	dB	dBuV	dB/m	dB	dB	cm	deg	1	2389.04	58.37	74.00	-15.63	49.42	32.37	7.10	36.52	6.00	170	149	PEAK	<table border="1"> <thead> <tr> <th>Limit</th> <th>Read</th> <th>Ant</th> <th>Cable</th> <th>Preamp</th> <th>Aux</th> <th>APos</th> <th>TPos</th> <th>Remark</th> </tr> <tr> <th>Freq</th> <th>Level</th> <th>Line Margin</th> <th>Level Factor</th> <th>Loss Factor</th> <th>Factor</th> <th>Factor</th> <th>Factor</th> <th>Factor</th> </tr> <tr> <th>MHz</th> <th>dBuV/m</th> <th>dBuV/m</th> <th>dB</th> <th>dBuV</th> <th>dB/m</th> <th>dB</th> <th>dB</th> <th>cm</th> <th>deg</th> </tr> </thead> <tbody> <tr> <td>1</td> <td>2437.00</td> <td>113.14</td> <td>-----</td> <td>-----</td> <td>104.33</td> <td>32.38</td> <td>7.17</td> <td>36.74</td> <td>6.00</td> <td>170</td> <td>149</td> <td>PEAK</td> </tr> </tbody> </table>	Limit	Read	Ant	Cable	Preamp	Aux	APos	TPos	Remark	Freq	Level	Line Margin	Level Factor	Loss Factor	Factor	Factor	Factor	Factor	MHz	dBuV/m	dBuV/m	dB	dBuV	dB/m	dB	dB	cm	deg	1	2437.00	113.14	-----	-----	104.33	32.38	7.17	36.74	6.00	170	149	PEAK
	Limit	Read	Ant	Cable	Preamp	Aux	APos	TPos	Remark																																																																											
Freq	Level	Line Margin	Level Factor	Loss Factor	Factor	Factor	Factor	Factor																																																																												
MHz	dBuV/m	dBuV/m	dB	dBuV	dB/m	dB	dB	cm	deg																																																																											
1	2389.04	58.37	74.00	-15.63	49.42	32.37	7.10	36.52	6.00	170	149	PEAK																																																																								
Limit	Read	Ant	Cable	Preamp	Aux	APos	TPos	Remark																																																																												
Freq	Level	Line Margin	Level Factor	Loss Factor	Factor	Factor	Factor	Factor																																																																												
MHz	dBuV/m	dBuV/m	dB	dBuV	dB/m	dB	dB	cm	deg																																																																											
1	2437.00	113.14	-----	-----	104.33	32.38	7.17	36.74	6.00	170	149	PEAK																																																																								
Avg	<table border="1"> <thead> <tr> <th>Limit</th> <th>Read</th> <th>Ant</th> <th>Cable</th> <th>Preamp</th> <th>Aux</th> <th>APos</th> <th>TPos</th> <th>Remark</th> </tr> <tr> <th>Freq</th> <th>Level</th> <th>Line Margin</th> <th>Level Factor</th> <th>Loss Factor</th> <th>Factor</th> <th>Factor</th> <th>Factor</th> <th>Factor</th> </tr> <tr> <th>MHz</th> <th>dBuV/m</th> <th>dBuV/m</th> <th>dB</th> <th>dBuV</th> <th>dB/m</th> <th>dB</th> <th>dB</th> <th>cm</th> <th>deg</th> </tr> </thead> <tbody> <tr> <td>1</td> <td>2389.69</td> <td>45.27</td> <td>54.00</td> <td>-8.73</td> <td>36.30</td> <td>32.38</td> <td>7.11</td> <td>36.52</td> <td>6.00</td> <td>170</td> <td>149</td> <td>AVERAGE</td> </tr> </tbody> </table>	Limit	Read	Ant	Cable	Preamp	Aux	APos	TPos	Remark	Freq	Level	Line Margin	Level Factor	Loss Factor	Factor	Factor	Factor	Factor	MHz	dBuV/m	dBuV/m	dB	dBuV	dB/m	dB	dB	cm	deg	1	2389.69	45.27	54.00	-8.73	36.30	32.38	7.11	36.52	6.00	170	149	AVERAGE	<table border="1"> <thead> <tr> <th>Limit</th> <th>Read</th> <th>Ant</th> <th>Cable</th> <th>Preamp</th> <th>Aux</th> <th>APos</th> <th>TPos</th> <th>Remark</th> </tr> <tr> <th>Freq</th> <th>Level</th> <th>Line Margin</th> <th>Level Factor</th> <th>Loss Factor</th> <th>Factor</th> <th>Factor</th> <th>Factor</th> <th>Factor</th> </tr> <tr> <th>MHz</th> <th>dBuV/m</th> <th>dBuV/m</th> <th>dB</th> <th>dBuV</th> <th>dB/m</th> <th>dB</th> <th>dB</th> <th>cm</th> <th>deg</th> </tr> </thead> <tbody> <tr> <td>1</td> <td>2437.00</td> <td>103.80</td> <td>-----</td> <td>-----</td> <td>95.01</td> <td>32.37</td> <td>7.18</td> <td>36.76</td> <td>6.00</td> <td>170</td> <td>149</td> <td>AVERAGE</td> </tr> </tbody> </table>	Limit	Read	Ant	Cable	Preamp	Aux	APos	TPos	Remark	Freq	Level	Line Margin	Level Factor	Loss Factor	Factor	Factor	Factor	Factor	MHz	dBuV/m	dBuV/m	dB	dBuV	dB/m	dB	dB	cm	deg	1	2437.00	103.80	-----	-----	95.01	32.37	7.18	36.76	6.00	170	149	AVERAGE
Limit	Read	Ant	Cable	Preamp	Aux	APos	TPos	Remark																																																																												
Freq	Level	Line Margin	Level Factor	Loss Factor	Factor	Factor	Factor	Factor																																																																												
MHz	dBuV/m	dBuV/m	dB	dBuV	dB/m	dB	dB	cm	deg																																																																											
1	2389.69	45.27	54.00	-8.73	36.30	32.38	7.11	36.52	6.00	170	149	AVERAGE																																																																								
Limit	Read	Ant	Cable	Preamp	Aux	APos	TPos	Remark																																																																												
Freq	Level	Line Margin	Level Factor	Loss Factor	Factor	Factor	Factor	Factor																																																																												
MHz	dBuV/m	dBuV/m	dB	dBuV	dB/m	dB	dB	cm	deg																																																																											
1	2437.00	103.80	-----	-----	95.01	32.37	7.18	36.76	6.00	170	149	AVERAGE																																																																								



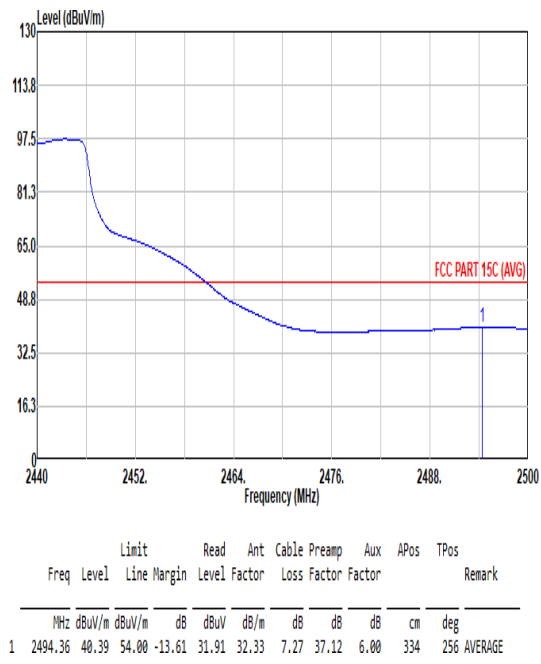
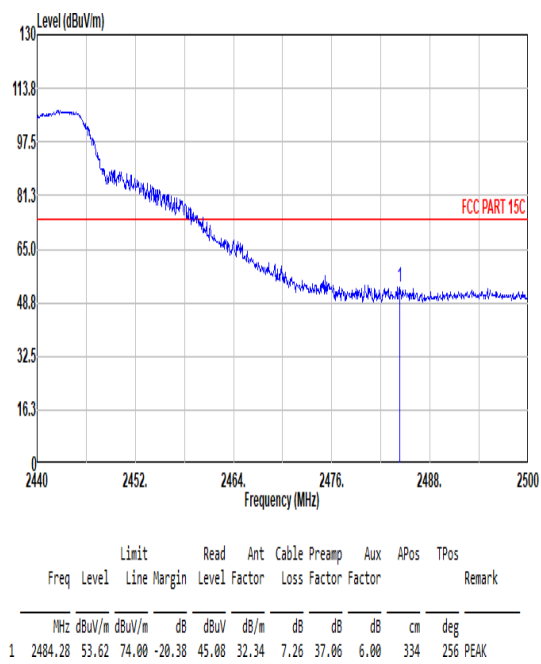
9																																																																									
Mode	Band Edge - R																																																																								
	2400-2483.5_802.11n HT20_CH06_2437MHz																																																																								
Pol.	Horizontal																																																																								
Peak	Fundamental																																																																								
	Blank																																																																								
Avg	Fundamental																																																																								
	Blank																																																																								
<table border="1"> <thead> <tr> <th>Limit</th> <th>Read</th> <th>Ant</th> <th>Cable</th> <th>Preamp</th> <th>Aux</th> <th>APos</th> <th>TPos</th> </tr> <tr> <th>Freq</th> <th>Level</th> <th>Line</th> <th>Margin</th> <th>Level</th> <th>Factor</th> <th>Loss</th> <th>Factor</th> </tr> <tr> <th>MHz</th> <th>dBuV/m</th> <th>dBuV/m</th> <th>dB</th> <th>dBuV</th> <th>dB/m</th> <th>dB</th> <th>dB</th> </tr> </thead> <tbody> <tr> <td>1</td> <td>2485.18</td> <td>66.16</td> <td>74.00</td> <td>-7.84</td> <td>57.62</td> <td>32.34</td> <td>7.26</td> </tr> <tr> <td></td> <td></td> <td></td> <td></td> <td></td> <td></td> <td></td> <td>37.06</td> </tr> <tr> <td></td> <td></td> <td></td> <td></td> <td></td> <td></td> <td></td> <td>6.00</td> </tr> <tr> <td></td> <td></td> <td></td> <td></td> <td></td> <td></td> <td></td> <td>170</td> </tr> <tr> <td></td> <td></td> <td></td> <td></td> <td></td> <td></td> <td></td> <td>149</td> </tr> <tr> <td></td> <td></td> <td></td> <td></td> <td></td> <td></td> <td></td> <td>PEAK</td> </tr> </tbody> </table>		Limit	Read	Ant	Cable	Preamp	Aux	APos	TPos	Freq	Level	Line	Margin	Level	Factor	Loss	Factor	MHz	dBuV/m	dBuV/m	dB	dBuV	dB/m	dB	dB	1	2485.18	66.16	74.00	-7.84	57.62	32.34	7.26								37.06								6.00								170								149								PEAK
Limit	Read	Ant	Cable	Preamp	Aux	APos	TPos																																																																		
Freq	Level	Line	Margin	Level	Factor	Loss	Factor																																																																		
MHz	dBuV/m	dBuV/m	dB	dBuV	dB/m	dB	dB																																																																		
1	2485.18	66.16	74.00	-7.84	57.62	32.34	7.26																																																																		
							37.06																																																																		
							6.00																																																																		
							170																																																																		
							149																																																																		
							PEAK																																																																		
<table border="1"> <thead> <tr> <th>Limit</th> <th>Read</th> <th>Ant</th> <th>Cable</th> <th>Preamp</th> <th>Aux</th> <th>APos</th> <th>TPos</th> </tr> <tr> <th>Freq</th> <th>Level</th> <th>Line</th> <th>Margin</th> <th>Level</th> <th>Factor</th> <th>Loss</th> <th>Factor</th> </tr> <tr> <th>MHz</th> <th>dBuV/m</th> <th>dBuV/m</th> <th>dB</th> <th>dBuV</th> <th>dB/m</th> <th>dB</th> <th>dB</th> </tr> </thead> <tbody> <tr> <td>1</td> <td>2483.50</td> <td>48.59</td> <td>54.00</td> <td>-5.41</td> <td>40.04</td> <td>32.34</td> <td>7.26</td> </tr> <tr> <td></td> <td></td> <td></td> <td></td> <td></td> <td></td> <td></td> <td>37.05</td> </tr> <tr> <td></td> <td></td> <td></td> <td></td> <td></td> <td></td> <td></td> <td>6.00</td> </tr> <tr> <td></td> <td></td> <td></td> <td></td> <td></td> <td></td> <td></td> <td>170</td> </tr> <tr> <td></td> <td></td> <td></td> <td></td> <td></td> <td></td> <td></td> <td>149</td> </tr> <tr> <td></td> <td></td> <td></td> <td></td> <td></td> <td></td> <td></td> <td>AVERAGE</td> </tr> </tbody> </table>		Limit	Read	Ant	Cable	Preamp	Aux	APos	TPos	Freq	Level	Line	Margin	Level	Factor	Loss	Factor	MHz	dBuV/m	dBuV/m	dB	dBuV	dB/m	dB	dB	1	2483.50	48.59	54.00	-5.41	40.04	32.34	7.26								37.05								6.00								170								149								AVERAGE
Limit	Read	Ant	Cable	Preamp	Aux	APos	TPos																																																																		
Freq	Level	Line	Margin	Level	Factor	Loss	Factor																																																																		
MHz	dBuV/m	dBuV/m	dB	dBuV	dB/m	dB	dB																																																																		
1	2483.50	48.59	54.00	-5.41	40.04	32.34	7.26																																																																		
							37.05																																																																		
							6.00																																																																		
							170																																																																		
							149																																																																		
							AVERAGE																																																																		



Mode		9																																																																																		
		Band Edge - L																																																																																		
		2400-2483.5_802.11n_HT20_CH06_2437MHz																																																																																		
Pol.	Vertical	Fundamental																																																																																		
Peak	 <table border="1"> <thead> <tr> <th>Limit</th> <th>Read</th> <th>Ant</th> <th>Cable</th> <th>Preamp</th> <th>Aux</th> <th>APos</th> <th>TPos</th> <th>Remark</th> </tr> <tr> <th>Freq</th> <th>Level</th> <th>Line Margin</th> <th>Level Factor</th> <th>Loss Factor</th> <th>Factor</th> <th></th> <th></th> <th></th> </tr> <tr> <th>MHz</th> <th>dBuV/m</th> <th>dBuV/m</th> <th>dB</th> <th>dBuV</th> <th>dB/m</th> <th>dB</th> <th>dB</th> <th>cm</th> <th>deg</th> </tr> </thead> <tbody> <tr> <td>1</td> <td>2388.52</td> <td>52.89</td> <td>74.00</td> <td>-21.11</td> <td>43.94</td> <td>32.37</td> <td>7.10</td> <td>36.52</td> <td>6.00</td> <td>334</td> <td>256</td> <td>PEAK</td> </tr> </tbody> </table>	Limit	Read	Ant	Cable	Preamp	Aux	APos	TPos	Remark	Freq	Level	Line Margin	Level Factor	Loss Factor	Factor				MHz	dBuV/m	dBuV/m	dB	dBuV	dB/m	dB	dB	cm	deg	1	2388.52	52.89	74.00	-21.11	43.94	32.37	7.10	36.52	6.00	334	256	PEAK	 <table border="1"> <thead> <tr> <th>Limit</th> <th>Read</th> <th>Ant</th> <th>Cable</th> <th>Preamp</th> <th>Aux</th> <th>APos</th> <th>TPos</th> <th>Remark</th> </tr> <tr> <th>Freq</th> <th>Level</th> <th>Line Margin</th> <th>Level Factor</th> <th>Loss Factor</th> <th>Factor</th> <th></th> <th></th> <th></th> </tr> <tr> <th>MHz</th> <th>dBuV/m</th> <th>dBuV/m</th> <th>dB</th> <th>dBuV</th> <th>dB/m</th> <th>dB</th> <th>dB</th> <th>cm</th> <th>deg</th> </tr> </thead> <tbody> <tr> <td>1</td> <td>2437.00</td> <td>106.72</td> <td>-----</td> <td>-----</td> <td>97.96</td> <td>32.37</td> <td>7.19</td> <td>36.80</td> <td>6.00</td> <td>334</td> <td>256</td> <td>PEAK</td> </tr> </tbody> </table>	Limit	Read	Ant	Cable	Preamp	Aux	APos	TPos	Remark	Freq	Level	Line Margin	Level Factor	Loss Factor	Factor				MHz	dBuV/m	dBuV/m	dB	dBuV	dB/m	dB	dB	cm	deg	1	2437.00	106.72	-----	-----	97.96	32.37	7.19	36.80	6.00	334	256	PEAK
	Limit	Read	Ant	Cable	Preamp	Aux	APos	TPos	Remark																																																																											
Freq	Level	Line Margin	Level Factor	Loss Factor	Factor																																																																															
MHz	dBuV/m	dBuV/m	dB	dBuV	dB/m	dB	dB	cm	deg																																																																											
1	2388.52	52.89	74.00	-21.11	43.94	32.37	7.10	36.52	6.00	334	256	PEAK																																																																								
Limit	Read	Ant	Cable	Preamp	Aux	APos	TPos	Remark																																																																												
Freq	Level	Line Margin	Level Factor	Loss Factor	Factor																																																																															
MHz	dBuV/m	dBuV/m	dB	dBuV	dB/m	dB	dB	cm	deg																																																																											
1	2437.00	106.72	-----	-----	97.96	32.37	7.19	36.80	6.00	334	256	PEAK																																																																								
Avg	 <table border="1"> <thead> <tr> <th>Limit</th> <th>Read</th> <th>Ant</th> <th>Cable</th> <th>Preamp</th> <th>Aux</th> <th>APos</th> <th>TPos</th> <th>Remark</th> </tr> <tr> <th>Freq</th> <th>Level</th> <th>Line Margin</th> <th>Level Factor</th> <th>Loss Factor</th> <th>Factor</th> <th></th> <th></th> <th></th> </tr> <tr> <th>MHz</th> <th>dBuV/m</th> <th>dBuV/m</th> <th>dB</th> <th>dBuV</th> <th>dB/m</th> <th>dB</th> <th>dB</th> <th>cm</th> <th>deg</th> </tr> </thead> <tbody> <tr> <td>1</td> <td>2389.82</td> <td>40.26</td> <td>54.00</td> <td>-13.74</td> <td>31.29</td> <td>32.38</td> <td>7.11</td> <td>36.52</td> <td>6.00</td> <td>334</td> <td>256</td> <td>AVERAGE</td> </tr> </tbody> </table>	Limit	Read	Ant	Cable	Preamp	Aux	APos	TPos	Remark	Freq	Level	Line Margin	Level Factor	Loss Factor	Factor				MHz	dBuV/m	dBuV/m	dB	dBuV	dB/m	dB	dB	cm	deg	1	2389.82	40.26	54.00	-13.74	31.29	32.38	7.11	36.52	6.00	334	256	AVERAGE	 <table border="1"> <thead> <tr> <th>Limit</th> <th>Read</th> <th>Ant</th> <th>Cable</th> <th>Preamp</th> <th>Aux</th> <th>APos</th> <th>TPos</th> <th>Remark</th> </tr> <tr> <th>Freq</th> <th>Level</th> <th>Line Margin</th> <th>Level Factor</th> <th>Loss Factor</th> <th>Factor</th> <th></th> <th></th> <th></th> </tr> <tr> <th>MHz</th> <th>dBuV/m</th> <th>dBuV/m</th> <th>dB</th> <th>dBuV</th> <th>dB/m</th> <th>dB</th> <th>dB</th> <th>cm</th> <th>deg</th> </tr> </thead> <tbody> <tr> <td>1</td> <td>2437.00</td> <td>97.58</td> <td>-----</td> <td>-----</td> <td>88.83</td> <td>32.37</td> <td>7.19</td> <td>36.81</td> <td>6.00</td> <td>334</td> <td>256</td> <td>AVERAGE</td> </tr> </tbody> </table>	Limit	Read	Ant	Cable	Preamp	Aux	APos	TPos	Remark	Freq	Level	Line Margin	Level Factor	Loss Factor	Factor				MHz	dBuV/m	dBuV/m	dB	dBuV	dB/m	dB	dB	cm	deg	1	2437.00	97.58	-----	-----	88.83	32.37	7.19	36.81	6.00	334	256	AVERAGE
Limit	Read	Ant	Cable	Preamp	Aux	APos	TPos	Remark																																																																												
Freq	Level	Line Margin	Level Factor	Loss Factor	Factor																																																																															
MHz	dBuV/m	dBuV/m	dB	dBuV	dB/m	dB	dB	cm	deg																																																																											
1	2389.82	40.26	54.00	-13.74	31.29	32.38	7.11	36.52	6.00	334	256	AVERAGE																																																																								
Limit	Read	Ant	Cable	Preamp	Aux	APos	TPos	Remark																																																																												
Freq	Level	Line Margin	Level Factor	Loss Factor	Factor																																																																															
MHz	dBuV/m	dBuV/m	dB	dBuV	dB/m	dB	dB	cm	deg																																																																											
1	2437.00	97.58	-----	-----	88.83	32.37	7.19	36.81	6.00	334	256	AVERAGE																																																																								



9	
Mode	Band Edge - R
	2400-2483.5_802.11n HT20_CH06_2437MHz
Pol.	Vertical
Peak	Fundamental
	Blank
Avg	Fundamental
	Blank





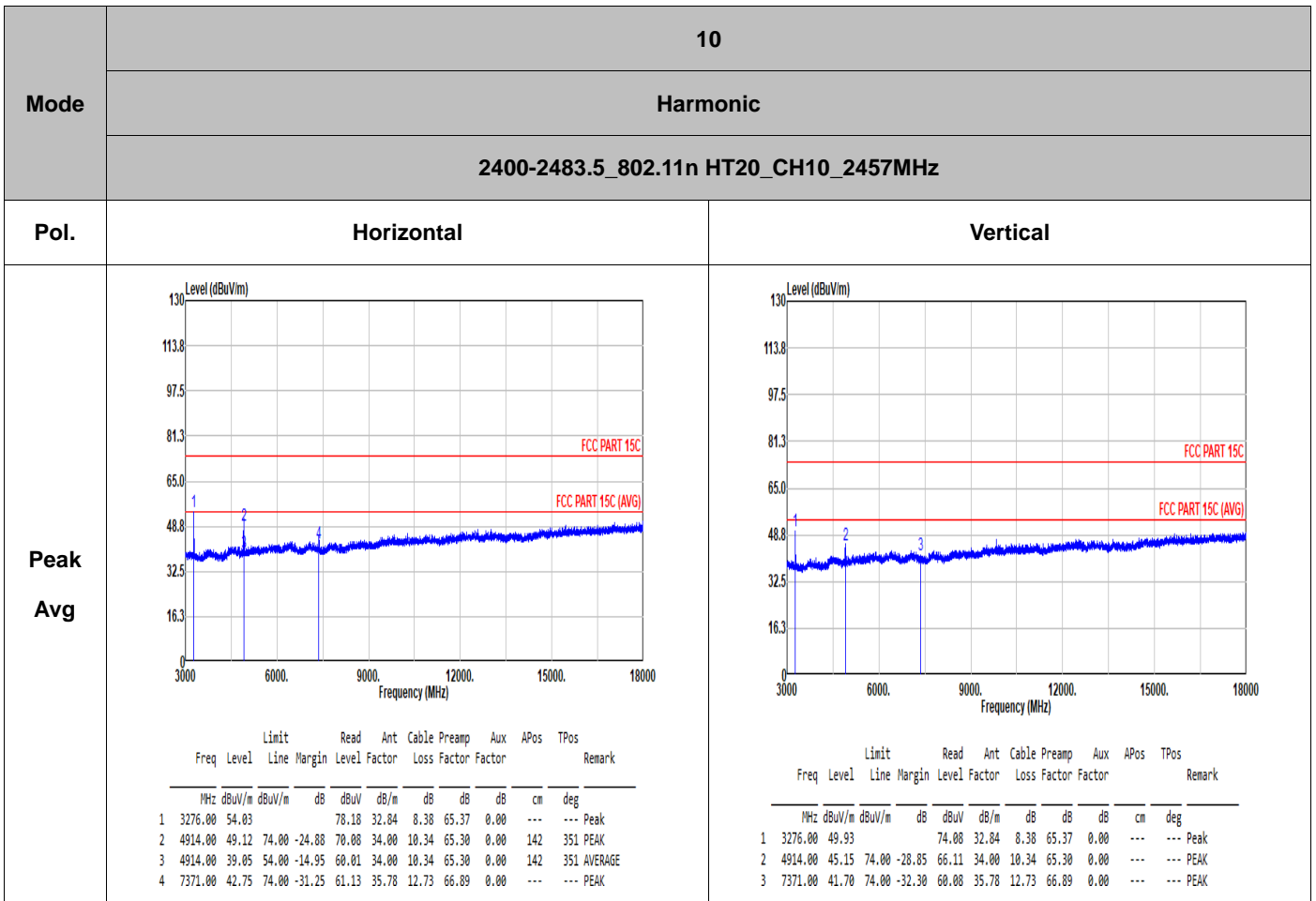
Mode	9																																																																																																																																																																					
	Harmonic																																																																																																																																																																					
	2400-2483.5_802.11n HT20_CH06_2437MHz																																																																																																																																																																					
Pol.	Horizontal	Vertical																																																																																																																																																																				
Peak Avg	<table border="1"> <thead> <tr> <th>Limit</th> <th>Read</th> <th>Ant</th> <th>Cable</th> <th>Preamp</th> <th>Aux</th> <th>APos</th> <th>TPos</th> <th colspan="2">Remark</th> </tr> <tr> <th>Freq</th> <th>Level</th> <th>Line</th> <th>Margin</th> <th>Level</th> <th>Factor</th> <th>Loss</th> <th>Factor</th> <th>Factor</th> <th></th> </tr> <tr> <th>MHz</th> <th>dBuV/m</th> <th>dBuV/m</th> <th>dB</th> <th>dBuV</th> <th>dB/m</th> <th>dB</th> <th>dB</th> <th>dB</th> <th>cm</th> <th>deg</th> </tr> </thead> <tbody> <tr> <td>1</td> <td>3249.00</td> <td>51.63</td> <td></td> <td>75.73</td> <td>32.89</td> <td>8.35</td> <td>65.34</td> <td>0.00</td> <td>---</td> <td>---</td> <td>Peak</td> </tr> <tr> <td>2</td> <td>4874.00</td> <td>55.43</td> <td>74.00</td> <td>-18.57</td> <td>76.42</td> <td>34.00</td> <td>10.29</td> <td>65.28</td> <td>0.00</td> <td>100</td> <td>149</td> <td>PEAK</td> </tr> <tr> <td>3</td> <td>4874.00</td> <td>44.52</td> <td>54.00</td> <td>-9.48</td> <td>65.51</td> <td>34.00</td> <td>10.29</td> <td>65.28</td> <td>0.00</td> <td>100</td> <td>149</td> <td>AVERAGE</td> </tr> <tr> <td>4</td> <td>7309.50</td> <td>45.96</td> <td>74.00</td> <td>-28.04</td> <td>64.17</td> <td>35.76</td> <td>12.72</td> <td>66.69</td> <td>0.00</td> <td>---</td> <td>---</td> <td>Peak</td> </tr> </tbody> </table>	Limit	Read	Ant	Cable	Preamp	Aux	APos	TPos	Remark		Freq	Level	Line	Margin	Level	Factor	Loss	Factor	Factor		MHz	dBuV/m	dBuV/m	dB	dBuV	dB/m	dB	dB	dB	cm	deg	1	3249.00	51.63		75.73	32.89	8.35	65.34	0.00	---	---	Peak	2	4874.00	55.43	74.00	-18.57	76.42	34.00	10.29	65.28	0.00	100	149	PEAK	3	4874.00	44.52	54.00	-9.48	65.51	34.00	10.29	65.28	0.00	100	149	AVERAGE	4	7309.50	45.96	74.00	-28.04	64.17	35.76	12.72	66.69	0.00	---	---	Peak	<table border="1"> <thead> <tr> <th>Limit</th> <th>Read</th> <th>Ant</th> <th>Cable</th> <th>Preamp</th> <th>Aux</th> <th>APos</th> <th>TPos</th> <th colspan="2">Remark</th> </tr> <tr> <th>Freq</th> <th>Level</th> <th>Line</th> <th>Margin</th> <th>Level</th> <th>Factor</th> <th>Loss</th> <th>Factor</th> <th>Factor</th> <th></th> </tr> <tr> <th>MHz</th> <th>dBuV/m</th> <th>dBuV/m</th> <th>dB</th> <th>dBuV</th> <th>dB/m</th> <th>dB</th> <th>dB</th> <th>dB</th> <th>cm</th> <th>deg</th> </tr> </thead> <tbody> <tr> <td>1</td> <td>3249.00</td> <td>48.17</td> <td></td> <td>72.27</td> <td>32.89</td> <td>8.35</td> <td>65.34</td> <td>0.00</td> <td>---</td> <td>---</td> <td>Peak</td> </tr> <tr> <td>2</td> <td>4874.00</td> <td>53.68</td> <td>74.00</td> <td>-20.32</td> <td>74.67</td> <td>34.00</td> <td>10.29</td> <td>65.28</td> <td>0.00</td> <td>317</td> <td>281</td> <td>PEAK</td> </tr> <tr> <td>3</td> <td>4874.00</td> <td>43.11</td> <td>54.00</td> <td>-10.89</td> <td>64.10</td> <td>34.00</td> <td>10.29</td> <td>65.28</td> <td>0.00</td> <td>317</td> <td>281</td> <td>AVERAGE</td> </tr> <tr> <td>4</td> <td>7305.00</td> <td>45.59</td> <td>74.00</td> <td>-28.41</td> <td>63.78</td> <td>35.76</td> <td>12.72</td> <td>66.67</td> <td>0.00</td> <td>---</td> <td>---</td> <td>Peak</td> </tr> </tbody> </table>	Limit	Read	Ant	Cable	Preamp	Aux	APos	TPos	Remark		Freq	Level	Line	Margin	Level	Factor	Loss	Factor	Factor		MHz	dBuV/m	dBuV/m	dB	dBuV	dB/m	dB	dB	dB	cm	deg	1	3249.00	48.17		72.27	32.89	8.35	65.34	0.00	---	---	Peak	2	4874.00	53.68	74.00	-20.32	74.67	34.00	10.29	65.28	0.00	317	281	PEAK	3	4874.00	43.11	54.00	-10.89	64.10	34.00	10.29	65.28	0.00	317	281	AVERAGE	4	7305.00	45.59	74.00	-28.41	63.78	35.76	12.72	66.67	0.00	---	---	Peak
Limit	Read	Ant	Cable	Preamp	Aux	APos	TPos	Remark																																																																																																																																																														
Freq	Level	Line	Margin	Level	Factor	Loss	Factor	Factor																																																																																																																																																														
MHz	dBuV/m	dBuV/m	dB	dBuV	dB/m	dB	dB	dB	cm	deg																																																																																																																																																												
1	3249.00	51.63		75.73	32.89	8.35	65.34	0.00	---	---	Peak																																																																																																																																																											
2	4874.00	55.43	74.00	-18.57	76.42	34.00	10.29	65.28	0.00	100	149	PEAK																																																																																																																																																										
3	4874.00	44.52	54.00	-9.48	65.51	34.00	10.29	65.28	0.00	100	149	AVERAGE																																																																																																																																																										
4	7309.50	45.96	74.00	-28.04	64.17	35.76	12.72	66.69	0.00	---	---	Peak																																																																																																																																																										
Limit	Read	Ant	Cable	Preamp	Aux	APos	TPos	Remark																																																																																																																																																														
Freq	Level	Line	Margin	Level	Factor	Loss	Factor	Factor																																																																																																																																																														
MHz	dBuV/m	dBuV/m	dB	dBuV	dB/m	dB	dB	dB	cm	deg																																																																																																																																																												
1	3249.00	48.17		72.27	32.89	8.35	65.34	0.00	---	---	Peak																																																																																																																																																											
2	4874.00	53.68	74.00	-20.32	74.67	34.00	10.29	65.28	0.00	317	281	PEAK																																																																																																																																																										
3	4874.00	43.11	54.00	-10.89	64.10	34.00	10.29	65.28	0.00	317	281	AVERAGE																																																																																																																																																										
4	7305.00	45.59	74.00	-28.41	63.78	35.76	12.72	66.67	0.00	---	---	Peak																																																																																																																																																										



		10																																																																																									
Mode	Band Edge																																																																																										
	2400-2483.5_802.11n HT20_CH10_2457MHz																																																																																										
Pol.	Horizontal		Fundamental																																																																																								
Peak	<p>Level (dBuV/m) vs Frequency (MHz). The plot shows a wideband signal with a peak level of approximately 113.8 dBuV/m. A red horizontal line indicates the FCC PART 15C limit at approximately 74.00 dBuV/m.</p>		<p>Level (dBuV/m) vs Frequency (MHz). The plot shows a sharp peak at 2457.00 MHz with a level of approximately 111.88 dBuV/m. A red horizontal line indicates the FCC PART 15C limit at approximately 74.00 dBuV/m.</p>																																																																																								
	<table border="1"> <thead> <tr> <th>Limit</th> <th>Read</th> <th>Ant</th> <th>Cable</th> <th>Preamp</th> <th>Aux</th> <th>APos</th> <th>TPos</th> <th colspan="2"></th> </tr> <tr> <th>Freq</th> <th>Level</th> <th>Line</th> <th>Margin</th> <th>Level</th> <th>Factor</th> <th>Loss</th> <th>Factor</th> <th>Factor</th> <th>Remark</th> </tr> <tr> <th>MHz</th> <th>dBuV/m</th> <th>dBuV/m</th> <th>dB</th> <th>dBuV</th> <th>dB/m</th> <th>dB</th> <th>dB</th> <th>dB</th> <th>cm</th> <th>deg</th> </tr> </thead> <tbody> <tr> <td>1</td> <td>2483.50</td> <td>70.82</td> <td>74.00</td> <td>-3.18</td> <td>62.27</td> <td>32.34</td> <td>7.26</td> <td>37.05</td> <td>6.00</td> <td>145</td> <td>144</td> <td>PEAK</td> </tr> </tbody> </table>		Limit	Read	Ant	Cable	Preamp	Aux	APos	TPos			Freq	Level	Line	Margin	Level	Factor	Loss	Factor	Factor	Remark	MHz	dBuV/m	dBuV/m	dB	dBuV	dB/m	dB	dB	dB	cm	deg	1	2483.50	70.82	74.00	-3.18	62.27	32.34	7.26	37.05	6.00	145	144	PEAK	<table border="1"> <thead> <tr> <th>Limit</th> <th>Read</th> <th>Ant</th> <th>Cable</th> <th>Preamp</th> <th>Aux</th> <th>APos</th> <th>TPos</th> <th colspan="2"></th> </tr> <tr> <th>Freq</th> <th>Level</th> <th>Line</th> <th>Margin</th> <th>Level</th> <th>Factor</th> <th>Loss</th> <th>Factor</th> <th>Factor</th> <th>Remark</th> </tr> <tr> <th>MHz</th> <th>dBuV/m</th> <th>dBuV/m</th> <th>dB</th> <th>dBuV</th> <th>dB/m</th> <th>dB</th> <th>dB</th> <th>dB</th> <th>cm</th> <th>deg</th> </tr> </thead> <tbody> <tr> <td>1</td> <td>2457.00</td> <td>111.88</td> <td>-----</td> <td>-----</td> <td>103.21</td> <td>32.36</td> <td>7.22</td> <td>36.91</td> <td>6.00</td> <td>145</td> <td>144</td> <td>PEAK</td> </tr> </tbody> </table>		Limit	Read	Ant	Cable	Preamp	Aux	APos	TPos			Freq	Level	Line	Margin	Level	Factor	Loss	Factor	Factor	Remark	MHz	dBuV/m	dBuV/m	dB	dBuV	dB/m	dB	dB	dB	cm	deg	1	2457.00	111.88	-----	-----	103.21	32.36	7.22	36.91	6.00	145	144
Limit	Read	Ant	Cable	Preamp	Aux	APos	TPos																																																																																				
Freq	Level	Line	Margin	Level	Factor	Loss	Factor	Factor	Remark																																																																																		
MHz	dBuV/m	dBuV/m	dB	dBuV	dB/m	dB	dB	dB	cm	deg																																																																																	
1	2483.50	70.82	74.00	-3.18	62.27	32.34	7.26	37.05	6.00	145	144	PEAK																																																																															
Limit	Read	Ant	Cable	Preamp	Aux	APos	TPos																																																																																				
Freq	Level	Line	Margin	Level	Factor	Loss	Factor	Factor	Remark																																																																																		
MHz	dBuV/m	dBuV/m	dB	dBuV	dB/m	dB	dB	dB	cm	deg																																																																																	
1	2457.00	111.88	-----	-----	103.21	32.36	7.22	36.91	6.00	145	144	PEAK																																																																															
Avg	<p>Level (dBuV/m) vs Frequency (MHz). The plot shows the average signal level, with a peak level of approximately 97.5 dBuV/m. A red horizontal line indicates the FCC PART 15C (AVG) limit at approximately 54.00 dBuV/m.</p>		<p>Level (dBuV/m) vs Frequency (MHz). The plot shows the average signal level, with a peak level of approximately 102.76 dBuV/m at 2457.00 MHz. A red horizontal line indicates the FCC PART 15C (AVG) limit at approximately 54.00 dBuV/m.</p>																																																																																								
	<table border="1"> <thead> <tr> <th>Limit</th> <th>Read</th> <th>Ant</th> <th>Cable</th> <th>Preamp</th> <th>Aux</th> <th>APos</th> <th>TPos</th> <th colspan="2"></th> </tr> <tr> <th>Freq</th> <th>Level</th> <th>Line</th> <th>Margin</th> <th>Level</th> <th>Factor</th> <th>Loss</th> <th>Factor</th> <th>Factor</th> <th>Remark</th> </tr> <tr> <th>MHz</th> <th>dBuV/m</th> <th>dBuV/m</th> <th>dB</th> <th>dBuV</th> <th>dB/m</th> <th>dB</th> <th>dB</th> <th>dB</th> <th>cm</th> <th>deg</th> </tr> </thead> <tbody> <tr> <td>1</td> <td>2483.50</td> <td>52.01</td> <td>54.00</td> <td>-1.99</td> <td>43.46</td> <td>32.34</td> <td>7.26</td> <td>37.05</td> <td>6.00</td> <td>145</td> <td>144</td> <td>AVERAGE</td> </tr> </tbody> </table>		Limit	Read	Ant	Cable	Preamp	Aux	APos	TPos			Freq	Level	Line	Margin	Level	Factor	Loss	Factor	Factor	Remark	MHz	dBuV/m	dBuV/m	dB	dBuV	dB/m	dB	dB	dB	cm	deg	1	2483.50	52.01	54.00	-1.99	43.46	32.34	7.26	37.05	6.00	145	144	AVERAGE	<table border="1"> <thead> <tr> <th>Limit</th> <th>Read</th> <th>Ant</th> <th>Cable</th> <th>Preamp</th> <th>Aux</th> <th>APos</th> <th>TPos</th> <th colspan="2"></th> </tr> <tr> <th>Freq</th> <th>Level</th> <th>Line</th> <th>Margin</th> <th>Level</th> <th>Factor</th> <th>Loss</th> <th>Factor</th> <th>Factor</th> <th>Remark</th> </tr> <tr> <th>MHz</th> <th>dBuV/m</th> <th>dBuV/m</th> <th>dB</th> <th>dBuV</th> <th>dB/m</th> <th>dB</th> <th>dB</th> <th>dB</th> <th>cm</th> <th>deg</th> </tr> </thead> <tbody> <tr> <td>1</td> <td>2457.00</td> <td>102.76</td> <td>-----</td> <td>-----</td> <td>94.09</td> <td>32.36</td> <td>7.21</td> <td>36.90</td> <td>6.00</td> <td>145</td> <td>144</td> <td>AVERAGE</td> </tr> </tbody> </table>		Limit	Read	Ant	Cable	Preamp	Aux	APos	TPos			Freq	Level	Line	Margin	Level	Factor	Loss	Factor	Factor	Remark	MHz	dBuV/m	dBuV/m	dB	dBuV	dB/m	dB	dB	dB	cm	deg	1	2457.00	102.76	-----	-----	94.09	32.36	7.21	36.90	6.00	145	144
Limit	Read	Ant	Cable	Preamp	Aux	APos	TPos																																																																																				
Freq	Level	Line	Margin	Level	Factor	Loss	Factor	Factor	Remark																																																																																		
MHz	dBuV/m	dBuV/m	dB	dBuV	dB/m	dB	dB	dB	cm	deg																																																																																	
1	2483.50	52.01	54.00	-1.99	43.46	32.34	7.26	37.05	6.00	145	144	AVERAGE																																																																															
Limit	Read	Ant	Cable	Preamp	Aux	APos	TPos																																																																																				
Freq	Level	Line	Margin	Level	Factor	Loss	Factor	Factor	Remark																																																																																		
MHz	dBuV/m	dBuV/m	dB	dBuV	dB/m	dB	dB	dB	cm	deg																																																																																	
1	2457.00	102.76	-----	-----	94.09	32.36	7.21	36.90	6.00	145	144	AVERAGE																																																																															



Mode	10																																																																																																																																																	
	Band Edge																																																																																																																																																	
	2400-2483.5_802.11n_HT20_CH10_2457MHz																																																																																																																																																	
Pol.	Vertical	Fundamental																																																																																																																																																
Peak	<table border="1"> <thead> <tr> <th>Limit</th> <th>Read</th> <th>Ant</th> <th>Cable</th> <th>Preamp</th> <th>Aux</th> <th>APos</th> <th>TPos</th> </tr> <tr> <th>Freq</th> <th>Level</th> <th>Line</th> <th>Margin</th> <th>Level</th> <th>Factor</th> <th>Loss</th> <th>Factor</th> </tr> <tr> <th>MHz</th> <th>dBuV/m</th> <th>dBuV/m</th> <th>dB</th> <th>dBuV</th> <th>dB/m</th> <th>dB</th> <th>dB</th> </tr> </thead> <tbody> <tr> <td>1</td> <td>2491.72</td> <td>58.44</td> <td>74.00</td> <td>-15.56</td> <td>49.93</td> <td>32.34</td> <td>7.27</td> </tr> <tr> <td></td> <td></td> <td></td> <td></td> <td></td> <td></td> <td></td> <td>37.10</td> </tr> <tr> <td></td> <td></td> <td></td> <td></td> <td></td> <td></td> <td></td> <td>6.00</td> </tr> <tr> <td></td> <td></td> <td></td> <td></td> <td></td> <td></td> <td></td> <td>335</td> </tr> <tr> <td></td> <td></td> <td></td> <td></td> <td></td> <td></td> <td></td> <td>257</td> </tr> <tr> <td></td> <td></td> <td></td> <td></td> <td></td> <td></td> <td></td> <td>PEAK</td> </tr> </tbody> </table>	Limit	Read	Ant	Cable	Preamp	Aux	APos	TPos	Freq	Level	Line	Margin	Level	Factor	Loss	Factor	MHz	dBuV/m	dBuV/m	dB	dBuV	dB/m	dB	dB	1	2491.72	58.44	74.00	-15.56	49.93	32.34	7.27								37.10								6.00								335								257								PEAK	<table border="1"> <thead> <tr> <th>Limit</th> <th>Read</th> <th>Ant</th> <th>Cable</th> <th>Preamp</th> <th>Aux</th> <th>APos</th> <th>TPos</th> </tr> <tr> <th>Freq</th> <th>Level</th> <th>Line</th> <th>Margin</th> <th>Level</th> <th>Factor</th> <th>Loss</th> <th>Factor</th> </tr> <tr> <th>MHz</th> <th>dBuV/m</th> <th>dBuV/m</th> <th>dB</th> <th>dBuV</th> <th>dB/m</th> <th>dB</th> <th>dB</th> </tr> </thead> <tbody> <tr> <td>1</td> <td>2457.00</td> <td>105.63</td> <td>-----</td> <td>-----</td> <td>96.92</td> <td>32.36</td> <td>7.21</td> </tr> <tr> <td></td> <td></td> <td></td> <td></td> <td></td> <td></td> <td></td> <td>36.86</td> </tr> <tr> <td></td> <td></td> <td></td> <td></td> <td></td> <td></td> <td></td> <td>6.00</td> </tr> <tr> <td></td> <td></td> <td></td> <td></td> <td></td> <td></td> <td></td> <td>335</td> </tr> <tr> <td></td> <td></td> <td></td> <td></td> <td></td> <td></td> <td></td> <td>257</td> </tr> <tr> <td></td> <td></td> <td></td> <td></td> <td></td> <td></td> <td></td> <td>PEAK</td> </tr> </tbody> </table>	Limit	Read	Ant	Cable	Preamp	Aux	APos	TPos	Freq	Level	Line	Margin	Level	Factor	Loss	Factor	MHz	dBuV/m	dBuV/m	dB	dBuV	dB/m	dB	dB	1	2457.00	105.63	-----	-----	96.92	32.36	7.21								36.86								6.00								335								257								PEAK
Limit	Read	Ant	Cable	Preamp	Aux	APos	TPos																																																																																																																																											
Freq	Level	Line	Margin	Level	Factor	Loss	Factor																																																																																																																																											
MHz	dBuV/m	dBuV/m	dB	dBuV	dB/m	dB	dB																																																																																																																																											
1	2491.72	58.44	74.00	-15.56	49.93	32.34	7.27																																																																																																																																											
							37.10																																																																																																																																											
							6.00																																																																																																																																											
							335																																																																																																																																											
							257																																																																																																																																											
							PEAK																																																																																																																																											
Limit	Read	Ant	Cable	Preamp	Aux	APos	TPos																																																																																																																																											
Freq	Level	Line	Margin	Level	Factor	Loss	Factor																																																																																																																																											
MHz	dBuV/m	dBuV/m	dB	dBuV	dB/m	dB	dB																																																																																																																																											
1	2457.00	105.63	-----	-----	96.92	32.36	7.21																																																																																																																																											
							36.86																																																																																																																																											
							6.00																																																																																																																																											
							335																																																																																																																																											
							257																																																																																																																																											
							PEAK																																																																																																																																											
Avg	<table border="1"> <thead> <tr> <th>Limit</th> <th>Read</th> <th>Ant</th> <th>Cable</th> <th>Preamp</th> <th>Aux</th> <th>APos</th> <th>TPos</th> </tr> <tr> <th>Freq</th> <th>Level</th> <th>Line</th> <th>Margin</th> <th>Level</th> <th>Factor</th> <th>Loss</th> <th>Factor</th> </tr> <tr> <th>MHz</th> <th>dBuV/m</th> <th>dBuV/m</th> <th>dB</th> <th>dBuV</th> <th>dB/m</th> <th>dB</th> <th>dB</th> </tr> </thead> <tbody> <tr> <td>1</td> <td>2497.24</td> <td>41.22</td> <td>54.00</td> <td>-12.78</td> <td>32.74</td> <td>32.33</td> <td>7.28</td> </tr> <tr> <td></td> <td></td> <td></td> <td></td> <td></td> <td></td> <td></td> <td>37.13</td> </tr> <tr> <td></td> <td></td> <td></td> <td></td> <td></td> <td></td> <td></td> <td>6.00</td> </tr> <tr> <td></td> <td></td> <td></td> <td></td> <td></td> <td></td> <td></td> <td>335</td> </tr> <tr> <td></td> <td></td> <td></td> <td></td> <td></td> <td></td> <td></td> <td>257</td> </tr> <tr> <td></td> <td></td> <td></td> <td></td> <td></td> <td></td> <td></td> <td>AVERAGE</td> </tr> </tbody> </table>	Limit	Read	Ant	Cable	Preamp	Aux	APos	TPos	Freq	Level	Line	Margin	Level	Factor	Loss	Factor	MHz	dBuV/m	dBuV/m	dB	dBuV	dB/m	dB	dB	1	2497.24	41.22	54.00	-12.78	32.74	32.33	7.28								37.13								6.00								335								257								AVERAGE	<table border="1"> <thead> <tr> <th>Limit</th> <th>Read</th> <th>Ant</th> <th>Cable</th> <th>Preamp</th> <th>Aux</th> <th>APos</th> <th>TPos</th> </tr> <tr> <th>Freq</th> <th>Level</th> <th>Line</th> <th>Margin</th> <th>Level</th> <th>Factor</th> <th>Loss</th> <th>Factor</th> </tr> <tr> <th>MHz</th> <th>dBuV/m</th> <th>dBuV/m</th> <th>dB</th> <th>dBuV</th> <th>dB/m</th> <th>dB</th> <th>dB</th> </tr> </thead> <tbody> <tr> <td>1</td> <td>2457.00</td> <td>96.59</td> <td>-----</td> <td>-----</td> <td>87.88</td> <td>32.36</td> <td>7.20</td> </tr> <tr> <td></td> <td></td> <td></td> <td></td> <td></td> <td></td> <td></td> <td>36.85</td> </tr> <tr> <td></td> <td></td> <td></td> <td></td> <td></td> <td></td> <td></td> <td>6.00</td> </tr> <tr> <td></td> <td></td> <td></td> <td></td> <td></td> <td></td> <td></td> <td>335</td> </tr> <tr> <td></td> <td></td> <td></td> <td></td> <td></td> <td></td> <td></td> <td>257</td> </tr> <tr> <td></td> <td></td> <td></td> <td></td> <td></td> <td></td> <td></td> <td>AVERAGE</td> </tr> </tbody> </table>	Limit	Read	Ant	Cable	Preamp	Aux	APos	TPos	Freq	Level	Line	Margin	Level	Factor	Loss	Factor	MHz	dBuV/m	dBuV/m	dB	dBuV	dB/m	dB	dB	1	2457.00	96.59	-----	-----	87.88	32.36	7.20								36.85								6.00								335								257								AVERAGE
Limit	Read	Ant	Cable	Preamp	Aux	APos	TPos																																																																																																																																											
Freq	Level	Line	Margin	Level	Factor	Loss	Factor																																																																																																																																											
MHz	dBuV/m	dBuV/m	dB	dBuV	dB/m	dB	dB																																																																																																																																											
1	2497.24	41.22	54.00	-12.78	32.74	32.33	7.28																																																																																																																																											
							37.13																																																																																																																																											
							6.00																																																																																																																																											
							335																																																																																																																																											
							257																																																																																																																																											
							AVERAGE																																																																																																																																											
Limit	Read	Ant	Cable	Preamp	Aux	APos	TPos																																																																																																																																											
Freq	Level	Line	Margin	Level	Factor	Loss	Factor																																																																																																																																											
MHz	dBuV/m	dBuV/m	dB	dBuV	dB/m	dB	dB																																																																																																																																											
1	2457.00	96.59	-----	-----	87.88	32.36	7.20																																																																																																																																											
							36.85																																																																																																																																											
							6.00																																																																																																																																											
							335																																																																																																																																											
							257																																																																																																																																											
							AVERAGE																																																																																																																																											





		11																																																																											
Mode	Band Edge																																																																												
	2400-2483.5_802.11n HT20_CH11_2462MHz																																																																												
Pol.	Horizontal		Fundamental																																																																										
Peak																																																																													
	<table border="1"> <thead> <tr> <th>Limit</th> <th>Read</th> <th>Ant</th> <th>Cable</th> <th>Preamp</th> <th>Aux</th> <th>APos</th> <th>TPos</th> </tr> <tr> <th>Freq</th> <th>Level</th> <th>Line</th> <th>Margin</th> <th>Level</th> <th>Factor</th> <th>Loss</th> <th>Factor</th> </tr> <tr> <th>MHz</th> <th>dBuV/m</th> <th>dBuV/m</th> <th>dB</th> <th>dBuV</th> <th>dB/m</th> <th>dB</th> <th>dB</th> </tr> </thead> <tbody> <tr> <td>1</td> <td>2483.56</td> <td>70.46</td> <td>74.00</td> <td>-3.54</td> <td>61.91</td> <td>32.34</td> <td>7.26</td> <td>37.05</td> <td>6.00</td> <td>145</td> <td>144</td> <td>PEAK</td> </tr> </tbody> </table>		Limit	Read	Ant	Cable	Preamp	Aux	APos	TPos	Freq	Level	Line	Margin	Level	Factor	Loss	Factor	MHz	dBuV/m	dBuV/m	dB	dBuV	dB/m	dB	dB	1	2483.56	70.46	74.00	-3.54	61.91	32.34	7.26	37.05	6.00	145	144	PEAK	<table border="1"> <thead> <tr> <th>Limit</th> <th>Read</th> <th>Ant</th> <th>Cable</th> <th>Preamp</th> <th>Aux</th> <th>APos</th> <th>TPos</th> </tr> <tr> <th>Freq</th> <th>Level</th> <th>Line</th> <th>Margin</th> <th>Level</th> <th>Factor</th> <th>Loss</th> <th>Factor</th> </tr> <tr> <th>MHz</th> <th>dBuV/m</th> <th>dBuV/m</th> <th>dB</th> <th>dBuV</th> <th>dB/m</th> <th>dB</th> <th>dB</th> </tr> </thead> <tbody> <tr> <td>1</td> <td>2462.00</td> <td>109.99</td> <td>-----</td> <td>-----</td> <td>101.32</td> <td>32.36</td> <td>7.22</td> <td>36.91</td> <td>6.00</td> <td>145</td> <td>144</td> <td>PEAK</td> </tr> </tbody> </table>		Limit	Read	Ant	Cable	Preamp	Aux	APos	TPos	Freq	Level	Line	Margin	Level	Factor	Loss	Factor	MHz	dBuV/m	dBuV/m	dB	dBuV	dB/m	dB	dB	1	2462.00	109.99	-----	-----	101.32	32.36	7.22	36.91	6.00	145	144
Limit	Read	Ant	Cable	Preamp	Aux	APos	TPos																																																																						
Freq	Level	Line	Margin	Level	Factor	Loss	Factor																																																																						
MHz	dBuV/m	dBuV/m	dB	dBuV	dB/m	dB	dB																																																																						
1	2483.56	70.46	74.00	-3.54	61.91	32.34	7.26	37.05	6.00	145	144	PEAK																																																																	
Limit	Read	Ant	Cable	Preamp	Aux	APos	TPos																																																																						
Freq	Level	Line	Margin	Level	Factor	Loss	Factor																																																																						
MHz	dBuV/m	dBuV/m	dB	dBuV	dB/m	dB	dB																																																																						
1	2462.00	109.99	-----	-----	101.32	32.36	7.22	36.91	6.00	145	144	PEAK																																																																	
Avg																																																																													
	<table border="1"> <thead> <tr> <th>Limit</th> <th>Read</th> <th>Ant</th> <th>Cable</th> <th>Preamp</th> <th>Aux</th> <th>APos</th> <th>TPos</th> </tr> <tr> <th>Freq</th> <th>Level</th> <th>Line</th> <th>Margin</th> <th>Level</th> <th>Factor</th> <th>Loss</th> <th>Factor</th> </tr> <tr> <th>MHz</th> <th>dBuV/m</th> <th>dBuV/m</th> <th>dB</th> <th>dBuV</th> <th>dB/m</th> <th>dB</th> <th>dB</th> </tr> </thead> <tbody> <tr> <td>1</td> <td>2483.50</td> <td>52.93</td> <td>54.00</td> <td>-1.07</td> <td>44.38</td> <td>32.34</td> <td>7.26</td> <td>37.05</td> <td>6.00</td> <td>145</td> <td>144</td> <td>AVERAGE</td> </tr> </tbody> </table>		Limit	Read	Ant	Cable	Preamp	Aux	APos	TPos	Freq	Level	Line	Margin	Level	Factor	Loss	Factor	MHz	dBuV/m	dBuV/m	dB	dBuV	dB/m	dB	dB	1	2483.50	52.93	54.00	-1.07	44.38	32.34	7.26	37.05	6.00	145	144	AVERAGE	<table border="1"> <thead> <tr> <th>Limit</th> <th>Read</th> <th>Ant</th> <th>Cable</th> <th>Preamp</th> <th>Aux</th> <th>APos</th> <th>TPos</th> </tr> <tr> <th>Freq</th> <th>Level</th> <th>Line</th> <th>Margin</th> <th>Level</th> <th>Factor</th> <th>Loss</th> <th>Factor</th> </tr> <tr> <th>MHz</th> <th>dBuV/m</th> <th>dBuV/m</th> <th>dB</th> <th>dBuV</th> <th>dB/m</th> <th>dB</th> <th>dB</th> </tr> </thead> <tbody> <tr> <td>1</td> <td>2462.00</td> <td>100.87</td> <td>-----</td> <td>-----</td> <td>92.20</td> <td>32.36</td> <td>7.22</td> <td>36.91</td> <td>6.00</td> <td>145</td> <td>144</td> <td>AVERAGE</td> </tr> </tbody> </table>		Limit	Read	Ant	Cable	Preamp	Aux	APos	TPos	Freq	Level	Line	Margin	Level	Factor	Loss	Factor	MHz	dBuV/m	dBuV/m	dB	dBuV	dB/m	dB	dB	1	2462.00	100.87	-----	-----	92.20	32.36	7.22	36.91	6.00	145	144
Limit	Read	Ant	Cable	Preamp	Aux	APos	TPos																																																																						
Freq	Level	Line	Margin	Level	Factor	Loss	Factor																																																																						
MHz	dBuV/m	dBuV/m	dB	dBuV	dB/m	dB	dB																																																																						
1	2483.50	52.93	54.00	-1.07	44.38	32.34	7.26	37.05	6.00	145	144	AVERAGE																																																																	
Limit	Read	Ant	Cable	Preamp	Aux	APos	TPos																																																																						
Freq	Level	Line	Margin	Level	Factor	Loss	Factor																																																																						
MHz	dBuV/m	dBuV/m	dB	dBuV	dB/m	dB	dB																																																																						
1	2462.00	100.87	-----	-----	92.20	32.36	7.22	36.91	6.00	145	144	AVERAGE																																																																	



Mode		11																																																																														
		Band Edge																																																																														
		2400-2483.5_802.11n_HT20_CH11_2462MHz																																																																														
Pol.	Vertical	Fundamental																																																																														
Peak	<table border="1"> <thead> <tr> <th>Limit</th> <th>Read</th> <th>Ant</th> <th>Cable</th> <th>Preamp</th> <th>Aux</th> <th>APos</th> <th>TPos</th> </tr> <tr> <th>Freq</th> <th>Level</th> <th>Line Margin</th> <th>Level Factor</th> <th>Loss Factor</th> <th>Factor</th> <th>Factor</th> <th>Remark</th> </tr> <tr> <th>MHz</th> <th>dBuV/m</th> <th>dBuV/m</th> <th>dB</th> <th>dBuV</th> <th>dB/m</th> <th>dB</th> <th>dB</th> <th>cm</th> <th>deg</th> </tr> </thead> <tbody> <tr> <td>1</td> <td>2483.50</td> <td>61.80</td> <td>74.00</td> <td>-12.20</td> <td>53.25</td> <td>32.34</td> <td>7.26</td> <td>37.05</td> <td>6.00</td> <td>360</td> <td>306</td> <td>PEAK</td> </tr> </tbody> </table>	Limit	Read	Ant	Cable	Preamp	Aux	APos	TPos	Freq	Level	Line Margin	Level Factor	Loss Factor	Factor	Factor	Remark	MHz	dBuV/m	dBuV/m	dB	dBuV	dB/m	dB	dB	cm	deg	1	2483.50	61.80	74.00	-12.20	53.25	32.34	7.26	37.05	6.00	360	306	PEAK	<table border="1"> <thead> <tr> <th>Limit</th> <th>Read</th> <th>Ant</th> <th>Cable</th> <th>Preamp</th> <th>Aux</th> <th>APos</th> <th>TPos</th> </tr> <tr> <th>Freq</th> <th>Level</th> <th>Line Margin</th> <th>Level Factor</th> <th>Loss Factor</th> <th>Factor</th> <th>Factor</th> <th>Remark</th> </tr> <tr> <th>MHz</th> <th>dBuV/m</th> <th>dBuV/m</th> <th>dB</th> <th>dBuV</th> <th>dB/m</th> <th>dB</th> <th>dB</th> <th>cm</th> <th>deg</th> </tr> </thead> <tbody> <tr> <td>1</td> <td>2462.00</td> <td>103.55</td> <td>-----</td> <td>-----</td> <td>94.87</td> <td>32.36</td> <td>7.21</td> <td>36.89</td> <td>6.00</td> <td>360</td> <td>306</td> <td>PEAK</td> </tr> </tbody> </table>	Limit	Read	Ant	Cable	Preamp	Aux	APos	TPos	Freq	Level	Line Margin	Level Factor	Loss Factor	Factor	Factor	Remark	MHz	dBuV/m	dBuV/m	dB	dBuV	dB/m	dB	dB	cm	deg	1	2462.00	103.55	-----	-----	94.87	32.36	7.21	36.89	6.00	360	306	PEAK
	Limit	Read	Ant	Cable	Preamp	Aux	APos	TPos																																																																								
Freq	Level	Line Margin	Level Factor	Loss Factor	Factor	Factor	Remark																																																																									
MHz	dBuV/m	dBuV/m	dB	dBuV	dB/m	dB	dB	cm	deg																																																																							
1	2483.50	61.80	74.00	-12.20	53.25	32.34	7.26	37.05	6.00	360	306	PEAK																																																																				
Limit	Read	Ant	Cable	Preamp	Aux	APos	TPos																																																																									
Freq	Level	Line Margin	Level Factor	Loss Factor	Factor	Factor	Remark																																																																									
MHz	dBuV/m	dBuV/m	dB	dBuV	dB/m	dB	dB	cm	deg																																																																							
1	2462.00	103.55	-----	-----	94.87	32.36	7.21	36.89	6.00	360	306	PEAK																																																																				
Avg	<table border="1"> <thead> <tr> <th>Limit</th> <th>Read</th> <th>Ant</th> <th>Cable</th> <th>Preamp</th> <th>Aux</th> <th>APos</th> <th>TPos</th> </tr> <tr> <th>Freq</th> <th>Level</th> <th>Line Margin</th> <th>Level Factor</th> <th>Loss Factor</th> <th>Factor</th> <th>Factor</th> <th>Remark</th> </tr> <tr> <th>MHz</th> <th>dBuV/m</th> <th>dBuV/m</th> <th>dB</th> <th>dBuV</th> <th>dB/m</th> <th>dB</th> <th>dB</th> <th>cm</th> <th>deg</th> </tr> </thead> <tbody> <tr> <td>1</td> <td>2483.50</td> <td>44.24</td> <td>54.00</td> <td>-9.76</td> <td>35.69</td> <td>32.34</td> <td>7.26</td> <td>37.05</td> <td>6.00</td> <td>360</td> <td>306</td> <td>AVERAGE</td> </tr> </tbody> </table>	Limit	Read	Ant	Cable	Preamp	Aux	APos	TPos	Freq	Level	Line Margin	Level Factor	Loss Factor	Factor	Factor	Remark	MHz	dBuV/m	dBuV/m	dB	dBuV	dB/m	dB	dB	cm	deg	1	2483.50	44.24	54.00	-9.76	35.69	32.34	7.26	37.05	6.00	360	306	AVERAGE	<table border="1"> <thead> <tr> <th>Limit</th> <th>Read</th> <th>Ant</th> <th>Cable</th> <th>Preamp</th> <th>Aux</th> <th>APos</th> <th>TPos</th> </tr> <tr> <th>Freq</th> <th>Level</th> <th>Line Margin</th> <th>Level Factor</th> <th>Loss Factor</th> <th>Factor</th> <th>Factor</th> <th>Remark</th> </tr> <tr> <th>MHz</th> <th>dBuV/m</th> <th>dBuV/m</th> <th>dB</th> <th>dBuV</th> <th>dB/m</th> <th>dB</th> <th>dB</th> <th>cm</th> <th>deg</th> </tr> </thead> <tbody> <tr> <td>1</td> <td>2462.00</td> <td>94.16</td> <td>-----</td> <td>-----</td> <td>85.48</td> <td>32.36</td> <td>7.21</td> <td>36.89</td> <td>6.00</td> <td>360</td> <td>306</td> <td>AVERAGE</td> </tr> </tbody> </table>	Limit	Read	Ant	Cable	Preamp	Aux	APos	TPos	Freq	Level	Line Margin	Level Factor	Loss Factor	Factor	Factor	Remark	MHz	dBuV/m	dBuV/m	dB	dBuV	dB/m	dB	dB	cm	deg	1	2462.00	94.16	-----	-----	85.48	32.36	7.21	36.89	6.00	360	306	AVERAGE
Limit	Read	Ant	Cable	Preamp	Aux	APos	TPos																																																																									
Freq	Level	Line Margin	Level Factor	Loss Factor	Factor	Factor	Remark																																																																									
MHz	dBuV/m	dBuV/m	dB	dBuV	dB/m	dB	dB	cm	deg																																																																							
1	2483.50	44.24	54.00	-9.76	35.69	32.34	7.26	37.05	6.00	360	306	AVERAGE																																																																				
Limit	Read	Ant	Cable	Preamp	Aux	APos	TPos																																																																									
Freq	Level	Line Margin	Level Factor	Loss Factor	Factor	Factor	Remark																																																																									
MHz	dBuV/m	dBuV/m	dB	dBuV	dB/m	dB	dB	cm	deg																																																																							
1	2462.00	94.16	-----	-----	85.48	32.36	7.21	36.89	6.00	360	306	AVERAGE																																																																				



Mode	11																																																																																																																															
	Harmonic																																																																																																																															
	2400-2483.5_802.11n HT20_CH11_2462MHz																																																																																																																															
Pol.	Horizontal	Vertical																																																																																																																														
Peak Avg	<table border="1"> <thead> <tr> <th>Limit</th> <th>Read</th> <th>Ant</th> <th>Cable</th> <th>Preamp</th> <th>Aux</th> <th>APos</th> <th>TPos</th> <th>Remark</th> </tr> <tr> <th>Freq</th> <th>Level</th> <th>Line</th> <th>Margin</th> <th>Level</th> <th>Factor</th> <th>Loss</th> <th>Factor</th> <th>Factor</th> </tr> <tr> <th>MHz</th> <th>dBuV/m</th> <th>dBuV/m</th> <th>dB</th> <th>dBuV</th> <th>dB/m</th> <th>dB</th> <th>dB</th> <th>cm</th> <th>deg</th> </tr> </thead> <tbody> <tr> <td>1</td> <td>3283.50</td> <td>49.48</td> <td></td> <td>73.65</td> <td>32.82</td> <td>8.39</td> <td>65.38</td> <td>0.00</td> <td>---</td> <td>Peak</td> </tr> <tr> <td>2</td> <td>4921.50</td> <td>47.51</td> <td>74.00</td> <td>-26.49</td> <td>68.46</td> <td>34.00</td> <td>10.35</td> <td>65.30</td> <td>0.00</td> <td>---</td> <td>Peak</td> </tr> <tr> <td>3</td> <td>7386.00</td> <td>42.18</td> <td>74.00</td> <td>-31.82</td> <td>60.61</td> <td>35.78</td> <td>12.73</td> <td>66.94</td> <td>0.00</td> <td>---</td> <td>PEAK</td> </tr> </tbody> </table>	Limit	Read	Ant	Cable	Preamp	Aux	APos	TPos	Remark	Freq	Level	Line	Margin	Level	Factor	Loss	Factor	Factor	MHz	dBuV/m	dBuV/m	dB	dBuV	dB/m	dB	dB	cm	deg	1	3283.50	49.48		73.65	32.82	8.39	65.38	0.00	---	Peak	2	4921.50	47.51	74.00	-26.49	68.46	34.00	10.35	65.30	0.00	---	Peak	3	7386.00	42.18	74.00	-31.82	60.61	35.78	12.73	66.94	0.00	---	PEAK	<table border="1"> <thead> <tr> <th>Limit</th> <th>Read</th> <th>Ant</th> <th>Cable</th> <th>Preamp</th> <th>Aux</th> <th>APos</th> <th>TPos</th> <th>Remark</th> </tr> <tr> <th>Freq</th> <th>Level</th> <th>Line</th> <th>Margin</th> <th>Level</th> <th>Factor</th> <th>Loss</th> <th>Factor</th> <th>Factor</th> </tr> <tr> <th>MHz</th> <th>dBuV/m</th> <th>dBuV/m</th> <th>dB</th> <th>dBuV</th> <th>dB/m</th> <th>dB</th> <th>dB</th> <th>cm</th> <th>deg</th> </tr> </thead> <tbody> <tr> <td>1</td> <td>3283.50</td> <td>46.99</td> <td></td> <td>71.16</td> <td>32.82</td> <td>8.39</td> <td>65.38</td> <td>0.00</td> <td>---</td> <td>Peak</td> </tr> <tr> <td>2</td> <td>4927.50</td> <td>44.94</td> <td>74.00</td> <td>-29.06</td> <td>65.88</td> <td>34.00</td> <td>10.36</td> <td>65.30</td> <td>0.00</td> <td>---</td> <td>Peak</td> </tr> <tr> <td>3</td> <td>7386.00</td> <td>40.96</td> <td>74.00</td> <td>-33.04</td> <td>59.39</td> <td>35.78</td> <td>12.73</td> <td>66.94</td> <td>0.00</td> <td>---</td> <td>PEAK</td> </tr> </tbody> </table>	Limit	Read	Ant	Cable	Preamp	Aux	APos	TPos	Remark	Freq	Level	Line	Margin	Level	Factor	Loss	Factor	Factor	MHz	dBuV/m	dBuV/m	dB	dBuV	dB/m	dB	dB	cm	deg	1	3283.50	46.99		71.16	32.82	8.39	65.38	0.00	---	Peak	2	4927.50	44.94	74.00	-29.06	65.88	34.00	10.36	65.30	0.00	---	Peak	3	7386.00	40.96	74.00	-33.04	59.39	35.78	12.73	66.94	0.00	---	PEAK
Limit	Read	Ant	Cable	Preamp	Aux	APos	TPos	Remark																																																																																																																								
Freq	Level	Line	Margin	Level	Factor	Loss	Factor	Factor																																																																																																																								
MHz	dBuV/m	dBuV/m	dB	dBuV	dB/m	dB	dB	cm	deg																																																																																																																							
1	3283.50	49.48		73.65	32.82	8.39	65.38	0.00	---	Peak																																																																																																																						
2	4921.50	47.51	74.00	-26.49	68.46	34.00	10.35	65.30	0.00	---	Peak																																																																																																																					
3	7386.00	42.18	74.00	-31.82	60.61	35.78	12.73	66.94	0.00	---	PEAK																																																																																																																					
Limit	Read	Ant	Cable	Preamp	Aux	APos	TPos	Remark																																																																																																																								
Freq	Level	Line	Margin	Level	Factor	Loss	Factor	Factor																																																																																																																								
MHz	dBuV/m	dBuV/m	dB	dBuV	dB/m	dB	dB	cm	deg																																																																																																																							
1	3283.50	46.99		71.16	32.82	8.39	65.38	0.00	---	Peak																																																																																																																						
2	4927.50	44.94	74.00	-29.06	65.88	34.00	10.36	65.30	0.00	---	Peak																																																																																																																					
3	7386.00	40.96	74.00	-33.04	59.39	35.78	12.73	66.94	0.00	---	PEAK																																																																																																																					



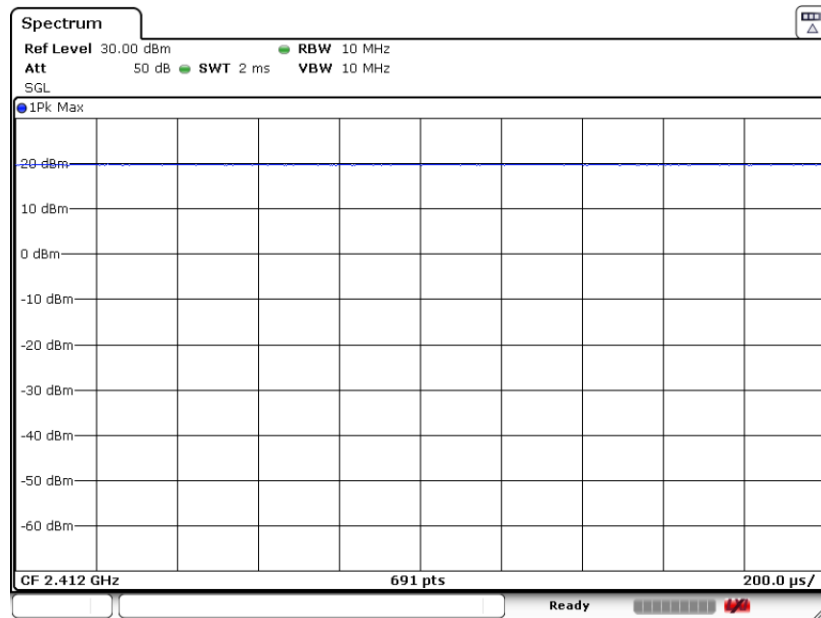
Mode	12																																																																																																																																																																																																													
	LF																																																																																																																																																																																																													
	2400-2483.5_802.11g_CH01_2412MHz																																																																																																																																																																																																													
Pol.	Horizontal	Vertical																																																																																																																																																																																																												
QP/ Peak	<p>Site : 03CH05-KS Condition : FCC PART 15C 3m CBL6111D SN23188 HORIZONTAL Project : 310905 mode : 17 IMEI : #3</p> <table border="1"> <thead> <tr> <th>Peak</th> <th>Freq</th> <th>Level</th> <th>Over</th> <th>Limit</th> <th>ReadAntenna</th> <th>Cable</th> <th>Preamp</th> <th>A/Pos2</th> <th>T/Pos2</th> <th>Remark</th> <th>Pol/Phas</th> </tr> <tr> <th></th> <th>MHz</th> <th>dBuV/m</th> <th>dB</th> <th>dBuV/m</th> <th>dBuV</th> <th>dB/m</th> <th>dB</th> <th>dB</th> <th>cm</th> <th>deg</th> <th></th> </tr> </thead> <tbody> <tr> <td>1</td> <td>71.71</td> <td>30.08</td> <td>-9.92</td> <td>40.00</td> <td>49.16</td> <td>12.44</td> <td>1.28</td> <td>32.80</td> <td>---</td> <td>---</td> <td>Peak</td> <td>HORIZONTAL</td> </tr> <tr> <td>2</td> <td>157.07</td> <td>29.69</td> <td>-13.81</td> <td>43.50</td> <td>44.32</td> <td>16.28</td> <td>1.91</td> <td>32.82</td> <td>---</td> <td>---</td> <td>Peak</td> <td>HORIZONTAL</td> </tr> <tr> <td>3</td> <td>191.99</td> <td>30.58</td> <td>-12.92</td> <td>43.50</td> <td>45.74</td> <td>15.57</td> <td>2.11</td> <td>32.84</td> <td>---</td> <td>---</td> <td>Peak</td> <td>HORIZONTAL</td> </tr> <tr> <td>4</td> <td>320.03</td> <td>32.52</td> <td>-13.48</td> <td>46.00</td> <td>42.89</td> <td>19.77</td> <td>2.72</td> <td>32.86</td> <td>---</td> <td>---</td> <td>Peak</td> <td>HORIZONTAL</td> </tr> <tr> <td>5</td> <td>455.83</td> <td>31.03</td> <td>-14.97</td> <td>46.00</td> <td>38.16</td> <td>22.65</td> <td>3.26</td> <td>33.04</td> <td>---</td> <td>---</td> <td>Peak</td> <td>HORIZONTAL</td> </tr> <tr> <td>6</td> <td>600.36</td> <td>32.21</td> <td>-13.79</td> <td>46.00</td> <td>36.61</td> <td>24.94</td> <td>3.74</td> <td>33.08</td> <td>---</td> <td>---</td> <td>Peak</td> <td>HORIZONTAL</td> </tr> </tbody> </table>	Peak	Freq	Level	Over	Limit	ReadAntenna	Cable	Preamp	A/Pos2	T/Pos2	Remark	Pol/Phas		MHz	dBuV/m	dB	dBuV/m	dBuV	dB/m	dB	dB	cm	deg		1	71.71	30.08	-9.92	40.00	49.16	12.44	1.28	32.80	---	---	Peak	HORIZONTAL	2	157.07	29.69	-13.81	43.50	44.32	16.28	1.91	32.82	---	---	Peak	HORIZONTAL	3	191.99	30.58	-12.92	43.50	45.74	15.57	2.11	32.84	---	---	Peak	HORIZONTAL	4	320.03	32.52	-13.48	46.00	42.89	19.77	2.72	32.86	---	---	Peak	HORIZONTAL	5	455.83	31.03	-14.97	46.00	38.16	22.65	3.26	33.04	---	---	Peak	HORIZONTAL	6	600.36	32.21	-13.79	46.00	36.61	24.94	3.74	33.08	---	---	Peak	HORIZONTAL	<p>Site : 03CH05-KS Condition : FCC PART 15C 3m CBL6111D SN23188 VERTICAL Project : 310905 mode : 17 IMEI : #3</p> <table border="1"> <thead> <tr> <th>Peak</th> <th>Freq</th> <th>Level</th> <th>Over</th> <th>Limit</th> <th>ReadAntenna</th> <th>Cable</th> <th>Preamp</th> <th>A/Pos2</th> <th>T/Pos2</th> <th>Remark</th> <th>Pol/Phas</th> </tr> <tr> <th></th> <th>MHz</th> <th>dBuV/m</th> <th>dB</th> <th>dBuV/m</th> <th>dBuV</th> <th>dB/m</th> <th>dB</th> <th>dB</th> <th>cm</th> <th>deg</th> <th></th> </tr> </thead> <tbody> <tr> <td>1</td> <td>62.98</td> <td>24.38</td> <td>-15.62</td> <td>40.00</td> <td>43.62</td> <td>12.48</td> <td>1.19</td> <td>32.91</td> <td>---</td> <td>---</td> <td>Peak</td> <td>VERTICAL</td> </tr> <tr> <td>2</td> <td>71.71</td> <td>26.84</td> <td>-13.16</td> <td>40.00</td> <td>45.92</td> <td>12.44</td> <td>1.28</td> <td>32.80</td> <td>---</td> <td>---</td> <td>Peak</td> <td>VERTICAL</td> </tr> <tr> <td>3</td> <td>157.07</td> <td>29.69</td> <td>-13.81</td> <td>43.50</td> <td>44.32</td> <td>16.28</td> <td>1.91</td> <td>32.82</td> <td>---</td> <td>---</td> <td>Peak</td> <td>VERTICAL</td> </tr> <tr> <td>4</td> <td>191.99</td> <td>27.90</td> <td>-15.60</td> <td>43.50</td> <td>43.06</td> <td>15.57</td> <td>2.11</td> <td>32.84</td> <td>---</td> <td>---</td> <td>Peak</td> <td>VERTICAL</td> </tr> <tr> <td>5</td> <td>455.83</td> <td>31.03</td> <td>-14.97</td> <td>46.00</td> <td>38.16</td> <td>22.65</td> <td>3.26</td> <td>33.04</td> <td>---</td> <td>---</td> <td>Peak</td> <td>VERTICAL</td> </tr> <tr> <td>6</td> <td>600.36</td> <td>32.21</td> <td>-13.79</td> <td>46.00</td> <td>36.61</td> <td>24.94</td> <td>3.74</td> <td>33.08</td> <td>---</td> <td>---</td> <td>Peak</td> <td>VERTICAL</td> </tr> </tbody> </table>	Peak	Freq	Level	Over	Limit	ReadAntenna	Cable	Preamp	A/Pos2	T/Pos2	Remark	Pol/Phas		MHz	dBuV/m	dB	dBuV/m	dBuV	dB/m	dB	dB	cm	deg		1	62.98	24.38	-15.62	40.00	43.62	12.48	1.19	32.91	---	---	Peak	VERTICAL	2	71.71	26.84	-13.16	40.00	45.92	12.44	1.28	32.80	---	---	Peak	VERTICAL	3	157.07	29.69	-13.81	43.50	44.32	16.28	1.91	32.82	---	---	Peak	VERTICAL	4	191.99	27.90	-15.60	43.50	43.06	15.57	2.11	32.84	---	---	Peak	VERTICAL	5	455.83	31.03	-14.97	46.00	38.16	22.65	3.26	33.04	---	---	Peak	VERTICAL	6	600.36	32.21	-13.79	46.00	36.61	24.94	3.74	33.08	---	---	Peak	VERTICAL
Peak	Freq	Level	Over	Limit	ReadAntenna	Cable	Preamp	A/Pos2	T/Pos2	Remark	Pol/Phas																																																																																																																																																																																																			
	MHz	dBuV/m	dB	dBuV/m	dBuV	dB/m	dB	dB	cm	deg																																																																																																																																																																																																				
1	71.71	30.08	-9.92	40.00	49.16	12.44	1.28	32.80	---	---	Peak	HORIZONTAL																																																																																																																																																																																																		
2	157.07	29.69	-13.81	43.50	44.32	16.28	1.91	32.82	---	---	Peak	HORIZONTAL																																																																																																																																																																																																		
3	191.99	30.58	-12.92	43.50	45.74	15.57	2.11	32.84	---	---	Peak	HORIZONTAL																																																																																																																																																																																																		
4	320.03	32.52	-13.48	46.00	42.89	19.77	2.72	32.86	---	---	Peak	HORIZONTAL																																																																																																																																																																																																		
5	455.83	31.03	-14.97	46.00	38.16	22.65	3.26	33.04	---	---	Peak	HORIZONTAL																																																																																																																																																																																																		
6	600.36	32.21	-13.79	46.00	36.61	24.94	3.74	33.08	---	---	Peak	HORIZONTAL																																																																																																																																																																																																		
Peak	Freq	Level	Over	Limit	ReadAntenna	Cable	Preamp	A/Pos2	T/Pos2	Remark	Pol/Phas																																																																																																																																																																																																			
	MHz	dBuV/m	dB	dBuV/m	dBuV	dB/m	dB	dB	cm	deg																																																																																																																																																																																																				
1	62.98	24.38	-15.62	40.00	43.62	12.48	1.19	32.91	---	---	Peak	VERTICAL																																																																																																																																																																																																		
2	71.71	26.84	-13.16	40.00	45.92	12.44	1.28	32.80	---	---	Peak	VERTICAL																																																																																																																																																																																																		
3	157.07	29.69	-13.81	43.50	44.32	16.28	1.91	32.82	---	---	Peak	VERTICAL																																																																																																																																																																																																		
4	191.99	27.90	-15.60	43.50	43.06	15.57	2.11	32.84	---	---	Peak	VERTICAL																																																																																																																																																																																																		
5	455.83	31.03	-14.97	46.00	38.16	22.65	3.26	33.04	---	---	Peak	VERTICAL																																																																																																																																																																																																		
6	600.36	32.21	-13.79	46.00	36.61	24.94	3.74	33.08	---	---	Peak	VERTICAL																																																																																																																																																																																																		



Appendix D. Duty Cycle Plots

Band	Duty Cycle(%)	T(ms)	1/T(kHz)	VBW Setting
802.11b	100	-	-	10Hz
802.11g	100	-	-	10Hz
802.11n HT20	100	-	-	10Hz

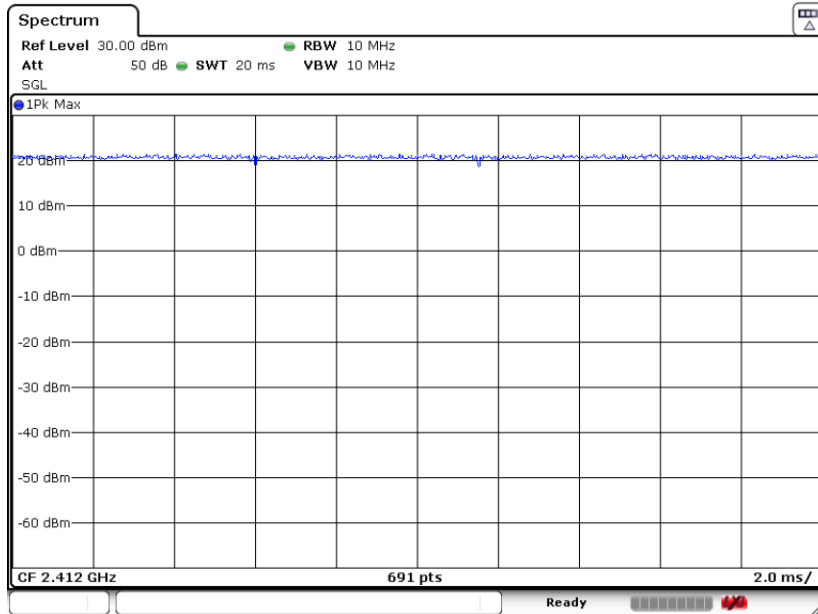
802.11b



Date: 23.FEB.2023 15:02:43

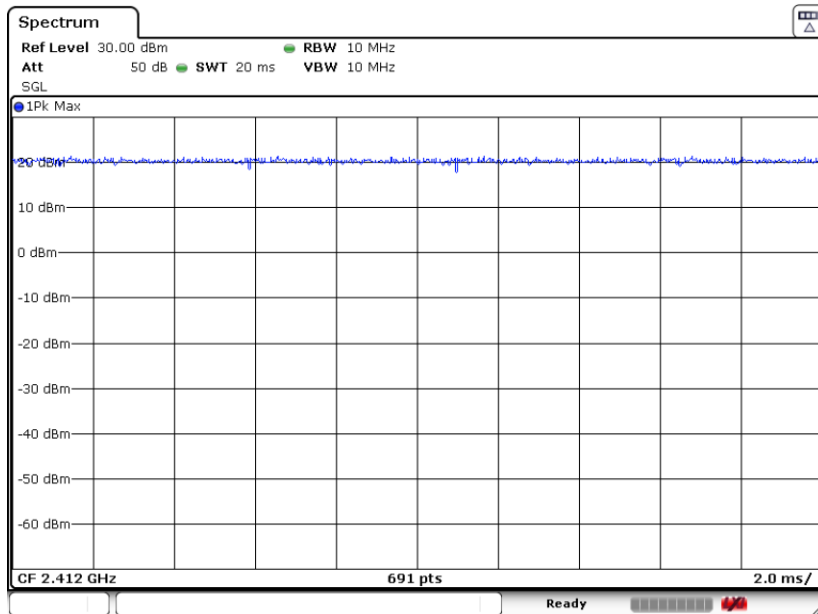


802.11g



Date: 23.FEB.2023 15:03:55

802.11n HT20



Date: 23.FEB.2023 15:04:56