



## Annex C Plots of SAR Test Results

<b>MEASUREMENT 1</b>
----------------------

Type: Phone measurement (Complete)

Area scan resolution: dx=8mm,dy=8mm

Zoom scan resolution: dx=8mm, dy=8mm, dz=5mm

Date of measurement: 2017.11.15

Measurement duration: 8 minutes 56 seconds

### A. Experimental conditions.

<u>Phantom File</u>	surf_sam_plan.txt
<u>Phantom</u>	Right head
<u>Device Position</u>	Cheek
<u>Band</u>	GSM850
<u>Channels</u>	High
<u>Signal</u>	GSM

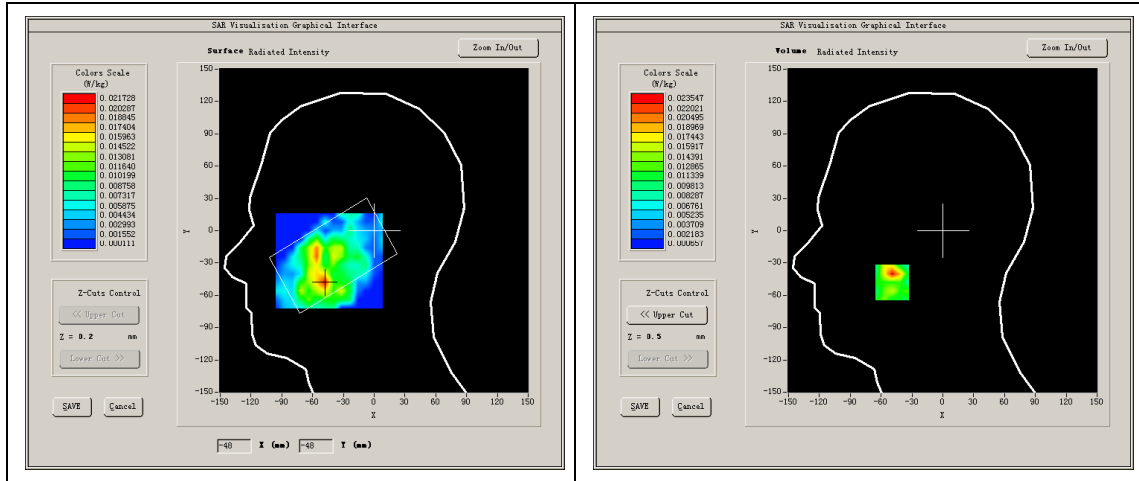
### B. SAR Measurement Results

High Band SAR (Channel 251):

Frequency (MHz)	848.800012
Relative permittivity (real part)	41.023365
Conductivity (S/m)	0.901718
Power drift (%)	-3.840000
Ambient Temperature:	22.8°C
Liquid Temperature:	22.7°C
ConvF:	6.13
Duty cycle:	1:8.03

<b>SURFACE SAR</b>	<b>VOLUME SAR</b>
--------------------	-------------------

**NOTE:** This document is issued by MORLAB, the test report shall not be reproduced except in full without prior written permission of the company. The test results apply only to the particular sample(s) tested and to the specific tests carried out which is available on request for validation and information confirmed at our website.

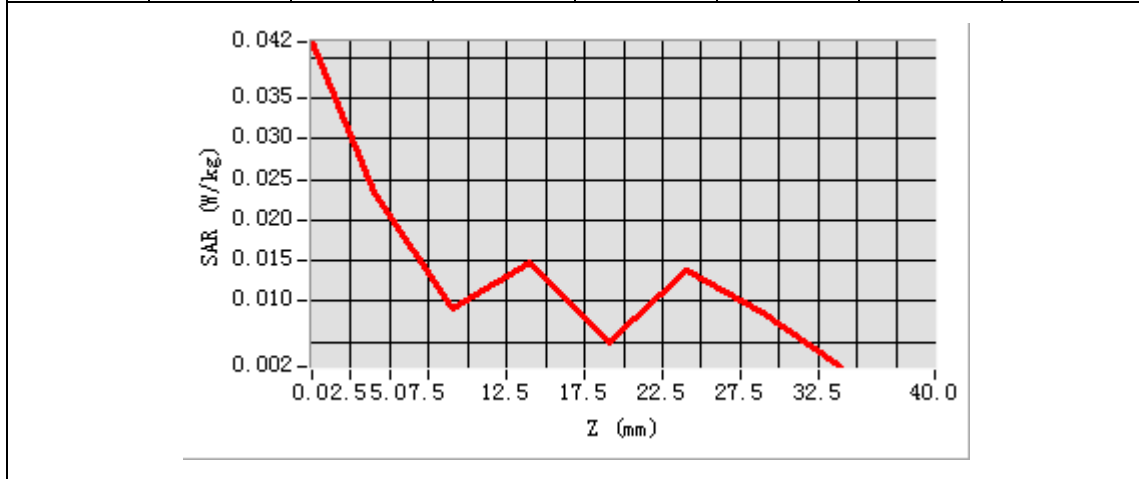


Maximum location: X=-49.00, Y=-48.00

SAR Peak: 0.05 W/kg

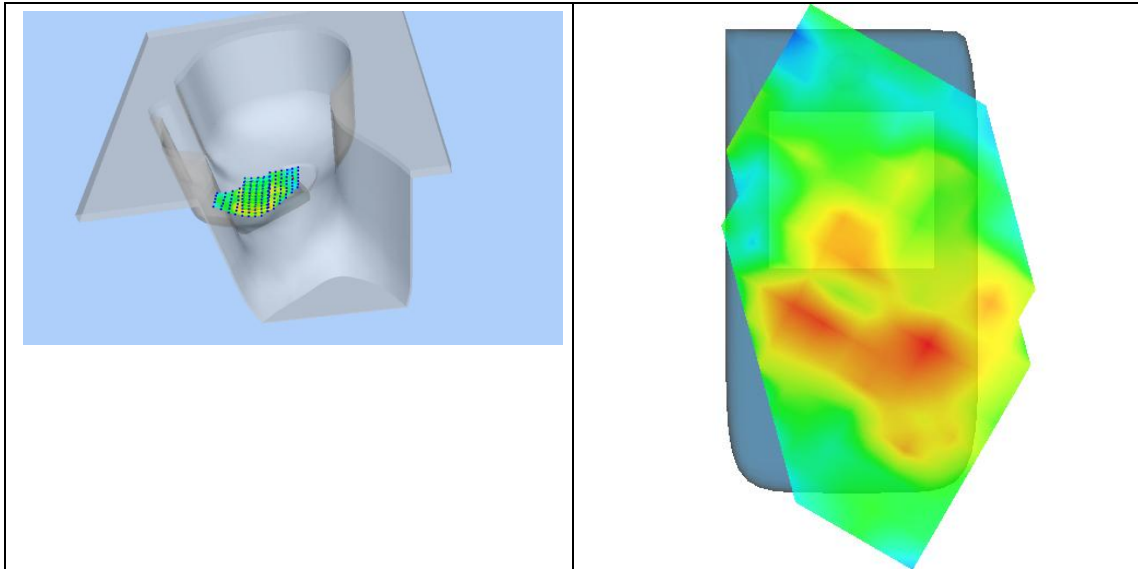
SAR 10g (W/Kg)	0.013655
SAR 1g (W/Kg)	0.023542

Z (mm)	0.00	4.00	9.00	14.00	19.00	24.00	29.00
SAR (W/Kg)	0.0420	0.0235	0.0090	0.0149	0.0049	0.0137	0.0085



3D screen shot	Hot spot position

**NOTE:** This document is issued by MORLAB, the test report shall not be reproduced except in full without prior written permission of the company. The test results apply only to the particular sample(s) tested and to the specific tests carried out which is available on request for validation and information confirmed at our website.



**NOTE:** This document is issued by MORLAB, the test report shall not be reproduced except in full without prior written permission of the company. The test results apply only to the particular sample(s) tested and to the specific tests carried out which is available on request for validation and information confirmed at our website.

**MEASUREMENT 2**

Type: Phone measurement (Complete)

Area scan resolution: dx=8mm,dy=8mm

Zoom scan resolution: dx=8mm, dy=8mm, dz=5mm

Date of measurement: 2017.11.15

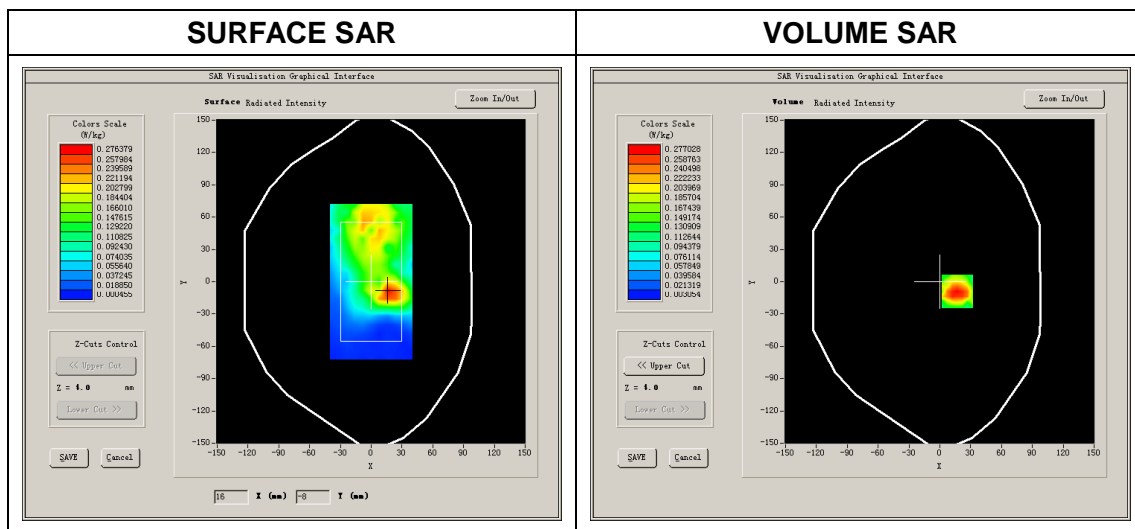
Measurement duration: 13 minutes 33 seconds

**A. Experimental conditions.**

<u>Phantom File</u>	<u>surf_sam_plan.txt</u>
<u>Phantom</u>	<u>Validation plane</u>
<u>Device Position</u>	<u>Body</u>
<u>Band</u>	<u>GSM850</u>
<u>Channels</u>	<u>High</u>
<u>Signal</u>	<u>GPRS</u>

**B. SAR Measurement Results**

<b>Frequency (MHz)</b>	848.800012
<b>Relative permittivity (real part)</b>	55.172091
<b>Conductivity (S/m)</b>	0.982113
<b>Power drift (%)</b>	2.360000
<b>Ambient Temperature:</b>	22.8°C
<b>Liquid Temperature:</b>	22.7°C
<b>ConvF:</b>	6.37
<b>Duty cycle:</b>	1:2.08



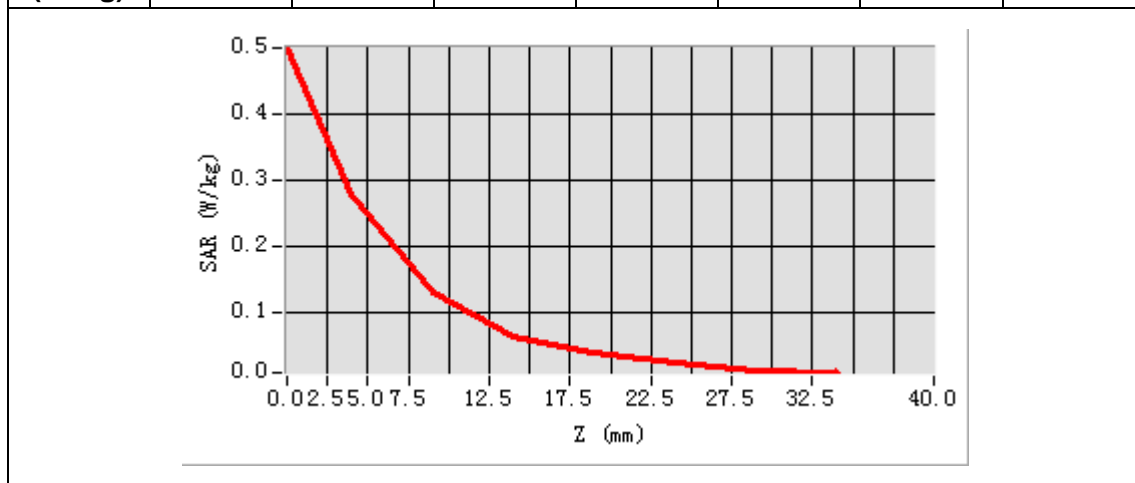
**NOTE:** This document is issued by MORLAB, the test report shall not be reproduced except in full without prior written permission of the company. The test results apply only to the particular sample(s) tested and to the specific tests carried out which is available on request for validation and information confirmed at our website.

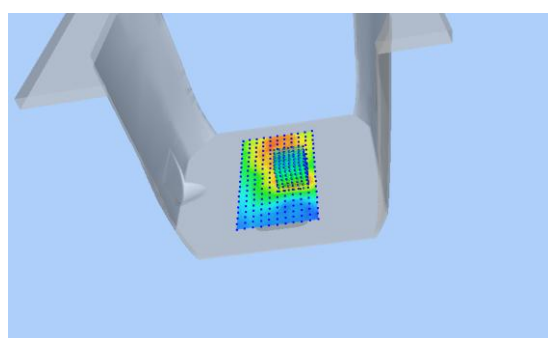
Maximum location: X=17.00, Y=-9.00

SAR Peak: 0.49 W/kg

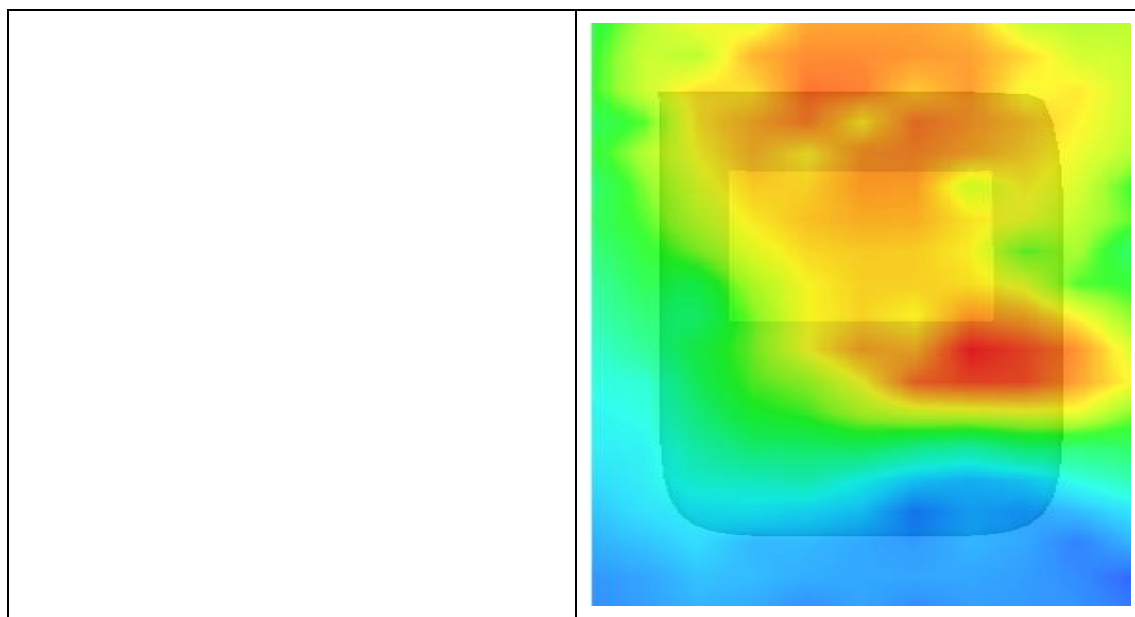
SAR 10g (W/Kg)	0.133221
SAR 1g (W/Kg)	0.258951

Z (mm)	0.00	4.00	9.00	14.00	19.00	24.00	29.00
SAR (W/Kg)	0.4997	0.2770	0.1291	0.0635	0.0396	0.0235	0.0104



3D screen shot	Hot spot position
	

**NOTE:** This document is issued by MORLAB, the test report shall not be reproduced except in full without prior written permission of the company. The test results apply only to the particular sample(s) tested and to the specific tests carried out which is available on request for validation and information confirmed at our website.



**MEASUREMENT 3**

Type: Phone measurement (Complete)

Area scan resolution: dx=8mm,dy=8mm

Zoom scan resolution: dx=8mm, dy=8mm, dz=5mm

Date of measurement: 2017.11.15

Measurement duration: 9 minutes 29 seconds

**A. Experimental conditions.**

<b><u>Phantom File</u></b>	<u>surf_sam_plan.txt</u>
<b><u>Phantom</u></b>	<u>Right head</u>
<b><u>Device Position</u></b>	<u>Cheek</u>
<b><u>Band</u></b>	<u>GSM1900</u>
<b><u>Channels</u></b>	<u>Middle</u>
<b><u>Signal</u></b>	<u>GSM</u>

**B. SAR Measurement Results**

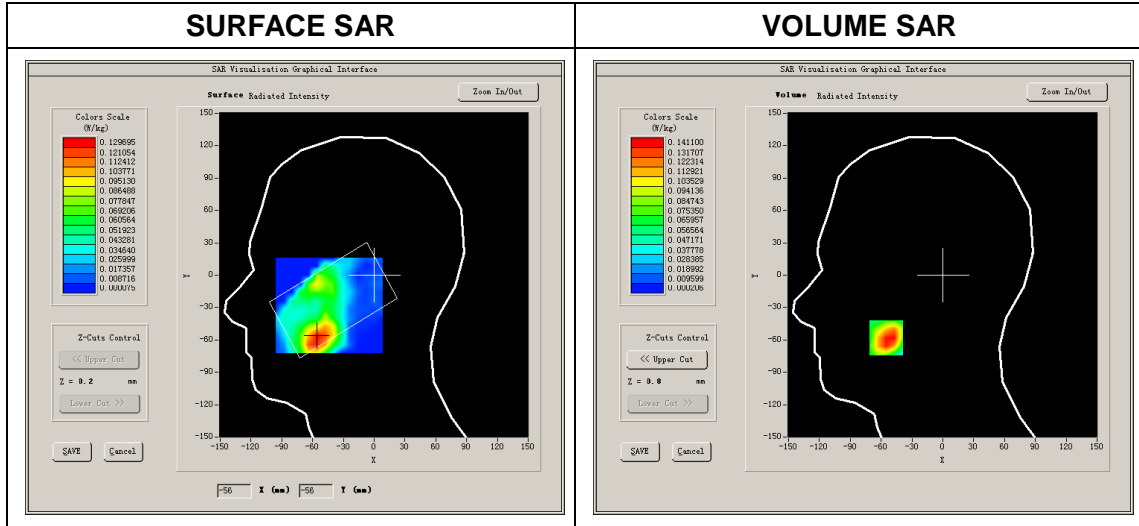
Middle Band SAR (Channel 661):

<b>Frequency (MHz)</b>	1880.000000
<b>Relative permittivity (real part)</b>	39.953235
<b>Conductivity (S/m)</b>	1.423772
<b>Power drift (%)</b>	1.590000
<b>Ambient Temperature:</b>	22.2°C

**NOTE:** This document is issued by MORLAB, the test report shall not be reproduced except in full without prior written permission of the company. The test results apply only to the particular sample(s) tested and to the specific tests carried out which is available on request for validation and information confirmed at our website.



<b>Liquid Temperature:</b>	22.6°C
<b>ConvF:</b>	5.61
<b>Duty cycle:</b>	1:8.03

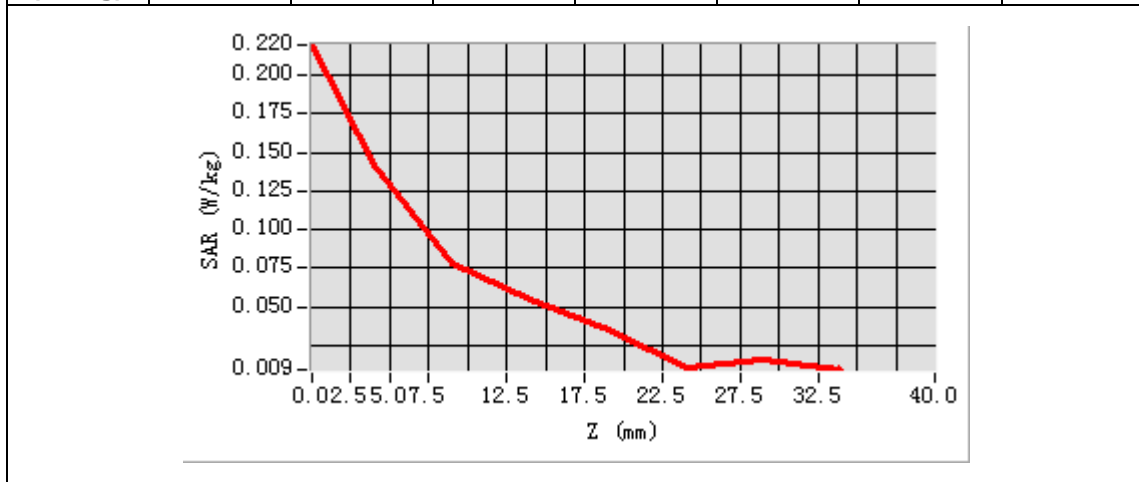


**Maximum location: X=-55.00, Y=-58.00**

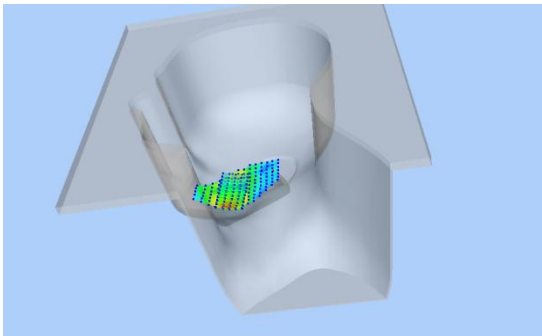
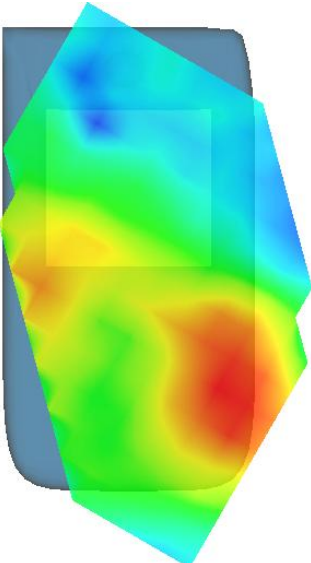
**SAR Peak: 0.22 W/kg**

<b>SAR 10g (W/Kg)</b>	0.078021
<b>SAR 1g (W/Kg)</b>	0.139687

Z (mm)	0.00	4.00	9.00	14.00	19.00	24.00	29.00
<b>SAR (W/Kg)</b>	<b>0.2196</b>	<b>0.1411</b>	<b>0.0782</b>	<b>0.0551</b>	<b>0.0356</b>	<b>0.0106</b>	<b>0.0153</b>



**NOTE:** This document is issued by MORLAB, the test report shall not be reproduced except in full without prior written permission of the company. The test results apply only to the particular sample(s) tested and to the specific tests carried out which is available on request for validation and information confirmed at our website.

3D screen shot	Hot spot position
	

**NOTE:** This document is issued by MORLAB, the test report shall not be reproduced except in full without prior written permission of the company. The test results apply only to the particular sample(s) tested and to the specific tests carried out which is available on request for validation and information confirmed at our website.



**MEASUREMENT 4**

Type: Phone measurement (Complete)

Area scan resolution: dx=8mm,dy=8mm

Zoom scan resolution: dx=8mm, dy=8mm, dz=5mm

Date of measurement: 2017.11.15

Measurement duration: 9 minutes 35 seconds

**A. Experimental conditions.**

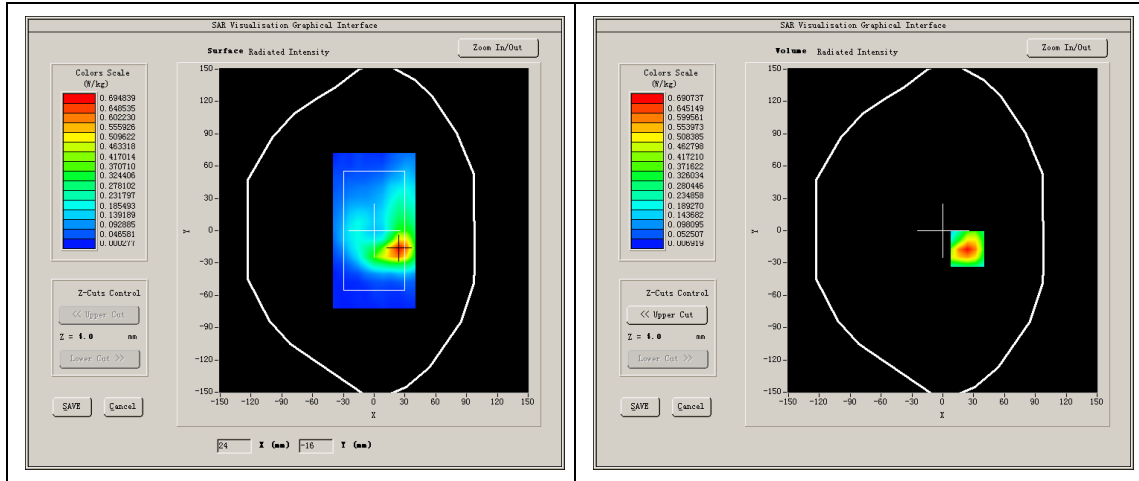
<b><u>Phantom File</u></b>	<u>surf_sam_plan.txt</u>
<b><u>Phantom</u></b>	<u>Validation plane</u>
<b><u>Device Position</u></b>	<u>Body</u>
<b><u>Band</u></b>	<u>GSM1900</u>
<b><u>Channels</u></b>	<u>High</u>
<b><u>Signal</u></b>	<u>GPRS</u>

**B. SAR Measurement Results**

<b>Frequency (MHz)</b>	1909.800000
<b>Relative permittivity (real part)</b>	53.251644
<b>Conductivity (S/m)</b>	1.533128
<b>Power drift (%)</b>	1.521111
<b>Ambient Temperature:</b>	22.2°C
<b>Liquid Temperature:</b>	22.6°C
<b>ConvF:</b>	5.71
<b>Duty cycle:</b>	1:2.08

<b>SURFACE SAR</b>	<b>VOLUME SAR</b>

**NOTE:** This document is issued by MORLAB, the test report shall not be reproduced except in full without prior written permission of the company. The test results apply only to the particular sample(s) tested and to the specific tests carried out which is available on request for validation and information confirmed at our website.

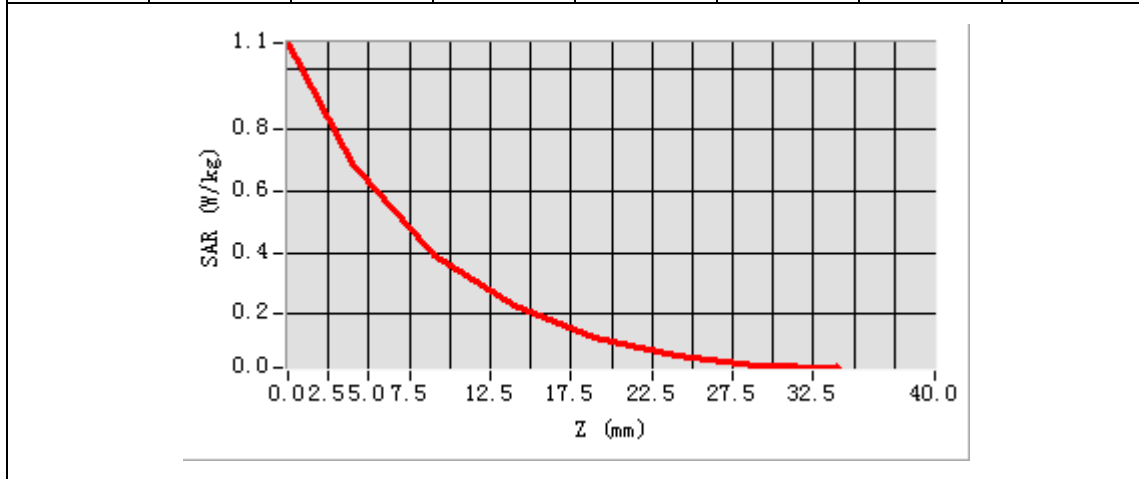


**Maximum location: X=24.00, Y=-17.00**

**SAR Peak: 1.08 W/kg**

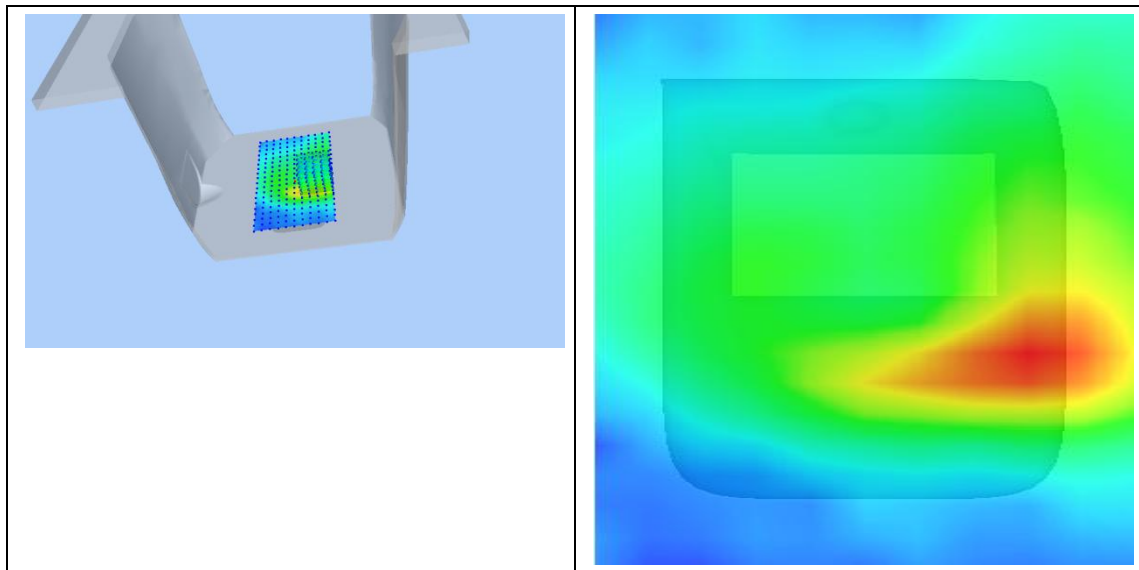
<b>SAR 10g (W/Kg)</b>	0.337181
<b>SAR 1g (W/Kg)</b>	0.650189

<b>Z (mm)</b>	<b>0.00</b>	<b>4.00</b>	<b>9.00</b>	<b>14.00</b>	<b>19.00</b>	<b>24.00</b>	<b>29.00</b>
<b>SAR (W/Kg)</b>	<b>1.0824</b>	<b>0.6907</b>	<b>0.3880</b>	<b>0.2268</b>	<b>0.1252</b>	<b>0.0660</b>	<b>0.0296</b>



<b>3D screen shot</b>	<b>Hot spot position</b>

**NOTE:** This document is issued by MORLAB, the test report shall not be reproduced except in full without prior written permission of the company. The test results apply only to the particular sample(s) tested and to the specific tests carried out which is available on request for validation and information confirmed at our website.


**MEASUREMENT 5**

Type: Phone measurement (Complete)

Area scan resolution: dx=8mm,dy=8mm

Zoom scan resolution: dx=8mm, dy=8mm, dz=5mm

Date of measurement: 2017.11.16

Measurement duration: 9 minutes 4 seconds

**A. Experimental conditions.**

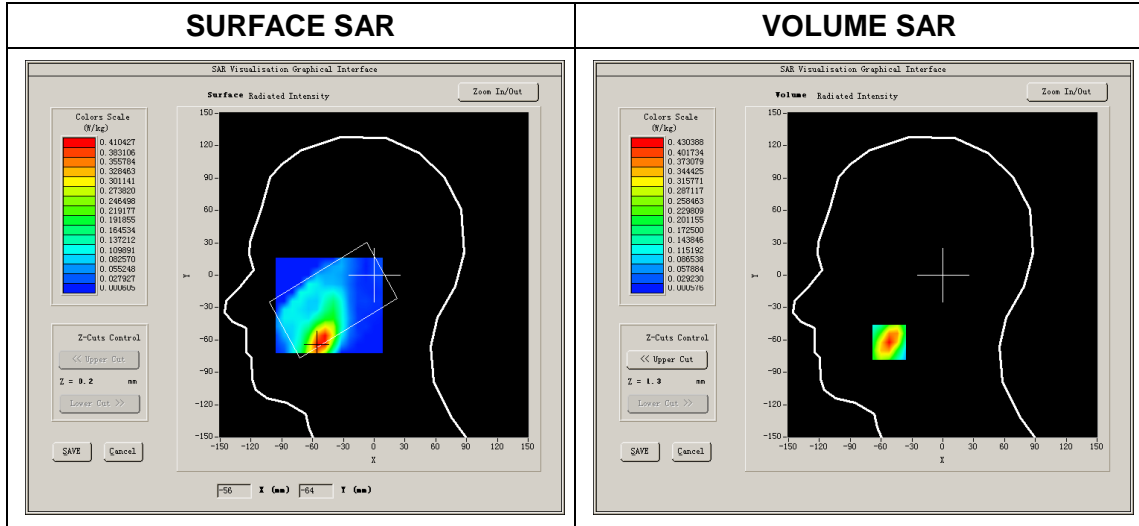
<b><u>Phantom File</u></b>	<u>surf_sam_plan.txt</u>
<b><u>Phantom</u></b>	<u>Left head</u>
<b><u>Device Position</u></b>	<u>Tilt</u>
<b><u>Band</u></b>	<u>Band2 WCDMA1900</u>
<b><u>Channels</u></b>	<u>Middle</u>
<b><u>Signal</u></b>	<u>WCDMA</u>

**B. SAR Measurement Results**
**Middle Band SAR (Channel 9400):**

<b>Frequency (MHz)</b>	1880.000024
<b>Relative permittivity (real part)</b>	39.953235
<b>Conductivity (S/m)</b>	1.423772
<b>Power drift (%)</b>	1.400860
<b>Ambient Temperature:</b>	22.2°C
<b>Liquid Temperature:</b>	22.6°C

**NOTE:** This document is issued by MORLAB, the test report shall not be reproduced except in full without prior written permission of the company. The test results apply only to the particular sample(s) tested and to the specific tests carried out which is available on request for validation and information confirmed at our website.

<b>ConvF:</b>	5.61
<b>Duty cycle:</b>	1:1

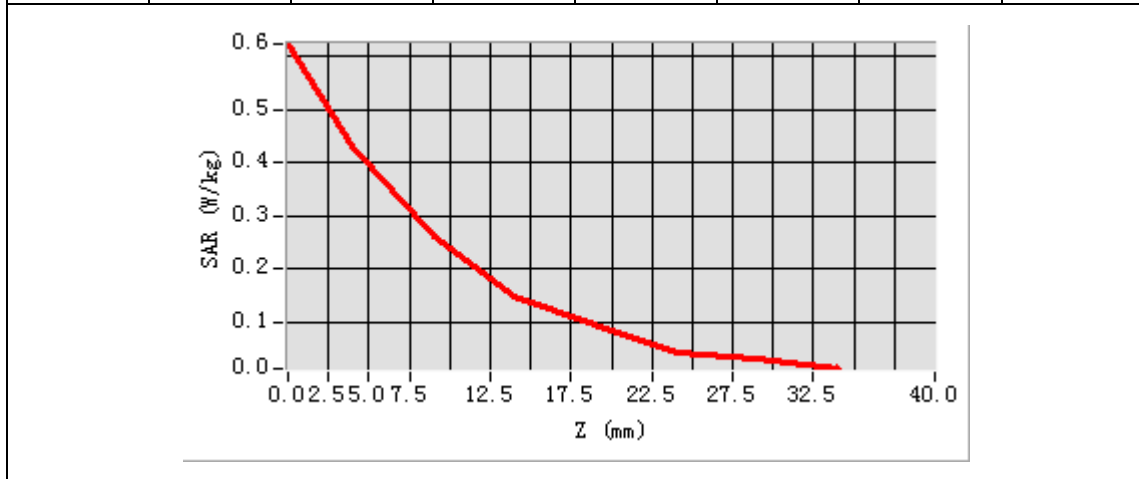


**Maximum location: X=-52.00, Y=-62.00**

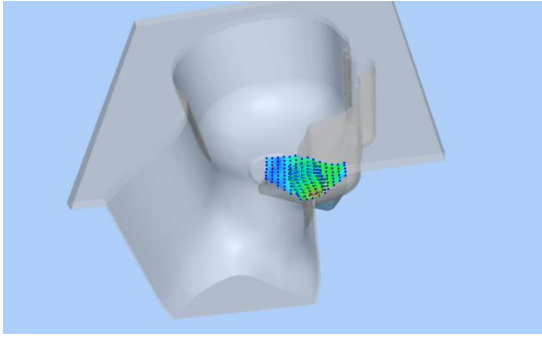
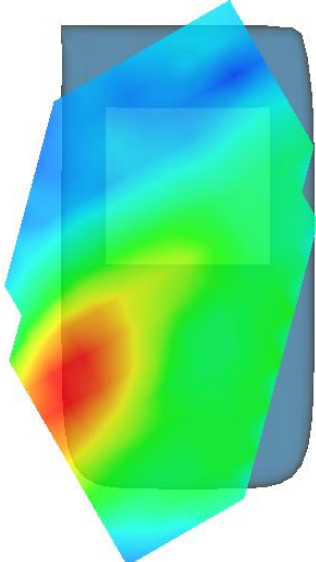
**SAR Peak: 0.64 W/kg**

<b>SAR 10g (W/Kg)</b>	0.209380
<b>SAR 1g (W/Kg)</b>	0.397489

Z (mm)	0.00	4.00	9.00	14.00	19.00	24.00	29.00
<b>SAR (W/Kg)</b>	<b>0.6245</b>	<b>0.4304</b>	<b>0.2628</b>	<b>0.1492</b>	<b>0.0948</b>	<b>0.0431</b>	<b>0.0298</b>



**NOTE:** This document is issued by MORLAB, the test report shall not be reproduced except in full without prior written permission of the company. The test results apply only to the particular sample(s) tested and to the specific tests carried out which is available on request for validation and information confirmed at our website.

3D screen shot	Hot spot position
	

**NOTE:** This document is issued by MORLAB, the test report shall not be reproduced except in full without prior written permission of the company. The test results apply only to the particular sample(s) tested and to the specific tests carried out which is available on request for validation and information confirmed at our website.

**MEASUREMENT 6**

Type: Phone measurement (Complete)

Area scan resolution: dx=8mm,dy=8mm

Zoom scan resolution: dx=8mm, dy=8mm, dz=5mm

Date of measurement: 2017.11.16

Measurement duration: 9 minutes 28 seconds

**A. Experimental conditions.**

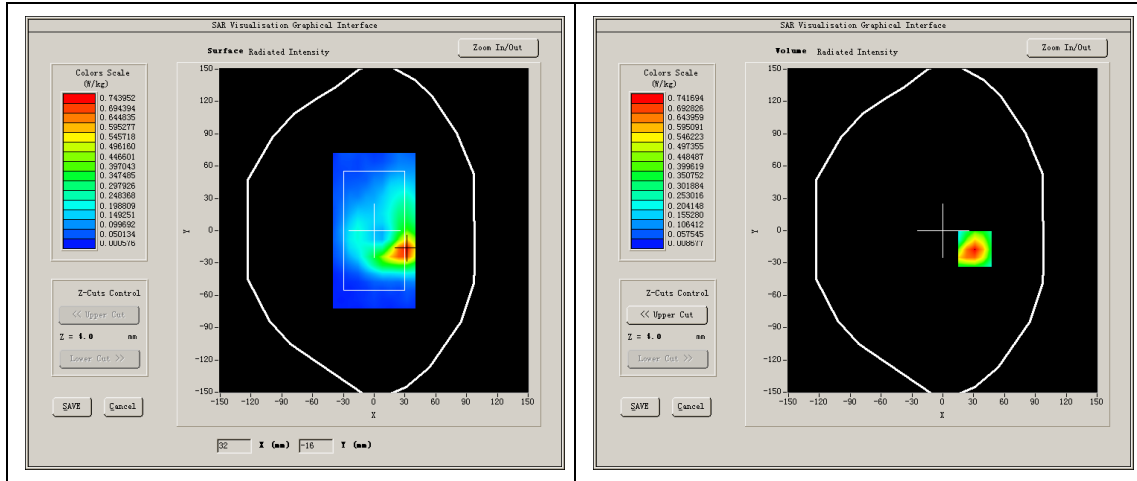
<b><u>Phantom File</u></b>	<u>surf_sam_plan.txt</u>
<b><u>Phantom</u></b>	<u>Validation plane</u>
<b><u>Device Position</u></b>	<u>Body</u>
<b><u>Band</u></b>	<u>Band2 WCDMA1900</u>
<b><u>Channels</u></b>	<u>Middle</u>
<b><u>Signal</u></b>	<u>WCDMA</u>

**B. SAR Measurement Results**Middle Band SAR (Channel 9400):

<b>Frequency (MHz)</b>	1880.000000
<b>Relative permittivity (real part)</b>	53.271644
<b>Conductivity (S/m)</b>	1.533128
<b>Power drift (%)</b>	1.520711
<b>Ambient Temperature:</b>	22.2°C
<b>Liquid Temperature:</b>	22.6°C
<b>ConvF:</b>	5.71
<b>Duty cycle:</b>	1:1

<b>SURFACE SAR</b>	<b>VOLUME SAR</b>
--------------------	-------------------

**NOTE:** This document is issued by MORLAB, the test report shall not be reproduced except in full without prior written permission of the company. The test results apply only to the particular sample(s) tested and to the specific tests carried out which is available on request for validation and information confirmed at our website.

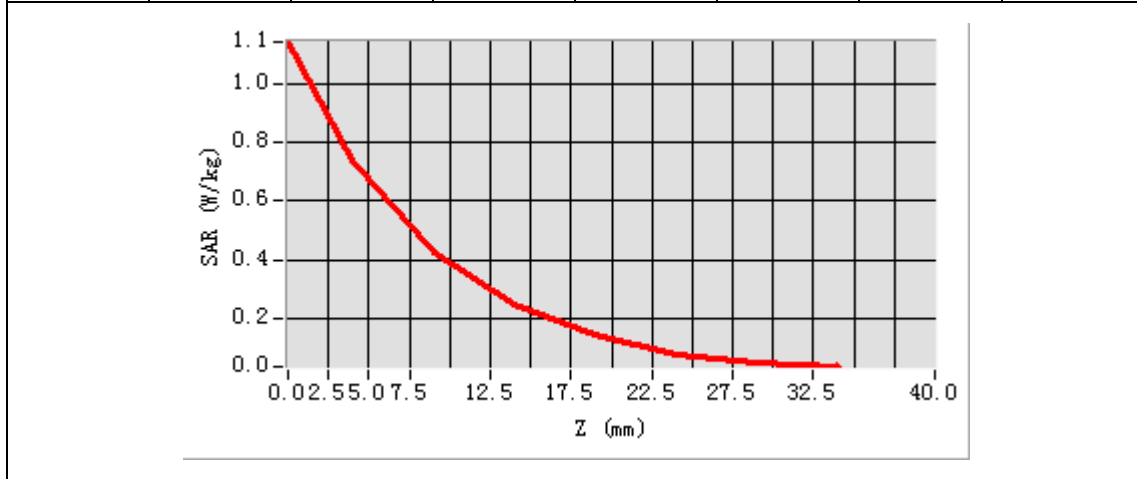


Maximum location: X=31.00, Y=-17.00

SAR Peak: 1.15 W/kg

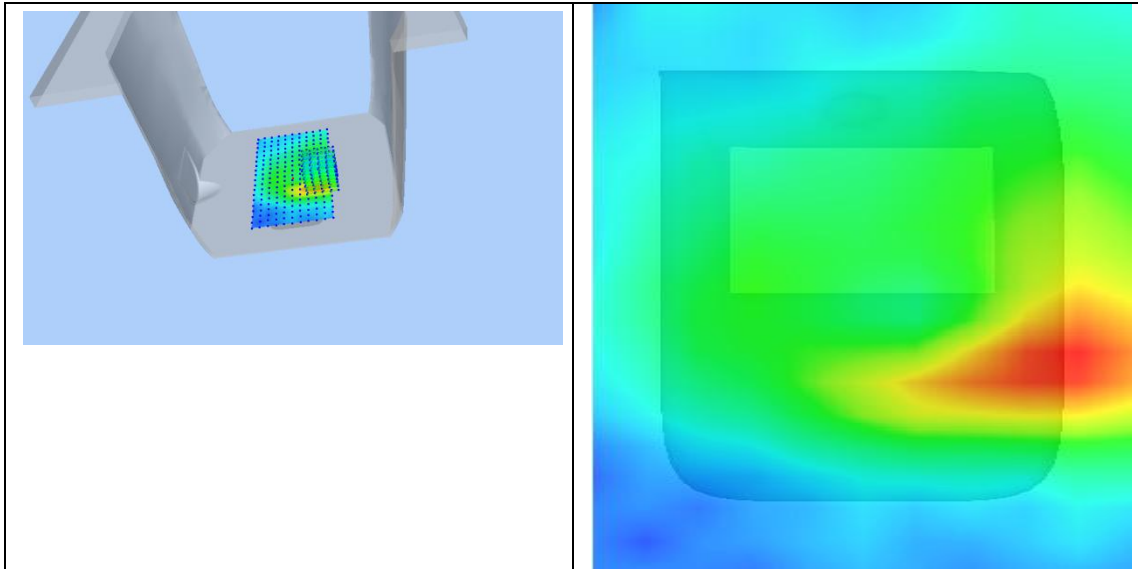
SAR 10g (W/Kg)	0.372258
SAR 1g (W/Kg)	0.609635

Z (mm)	0.00	4.00	9.00	14.00	19.00	24.00	29.00
SAR (W/Kg)	1.1469	0.7417	0.4220	0.2436	0.1438	0.0738	0.0452



3D screen shot	Hot spot position
----------------	-------------------

**NOTE:** This document is issued by MORLAB, the test report shall not be reproduced except in full without prior written permission of the company. The test results apply only to the particular sample(s) tested and to the specific tests carried out which is available on request for validation and information confirmed at our website.



**NOTE:** This document is issued by MORLAB, the test report shall not be reproduced except in full without prior written permission of the company. The test results apply only to the particular sample(s) tested and to the specific tests carried out which is available on request for validation and information confirmed at our website.



**MEASUREMENT 7**

Type: Phone measurement (Complete)

Area scan resolution: dx=8mm,dy=8mm

Zoom scan resolution: dx=8mm, dy=8mm, dz=5mm

Date of measurement: 2017.11.16

Measurement duration: 14 minutes 11 seconds

**A. Experimental conditions.**

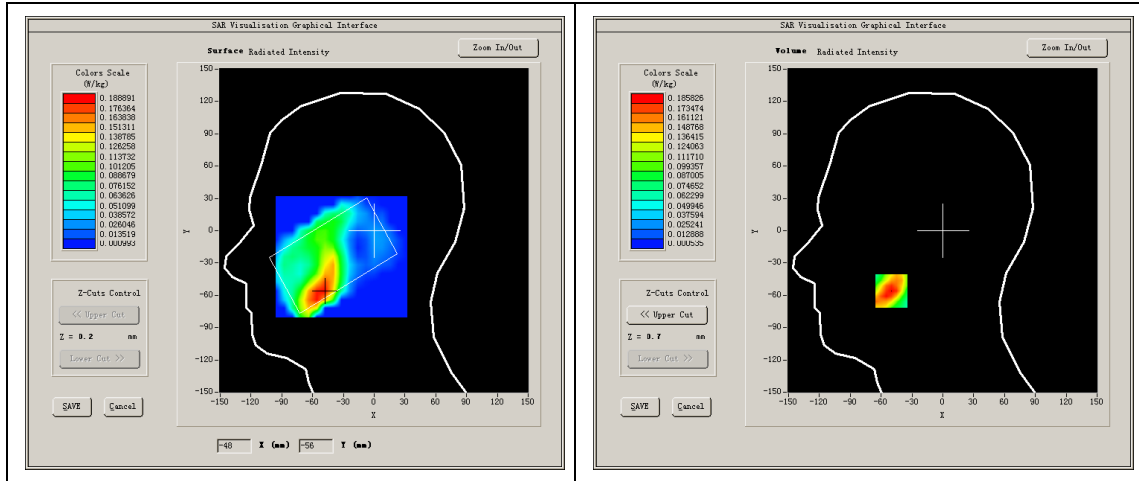
<b><u>Phantom File</u></b>	<u>surf_sam_plan.txt</u>
<b><u>Phantom</u></b>	<u>Left head</u>
<b><u>Device Position</u></b>	<u>Cheek</u>
<b><u>Band</u></b>	<u>Band4 WCDMA1700</u>
<b><u>Channels</u></b>	<u>Middle</u>
<b><u>Signal</u></b>	<u>WCDMA</u>

**B. SAR Measurement Results**Middle Band SAR (Channel 1413):

<b>Frequency (MHz)</b>	1732.600000
<b>Relative permittivity (real part)</b>	40.152366
<b>Conductivity (S/m)</b>	1.354412
<b>Power drift (%)</b>	1.400860
<b>Ambient Temperature:</b>	22.5°C
<b>Liquid Temperature:</b>	22.7°C
<b>ConvF:</b>	5.21
<b>Duty cycle:</b>	1:1

<b>SURFACE SAR</b>	<b>VOLUME SAR</b>
--------------------	-------------------

**NOTE:** This document is issued by MORLAB, the test report shall not be reproduced except in full without prior written permission of the company. The test results apply only to the particular sample(s) tested and to the specific tests carried out which is available on request for validation and information confirmed at our website.

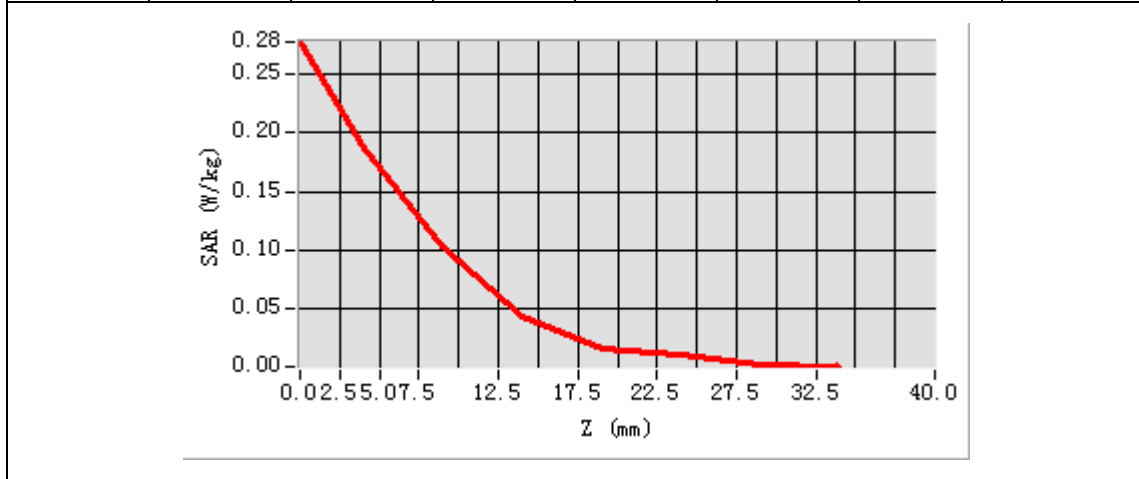


Maximum location: X=-50.00, Y=-56.00

SAR Peak: 0.30 W/kg

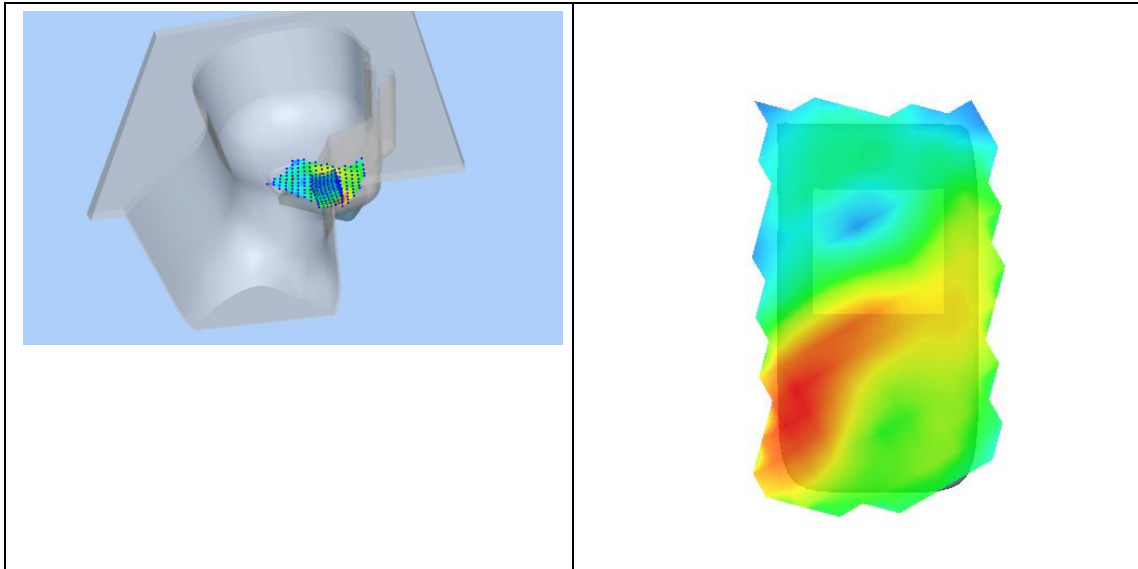
SAR 10g (W/Kg)	0.085480
SAR 1g (W/Kg)	0.171483

Z (mm)	0.00	4.00	9.00	14.00	19.00	24.00	29.00
SAR (W/Kg)	0.2766	0.1858	0.1040	0.0438	0.0166	0.0117	0.0033



3D screen shot	Hot spot position

**NOTE:** This document is issued by MORLAB, the test report shall not be reproduced except in full without prior written permission of the company. The test results apply only to the particular sample(s) tested and to the specific tests carried out which is available on request for validation and information confirmed at our website.



**NOTE:** This document is issued by MORLAB, the test report shall not be reproduced except in full without prior written permission of the company. The test results apply only to the particular sample(s) tested and to the specific tests carried out which is available on request for validation and information confirmed at our website.

**MEASUREMENT 8**

Type: Phone measurement (Complete)

Area scan resolution: dx=8mm,dy=8mm

Zoom scan resolution: dx=8mm, dy=8mm, dz=5mm

Date of measurement: 2017.11.16

Measurement duration: 13 minutes 10 seconds

**A. Experimental conditions.**

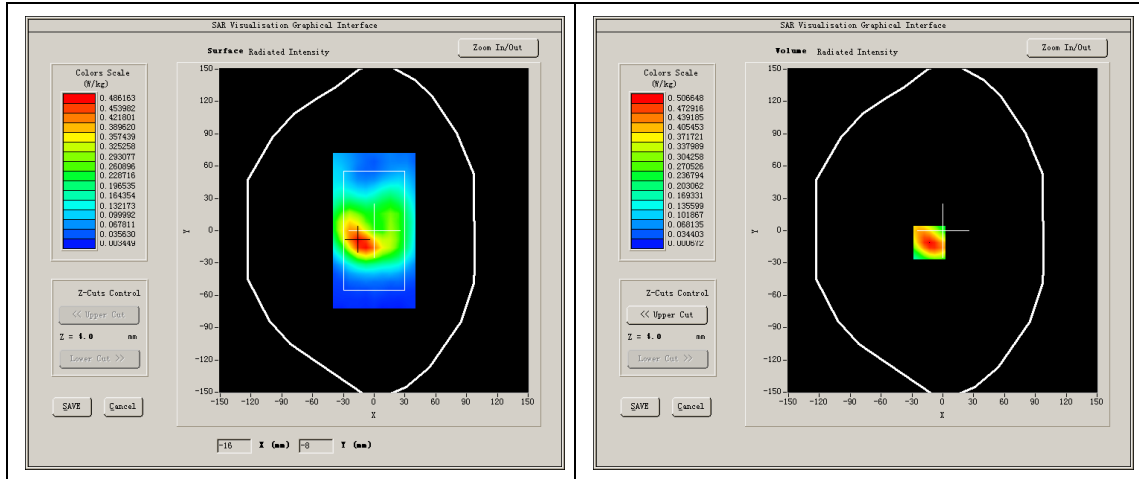
<b><u>Phantom File</u></b>	<u>surf_sam_plan.txt</u>
<b><u>Phantom</u></b>	<u>Validation plane</u>
<b><u>Device Position</u></b>	<u>Body</u>
<b><u>Band</u></b>	<u>Band4 WCDMA1700</u>
<b><u>Channels</u></b>	<u>Middle</u>
<b><u>Signal</u></b>	<u>WCDMA</u>

**B. SAR Measurement Results**Middle Band SAR (Channel 1413):

<b>Frequency (MHz)</b>	1732.600000
<b>Relative permittivity (real part)</b>	53.310026
<b>Conductivity (S/m)</b>	1.501022
<b>Power drift (%)</b>	1.520711
<b>Ambient Temperature:</b>	22.5°C
<b>Liquid Temperature:</b>	22.7°C
<b>ConvF:</b>	5.38
<b>Duty cycle:</b>	1:1

<b>SURFACE SAR</b>	<b>VOLUME SAR</b>
--------------------	-------------------

**NOTE:** This document is issued by MORLAB, the test report shall not be reproduced except in full without prior written permission of the company. The test results apply only to the particular sample(s) tested and to the specific tests carried out which is available on request for validation and information confirmed at our website.

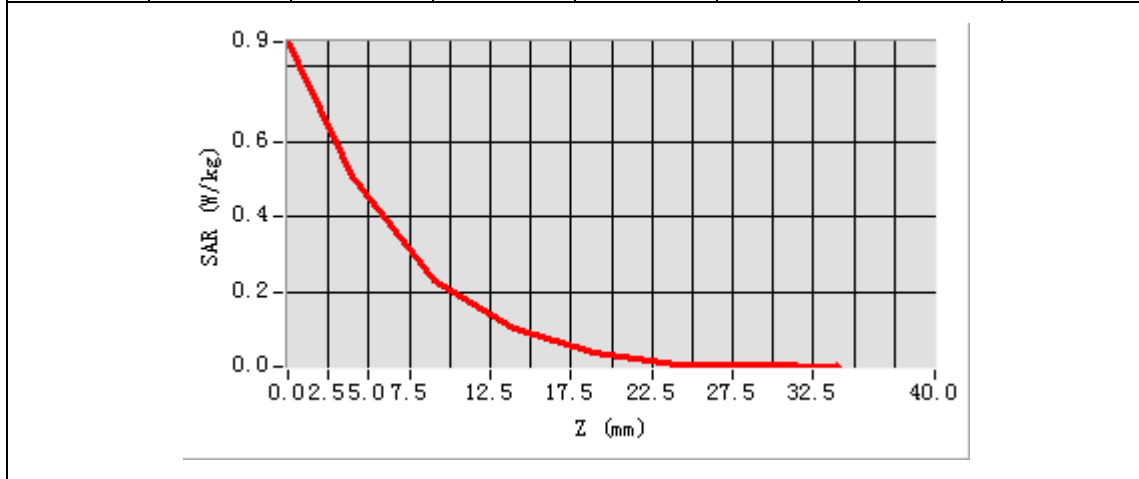


Maximum location: X=-13.00, Y=-11.00

SAR Peak: 0.87 W/kg

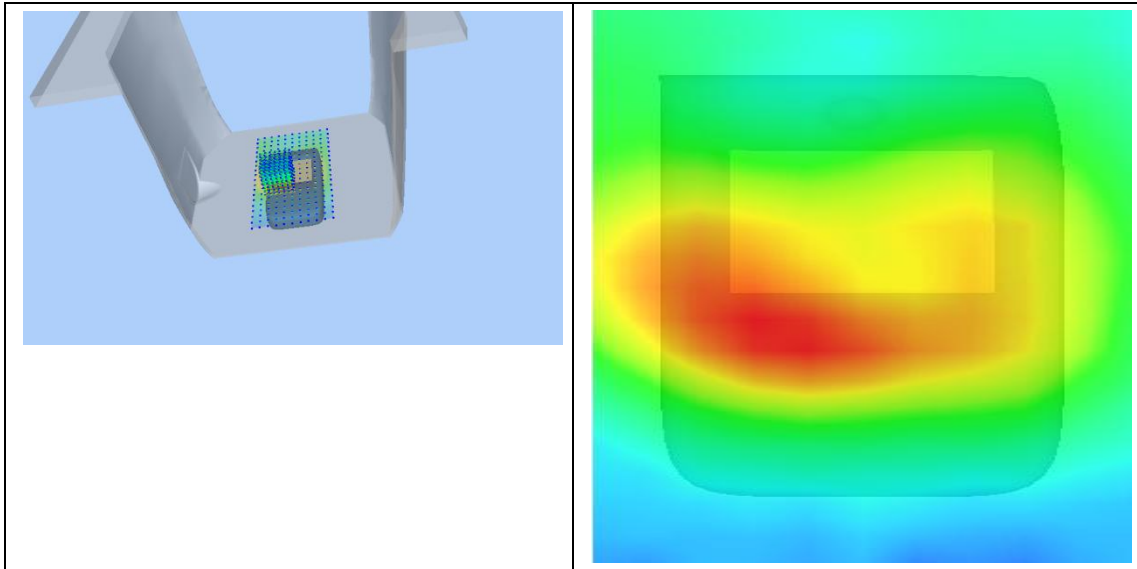
SAR 10g (W/Kg)	0.231808
SAR 1g (W/Kg)	0.478757

Z (mm)	0.00	4.00	9.00	14.00	19.00	24.00	29.00
SAR (W/Kg)	0.8656	0.5066	0.2314	0.1027	0.0369	0.0095	0.0088



3D screen shot	Hot spot position

**NOTE:** This document is issued by MORLAB, the test report shall not be reproduced except in full without prior written permission of the company. The test results apply only to the particular sample(s) tested and to the specific tests carried out which is available on request for validation and information confirmed at our website.



**NOTE:** This document is issued by MORLAB, the test report shall not be reproduced except in full without prior written permission of the company. The test results apply only to the particular sample(s) tested and to the specific tests carried out which is available on request for validation and information confirmed at our website.

**MEASUREMENT 9**

Type: Phone measurement (Complete)

Area scan resolution: dx=8mm,dy=8mm

Zoom scan resolution: dx=8mm, dy=8mm, dz=5mm

Date of measurement: 2017.11.15

Measurement duration: 8 minutes 45 seconds

**A. Experimental conditions.**

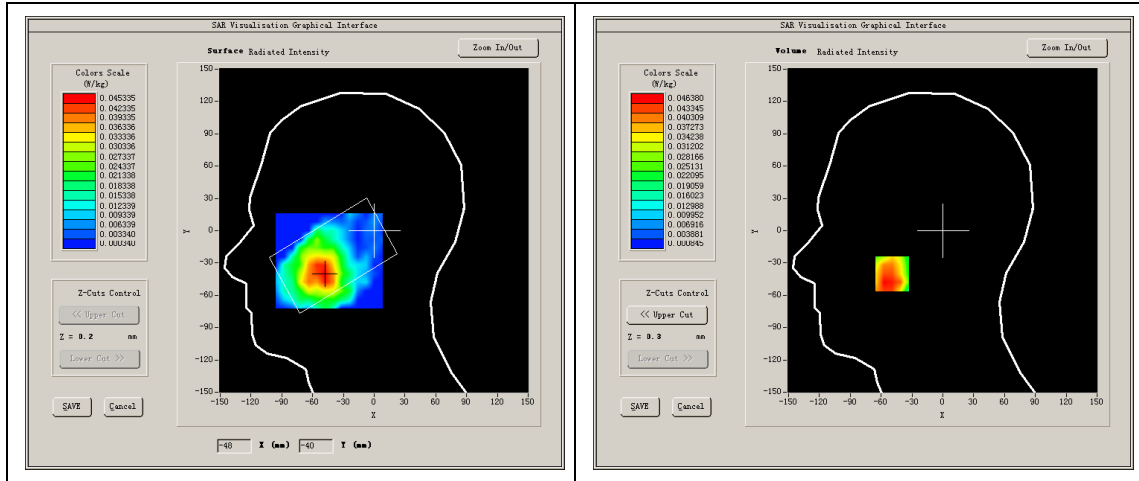
<b><u>Phantom File</u></b>	<u>surf_sam_plan.txt</u>
<b><u>Phantom</u></b>	<u>Right head</u>
<b><u>Device Position</u></b>	<u>Cheek</u>
<b><u>Band</u></b>	<u>Band5_WCDMA850</u>
<b><u>Channels</u></b>	<u>Middle</u>
<b><u>Signal</u></b>	<u>WCDMA</u>

**B. SAR Measurement Results**Middle Band SAR (Channel 4182):

<b>Frequency (MHz)</b>	836.400024
<b>Relative permittivity (real part)</b>	41.134450
<b>Conductivity (S/m)</b>	0.899127
<b>Power drift (%)</b>	1.253453
<b>Ambient Temperature:</b>	22.8°C
<b>Liquid Temperature:</b>	22.7°C
<b>ConvF:</b>	6.13
<b>Duty cycle:</b>	1:1

<b>SURFACE SAR</b>	<b>VOLUME SAR</b>
--------------------	-------------------

**NOTE:** This document is issued by MORLAB, the test report shall not be reproduced except in full without prior written permission of the company. The test results apply only to the particular sample(s) tested and to the specific tests carried out which is available on request for validation and information confirmed at our website.

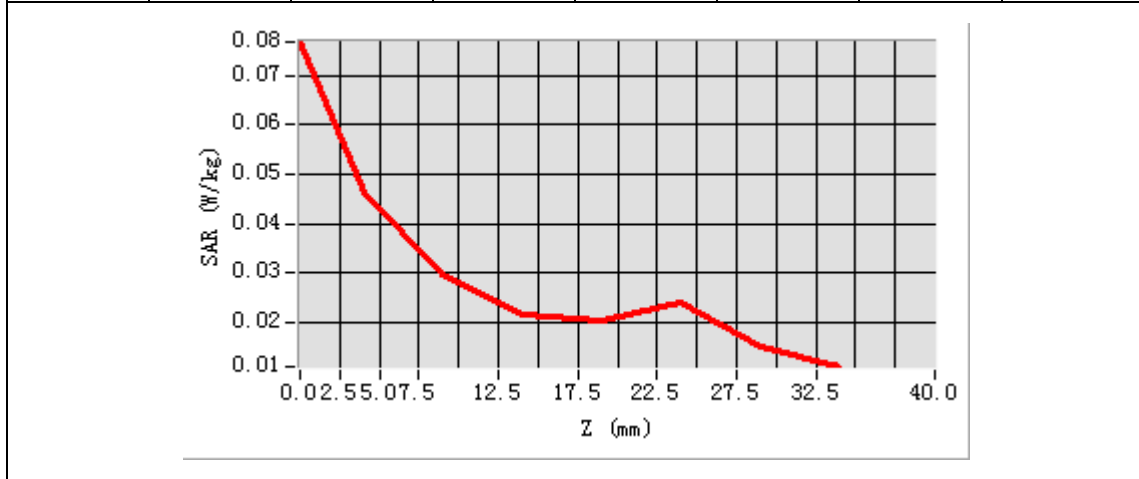


Maximum location: X=-49.00, Y=-40.00

SAR Peak: 0.08 W/kg

SAR 10g (W/Kg)	0.032712
SAR 1g (W/Kg)	0.045183

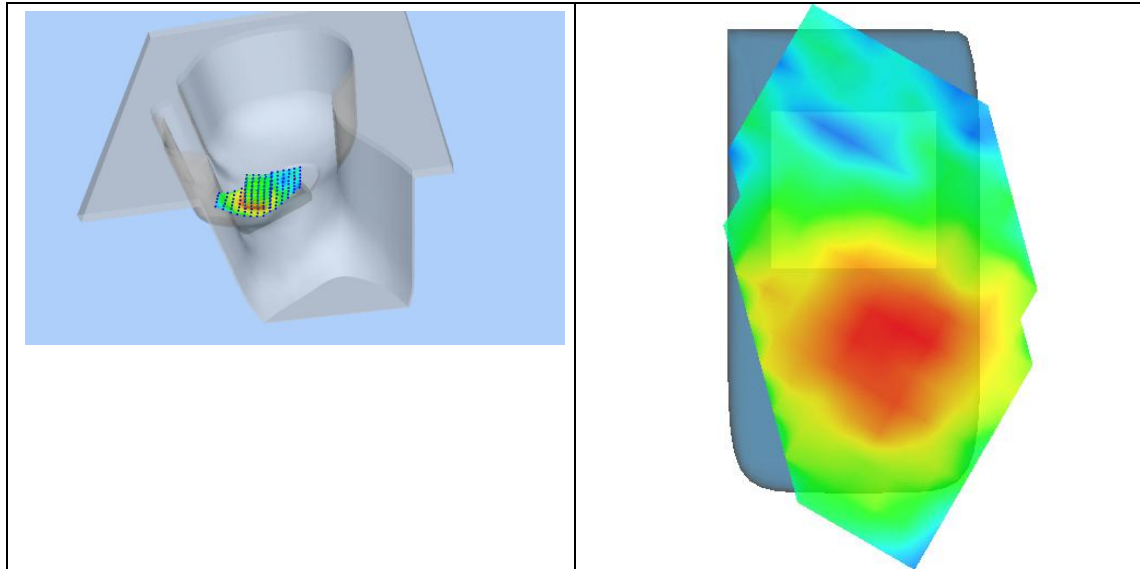
Z (mm)	0.00	4.00	9.00	14.00	19.00	24.00	29.00
SAR (W/Kg)	0.0768	0.0464	0.0297	0.0215	0.0203	0.0242	0.0152



3D screen shot	Hot spot position
----------------	-------------------

**NOTE:** This document is issued by MORLAB, the test report shall not be reproduced except in full without prior written permission of the company. The test results apply only to the particular sample(s) tested and to the specific tests carried out which is available on request for validation and information confirmed at our website.





**NOTE:** This document is issued by MORLAB, the test report shall not be reproduced except in full without prior written permission of the company. The test results apply only to the particular sample(s) tested and to the specific tests carried out which is available on request for validation and information confirmed at our website.



<b>MEASUREMENT 10</b>
-----------------------

Type: Phone measurement (Complete)

Area scan resolution: dx=8mm,dy=8mm

Zoom scan resolution: dx=8mm, dy=8mm, dz=5mm

Date of measurement: 2017.11.16

Measurement duration: 9 minutes 34 seconds

**A. Experimental conditions.**

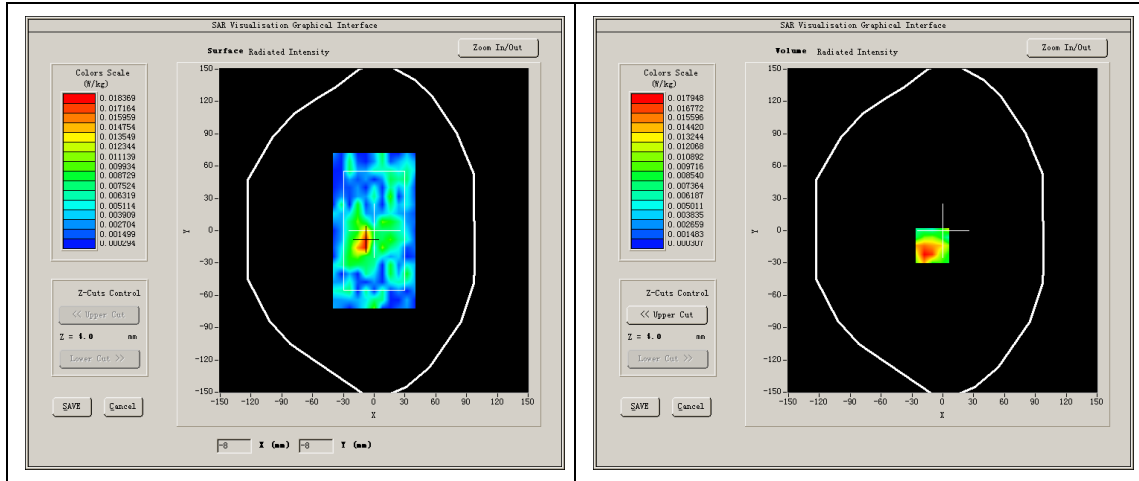
<b><u>Phantom File</u></b>	<u>surf_sam_plan.txt</u>
<b><u>Phantom</u></b>	<u>Validation plane</u>
<b><u>Device Position</u></b>	<u>Body</u>
<b><u>Band</u></b>	<u>Band5_WCDMA850</u>
<b><u>Channels</u></b>	<u>Middle</u>
<b><u>Signal</u></b>	<u>WCDMA</u>

**B. SAR Measurement Results**Middle Band SAR (Channel 4182):

<b>Frequency (MHz)</b>	836.400024
<b>Relative permittivity (real part)</b>	55.273367
<b>Conductivity (S/m)</b>	0.971142
<b>Power drift (%)</b>	0.971708
<b>Ambient Temperature:</b>	22.8°C
<b>Liquid Temperature:</b>	22.7°C
<b>ConvF:</b>	6.37
<b>Duty cycle:</b>	1:1

<b>SURFACE SAR</b>	<b>VOLUME SAR</b>
--------------------	-------------------

**NOTE:** This document is issued by MORLAB, the test report shall not be reproduced except in full without prior written permission of the company. The test results apply only to the particular sample(s) tested and to the specific tests carried out which is available on request for validation and information confirmed at our website.

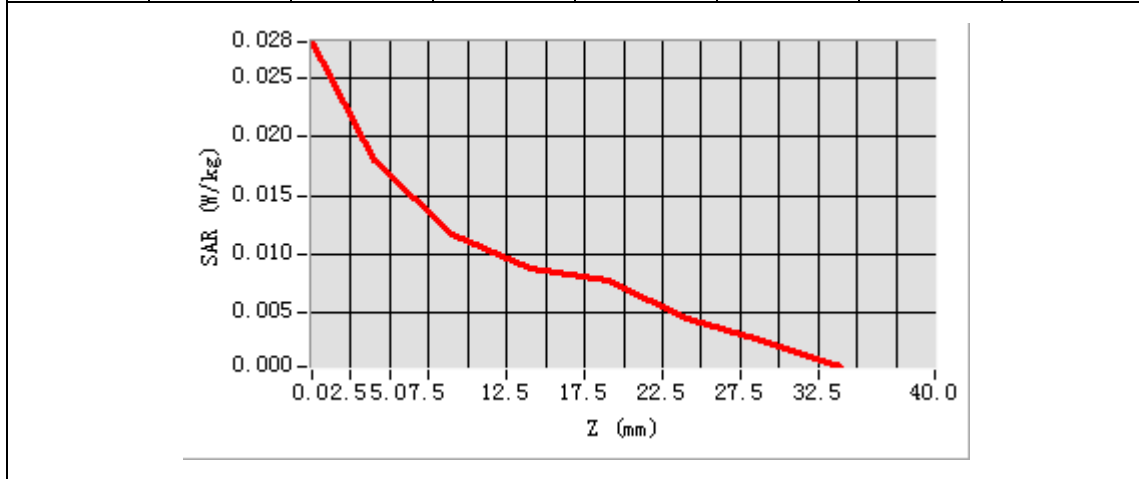


Maximum location: X=-10.00, Y=-14.00

SAR Peak: 0.04 W/kg

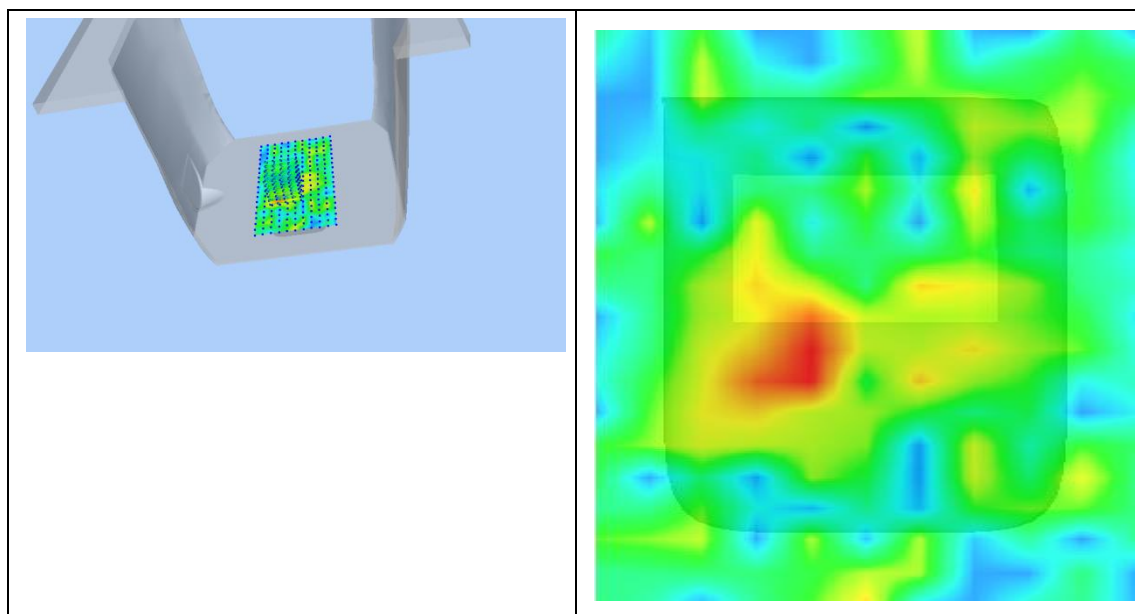
SAR 10g (W/Kg)	0.009990
SAR 1g (W/Kg)	0.019612

Z (mm)	0.00	4.00	9.00	14.00	19.00	24.00	29.00
SAR (W/Kg)	0.0281	0.0179	0.0117	0.0088	0.0077	0.0045	0.0026



3D screen shot	Hot spot position

**NOTE:** This document is issued by MORLAB, the test report shall not be reproduced except in full without prior written permission of the company. The test results apply only to the particular sample(s) tested and to the specific tests carried out which is available on request for validation and information confirmed at our website.



<b>MEASUREMENT 11</b>
-----------------------

Type: Phone measurement (Complete)

Area scan resolution: dx=8mm,dy=8mm

Zoom scan resolution: dx=8mm, dy=8mm, dz=5mm

Date of measurement: 2017.11.17

Measurement duration: 9 minutes 28 seconds

**A. Experimental conditions.**

<b><u>Phantom File</u></b>	surf_sam_plan.txt
<b><u>Phantom</u></b>	Right head
<b><u>Device Position</u></b>	Cheek
<b><u>Band</u></b>	LTE band 2
<b><u>Channels</u></b>	Middle
<b><u>Signal</u></b>	LTE

**B. SAR Measurement Results**

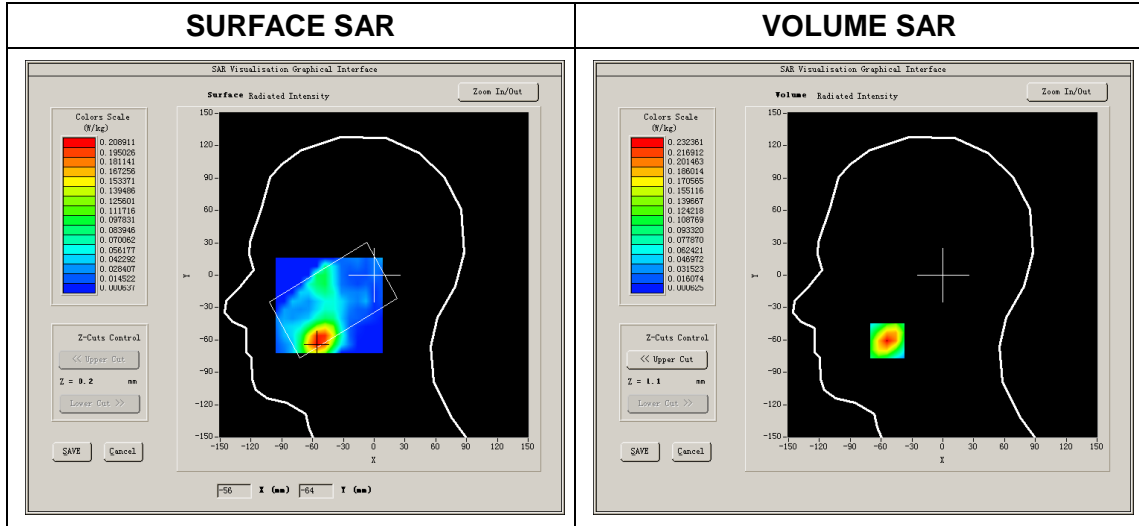
Middle Band SAR (Channel 18900):

<b>Frequency (MHz)</b>	1880.000000
<b>Relative permittivity (real part)</b>	39.953235
<b>Conductivity (S/m)</b>	1.423772
<b>Power drift (%)</b>	-1.430000
<b>Ambient Temperature:</b>	22.2°C

**NOTE:** This document is issued by MORLAB, the test report shall not be reproduced except in full without prior written permission of the company. The test results apply only to the particular sample(s) tested and to the specific tests carried out which is available on request for validation and information confirmed at our website.



<b>Liquid Temperature:</b>	22.6°C
<b>ConvF:</b>	5.61
<b>Duty cycle:</b>	1:1

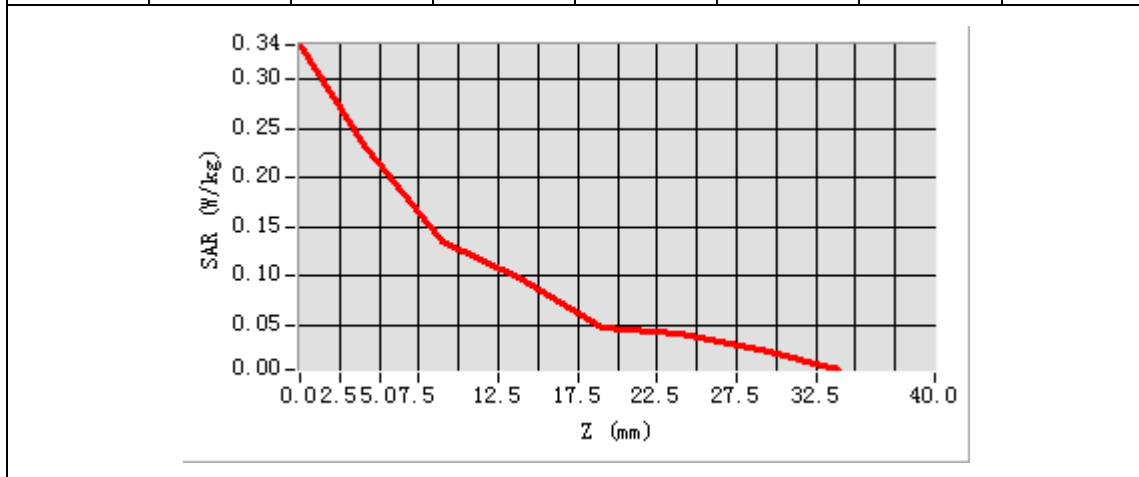


**Maximum location: X=-54.00, Y=-61.00**

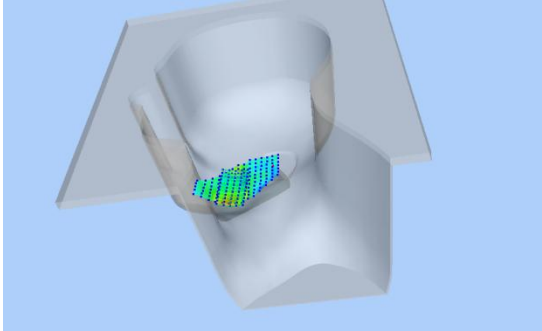
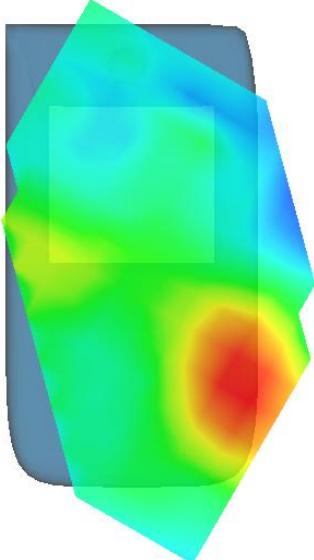
**SAR Peak: 0.35 W/kg**

<b>SAR 10g (W/Kg)</b>	0.116231
<b>SAR 1g (W/Kg)</b>	0.214694

Z (mm)	0.00	4.00	9.00	14.00	19.00	24.00	29.00
<b>SAR (W/Kg)</b>	<b>0.3358</b>	<b>0.2324</b>	<b>0.1358</b>	<b>0.0965</b>	<b>0.0470</b>	<b>0.0409</b>	<b>0.0248</b>



**NOTE:** This document is issued by MORLAB, the test report shall not be reproduced except in full without prior written permission of the company. The test results apply only to the particular sample(s) tested and to the specific tests carried out which is available on request for validation and information confirmed at our website.

3D screen shot	Hot spot position
	

**NOTE:** This document is issued by MORLAB, the test report shall not be reproduced except in full without prior written permission of the company. The test results apply only to the particular sample(s) tested and to the specific tests carried out which is available on request for validation and information confirmed at our website.

**MEASUREMENT 12**

Type: Phone measurement (Complete)

Area scan resolution: dx=8mm,dy=8mm

Zoom scan resolution: dx=8mm, dy=8mm, dz=5mm

Date of measurement: 2017.11.17

Measurement duration: 9 minutes 28 seconds

**A. Experimental conditions.**

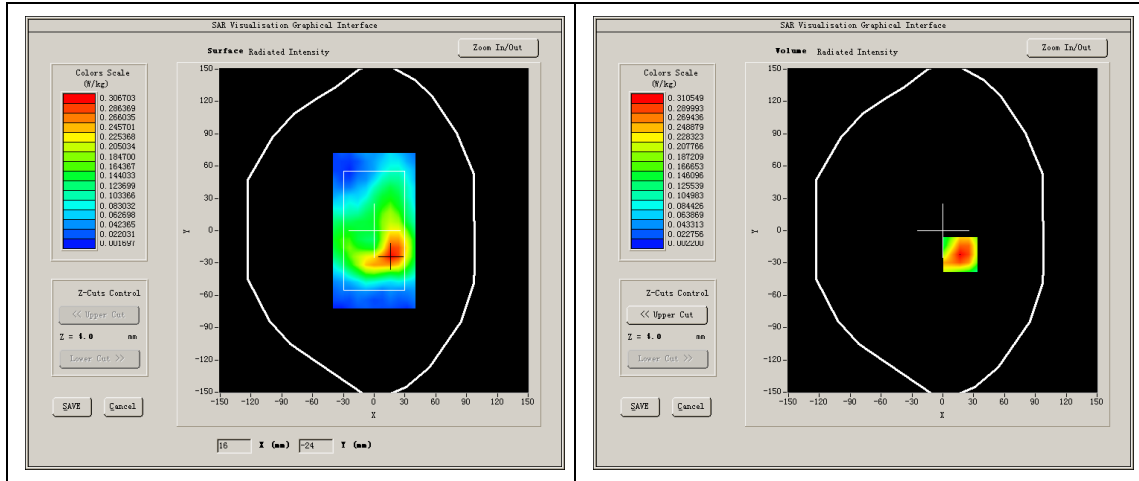
<b><u>Phantom File</u></b>	<u>surf_sam_plan.txt</u>
<b><u>Phantom</u></b>	<u>Validation plane</u>
<b><u>Device Position</u></b>	<u>Body</u>
<b><u>Band</u></b>	<u>LTE band 2</u>
<b><u>Channels</u></b>	<u>Middle</u>
<b><u>Signal</u></b>	<u>LTE</u>

**B. SAR Measurement Results**Middle Band SAR (Channel 18900):

<b>Frequency (MHz)</b>	1880.000000
<b>Relative permittivity (real part)</b>	53.271644
<b>Conductivity (S/m)</b>	1.533128
<b>Power drift (%)</b>	2.336000
<b>Ambient Temperature:</b>	22.2°C
<b>Liquid Temperature:</b>	22.6°C
<b>ConvF:</b>	5.71
<b>Duty cycle:</b>	1:1

<b>SURFACE SAR</b>	<b>VOLUME SAR</b>
--------------------	-------------------

**NOTE:** This document is issued by MORLAB, the test report shall not be reproduced except in full without prior written permission of the company. The test results apply only to the particular sample(s) tested and to the specific tests carried out which is available on request for validation and information confirmed at our website.

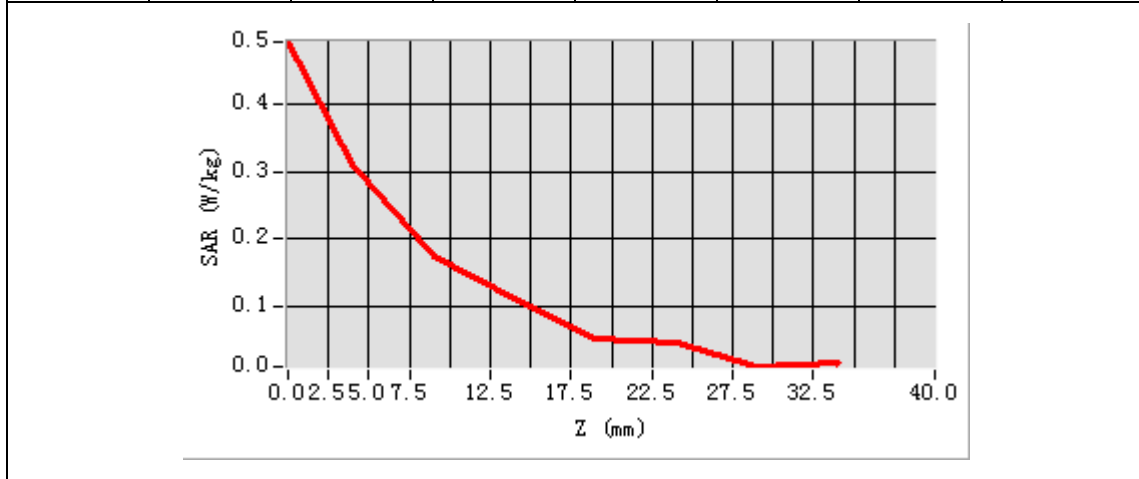


Maximum location: X=17.00, Y=-22.00

SAR Peak: 0.49 W/kg

SAR 10g (W/Kg)	0.163004
SAR 1g (W/Kg)	0.302405

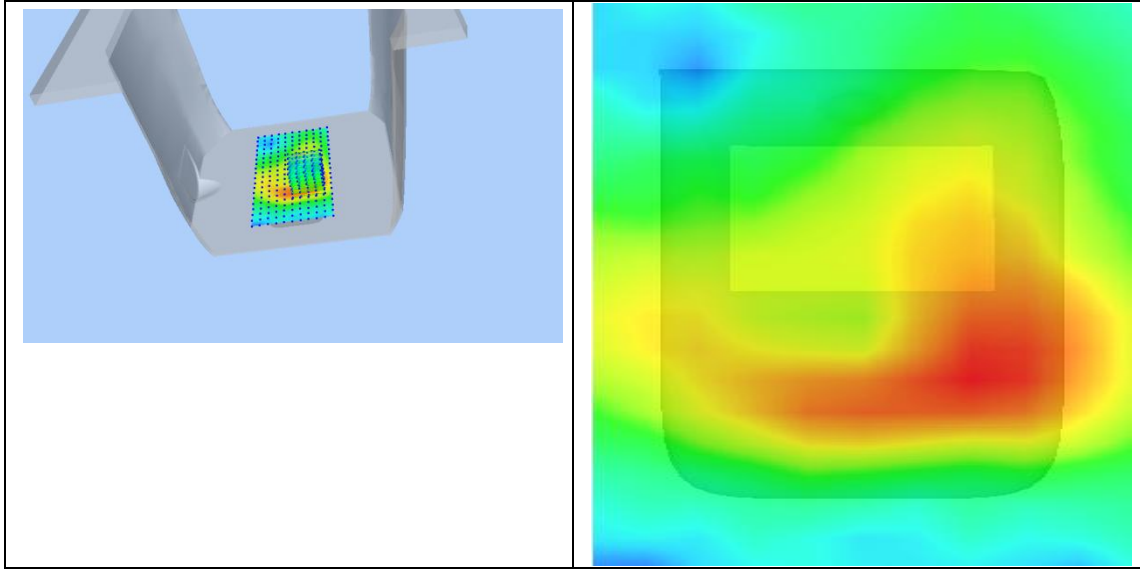
Z (mm)	0.00	4.00	9.00	14.00	19.00	24.00	29.00
SAR (W/Kg)	0.4928	0.3105	0.1731	0.1117	0.0495	0.0444	0.0092



3D screen shot	Hot spot position

**NOTE:** This document is issued by MORLAB, the test report shall not be reproduced except in full without prior written permission of the company. The test results apply only to the particular sample(s) tested and to the specific tests carried out which is available on request for validation and information confirmed at our website.





**NOTE:** This document is issued by MORLAB, the test report shall not be reproduced except in full without prior written permission of the company. The test results apply only to the particular sample(s) tested and to the specific tests carried out which is available on request for validation and information confirmed at our website.

**MEASUREMENT 13**

Type: Phone measurement (Complete)

Area scan resolution: dx=8mm,dy=8mm

Zoom scan resolution: dx=8mm, dy=8mm, dz=5mm

Date of measurement: 2017.11.17

Measurement duration: 10 minutes 9 seconds

**A. Experimental conditions.**

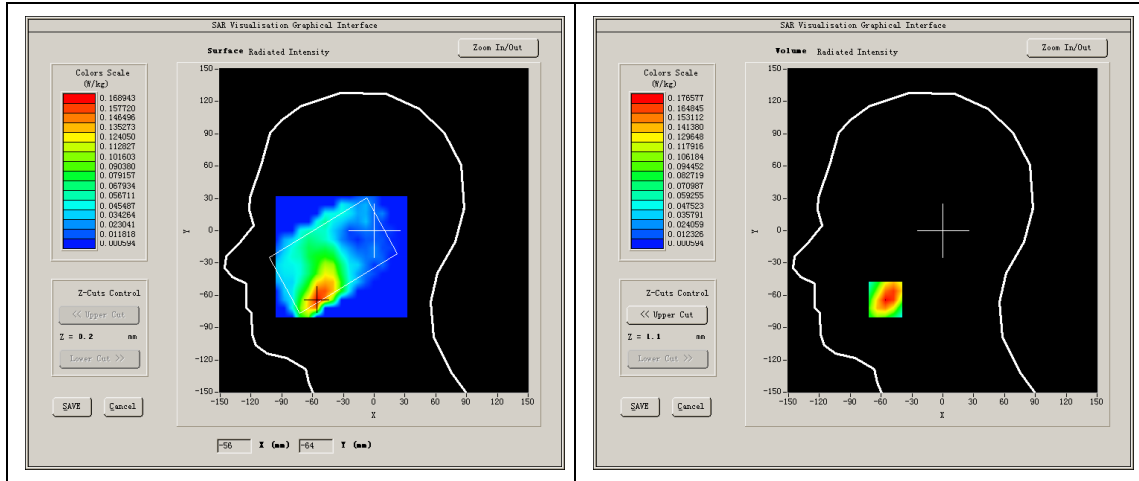
<b><u>Phantom File</u></b>	<u>surf_sam_plan.txt</u>
<b><u>Phantom</u></b>	<u>Right head</u>
<b><u>Device Position</u></b>	<u>Cheek</u>
<b><u>Band</u></b>	<u>LTE band 4</u>
<b><u>Channels</u></b>	<u>High</u>
<b><u>Signal</u></b>	<u>LTE</u>

**B. SAR Measurement Results**High Band SAR (Channel 20300):

<b>Frequency (MHz)</b>	1745.000000
<b>Relative permittivity (real part)</b>	40.142126
<b>Conductivity (S/m)</b>	1.364577
<b>Power drift (%)</b>	-2.959999
<b>Ambient Temperature:</b>	22.5°C
<b>Liquid Temperature:</b>	22.7°C
<b>ConvF:</b>	5.21
<b>Duty cycle:</b>	1:1

<b>SURFACE SAR</b>	<b>VOLUME SAR</b>
--------------------	-------------------

**NOTE:** This document is issued by MORLAB, the test report shall not be reproduced except in full without prior written permission of the company. The test results apply only to the particular sample(s) tested and to the specific tests carried out which is available on request for validation and information confirmed at our website.

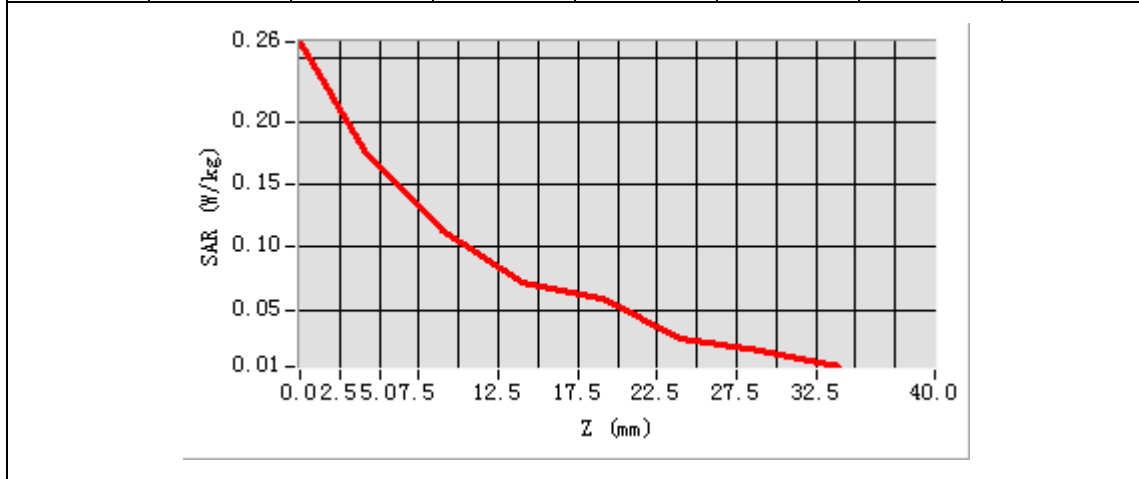


Maximum location: X=-56.00, Y=-64.00

SAR Peak: 0.29 W/kg

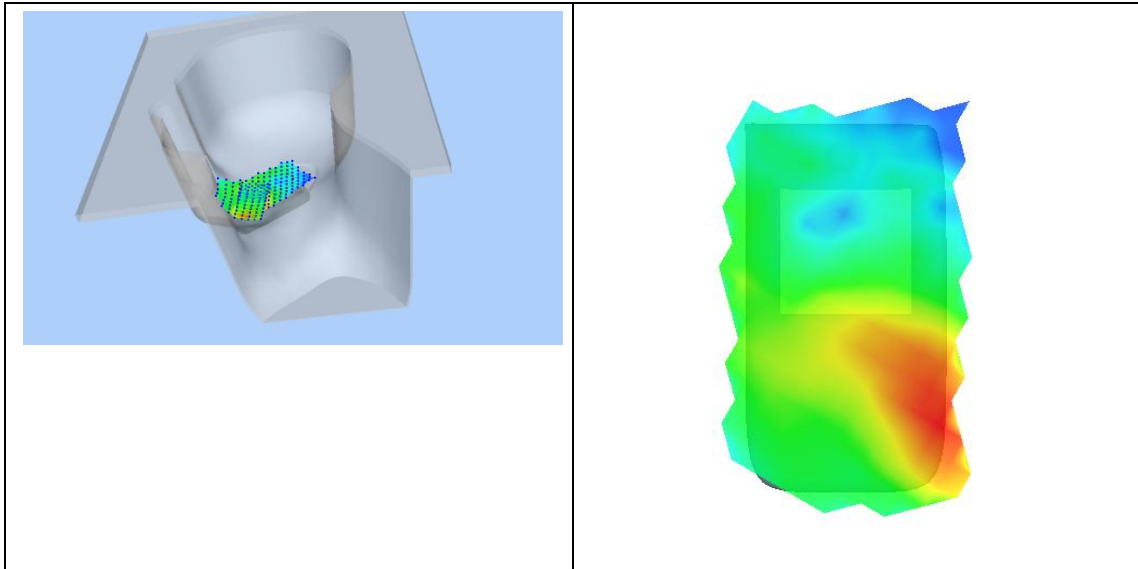
SAR 10g (W/Kg)	0.101581
SAR 1g (W/Kg)	0.175458

Z (mm)	0.00	4.00	9.00	14.00	19.00	24.00	29.00
SAR (W/Kg)	0.2631	0.1766	0.1137	0.0723	0.0589	0.0274	0.0182



3D screen shot	Hot spot position

**NOTE:** This document is issued by MORLAB, the test report shall not be reproduced except in full without prior written permission of the company. The test results apply only to the particular sample(s) tested and to the specific tests carried out which is available on request for validation and information confirmed at our website.



**NOTE:** This document is issued by MORLAB, the test report shall not be reproduced except in full without prior written permission of the company. The test results apply only to the particular sample(s) tested and to the specific tests carried out which is available on request for validation and information confirmed at our website.

**MEASUREMENT 14**

Type: Phone measurement (Complete)

Area scan resolution: dx=8mm,dy=8mm

Zoom scan resolution: dx=8mm, dy=8mm, dz=5mm

Date of measurement: 2017.11.17

Measurement duration: 9 minutes 37 seconds

**A. Experimental conditions.**

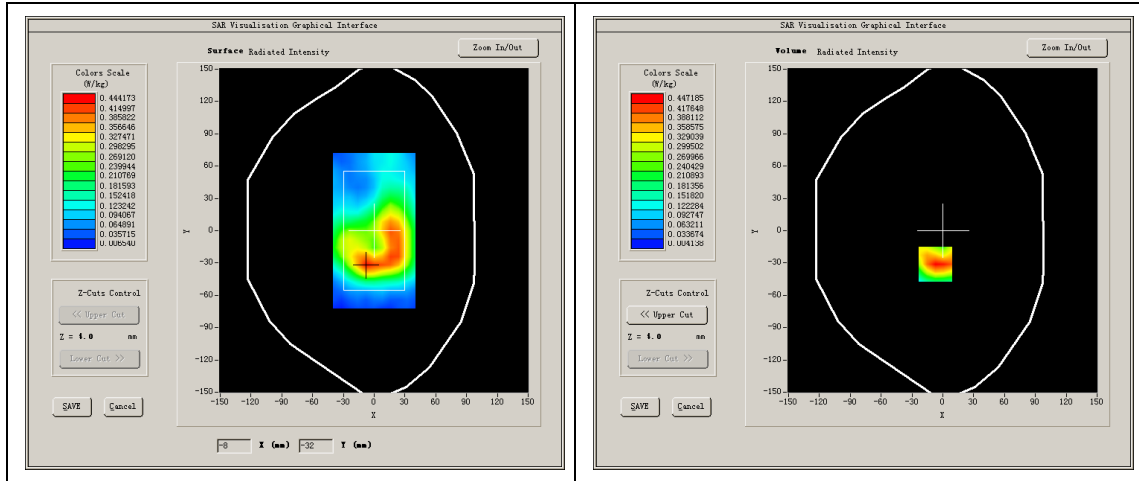
<b><u>Phantom File</u></b>	<u>surf_sam_plan.txt</u>
<b><u>Phantom</u></b>	<u>Validation plane</u>
<b><u>Device Position</u></b>	<u>Body</u>
<b><u>Band</u></b>	<u>LTE band 4</u>
<b><u>Channels</u></b>	<u>High</u>
<b><u>Signal</u></b>	<u>LTE</u>

**B. SAR Measurement Results**High Band SAR (Channel 20300):

<b>Frequency (MHz)</b>	1745.000000
<b>Relative permittivity (real part)</b>	53.282291
<b>Conductivity (S/m)</b>	1.512247
<b>Power drift (%)</b>	-0.820000
<b>Ambient Temperature:</b>	22.5°C
<b>Liquid Temperature:</b>	22.7°C
<b>ConvF:</b>	5.38
<b>Duty cycle:</b>	1:1

<b>SURFACE SAR</b>	<b>VOLUME SAR</b>
--------------------	-------------------

**NOTE:** This document is issued by MORLAB, the test report shall not be reproduced except in full without prior written permission of the company. The test results apply only to the particular sample(s) tested and to the specific tests carried out which is available on request for validation and information confirmed at our website.

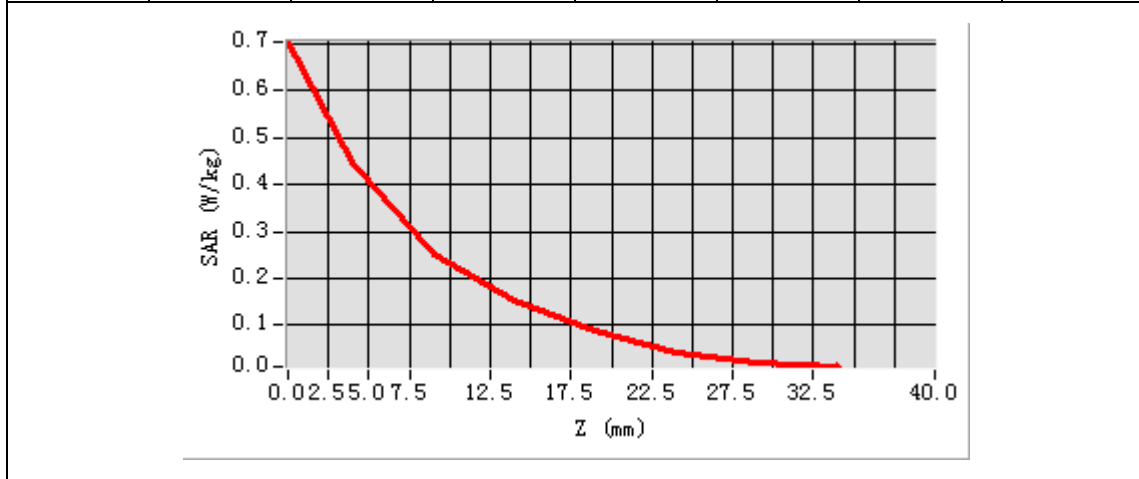


Maximum location: X=-7.00, Y=-31.00

SAR Peak: 0.71 W/kg

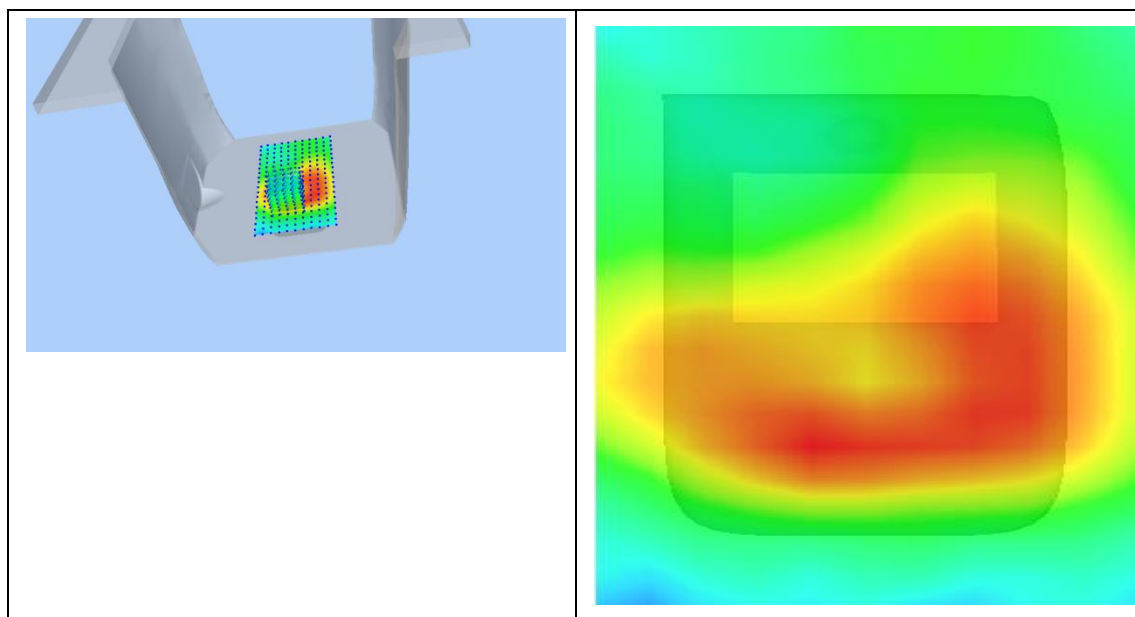
SAR 10g (W/Kg)	0.230079
SAR 1g (W/Kg)	0.425577

Z (mm)	0.00	4.00	9.00	14.00	19.00	24.00	29.00
SAR (W/Kg)	0.7042	0.4472	0.2502	0.1542	0.0885	0.0405	0.0206



3D screen shot	Hot spot position

**NOTE:** This document is issued by MORLAB, the test report shall not be reproduced except in full without prior written permission of the company. The test results apply only to the particular sample(s) tested and to the specific tests carried out which is available on request for validation and information confirmed at our website.



<b>MEASUREMENT 15</b>
-----------------------

Type: Phone measurement (Complete)

Area scan resolution: dx=8mm,dy=8mm

Zoom scan resolution: dx=8mm, dy=8mm, dz=5mm

Date of measurement: 2017.11.17

Measurement duration: 8 minutes 25 seconds

**A. Experimental conditions.**

<b><u>Phantom File</u></b>	<u>surf_sam_plan.txt</u>
<b><u>Phantom</u></b>	<u>Right head</u>
<b><u>Device Position</u></b>	<u>Cheek</u>
<b><u>Band</u></b>	<u>LTE band 7</u>
<b><u>Channels</u></b>	<u>Middle</u>
<b><u>Signal</u></b>	<u>LTE</u>

**B. SAR Measurement Results**

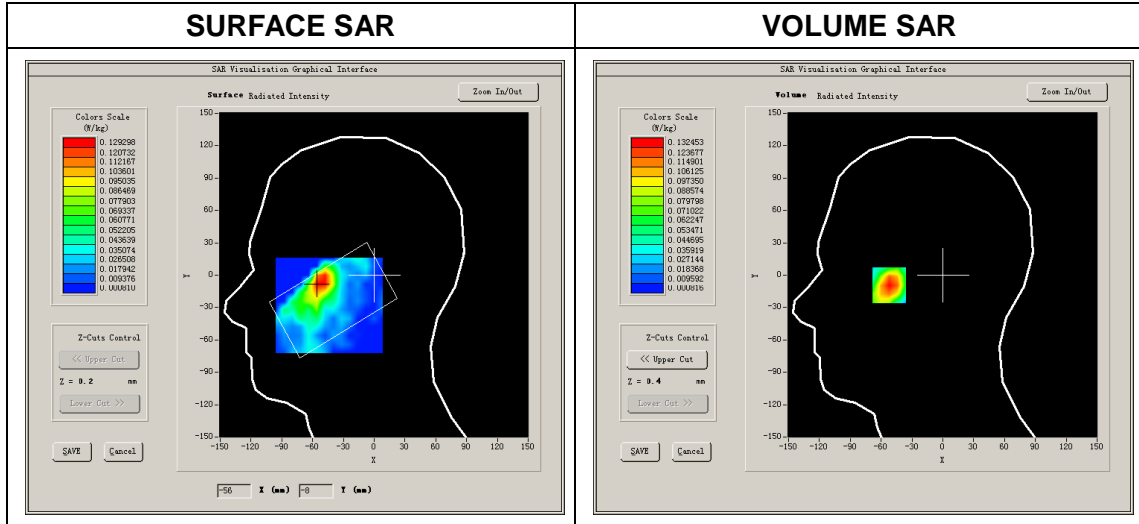
Middle Band SAR (Channel 21100):

<b>Frequency (MHz)</b>	2535.000000
<b>Relative permittivity (real part)</b>	39.134556
<b>Conductivity (S/m)</b>	1.867789
<b>Power drift (%)</b>	1.960007
<b>Ambient Temperature:</b>	22.3°C

**NOTE:** This document is issued by MORLAB, the test report shall not be reproduced except in full without prior written permission of the company. The test results apply only to the particular sample(s) tested and to the specific tests carried out which is available on request for validation and information confirmed at our website.



<b>Liquid Temperature:</b>	22.4°C
<b>ConvF:</b>	4.74
<b>Duty cycle:</b>	1:1

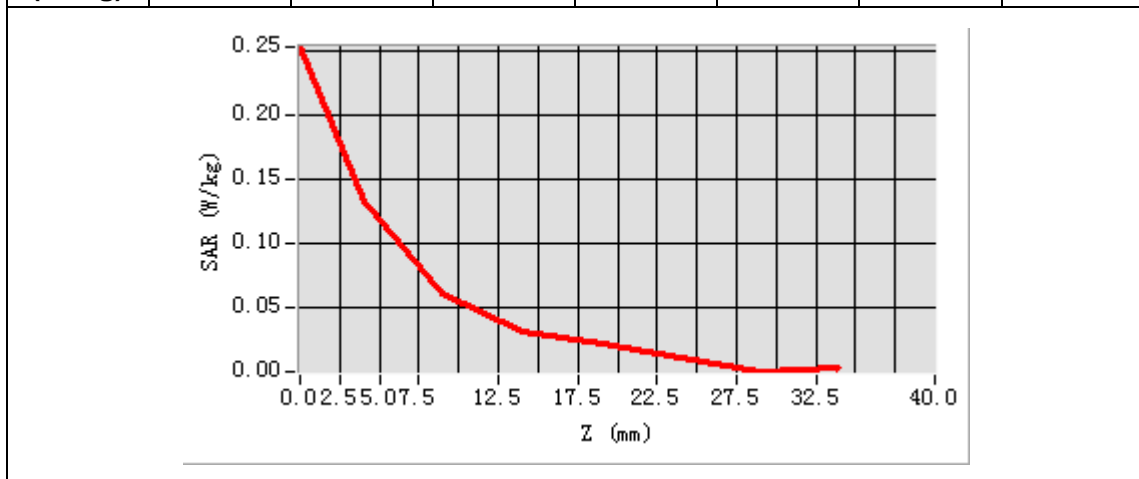


**Maximum location: X=-52.00, Y=-7.00**

**SAR Peak: 0.25 W/kg**

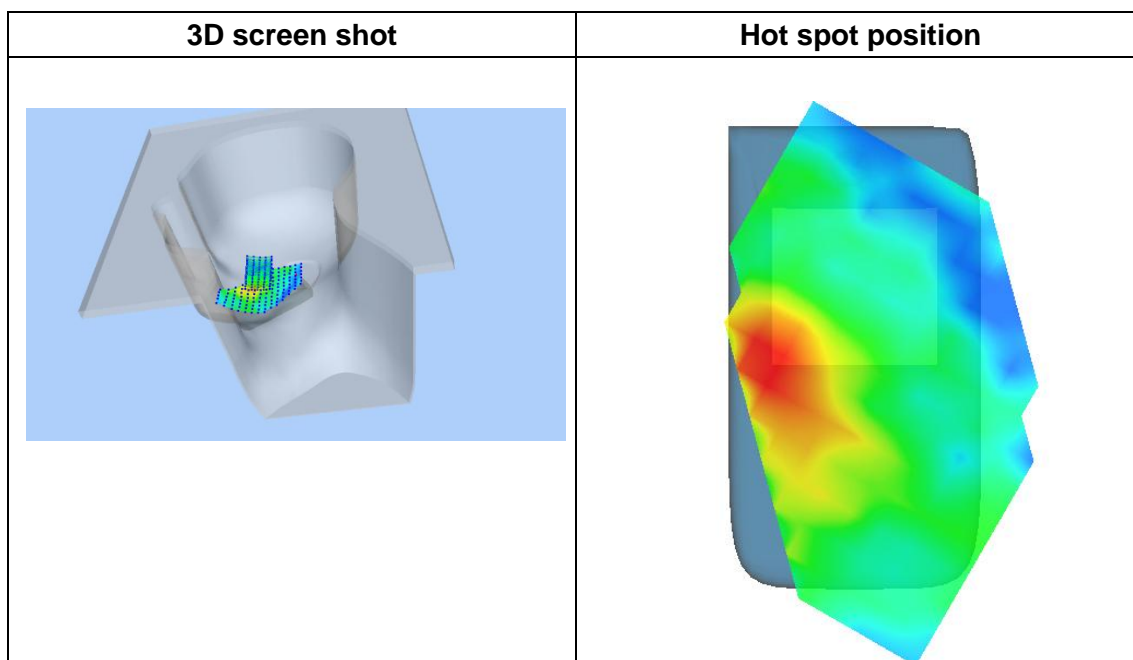
<b>SAR 10g (W/Kg)</b>	0.064170
<b>SAR 1g (W/Kg)</b>	0.133394

Z (mm)	0.00	4.00	9.00	14.00	19.00	24.00	29.00
<b>SAR (W/Kg)</b>	<b>0.2531</b>	<b>0.1325</b>	<b>0.0613</b>	<b>0.0315</b>	<b>0.0234</b>	<b>0.0125</b>	<b>0.0009</b>



**NOTE:** This document is issued by MORLAB, the test report shall not be reproduced except in full without prior written permission of the company. The test results apply only to the particular sample(s) tested and to the specific tests carried out which is available on request for validation and information confirmed at our website.





<b>MEASUREMENT 16</b>
-----------------------

Type: Phone measurement (Complete)

Area scan resolution: dx=8mm,dy=8mm

Zoom scan resolution: dx=8mm, dy=8mm, dz=5mm

Date of measurement: 2017.11.17

Measurement duration: 11 minutes 6 seconds

**A. Experimental conditions.**

<b><u>Phantom File</u></b>	<u>surf_sam_plan.txt</u>
<b><u>Phantom</u></b>	<u>Validation plane</u>
<b><u>Device Position</u></b>	<u>Body</u>
<b><u>Band</u></b>	<u>LTE band 7</u>
<b><u>Channels</u></b>	<u>Middle</u>
<b><u>Signal</u></b>	<u>LTE</u>

**B. SAR Measurement Results**

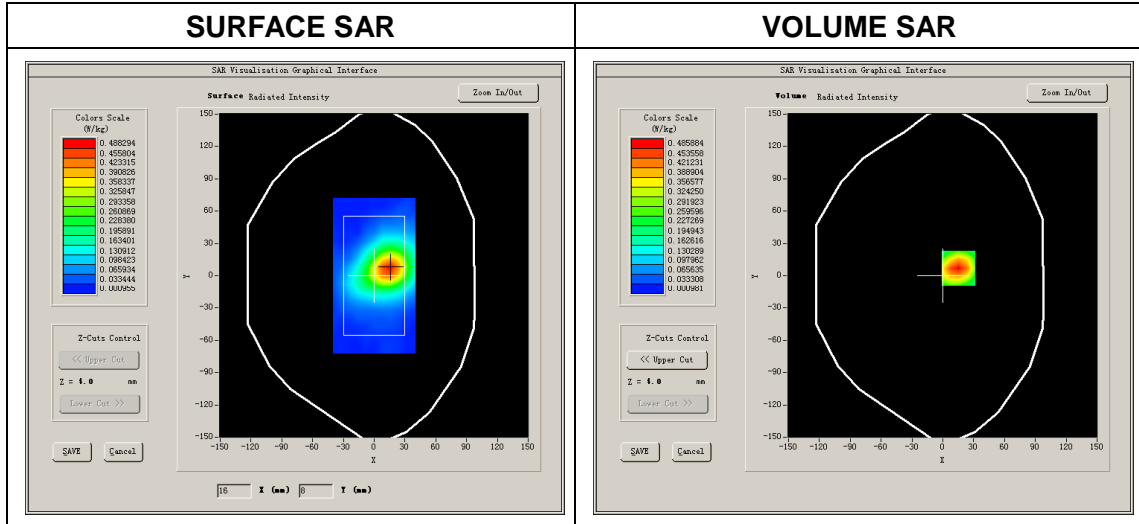
Middle Band SAR (Channel 21100):

<b>Frequency (MHz)</b>	2535.000000
<b>Relative permittivity (real part)</b>	52.402135

**NOTE:** This document is issued by MORLAB, the test report shall not be reproduced except in full without prior written permission of the company. The test results apply only to the particular sample(s) tested and to the specific tests carried out which is available on request for validation and information confirmed at our website.



<b>Conductivity (S/m)</b>	2.097284
<b>Power drift (%)</b>	1.500000
<b>Ambient Temperature:</b>	22.3°C
<b>Liquid Temperature:</b>	22.4°C
<b>ConvF:</b>	4.93
<b>Duty cycle:</b>	1:1



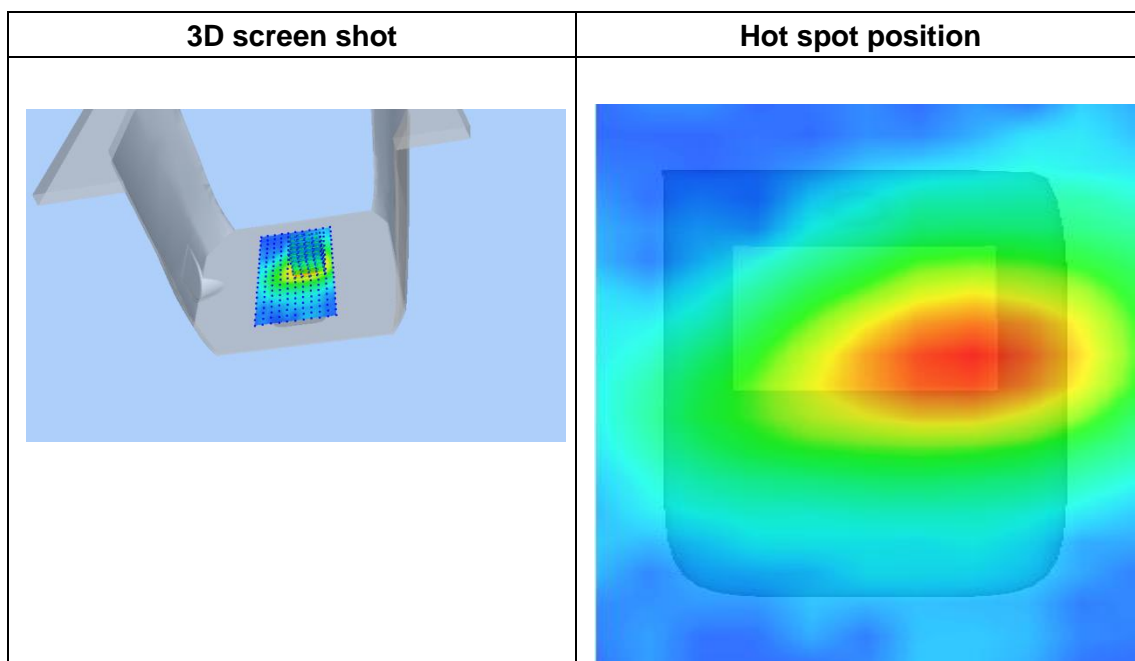
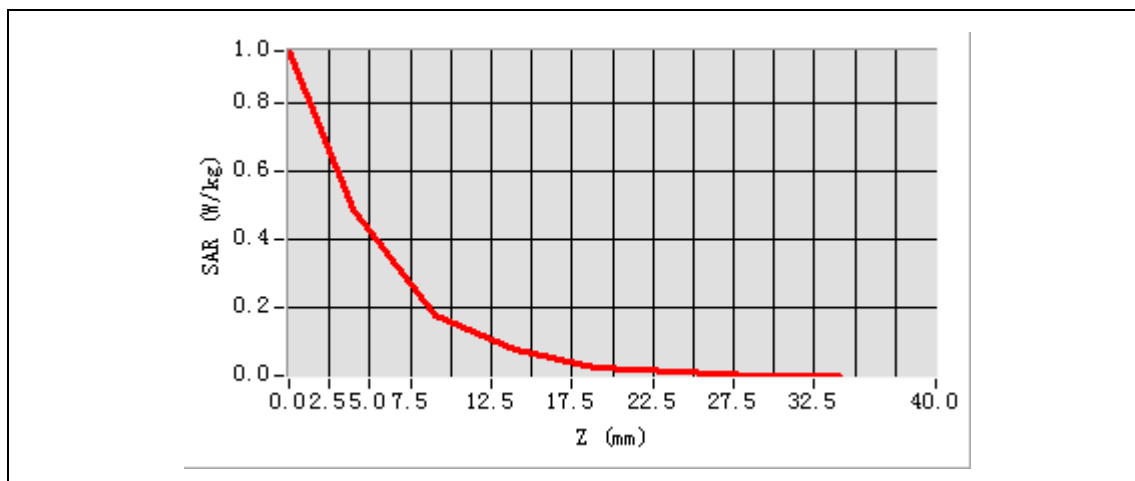
**Maximum location: X=15.00, Y=7.00**

**SAR Peak: 0.93 W/kg**

<b>SAR 10g (W/Kg)</b>	0.213369
<b>SAR 1g (W/Kg)</b>	0.475497

Z (mm)	0.00	4.00	9.00	14.00	19.00	24.00	29.00
<b>SAR (W/Kg)</b>	<b>0.9501</b>	<b>0.4859</b>	<b>0.1794</b>	<b>0.0770</b>	<b>0.0261</b>	<b>0.0155</b>	<b>0.0012</b>

**NOTE:** This document is issued by MORLAB, the test report shall not be reproduced except in full without prior written permission of the company. The test results apply only to the particular sample(s) tested and to the specific tests carried out which is available on request for validation and information confirmed at our website.



**MEASUREMENT 17**

Type: Phone measurement (Complete)  
 Area scan resolution: dx=8mm,dy=8mm  
 Zoom scan resolution: dx=8mm, dy=8mm, dz=5mm  
 Date of measurement: 2017.12.01  
 Measurement duration: 10 minutes 1 seconds

**A. Experimental conditions.**

**NOTE:** This document is issued by MORLAB, the test report shall not be reproduced except in full without prior written permission of the company. The test results apply only to the particular sample(s) tested and to the specific tests carried out which is available on request for validation and information confirmed at our website.

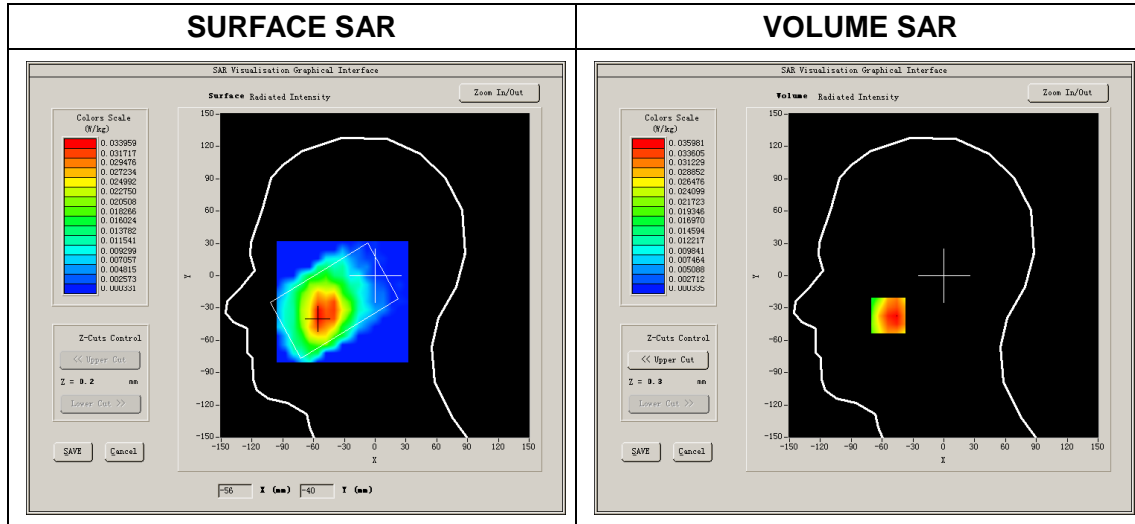


<b>Phantom File</b>	<u>surf_sam_plan.txt</u>
<b>Phantom</b>	<u>Right head</u>
<b>Device Position</b>	<u>Cheek</u>
<b>Band</b>	<u>LTE band 12</u>
<b>Channels</b>	<u>Middle</u>
<b>Signal</b>	<u>LTE</u>

**B. SAR Measurement Results**

**Middle Band SAR (Channel 23095):**

<b>Frequency (MHz)</b>	707.500000
<b>Relative permittivity (real part)</b>	41.607792
<b>Conductivity (S/m)</b>	0.830041
<b>Power drift (%)</b>	1.960007
<b>Ambient Temperature:</b>	22.6°C
<b>Liquid Temperature:</b>	22.3°C
<b>ConvF:</b>	6.13
<b>Duty cycle:</b>	1:1



**Maximum location: X=-54.00, Y=-37.00**

**SAR Peak: 0.05 W/kg**

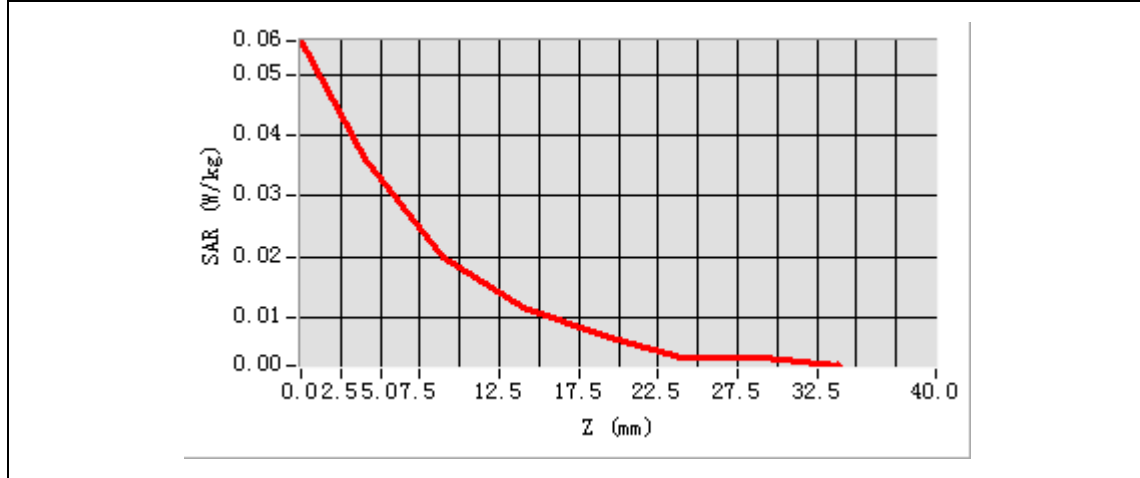
<b>SAR 10g (W/Kg)</b>	0.021371
<b>SAR 1g (W/Kg)</b>	0.035711

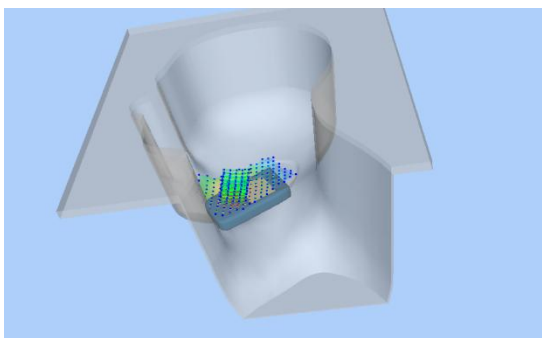
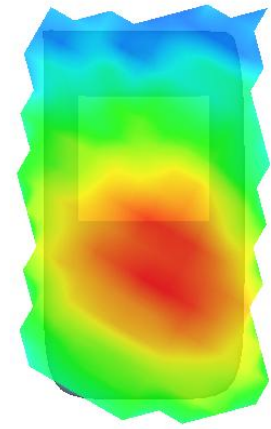
<b>Z (mm)</b>	<b>0.00</b>	<b>4.00</b>	<b>9.00</b>	<b>14.00</b>	<b>19.00</b>	<b>24.00</b>	<b>29.00</b>
---------------	-------------	-------------	-------------	--------------	--------------	--------------	--------------

**NOTE:** This document is issued by MORLAB, the test report shall not be reproduced except in full without prior written permission of the company. The test results apply only to the particular sample(s) tested and to the specific tests carried out which is available on request for validation and information confirmed at our website.



<b>SAR (W/Kg)</b>	<b>0.0556</b>	<b>0.0360</b>	<b>0.0198</b>	<b>0.0116</b>	<b>0.0071</b>	<b>0.0033</b>	<b>0.0035</b>
-----------------------	---------------	---------------	---------------	---------------	---------------	---------------	---------------



3D screen shot	Hot spot position
	

**NOTE:** This document is issued by MORLAB, the test report shall not be reproduced except in full without prior written permission of the company. The test results apply only to the particular sample(s) tested and to the specific tests carried out which is available on request for validation and information confirmed at our website.

**MEASUREMENT 18**

Type: Phone measurement (Complete)

Area scan resolution: dx=8mm,dy=8mm

Zoom scan resolution: dx=8mm, dy=8mm, dz=5mm

Date of measurement: 2017.12.01

Measurement duration: 9 minutes 44 seconds

**A. Experimental conditions.**

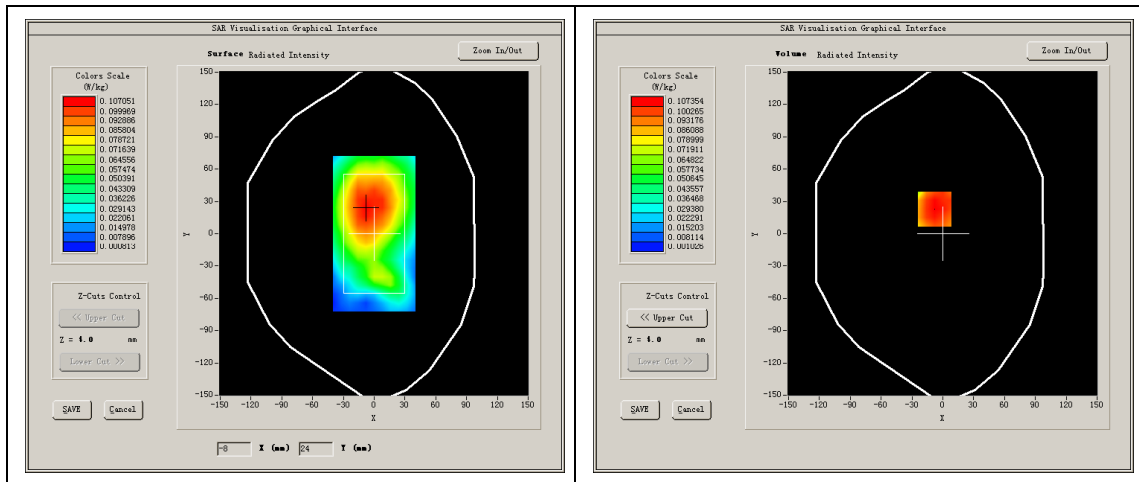
<b><u>Phantom File</u></b>	<u>surf_sam_plan.txt</u>
<b><u>Phantom</u></b>	<u>Validation plane</u>
<b><u>Device Position</u></b>	<u>Body</u>
<b><u>Band</u></b>	<u>LTE band 12</u>
<b><u>Channels</u></b>	<u>Middle</u>
<b><u>Signal</u></b>	<u>LTE</u>

**B. SAR Measurement Results**Middle Band SAR (Channel 23095):

<b>Frequency (MHz)</b>	707.500000
<b>Relative permittivity (real part)</b>	55.334578
<b>Conductivity (S/m)</b>	0.940013
<b>Power drift (%)</b>	2.500000
<b>Ambient Temperature:</b>	22.6°C
<b>Liquid Temperature:</b>	22.3°C
<b>ConvF:</b>	6.37
<b>Duty cycle:</b>	1:1

<b>SURFACE SAR</b>	<b>VOLUME SAR</b>
--------------------	-------------------

**NOTE:** This document is issued by MORLAB, the test report shall not be reproduced except in full without prior written permission of the company. The test results apply only to the particular sample(s) tested and to the specific tests carried out which is available on request for validation and information confirmed at our website.

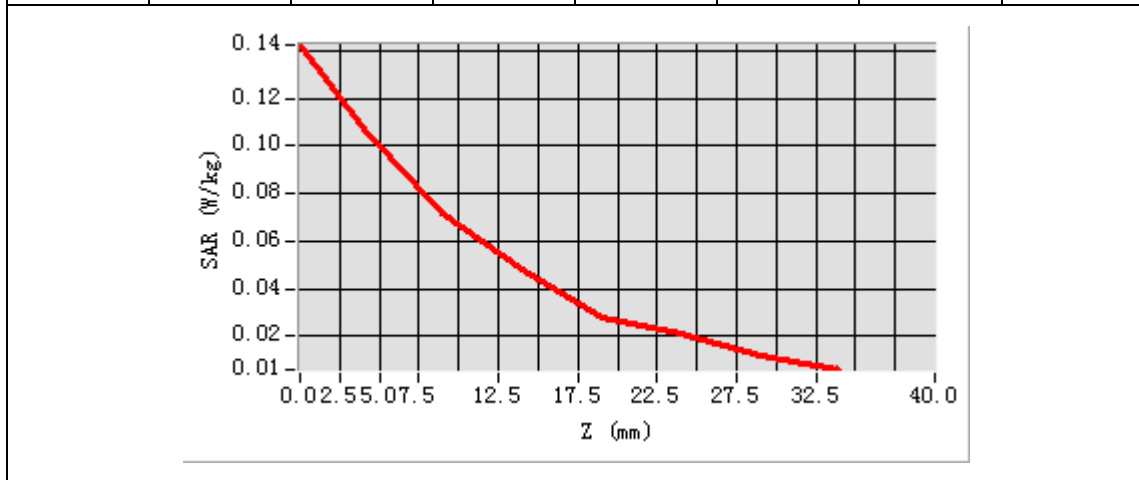


Maximum location: X=-8.00, Y=23.00

SAR Peak: 0.15 W/kg

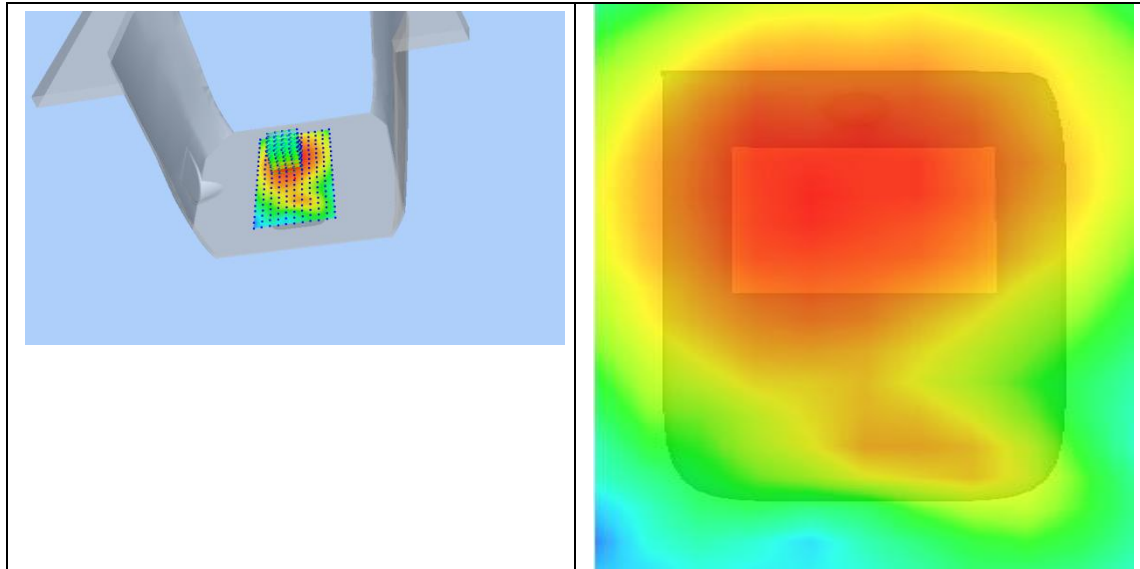
SAR 10g (W/Kg)	0.070005
SAR 1g (W/Kg)	0.109057

Z (mm)	0.00	4.00	9.00	14.00	19.00	24.00	29.00
SAR (W/Kg)	0.1425	0.1074	0.0714	0.0482	0.0277	0.0210	0.0123



3D screen shot	Hot spot position

**NOTE:** This document is issued by MORLAB, the test report shall not be reproduced except in full without prior written permission of the company. The test results apply only to the particular sample(s) tested and to the specific tests carried out which is available on request for validation and information confirmed at our website.



**NOTE:** This document is issued by MORLAB, the test report shall not be reproduced except in full without prior written permission of the company. The test results apply only to the particular sample(s) tested and to the specific tests carried out which is available on request for validation and information confirmed at our website.



**MEASUREMENT 19**

Type: Phone measurement (Complete)

Area scan resolution: dx=8mm,dy=8mm

Zoom scan resolution: dx=8mm, dy=8mm, dz=5mm

Date of measurement: 2017.12.01

Measurement duration: 9 minutes 51 seconds

**A. Experimental conditions.**

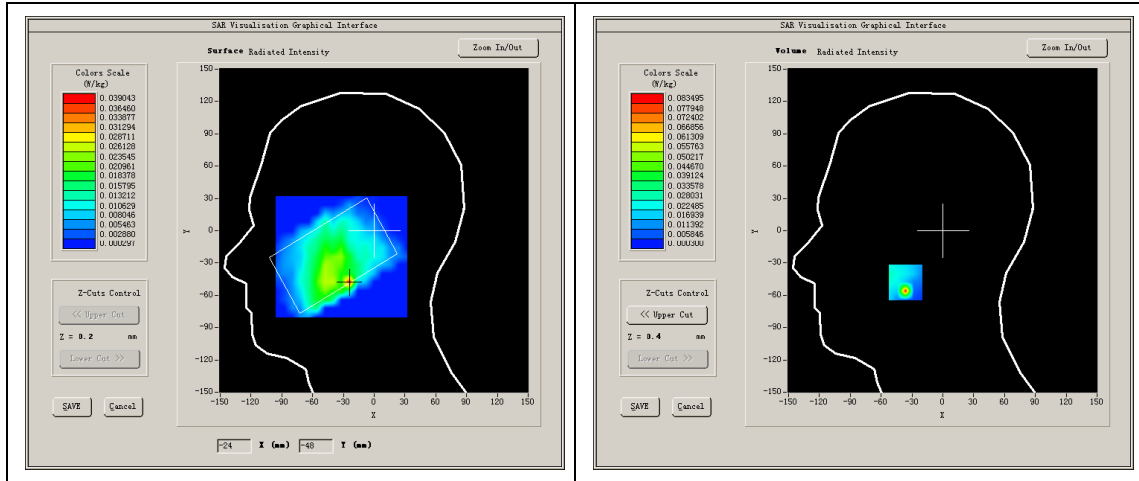
<b><u>Phantom File</u></b>	<u>surf_sam_plan.txt</u>
<b><u>Phantom</u></b>	<u>Right head</u>
<b><u>Device Position</u></b>	<u>Cheek</u>
<b><u>Band</u></b>	<u>LTE band 17</u>
<b><u>Channels</u></b>	<u>High</u>
<b><u>Signal</u></b>	<u>LTE</u>

**B. SAR Measurement Results**High Band SAR (Channel 23800):

<b>Frequency (MHz)</b>	711.000000
<b>Relative permittivity (real part)</b>	41.598856
<b>Conductivity (S/m)</b>	0.841126
<b>Power drift (%)</b>	-2.960007
<b>Ambient Temperature:</b>	22.6°C
<b>Liquid Temperature:</b>	22.3°C
<b>ConvF:</b>	6.13
<b>Duty cycle:</b>	1:1

<b>SURFACE SAR</b>	<b>VOLUME SAR</b>
--------------------	-------------------

**NOTE:** This document is issued by MORLAB, the test report shall not be reproduced except in full without prior written permission of the company. The test results apply only to the particular sample(s) tested and to the specific tests carried out which is available on request for validation and information confirmed at our website.

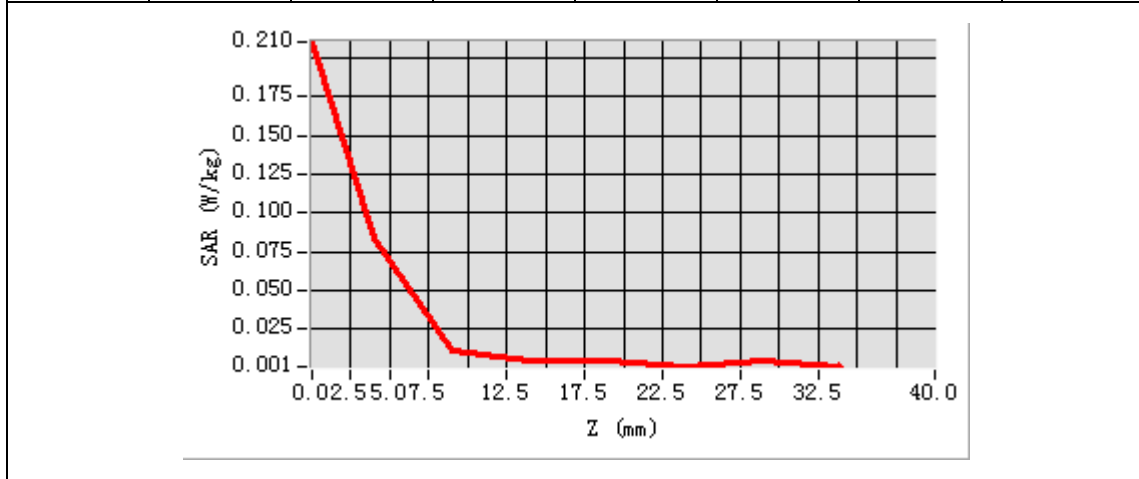


Maximum location: X=-24.00, Y=-48.00

SAR Peak: 0.21 W/kg

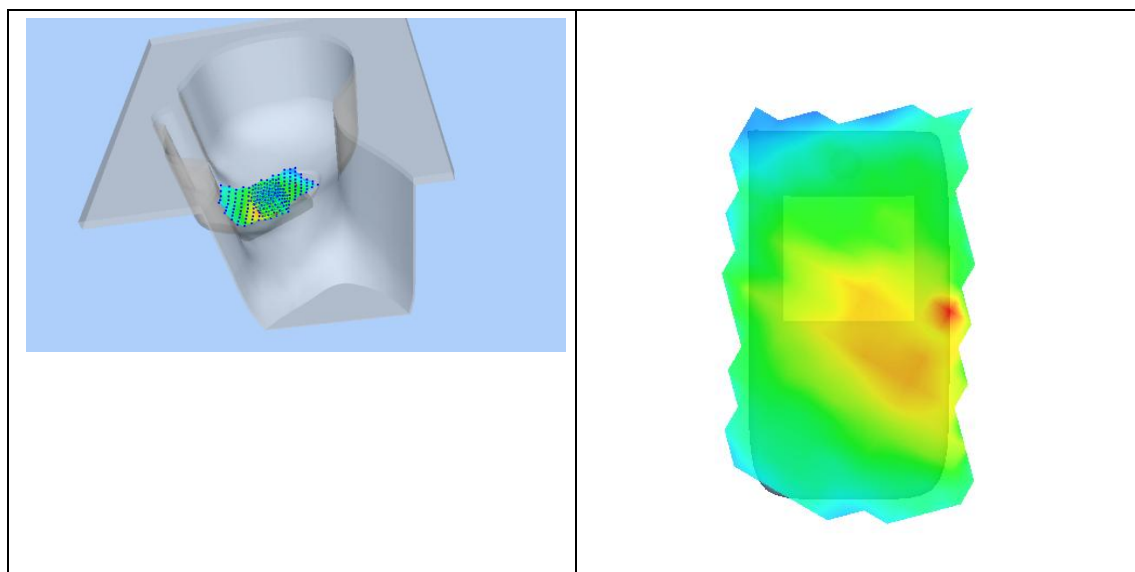
SAR 10g (W/Kg)	0.017504
SAR 1g (W/Kg)	0.064534

Z (mm)	0.00	4.00	9.00	14.00	19.00	24.00	29.00
SAR (W/Kg)	0.2105	0.0835	0.0112	0.0044	0.0051	0.0008	0.0050



3D screen shot	Hot spot position

**NOTE:** This document is issued by MORLAB, the test report shall not be reproduced except in full without prior written permission of the company. The test results apply only to the particular sample(s) tested and to the specific tests carried out which is available on request for validation and information confirmed at our website.



<b>MEASUREMENT 20</b>
-----------------------

Type: Phone measurement (Complete)

Area scan resolution: dx=8mm,dy=8mm

Zoom scan resolution: dx=8mm, dy=8mm, dz=5mm

Date of measurement: 2017.12.01

Measurement duration: 9 minutes 49 seconds

**A. Experimental conditions.**

<u>Phantom File</u>	<u>surf_sam_plan.txt</u>
<u>Phantom</u>	<u>Validation plane</u>
<u>Device Position</u>	<u>Body</u>
<u>Band</u>	<u>LTE band 17</u>
<u>Channels</u>	<u>Middle</u>
<u>Signal</u>	<u>LTE</u>

**B. SAR Measurement Results**

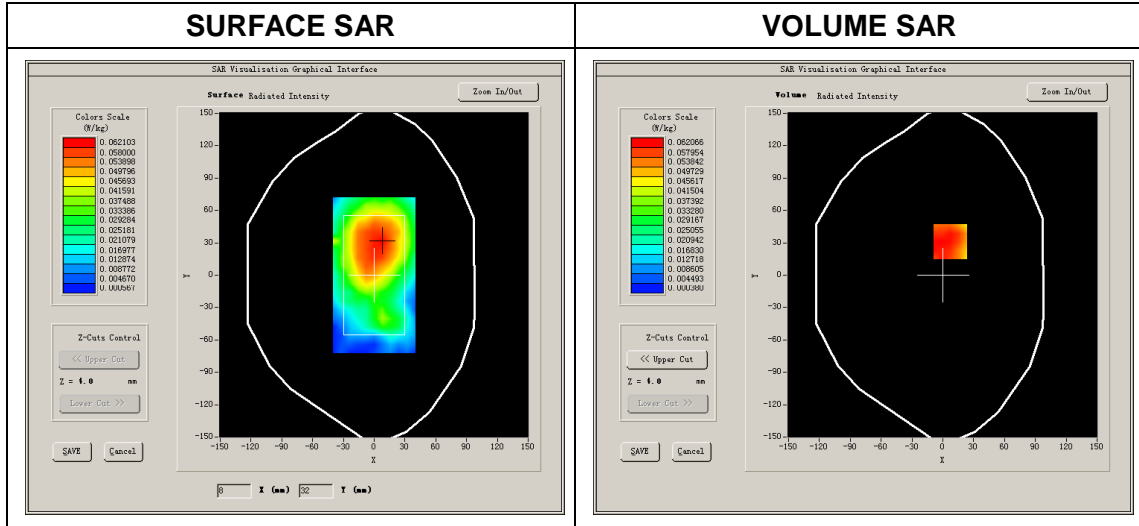
Middle Band SAR (Channel 23800):

<b>Frequency (MHz)</b>	711.000000
<b>Relative permittivity (real part)</b>	55.287766
<b>Conductivity (S/m)</b>	0.950601
<b>Power drift (%)</b>	-1.203115
<b>Ambient Temperature:</b>	22.6°C

**NOTE:** This document is issued by MORLAB, the test report shall not be reproduced except in full without prior written permission of the company. The test results apply only to the particular sample(s) tested and to the specific tests carried out which is available on request for validation and information confirmed at our website.



<b>Liquid Temperature:</b>	22.3°C
<b>ConvF:</b>	6.37
<b>Duty cycle:</b>	1:1

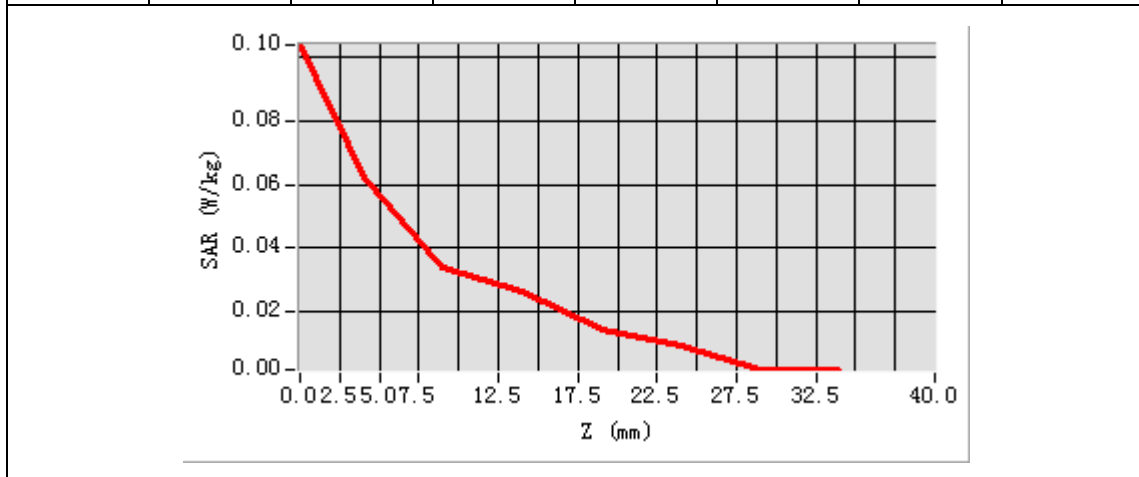


**Maximum location: X=7.00, Y=31.00**

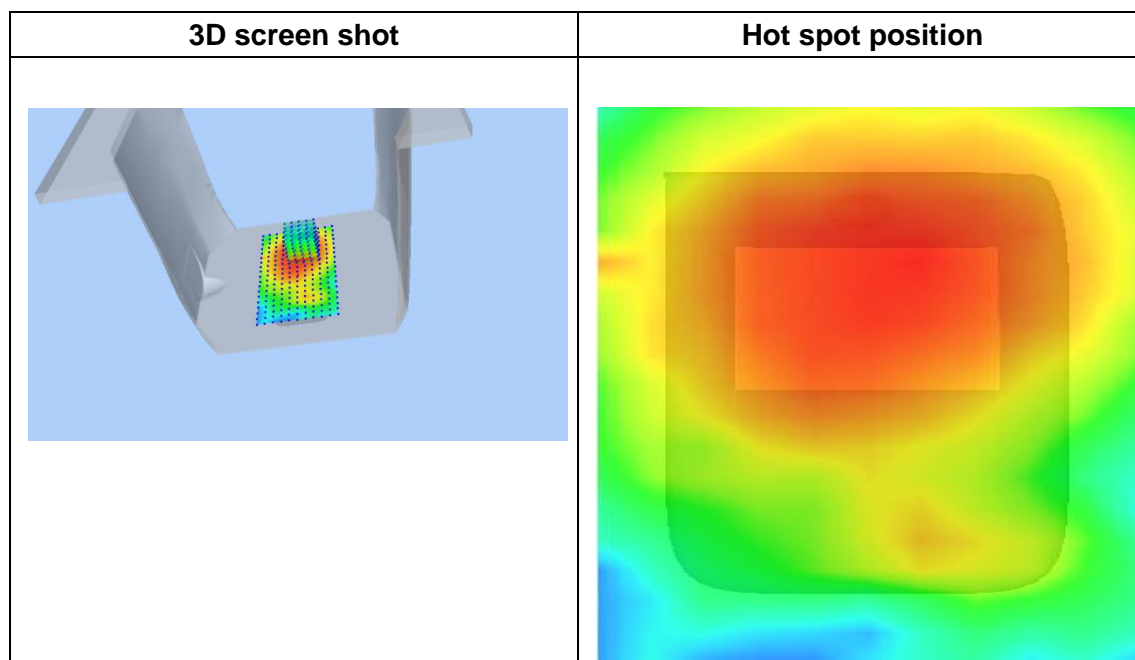
**SAR Peak: 0.10 W/kg**

<b>SAR 10g (W/Kg)</b>	0.040672
<b>SAR 1g (W/Kg)</b>	0.065831

Z (mm)	0.00	4.00	9.00	14.00	19.00	24.00	29.00
<b>SAR (W/Kg)</b>	<b>0.1039</b>	<b>0.0621</b>	<b>0.0341</b>	<b>0.0265</b>	<b>0.0144</b>	<b>0.0094</b>	<b>0.0017</b>



**NOTE:** This document is issued by MORLAB, the test report shall not be reproduced except in full without prior written permission of the company. The test results apply only to the particular sample(s) tested and to the specific tests carried out which is available on request for validation and information confirmed at our website.



<b>MEASUREMENT 21</b>
-----------------------

Type: Phone measurement (Complete)

Area scan resolution: dx=8mm,dy=8mm

Zoom scan resolution: dx=8mm, dy=8mm, dz=5mm

Date of measurement: 2017.11.27

Measurement duration: 10 minutes 8 seconds

**A. Experimental conditions.**

<b><u>Phantom File</u></b>	<u>surf_sam_plan.txt</u>
<b><u>Phantom</u></b>	<u>Left head</u>
<b><u>Device Position</u></b>	<u>Tilt</u>
<b><u>Band</u></b>	<u>IEEE 802.11b ISM</u>
<b><u>Channels</u></b>	<u>Middle</u>
<b><u>Signal</u></b>	<u>DSSS</u>

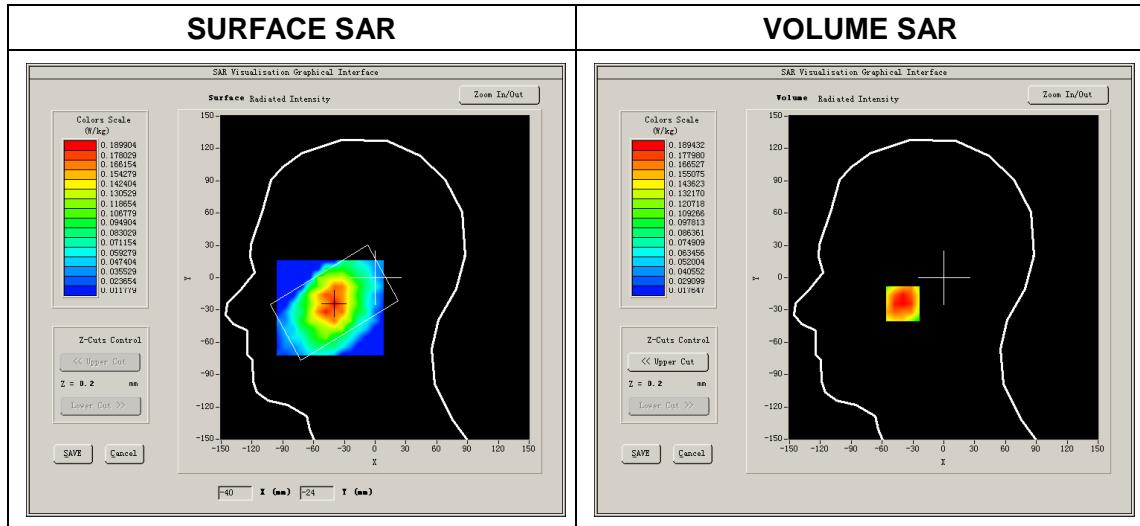
**B. SAR Measurement Results**

Middle Band SAR (Channel 6):

<b>Frequency (MHz)</b>	2437.000000
<b>Relative permittivity (real part)</b>	39.301554

**NOTE:** This document is issued by MORLAB, the test report shall not be reproduced except in full without prior written permission of the company. The test results apply only to the particular sample(s) tested and to the specific tests carried out which is available on request for validation and information confirmed at our website.

<b>Conductivity (S/m)</b>	1.821121
<b>Power drift (%)</b>	-0.650000
<b>Ambient Temperature:</b>	22.4°C
<b>Liquid Temperature:</b>	22.7°C
<b>ConvF:</b>	4.82
<b>Duty cycle:</b>	1:1.004



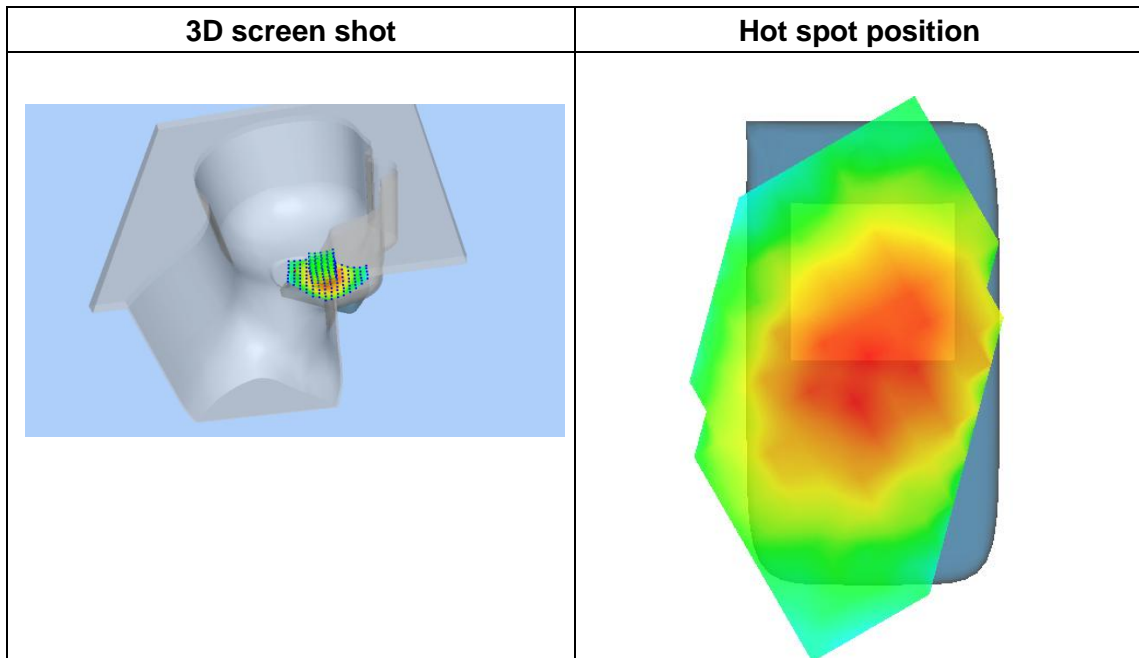
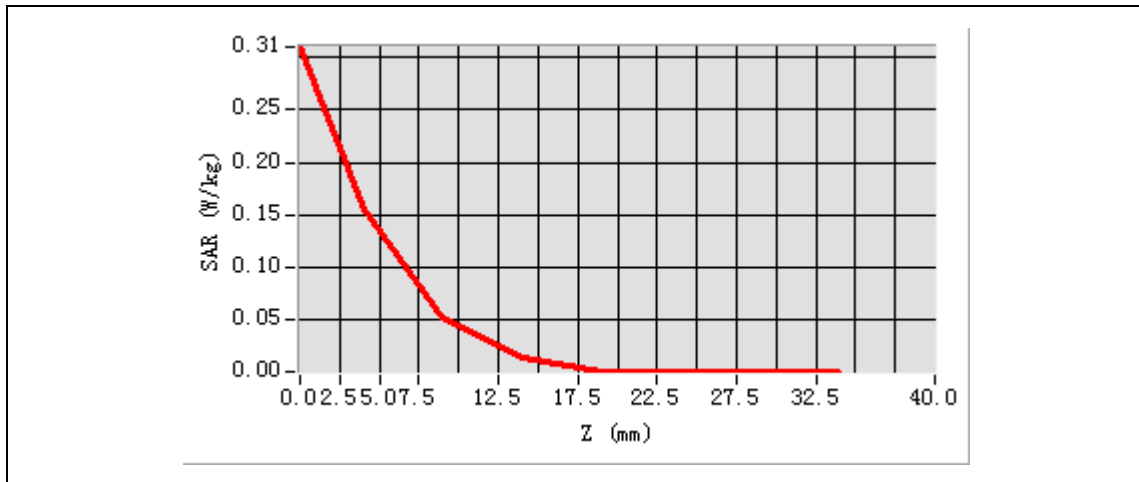
**Maximum location: X=-8.00, Y=25.00**

**SAR Peak: 0.32 W/kg**

<b>SAR 10g (W/Kg)</b>	0.062640
<b>SAR 1g (W/Kg)</b>	0.151906

Z (mm)	0.00	4.00	9.00	14.00	19.00	24.00	29.00
<b>SAR (W/Kg)</b>	<b>0.3100</b>	<b>0.1562</b>	<b>0.0529</b>	<b>0.0137</b>	<b>0.0014</b>	<b>0.0009</b>	<b>0.0009</b>

**NOTE:** This document is issued by MORLAB, the test report shall not be reproduced except in full without prior written permission of the company. The test results apply only to the particular sample(s) tested and to the specific tests carried out which is available on request for validation and information confirmed at our website.



**NOTE:** This document is issued by MORLAB, the test report shall not be reproduced except in full without prior written permission of the company. The test results apply only to the particular sample(s) tested and to the specific tests carried out which is available on request for validation and information confirmed at our website.



<b>MEASUREMENT 22</b>
-----------------------

Type: Phone measurement (Complete)

Area scan resolution: dx=8mm,dy=8mm

Zoom scan resolution: dx=8mm, dy=8mm, dz=5mm

Date of measurement: 2017.11.27

Measurement duration: 9 minutes 28 seconds

**A. Experimental conditions.**

<u>Phantom File</u>	<u>surf_sam_plan.txt</u>
<u>Phantom</u>	<u>Validation plane</u>
<u>Device Position</u>	<u>Body</u>
<u>Band</u>	<u>IEEE 802.11b ISM</u>
<u>Channels</u>	<u>Middle</u>
<u>Signal</u>	<u>DSSS</u>

**B. SAR Measurement Results**

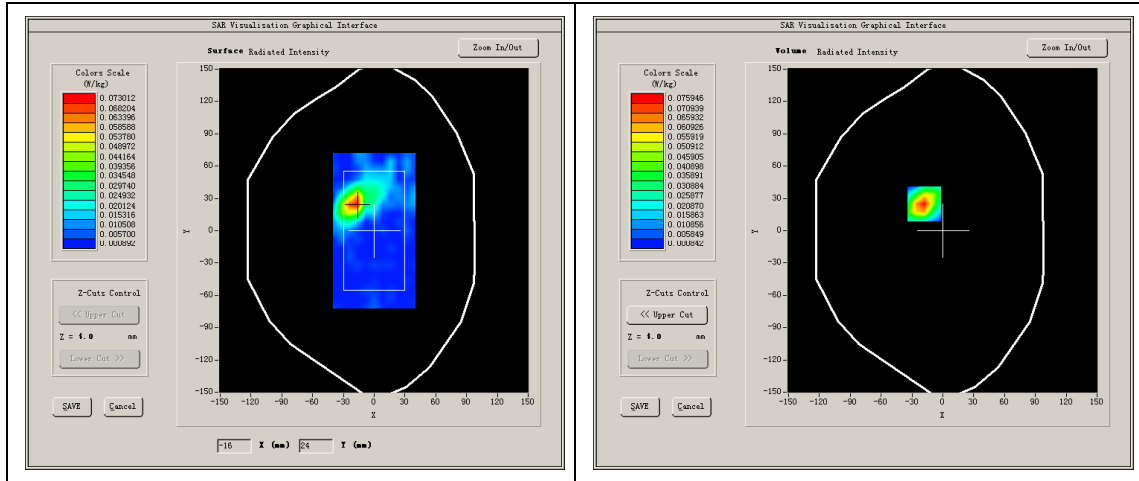
Middle Band SAR (Channel 6):

<b>Frequency (MHz)</b>	2437.000000
<b>Relative permittivity (real part)</b>	52.901455
<b>Conductivity (S/m)</b>	1.954412
<b>Power drift (%)</b>	-3.450000
<b>Ambient Temperature:</b>	22.4°C
<b>Liquid Temperature:</b>	22.7°C
<b>ConvF:</b>	4.96
<b>Duty cycle:</b>	1:1.004

<b>SURFACE SAR</b>	<b>VOLUME SAR</b>
--------------------	-------------------

**NOTE:** This document is issued by MORLAB, the test report shall not be reproduced except in full without prior written permission of the company. The test results apply only to the particular sample(s) tested and to the specific tests carried out which is available on request for validation and information confirmed at our website.



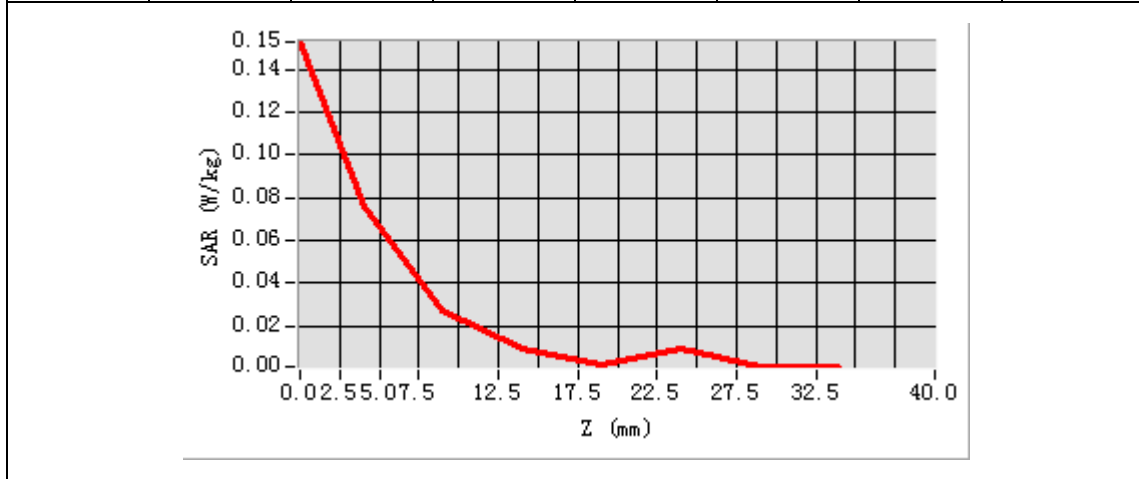


Maximum location: X=-18.00, Y=25.00

SAR Peak: 0.16 W/kg

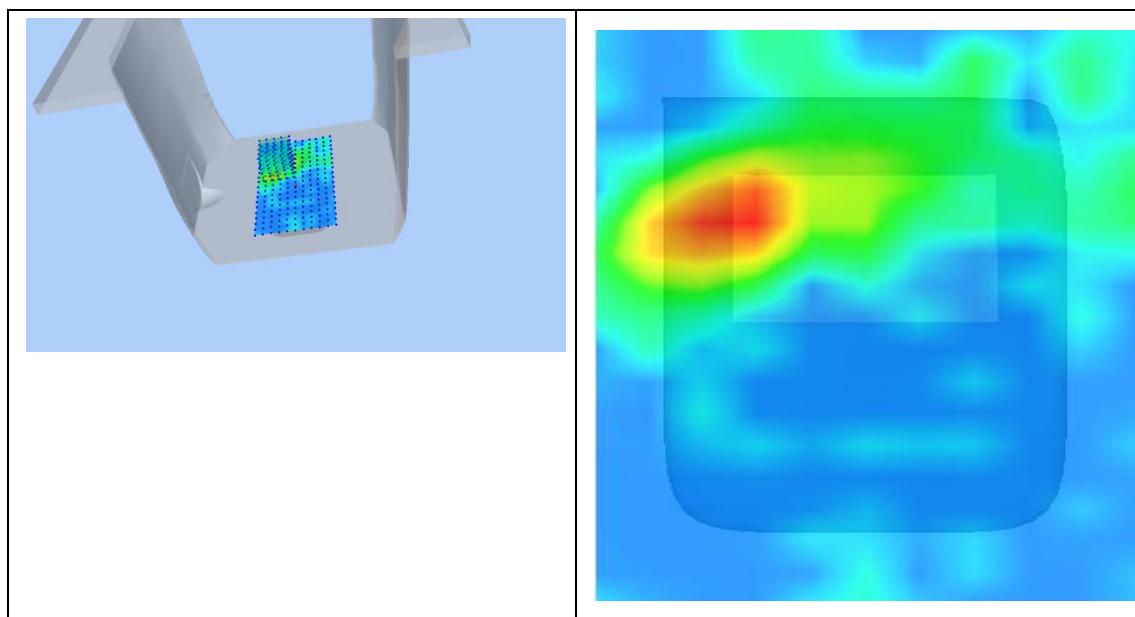
SAR 10g (W/Kg)	0.029391
SAR 1g (W/Kg)	0.074767

Z (mm)	0.00	4.00	9.00	14.00	19.00	24.00	29.00
SAR (W/Kg)	0.1529	0.0759	0.0276	0.0091	0.0022	0.0007	0.0010



3D screen shot	Hot spot position

**NOTE:** This document is issued by MORLAB, the test report shall not be reproduced except in full without prior written permission of the company. The test results apply only to the particular sample(s) tested and to the specific tests carried out which is available on request for validation and information confirmed at our website.


**MEASUREMENT 23**

Type: Phone measurement (Complete)

Area scan resolution: dx=8mm,dy=8mm

Zoom scan resolution: dx=4mm, dy=4mm, dz=2mm

Date of measurement: 2017.11.30

Measurement duration: 18 minutes 19 seconds

**A. Experimental conditions.**

<b><u>Phantom File</u></b>	<u>surf_sam_plan.txt</u>
<b><u>Phantom</u></b>	<u>Left head</u>
<b><u>Device Position</u></b>	<u>Tilt</u>
<b><u>Band</u></b>	<u>IEEE 802.11n HT-40</u>
<b><u>Channels</u></b>	<u>Middle</u>
<b><u>Signal</u></b>	<u>OFDM</u>

**B. SAR Measurement Results**

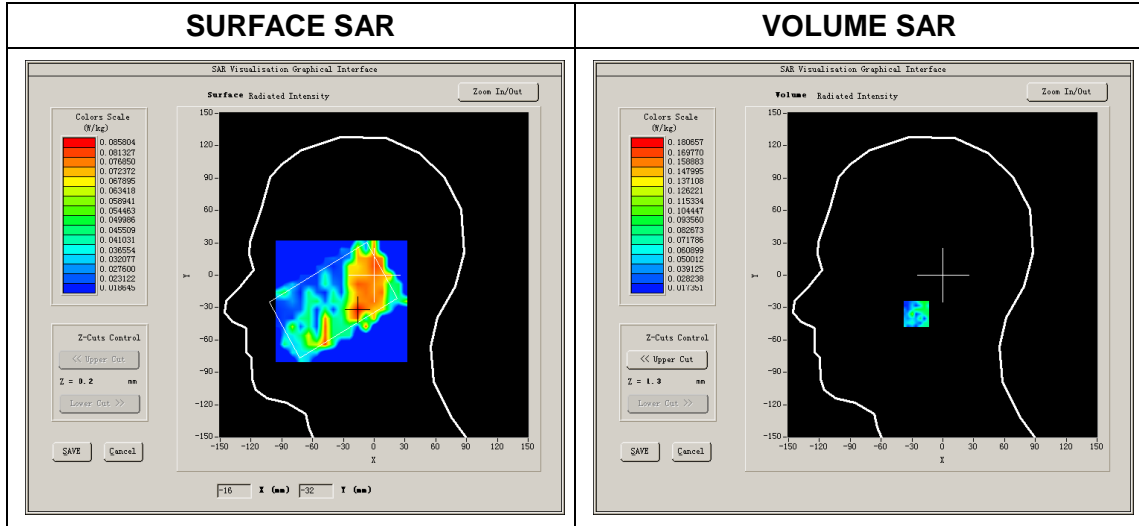
Middle Band SAR (Channel 38):

<b>Frequency (MHz)</b>	5190.000000
<b>Relative permittivity (real part)</b>	36.173023
<b>Conductivity (S/m)</b>	4.621175
<b>Power drift (%)</b>	-3.450000
<b>Ambient Temperature:</b>	22.3°C

**NOTE:** This document is issued by MORLAB, the test report shall not be reproduced except in full without prior written permission of the company. The test results apply only to the particular sample(s) tested and to the specific tests carried out which is available on request for validation and information confirmed at our website.



<b>Liquid Temperature:</b>	22.8°C
<b>ConvF:</b>	21.61
<b>Duty cycle:</b>	1:1.06



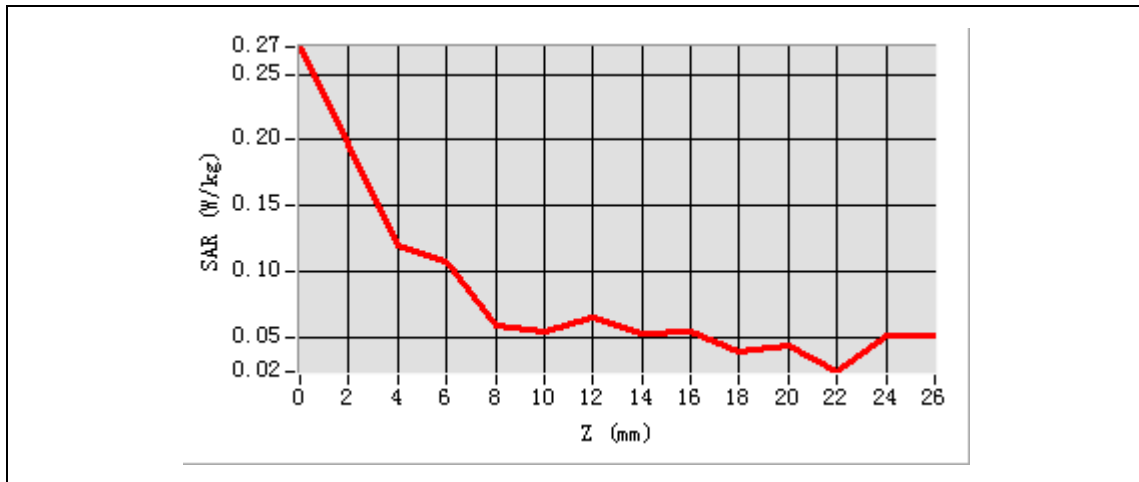
**Maximum location: X=-17.00, Y=-36.00**

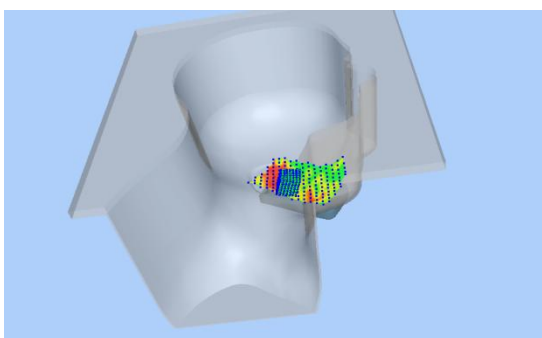
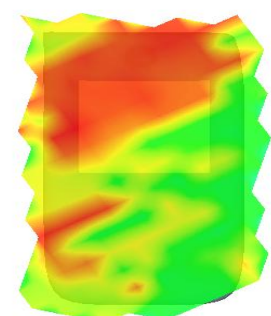
**SAR Peak: 0.31 W/kg**

<b>SAR 10g (W/Kg)</b>	0.048871
<b>SAR 1g (W/Kg)</b>	0.070626

Z (m)	0.00	4.00	6.00	8.00	10.0	12.0	14.0	16.0	18.0	20.0	22.0	24.0
<b>SAR (W/Kg)</b>	0.2707	0.1197	0.1077	0.0591	0.0549	0.0645	0.0535	0.0540	0.0394	0.0440	0.0240	0.0514

**NOTE:** This document is issued by MORLAB, the test report shall not be reproduced except in full without prior written permission of the company. The test results apply only to the particular sample(s) tested and to the specific tests carried out which is available on request for validation and information confirmed at our website.



3D screen shot	Hot spot position
	

**NOTE:** This document is issued by MORLAB, the test report shall not be reproduced except in full without prior written permission of the company. The test results apply only to the particular sample(s) tested and to the specific tests carried out which is available on request for validation and information confirmed at our website.

**MEASUREMENT 24**

Type: Phone measurement (Complete)

Area scan resolution: dx=8mm,dy=8mm

Zoom scan resolution: dx=4mm, dy=4mm, dz=2mm

Date of measurement: 2017.11.30

Measurement duration: 9 minutes 27 seconds

**A. Experimental conditions.**

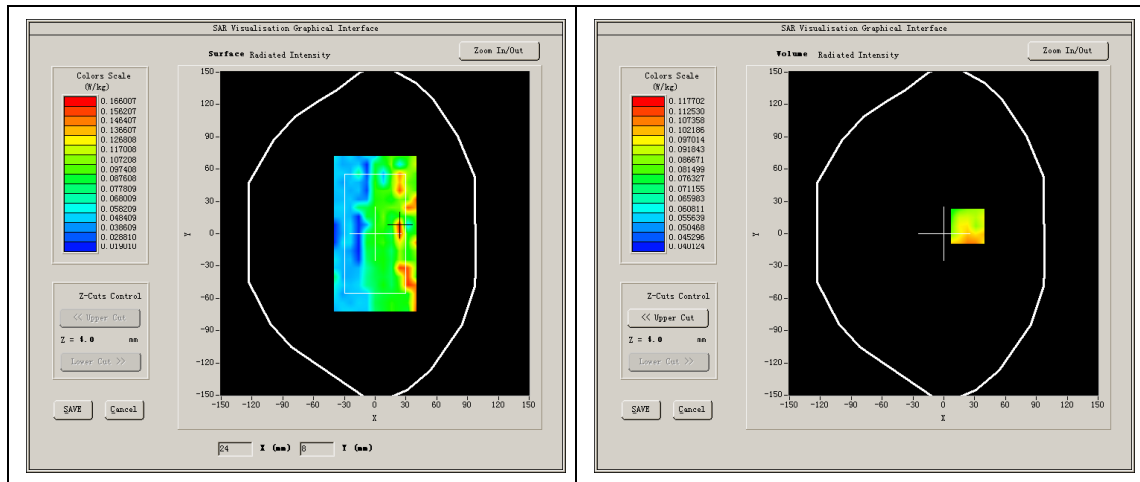
<b><u>Phantom File</u></b>	<u>surf_sam_plan.txt</u>
<b><u>Phantom</u></b>	<u>Validation plane</u>
<b><u>Device Position</u></b>	<u>Body</u>
<b><u>Band</u></b>	<u>IEEE 802.11n HT-40</u>
<b><u>Channels</u></b>	<u>Middle</u>
<b><u>Signal</u></b>	<u>OFDM</u>

**B. SAR Measurement Results**Middle Band SAR (Channel 38):

<b>Frequency (MHz)</b>	5190.000000
<b>Relative permittivity (real part)</b>	48.335221
<b>Conductivity (S/m)</b>	5.520975
<b>Power drift (%)</b>	-3.450000
<b>Ambient Temperature:</b>	22.3°C
<b>Liquid Temperature:</b>	22.8°C
<b>ConvF:</b>	22.11
<b>Duty cycle:</b>	1:1.06

<b>SURFACE SAR</b>	<b>VOLUME SAR</b>
--------------------	-------------------

**NOTE:** This document is issued by MORLAB, the test report shall not be reproduced except in full without prior written permission of the company. The test results apply only to the particular sample(s) tested and to the specific tests carried out which is available on request for validation and information confirmed at our website.

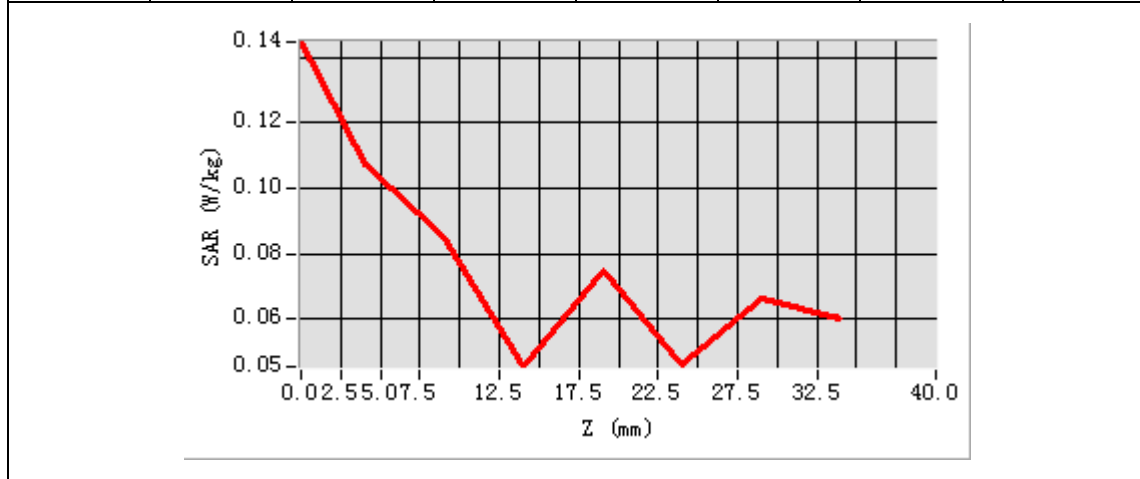


Maximum location: X=23.00, Y=7.00

SAR Peak: 0.23 W/kg

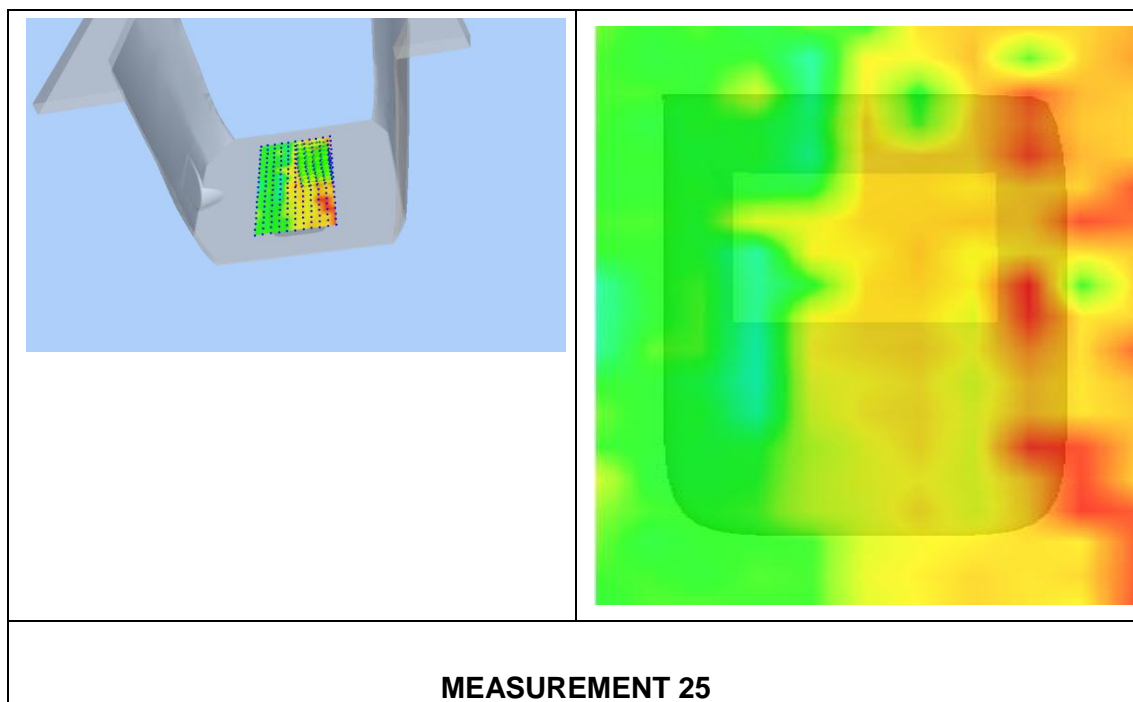
SAR 10g (W/Kg)	0.090290
SAR 1g (W/Kg)	0.124136

Z (mm)	0.00	4.00	9.00	14.00	19.00	24.00	29.00
SAR (W/Kg)	0.1446	0.1076	0.0851	0.0455	0.0749	0.0462	0.0665



3D screen shot	Hot spot position

**NOTE:** This document is issued by MORLAB, the test report shall not be reproduced except in full without prior written permission of the company. The test results apply only to the particular sample(s) tested and to the specific tests carried out which is available on request for validation and information confirmed at our website.



Type: Phone measurement (Complete)

Area scan resolution: dx=8mm,dy=8mm

Zoom scan resolution: dx=4mm, dy=4mm, dz=2mm

Date of measurement: 2017.11.30

Measurement duration: 18 minutes 11 seconds

#### A. Experimental conditions.

<u>Phantom File</u>	surf_sam_plan.txt
<u>Phantom</u>	Left head
<u>Device Position</u>	Cheek
<u>Band</u>	IEEE 802.11a
<u>Channels</u>	Middle
<u>Signal</u>	DSSS

#### B. SAR Measurement Results

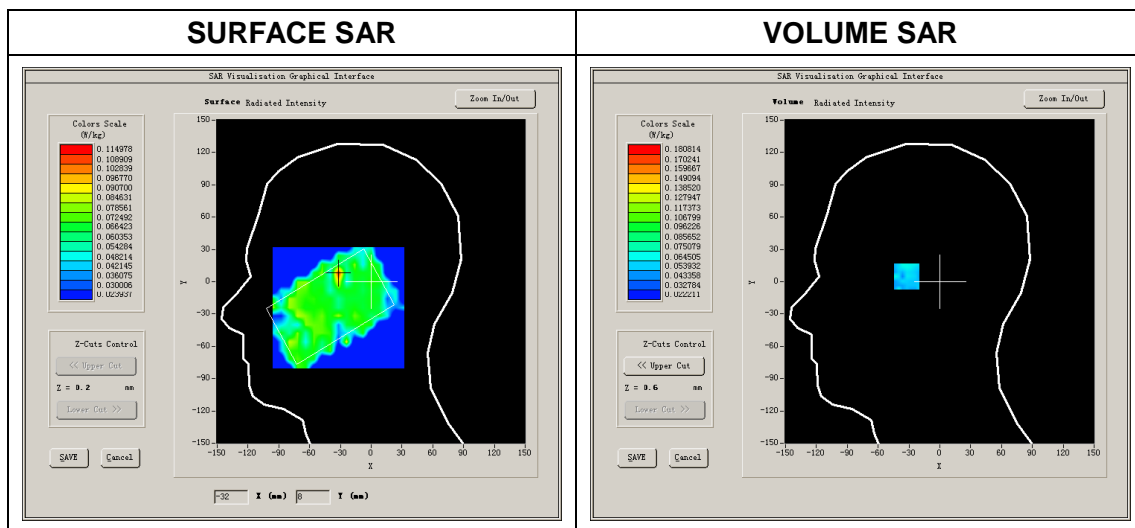
Middle Band SAR (Channel 60):

<b>Frequency (MHz)</b>	5300.000000
<b>Relative permittivity (real part)</b>	35.961123
<b>Conductivity (S/m)</b>	4.760144
<b>Power drift (%)</b>	-3.450000
<b>Ambient Temperature:</b>	22.3°C

**NOTE:** This document is issued by MORLAB, the test report shall not be reproduced except in full without prior written permission of the company. The test results apply only to the particular sample(s) tested and to the specific tests carried out which is available on request for validation and information confirmed at our website.



<b>Liquid Temperature:</b>	22.8°C
<b>ConvF:</b>	21.61
<b>Duty cycle:</b>	1:1.029



**Maximum location: X=-32.00, Y=7.00**

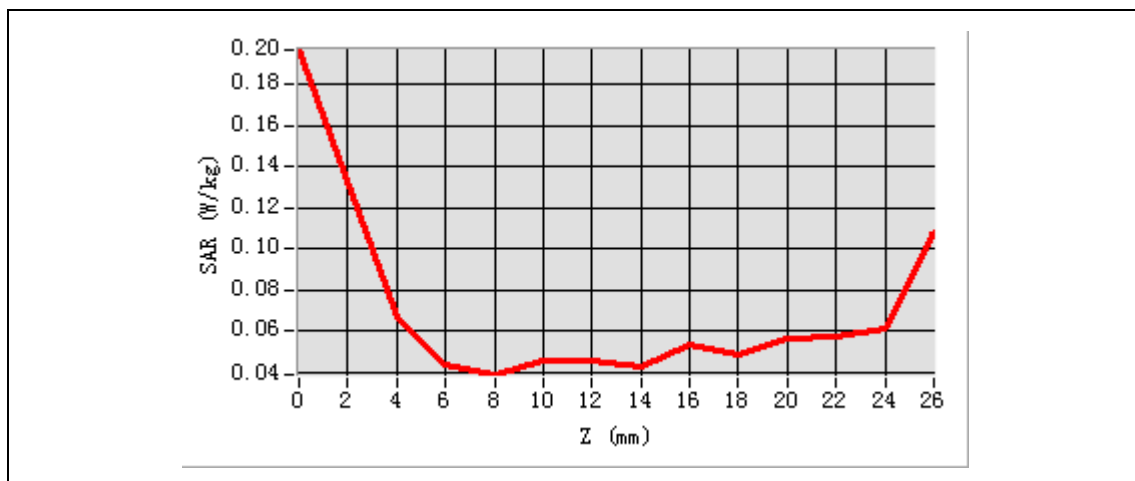
**SAR Peak: 0.24 W/kg**

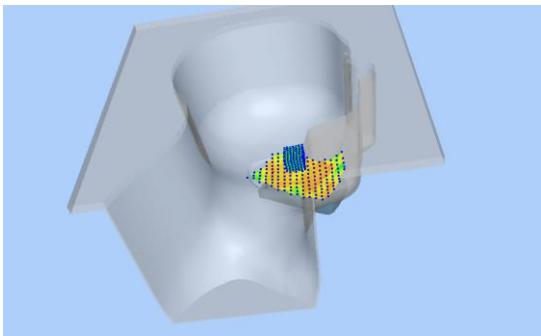
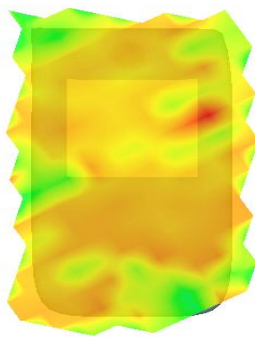
<b>SAR 10g (W/Kg)</b>	0.055646
<b>SAR 1g (W/Kg)</b>	0.070180

Z (m)	0.00	4.00	6.00	8.00	10.0	12.0	14.0	16.0	18.0	20.0	22.0	24.0
SA	0.19	0.06	0.04	0.03	0.04	0.04	0.04	0.05	0.04	0.05	0.05	0.06
R (W/Kg)	66	65	30	86	57	55	21	31	85	60	70	11

**NOTE:** This document is issued by MORLAB, the test report shall not be reproduced except in full without prior written permission of the company. The test results apply only to the particular sample(s) tested and to the specific tests carried out which is available on request for validation and information confirmed at our website.





3D screen shot	Hot spot position
	

**MEASUREMENT 26**

Type: Phone measurement (Complete)  
 Area scan resolution: dx=8mm,dy=8mm  
 Zoom scan resolution: dx=4mm, dy=4mm, dz=2mm  
 Date of measurement: 2017.11.30  
 Measurement duration: 18 minutes 44 seconds

**A. Experimental conditions.**

<u>Phantom File</u>	<u>surf_sam_plan.txt</u>
<u>Phantom</u>	<u>Validation plane</u>

**NOTE:** This document is issued by MORLAB, the test report shall not be reproduced except in full without prior written permission of the company. The test results apply only to the particular sample(s) tested and to the specific tests carried out which is available on request for validation and information confirmed at our website.

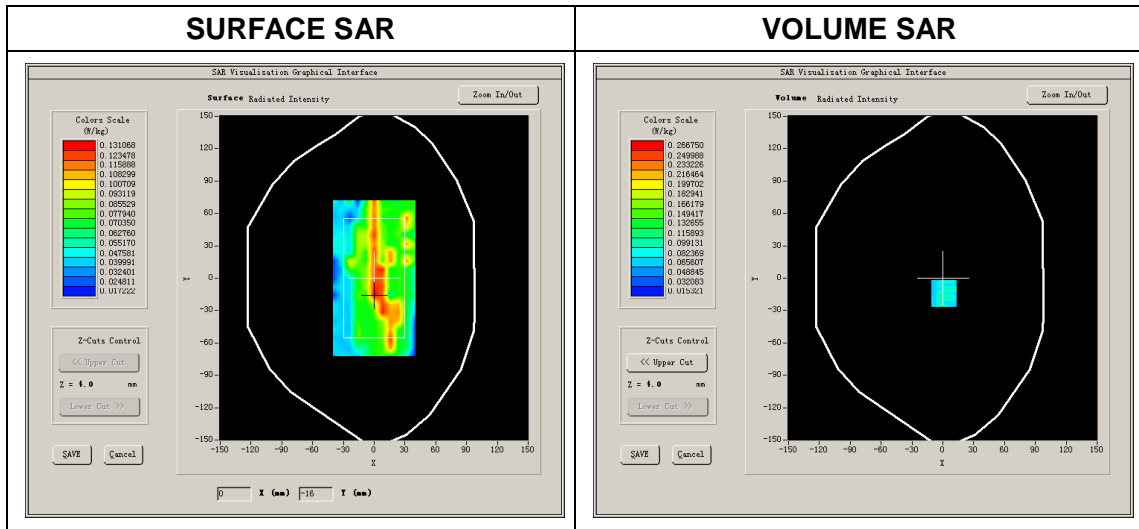


<u>Device Position</u>	<u>Body</u>
<u>Band</u>	<u>IEEE 802.11a</u>
<u>Channels</u>	<u>Middle</u>
<u>Signal</u>	<u>DSSS</u>

**B. SAR Measurement Results**

Middle Band SAR (Channel 60):

<b>Frequency (MHz)</b>	5300.000000
<b>Relative permittivity (real part)</b>	48.214355
<b>Conductivity (S/m)</b>	5.435677
<b>Power drift (%)</b>	-3.450000
<b>Ambient Temperature:</b>	22.3°C
<b>Liquid Temperature:</b>	22.8°C
<b>ConvF:</b>	22.11
<b>Duty cycle:</b>	1:1.029



**Maximum location: X=23.00, Y=1.00**

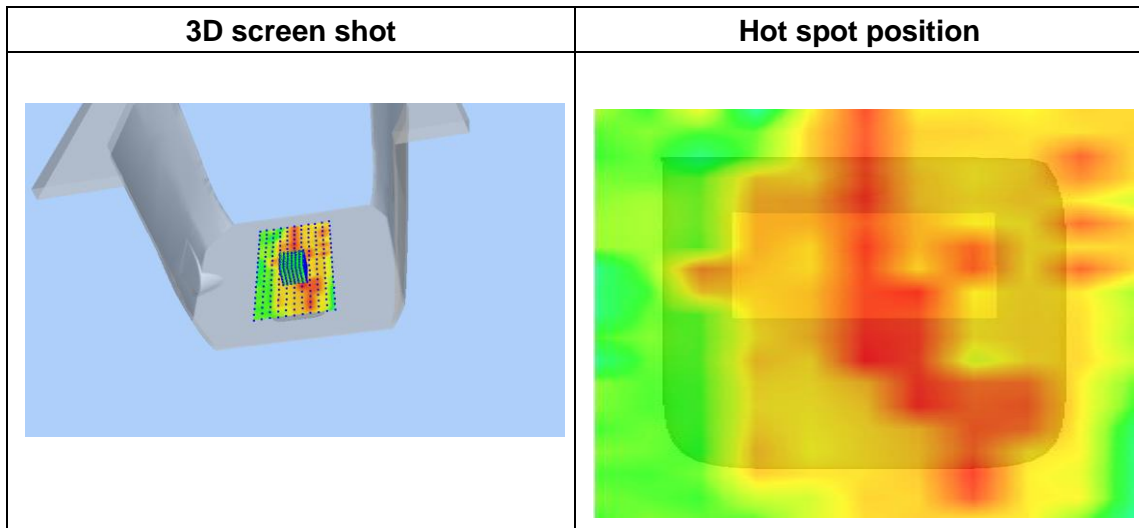
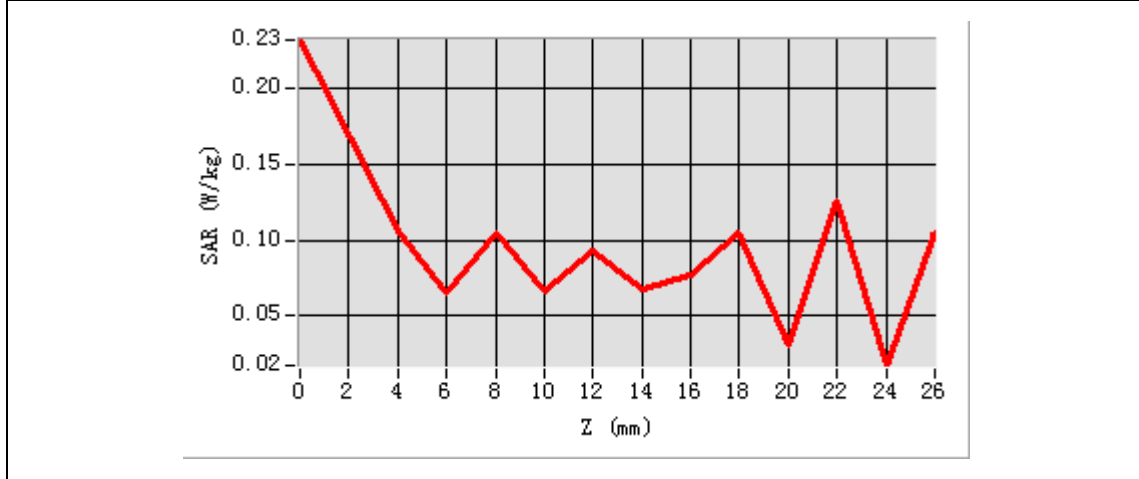
**SAR Peak: 0.38 W/kg**

<b>SAR 10g (W/Kg)</b>	0.092375
<b>SAR 1g (W/Kg)</b>	0.119617

<b>Z (m)</b>	<b>0.00</b>	<b>4.00</b>	<b>6.00</b>	<b>8.00</b>	<b>10.0</b>	<b>12.0</b>	<b>14.0</b>	<b>16.0</b>	<b>18.0</b>	<b>20.0</b>	<b>22.0</b>	<b>24.0</b>
<b>SA</b>	<b>0.23</b>	<b>0.10</b>	<b>0.06</b>	<b>0.10</b>	<b>0.06</b>	<b>0.09</b>	<b>0.06</b>	<b>0.07</b>	<b>0.10</b>	<b>0.03</b>	<b>0.12</b>	<b>0.01</b>

**NOTE:** This document is issued by MORLAB, the test report shall not be reproduced except in full without prior written permission of the company. The test results apply only to the particular sample(s) tested and to the specific tests carried out which is available on request for validation and information confirmed at our website.

R (W/ Kg)	23	67	55	42	66	22	74	63	48	03	62	71
-----------------	----	----	----	----	----	----	----	----	----	----	----	----



**NOTE:** This document is issued by MORLAB, the test report shall not be reproduced except in full without prior written permission of the company. The test results apply only to the particular sample(s) tested and to the specific tests carried out which is available on request for validation and information confirmed at our website.

**MEASUREMENT 27**

Type: Phone measurement (Complete)

Area scan resolution: dx=8mm,dy=8mm

Zoom scan resolution: dx=4mm, dy=4mm, dz=2mm

Date of measurement: 2017.11.30

Measurement duration: 17 minutes 25 seconds

**A. Experimental conditions.**

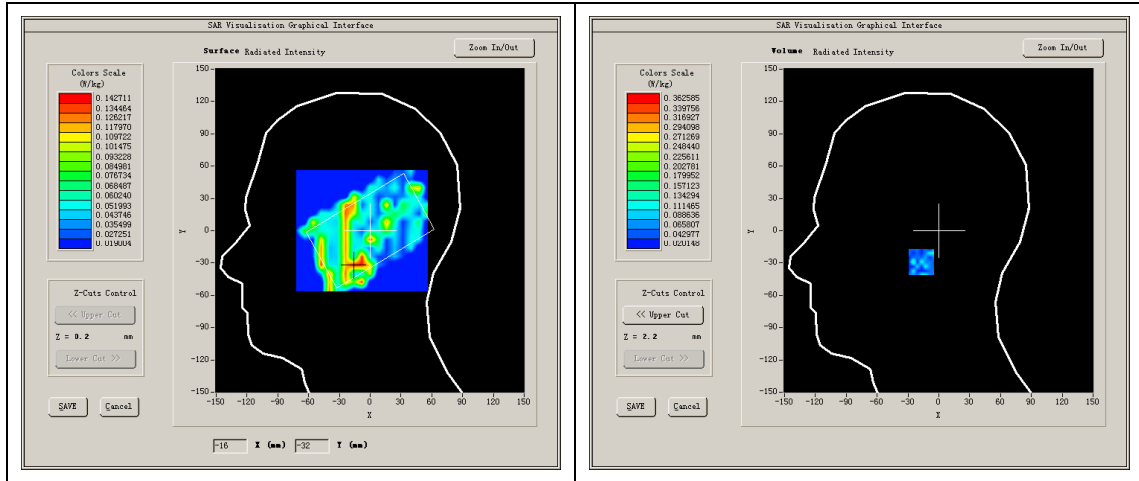
<b><u>Phantom File</u></b>	<u>surf_sam_plan.txt</u>
<b><u>Phantom</u></b>	<u>Left head</u>
<b><u>Device Position</u></b>	<u>Tilt</u>
<b><u>Band</u></b>	<u>IEEE 802.11n HT-40</u>
<b><u>Channels</u></b>	<u>Low</u>
<b><u>Signal</u></b>	<u>OFDM</u>

**B. SAR Measurement Results**Low Band SAR (Channel 151):

<b>Frequency (MHz)</b>	5755.000000
<b>Relative permittivity (real part)</b>	35.457722
<b>Conductivity (S/m)</b>	5.291123
<b>Power drift (%)</b>	-3.450000
<b>Ambient Temperature:</b>	22.3°C
<b>Liquid Temperature:</b>	22.8°C
<b>ConvF:</b>	22.42
<b>Duty cycle:</b>	1:1.060

<b>SURFACE SAR</b>	<b>VOLUME SAR</b>
--------------------	-------------------

**NOTE:** This document is issued by MORLAB, the test report shall not be reproduced except in full without prior written permission of the company. The test results apply only to the particular sample(s) tested and to the specific tests carried out which is available on request for validation and information confirmed at our website.

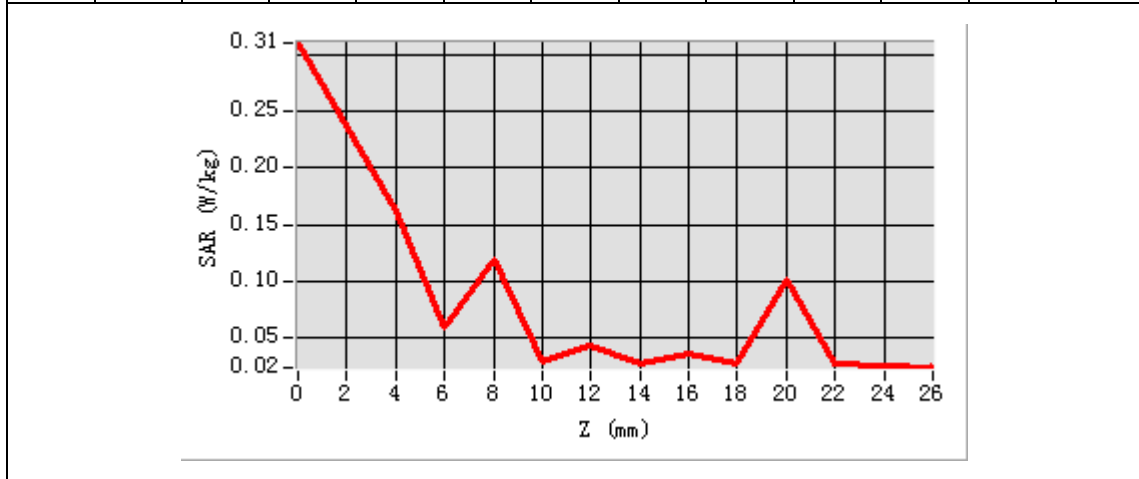


Maximum location: X=-8.00, Y=-29.00

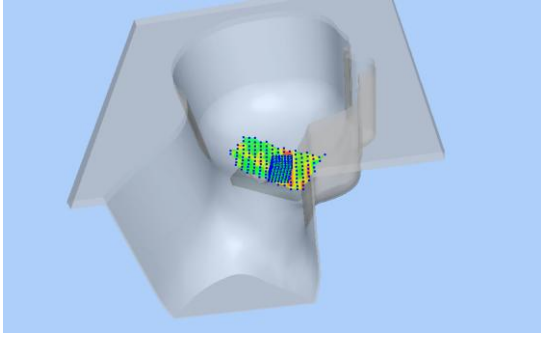
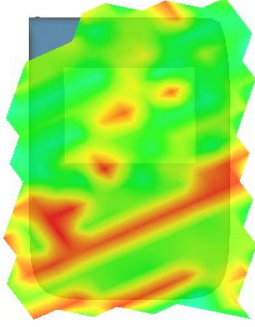
SAR Peak: 0.36 W/kg

SAR 10g (W/Kg)	0.052642
SAR 1g (W/Kg)	0.071924

Z (m)	0.00	4.00	6.00	8.00	10.0	12.0	14.0	16.0	18.0	20.0	22.0	24.0
SAR (W/Kg)	0.3098	0.1609	0.0599	0.1203	0.0294	0.0443	0.0287	0.0375	0.0282	0.1025	0.0283	0.0260



**NOTE:** This document is issued by MORLAB, the test report shall not be reproduced except in full without prior written permission of the company. The test results apply only to the particular sample(s) tested and to the specific tests carried out which is available on request for validation and information confirmed at our website.

3D screen shot	Hot spot position
	

**NOTE:** This document is issued by MORLAB, the test report shall not be reproduced except in full without prior written permission of the company. The test results apply only to the particular sample(s) tested and to the specific tests carried out which is available on request for validation and information confirmed at our website.

**MEASUREMENT 28**

Type: Phone measurement (Complete)

Area scan resolution: dx=8mm,dy=8mm

Zoom scan resolution: dx=4mm, dy=4mm, dz=2mm

Date of measurement: 2017.11.30

Measurement duration: 18 minutes 40 seconds

**A. Experimental conditions.**

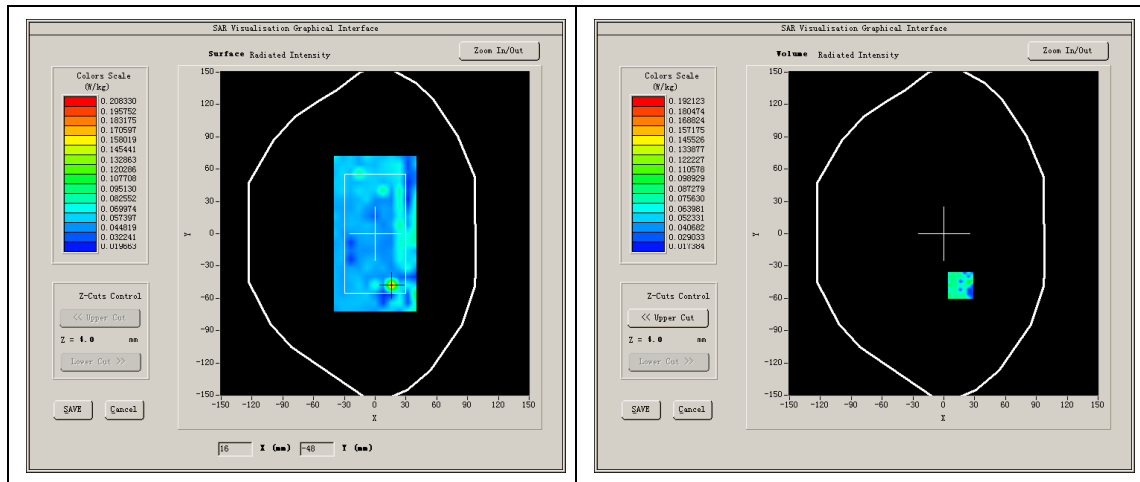
<b><u>Phantom File</u></b>	<u>surf_sam_plan.txt</u>
<b><u>Phantom</u></b>	<u>Validation plane</u>
<b><u>Device Position</u></b>	<u>Body</u>
<b><u>Band</u></b>	<u>IEEE 802.11n HT-40</u>
<b><u>Channels</u></b>	<u>Low</u>
<b><u>Signal</u></b>	<u>OFDM</u>

**B. SAR Measurement Results**Low Band SAR (Channel 151):

<b>Frequency (MHz)</b>	5755.000000
<b>Relative permittivity (real part)</b>	48.110556
<b>Conductivity (S/m)</b>	5.910036
<b>Power drift (%)</b>	-3.450000
<b>Ambient Temperature:</b>	22.3°C
<b>Liquid Temperature:</b>	22.8°C
<b>ConvF:</b>	23.02
<b>Duty cycle:</b>	1:1.060

<b>SURFACE SAR</b>	<b>VOLUME SAR</b>
--------------------	-------------------

**NOTE:** This document is issued by MORLAB, the test report shall not be reproduced except in full without prior written permission of the company. The test results apply only to the particular sample(s) tested and to the specific tests carried out which is available on request for validation and information confirmed at our website.

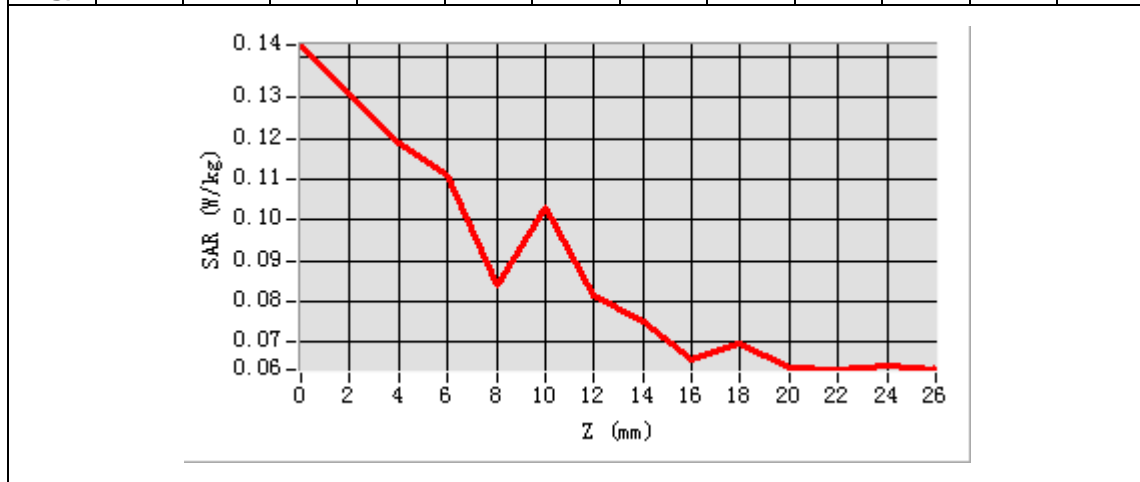


Maximum location: X=2.00, Y=42.00

SAR Peak: 0.38 W/kg

SAR 10g (W/Kg)	0.074708
SAR 1g (W/Kg)	0.095615

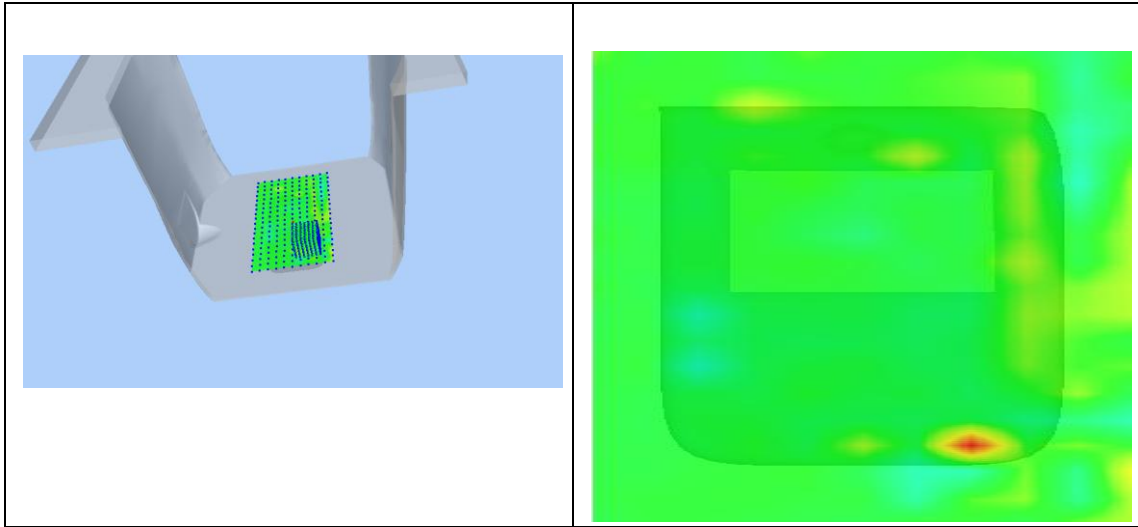
Z (m)	0.00	4.00	6.00	8.00	10.0	12.0	14.0	16.0	18.0	20.0	22.0	24.0
					0	0	0	0	0	0	0	0
SAR (W/Kg)	0.1430	0.1189	0.1109	0.0841	0.1033	0.0815	0.0749	0.0657	0.0698	0.0636	0.0634	0.0643



3D screen shot	Hot spot position
----------------	-------------------

**NOTE:** This document is issued by MORLAB, the test report shall not be reproduced except in full without prior written permission of the company. The test results apply only to the particular sample(s) tested and to the specific tests carried out which is available on request for validation and information confirmed at our website.





**NOTE:** This document is issued by MORLAB, the test report shall not be reproduced except in full without prior written permission of the company. The test results apply only to the particular sample(s) tested and to the specific tests carried out which is available on request for validation and information confirmed at our website.