Mode	73
	Band Edge - L
	U-NII-2C_5.47-5.725_802.11be EHT80_CH106_5530MHz
ANT	1+2

Pol.	Vertical	Fundamental
Peak	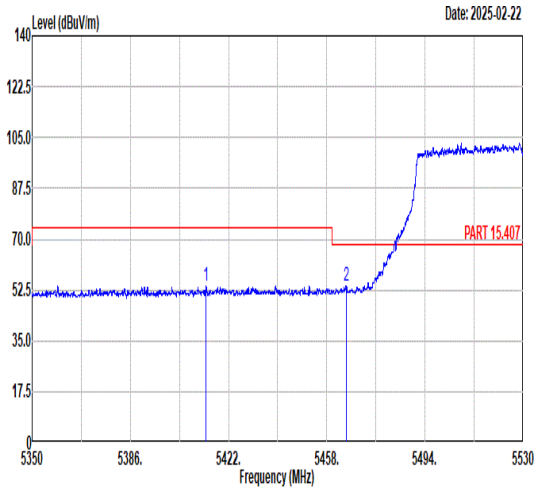 Freq Level Limit Line Margin (dB) Read Level Ant Factor Cable Loss Preamp Factor APos TPos Remark 1 5413.63 53.96 74.00 -20.04 39.74 35.97 10.93 32.68 116 172 PEAK 2 5465.13 53.79 68.30 -14.51 39.38 35.96 11.14 32.69 116 172 PEAK	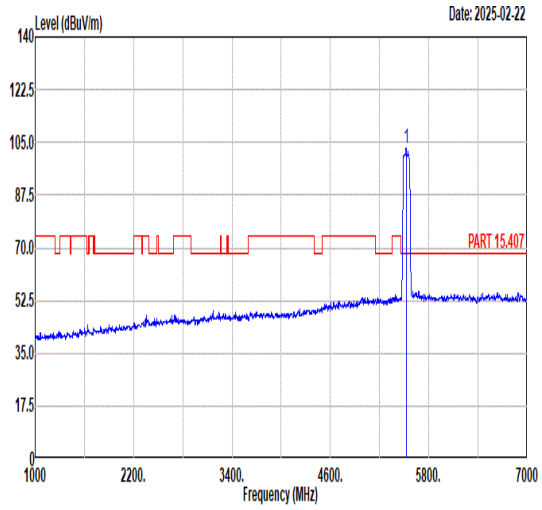 Freq Level Limit Line Margin (dB) Read Level Ant Factor Cable Loss Preamp Factor APos TPos Remark 1 5530.00 103.21 ------ ------ 88.41 36.14 11.37 32.71 116 172 PEAK
Avg	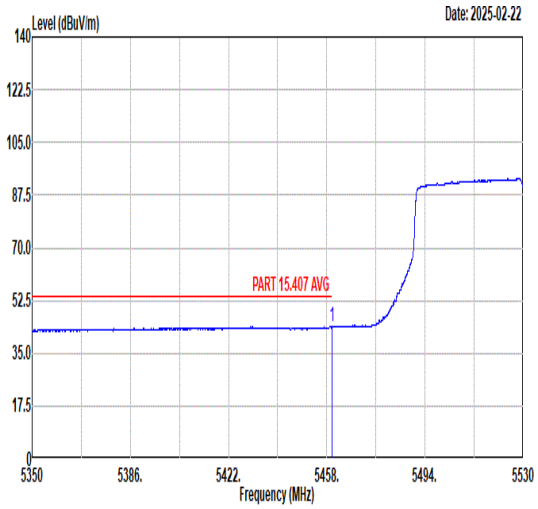 Freq Level Limit Line Margin (dB) Read Level Ant Factor Cable Loss Preamp Factor APos TPos Remark 1 5459.98 43.83 54.00 -10.17 29.46 35.94 11.12 32.69 116 172 AVERAGE	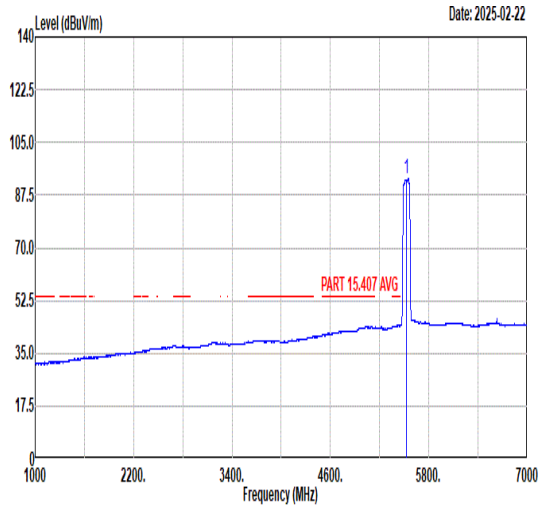 Freq Level Limit Line Margin (dB) Read Level Ant Factor Cable Loss Preamp Factor APos TPos Remark 1 5530.00 92.85 ------ ------ 77.87 36.20 11.50 32.72 116 172 AVERAGE

Mode	73	
	Band Edge - R	
	U-NII-2C_5.47-5.725_802.11be EHT80_CH106_5530MHz	
ANT	1+2	
Pol.	Vertical	Fundamental
Peak	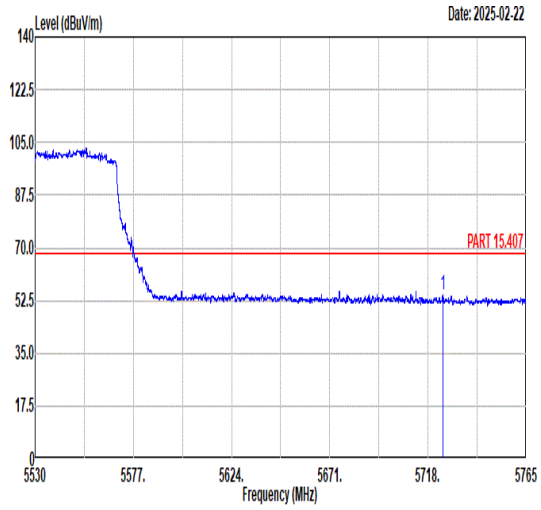 Freq Level Limit Line Margin (dB) Read Level Ant Factor Cable Loss Preamp Factor APos TPos Remark MHz dBuV/m dBuV/m dBuV dB/m dB dB cm deg 1 5725.19 54.54 68.30 -13.76 39.03 36.65 11.65 32.79 116 172 PEAK	Blank

Mode	74	
	Band Edge - L	
	U-NII-2C_5.47-5.725_802.11be EHT80_CH122_5610MHz	
ANT	1+2	
Pol.	Horizontal	Fundamental
Peak	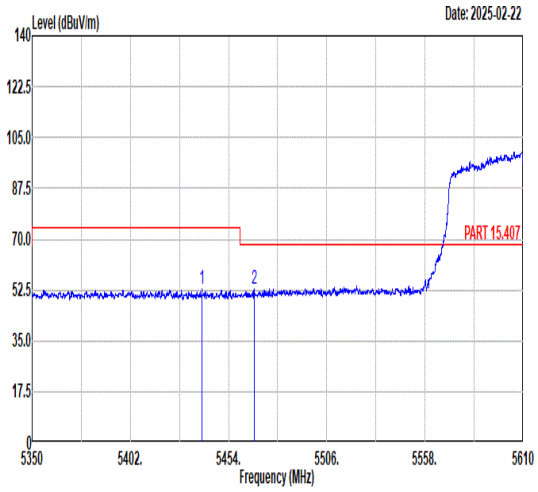 Freq Level Limit Line Margin (dB) Read Level Ant Factor Cable Loss Preamp Factor APos TPos Remark MHz dBuV/m dBuV/m dBuV dB/m dB dB cm deg 1 5439.86 52.68 74.00 -21.32 38.41 35.92 11.04 32.69 400 125 PEAK 2 5467.68 52.86 68.30 -15.44 38.43 35.97 11.15 32.69 400 125 PEAK	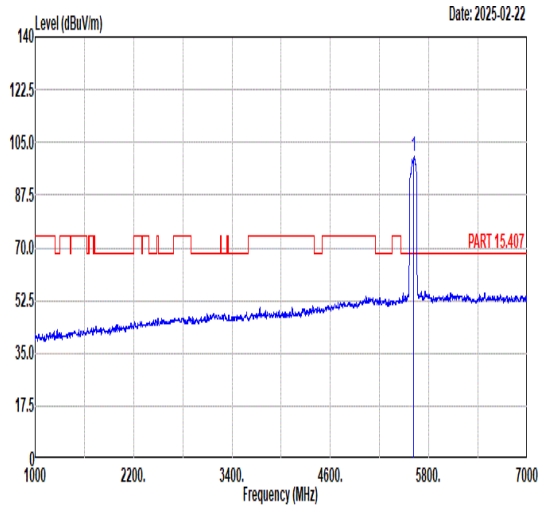 Freq Level Limit Line Margin (dB) Read Level Ant Factor Cable Loss Preamp Factor APos TPos Remark MHz dBuV/m dBuV/m dBuV dB/m dB dB cm deg 1 5610.00 100.20 ------ ------ 84.86 36.39 11.70 32.75 400 125 PEAK
Avg	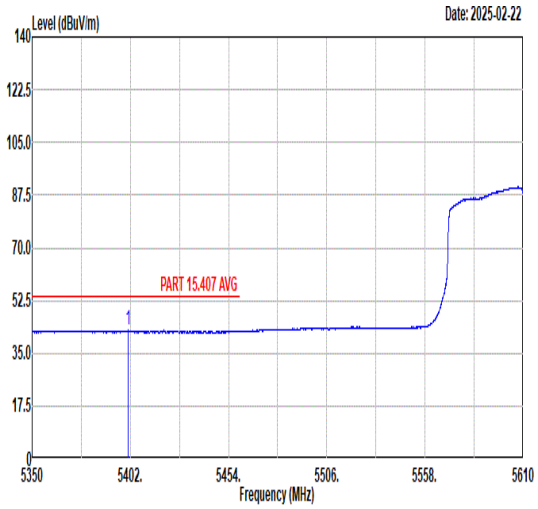 Freq Level Limit Line Margin (dB) Read Level Ant Factor Cable Loss Preamp Factor APos TPos Remark MHz dBuV/m dBuV/m dBuV dB/m dB dB cm deg 1 5400.86 42.61 54.00 -11.39 28.39 36.00 10.90 32.68 400 125 AVERAGE	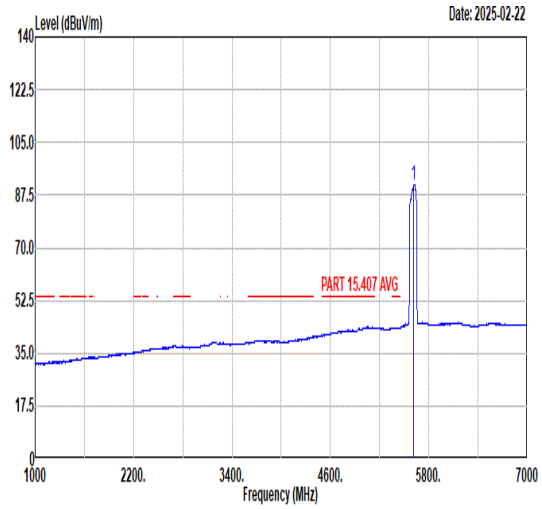 Freq Level Limit Line Margin (dB) Read Level Ant Factor Cable Loss Preamp Factor APos TPos Remark MHz dBuV/m dBuV/m dBuV dB/m dB dB cm deg 1 5610.00 90.83 ------ ------ 75.49 36.39 11.70 32.75 400 125 AVERAGE

Mode	74	
	Band Edge - R	
	U-NII-2C_5.47-5.725_802.11be EHT80_CH122_5610MHz	
ANT	1+2	
Pol.	Horizontal	Fundamental
Peak	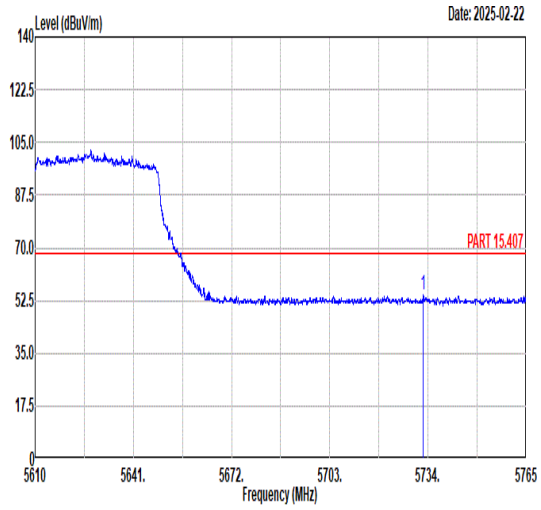 Freq Level Limit Line Margin (dB) Read Level Ant Factor Cable Loss Preamp Factor APos TPos Remark MHz dBuV/m dBuV/m dBuV dB/m dB dB cm deg 1 5732.53 54.25 68.30 -14.05 38.72 36.67 11.65 32.79 400 125 PEAK	Blank

Mode	74	
	Band Edge - L	
	U-NII-2C_5.47-5.725_802.11be EHT80_CH122_5610MHz	
ANT	1+2	
Pol.	Vertical	Fundamental
Peak	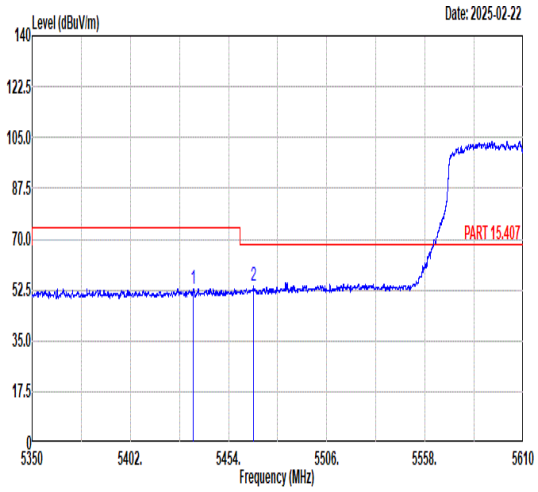 Freq Level Limit Line Margin (dB) Read Level Ant Factor Cable Loss Preamp Factor APos TPos Remark MHz dBuV/m dBuV/m dBuV dB/m dB dB cm deg 1 5435.44 52.89 74.00 -21.11 38.63 35.93 11.02 32.69 118 171 PEAK 2 5467.13 54.03 68.30 -14.27 39.60 35.97 11.15 32.69 118 171 PEAK	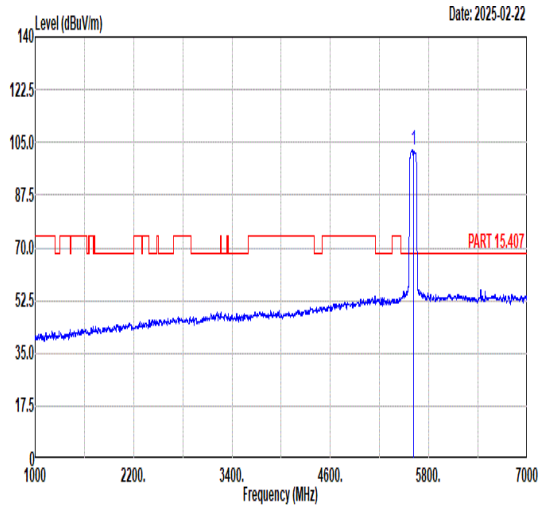 Freq Level Limit Line Margin (dB) Read Level Ant Factor Cable Loss Preamp Factor APos TPos Remark MHz dBuV/m dBuV/m dBuV dB/m dB dB cm deg 1 5610.00 102.53 ------ ------ 87.27 36.30 11.70 32.74 118 171 PEAK
Avg	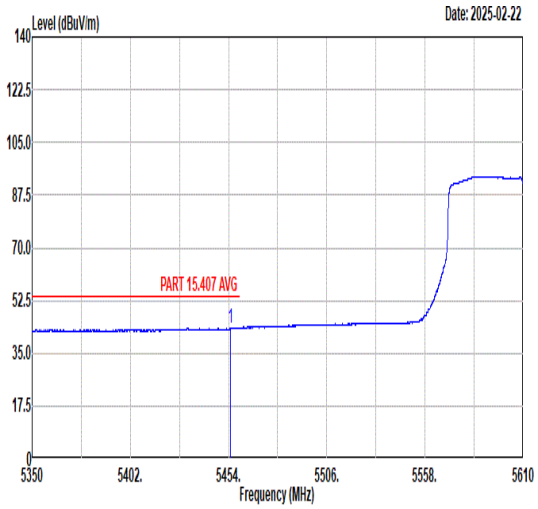 Freq Level Limit Line Margin (dB) Read Level Ant Factor Cable Loss Preamp Factor APos TPos Remark MHz dBuV/m dBuV/m dBuV dB/m dB dB cm deg 1 5454.94 43.42 54.00 -10.58 29.09 35.92 11.10 32.69 118 171 AVERAGE	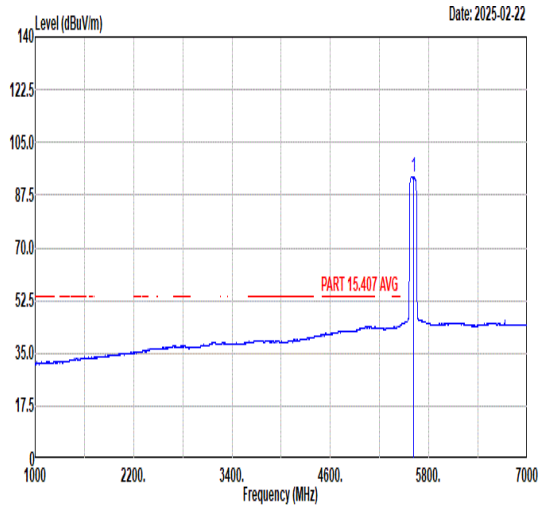 Freq Level Limit Line Margin (dB) Read Level Ant Factor Cable Loss Preamp Factor APos TPos Remark MHz dBuV/m dBuV/m dBuV dB/m dB dB cm deg 1 5610.00 93.57 ------ ------ 78.38 36.28 11.65 32.74 118 171 AVERAGE

Mode	74	
	Band Edge - R	
	U-NII-2C_5.47-5.725_802.11be EHT80_CH122_5610MHz	
ANT	1+2	
Pol.	Vertical	Fundamental
Peak	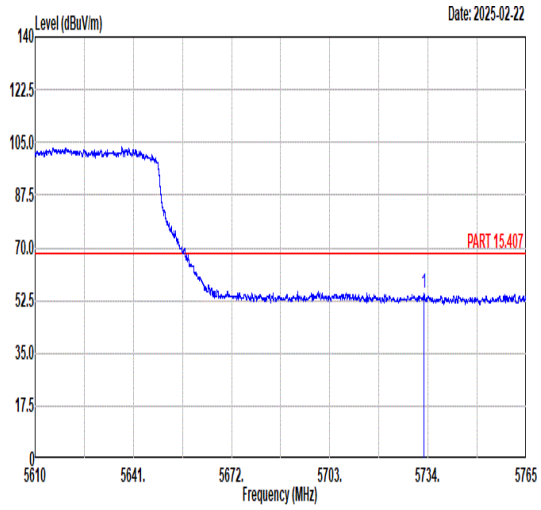 Freq Level Limit Line Margin (dB) Read Level Ant Factor Cable Loss Preamp Factor APos TPos Remark MHz dBuV/m dBuV/m dBuV dB/m dB dB cm deg 1 5732.70 54.93 68.30 -13.37 39.40 36.67 11.65 32.79 118 171 PEAK	Blank

Mode	75	
	Band Edge - L	
	U-NII-2A_5.25-5.35_802.11be EHT160_CH50_5250MHz	
ANT	1+2	
Pol.	Horizontal	Fundamental
Peak	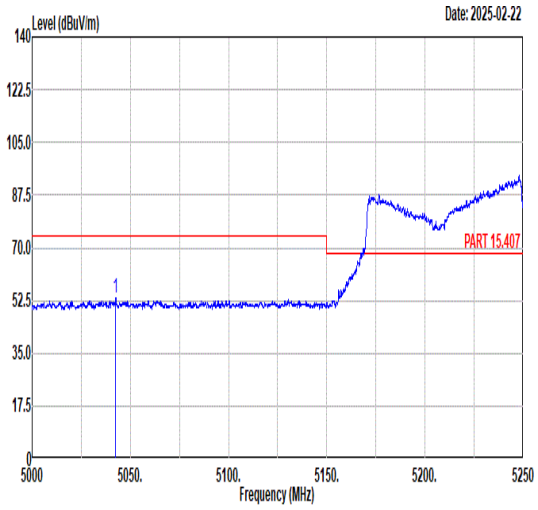 Freq Level Limit Line Margin (dB) Read Level Ant Factor Cable Loss Preamp Factor APos TPos Remark 1 5042.38 53.42 74.00 -20.58 39.08 35.80 11.15 32.61 400 125 PEAK	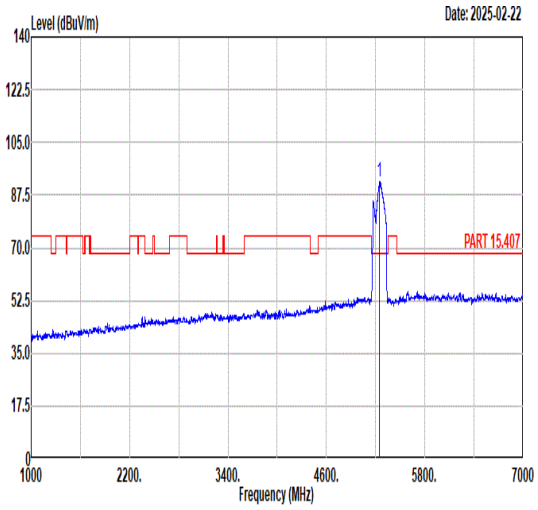 Freq Level Limit Line Margin (dB) Read Level Ant Factor Cable Loss Preamp Factor APos TPos Remark 1 5250.00 92.07 ------ ------ 77.90 35.80 11.02 32.65 400 125 PEAK
Avg	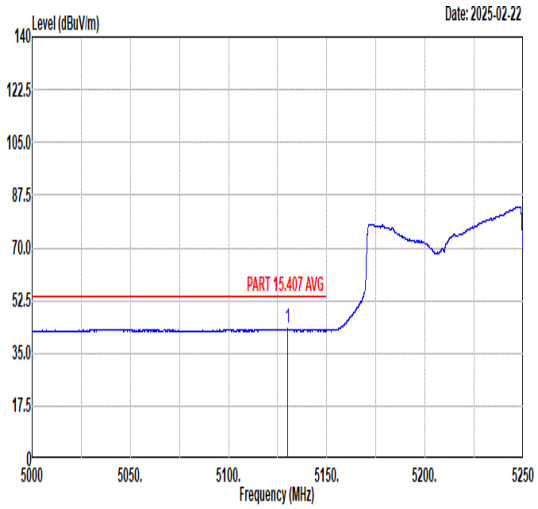 Freq Level Limit Line Margin (dB) Read Level Ant Factor Cable Loss Preamp Factor APos TPos Remark 1 5129.88 43.07 54.00 -10.93 28.86 35.74 11.10 32.63 400 125 AVERAGE	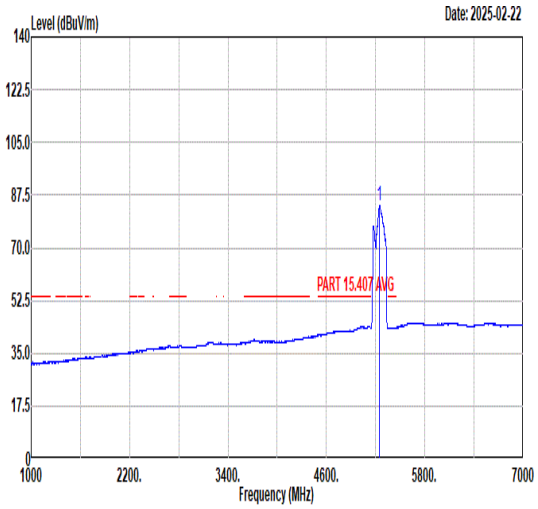 Freq Level Limit Line Margin (dB) Read Level Ant Factor Cable Loss Preamp Factor APos TPos Remark 1 5250.00 84.05 ------ ------ 69.88 35.80 11.02 32.65 400 125 AVERAGE

Mode	75	
	Band Edge - R	
	U-NII-2A_5.25-5.35_802.11be EHT160_CH50_5250MHz	
ANT	1+2	
Pol.	Horizontal	Fundamental
Peak	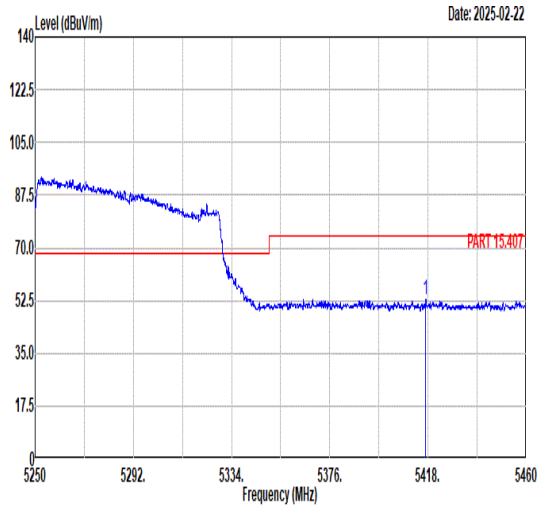 Limit Margin Read Ant Cable Preamp APos TPos Freq Level Line (dB) Level Factor Loss Factor Remark MHz dBuV/m dBuV/m dBuV dB/m dB dB cm deg 1 5417.06 52.84 74.00 -21.16 38.61 35.97 10.94 32.68 400 125 PEAK	Blank
Avg	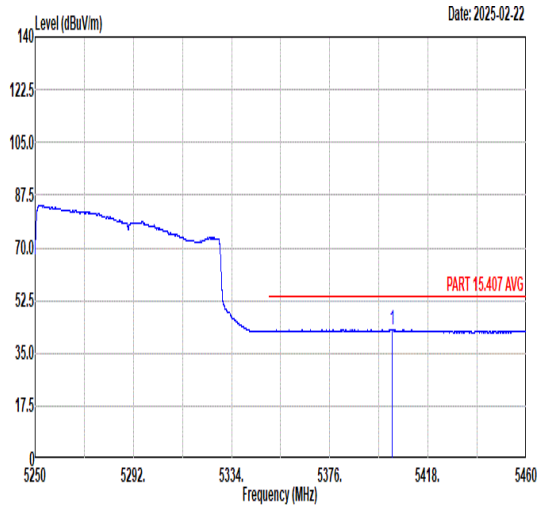 Limit Margin Read Ant Cable Preamp APos TPos Freq Level Line (dB) Level Factor Loss Factor Remark MHz dBuV/m dBuV/m dBuV dB/m dB dB cm deg 1 5402.80 43.01 54.00 -10.99 28.80 35.99 10.90 32.68 400 125 AVERAGE	Blank

Mode	75	
	Band Edge - L	
	U-NII-2A_5.25-5.35_802.11be EHT160_CH50_5250MHz	
ANT	1+2	
Pol.	Vertical	Fundamental
Peak	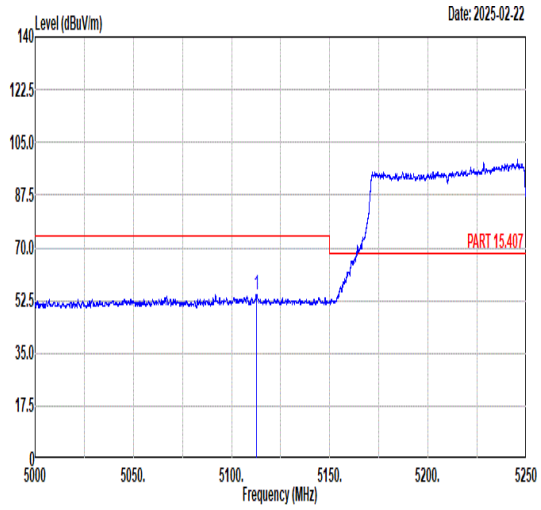 Freq Level Limit Line Margin (dB) Read Level Ant Factor Cable Loss Preamp Factor APos TPos Remark MHz dBuV/m dBuV/m dBuV dB/m dB dB cm deg 1 5112.88 54.47 74.00 -19.53 40.21 35.77 11.11 32.62 158 176 PEAK	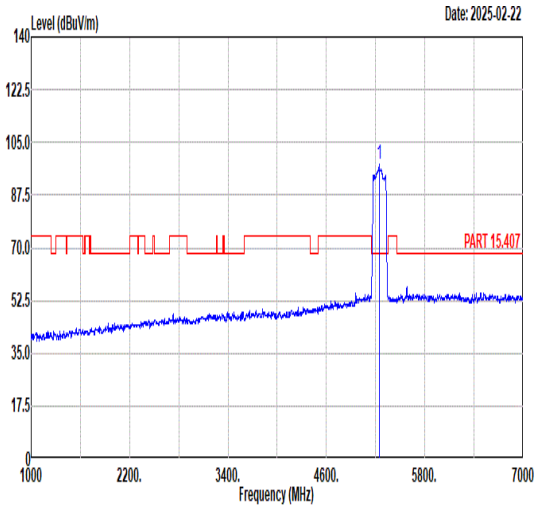 Freq Level Limit Line Margin (dB) Read Level Ant Factor Cable Loss Preamp Factor APos TPos Remark MHz dBuV/m dBuV/m dBuV dB/m dB dB cm deg 1 5250.00 97.54 ------ ------ 83.37 35.80 11.02 32.65 158 176 PEAK
Avg	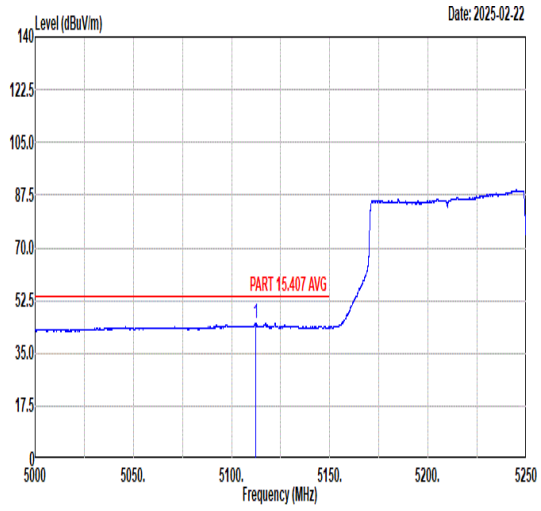 Freq Level Limit Line Margin (dB) Read Level Ant Factor Cable Loss Preamp Factor APos TPos Remark MHz dBuV/m dBuV/m dBuV dB/m dB dB cm deg 1 5112.38 45.16 54.00 -8.84 30.89 35.78 11.11 32.62 158 176 AVERAGE	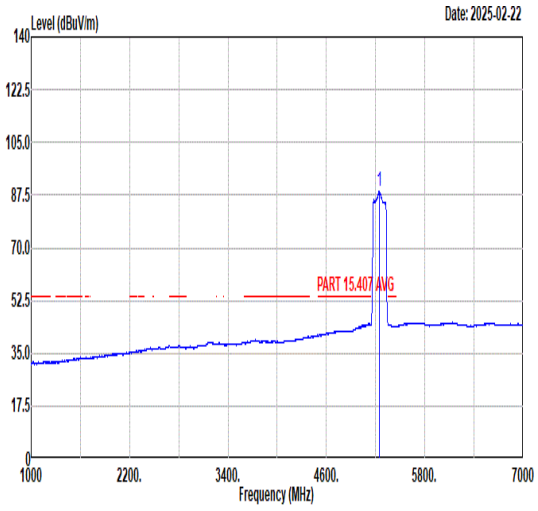 Freq Level Limit Line Margin (dB) Read Level Ant Factor Cable Loss Preamp Factor APos TPos Remark MHz dBuV/m dBuV/m dBuV dB/m dB dB cm deg 1 5250.00 88.72 ------ ------ 74.55 35.80 11.02 32.65 158 176 AVERAGE

Mode	75	
	Band Edge - R	
	U-NII-2A_5.25-5.35_802.11be EHT160_CH50_5250MHz	
ANT	1+2	
Pol.	Vertical	Fundamental
Peak	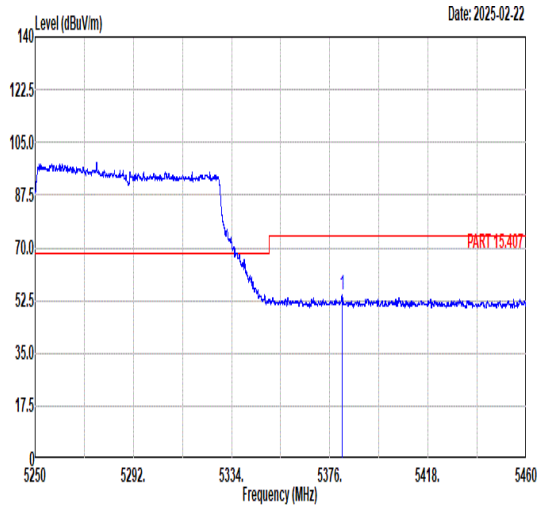 Freq Level Limit Line Margin (dB) Read Level Ant Factor Cable Loss Preamp Factor APos TPos Remark MHz dBuV/m dBuV/m dBuV dB/m dB dB cm deg 1 5381.38 54.53 74.00 -19.47 40.25 36.04 10.92 32.68 158 176 PEAK	Blank
Avg	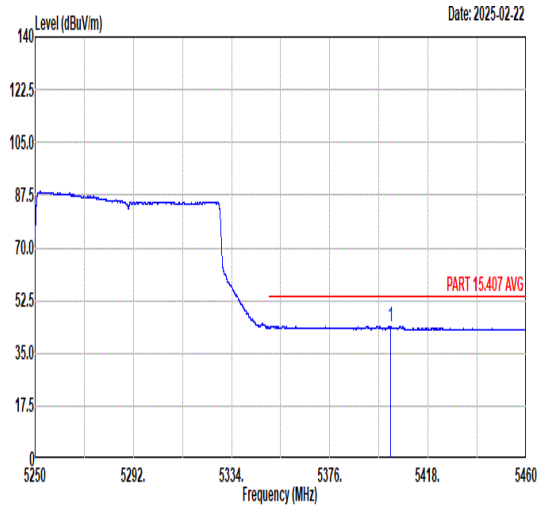 Freq Level Limit Line Margin (dB) Read Level Ant Factor Cable Loss Preamp Factor APos TPos Remark MHz dBuV/m dBuV/m dBuV dB/m dB dB cm deg 1 5401.94 44.06 54.00 -9.94 29.84 36.00 10.90 32.68 158 176 AVERAGE	Blank

Mode	75	
	Harmonic	
	U-NII-2A_5.25-5.35_802.11be EHT160_CH50_5250MHz	
ANT	1+2	
Pol.	Horizontal	Vertical
Peak Avg	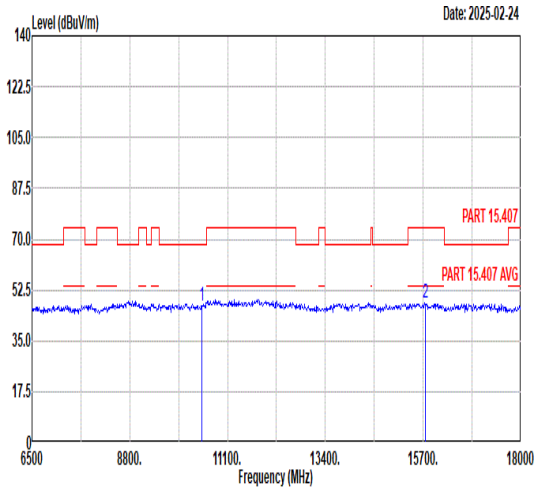 Freq Level Limit Line Margin Read Level Ant Factor Cable Loss Preamp Factor APos TPos Remark MHz dBuV/m dBuV/m dB dBuV dB/m dB dB cm deg 1 10500.00 47.19 68.30 -21.11 46.15 38.20 14.24 51.40 --- --- Peak 2 15750.00 47.83 74.00 -26.17 42.81 40.65 17.02 52.65 --- --- Peak	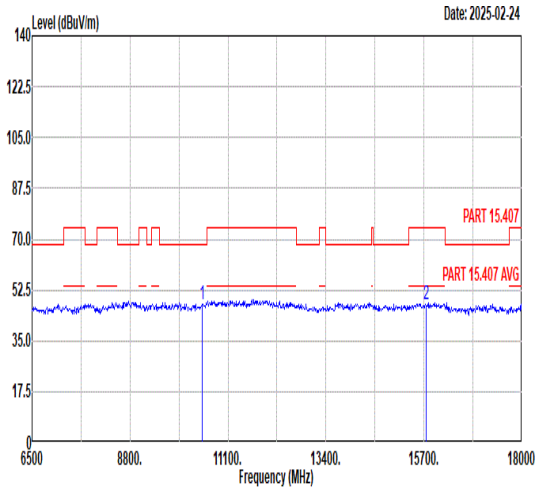 Freq Level Limit Line Margin Read Level Ant Factor Cable Loss Preamp Factor APos TPos Remark MHz dBuV/m dBuV/m dB dBuV dB/m dB dB cm deg 1 10500.00 47.69 68.30 -20.61 46.65 38.20 14.24 51.40 --- --- Peak 2 15750.00 47.31 74.00 -26.69 42.29 40.65 17.02 52.65 --- --- Peak

Mode	76	
	Band Edge - L	
	U-NII-2C_5.47-5.725_802.11be EHT160_CH114_5570MHz	
ANT	1+2	
Pol.	Horizontal	Fundamental
Peak	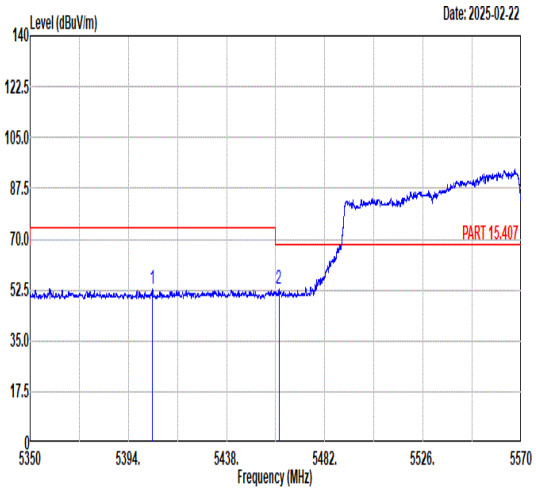 Freq Level Limit Line Margin (dB) Read Level Ant Factor Cable Loss Preamp Factor APos TPos Remark MHz dBuV/m dBuV/m dBuV dB/m dB dB cm deg 1 5404.89 52.74 74.00 -21.26 38.53 35.99 10.90 32.68 391 130 PEAK 2 5461.43 52.63 68.30 -15.67 38.24 35.95 11.13 32.69 391 130 PEAK	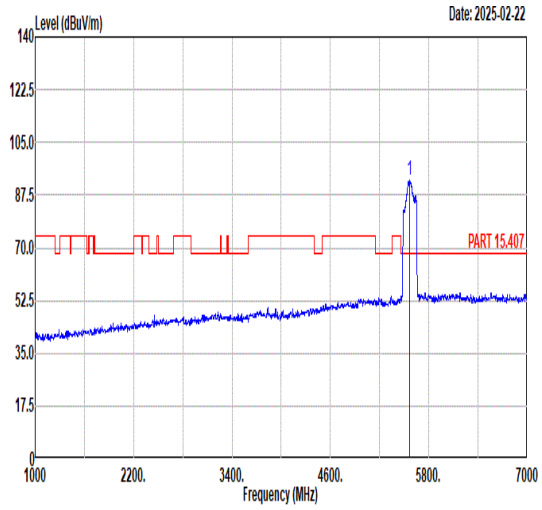 Freq Level Limit Line Margin (dB) Read Level Ant Factor Cable Loss Preamp Factor APos TPos Remark MHz dBuV/m dBuV/m dBuV dB/m dB dB cm deg 1 5570.00 92.49 ------ ------ 77.44 36.23 11.55 32.73 391 130 PEAK
Avg	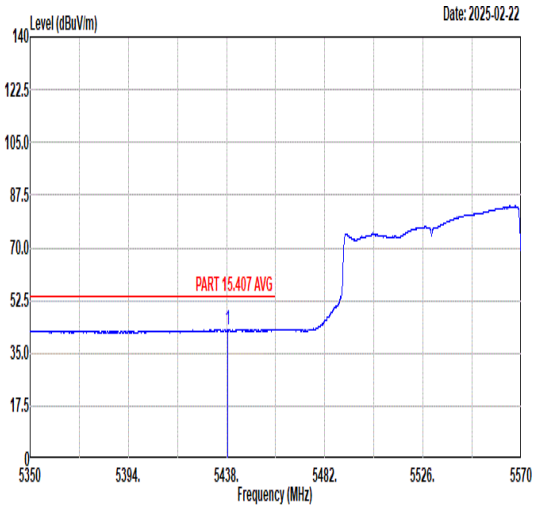 Freq Level Limit Line Margin (dB) Read Level Ant Factor Cable Loss Preamp Factor APos TPos Remark MHz dBuV/m dBuV/m dBuV dB/m dB dB cm deg 1 5438.55 43.05 54.00 -10.95 28.79 35.92 11.03 32.69 391 130 AVERAGE	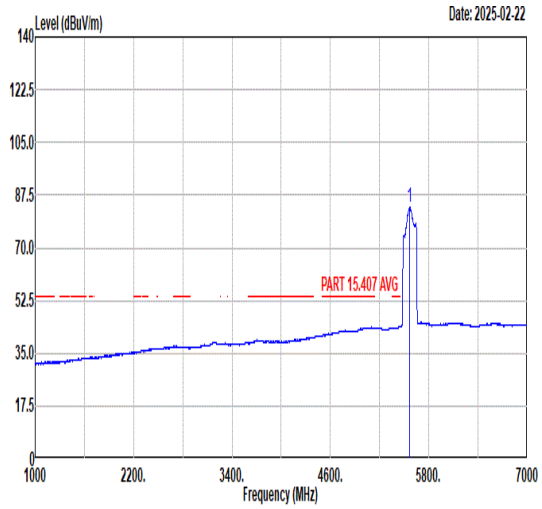 Freq Level Limit Line Margin (dB) Read Level Ant Factor Cable Loss Preamp Factor APos TPos Remark MHz dBuV/m dBuV/m dBuV dB/m dB dB cm deg 1 5570.00 83.53 ------ ------ 68.48 36.23 11.55 32.73 391 130 AVERAGE

Mode	76	
	Band Edge - R	
	U-NII-2C_5.47-5.725_802.11be EHT160_CH114_5570MHz	
ANT	1+2	
Pol.	Horizontal	Fundamental
Peak	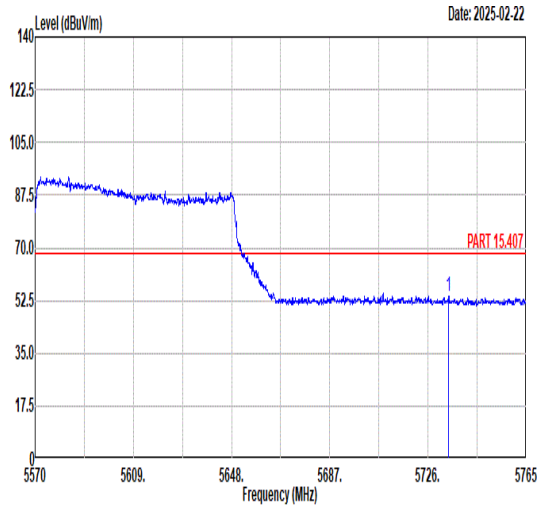 Freq Level Limit Line Margin (dB) Read Level Ant Factor Cable Loss Preamp Factor APos TPos Remark MHz dBuV/m dBuV/m dBuV dB/m dB dB cm deg 1 5734.11 54.01 68.30 -14.29 38.48 36.67 11.65 32.79 391 130 PEAK	Blank

Mode	76	
	Band Edge - L	
	U-NII-2C_5.47-5.725_802.11be EHT160_CH114_5570MHz	
ANT	1+2	
Pol.	Vertical	Fundamental
Peak	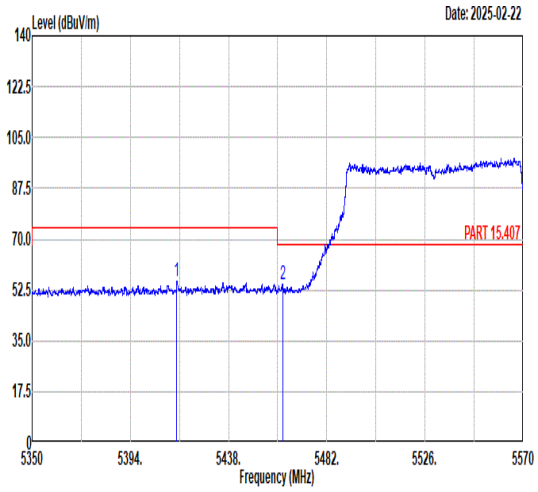 Freq Level Limit Line Margin (dB) Read Level Ant Factor Cable Loss Preamp Factor APos TPos Remark MHz dBuV/m dBuV/m dBuV dB/m dB dB cm deg 1 5414.81 55.26 74.00 -18.74 41.04 35.97 10.93 32.68 141 171 PEAK 2 5462.29 54.19 68.30 -14.11 39.80 35.95 11.13 32.69 141 171 PEAK	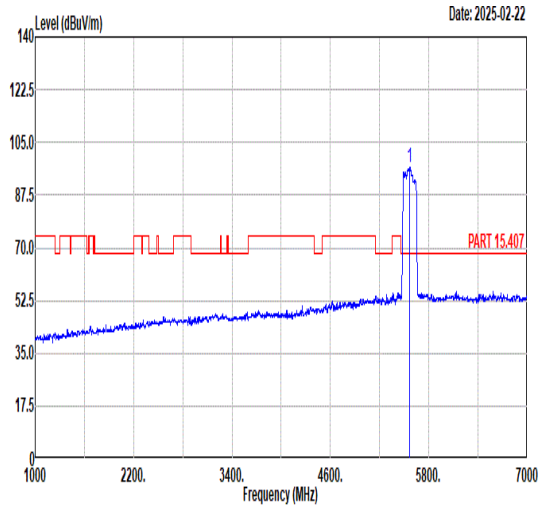 Freq Level Limit Line Margin (dB) Read Level Ant Factor Cable Loss Preamp Factor APos TPos Remark MHz dBuV/m dBuV/m dBuV dB/m dB dB cm deg 1 5570.00 96.70 ------ ------ 81.65 36.23 11.55 32.73 141 171 PEAK
Avg	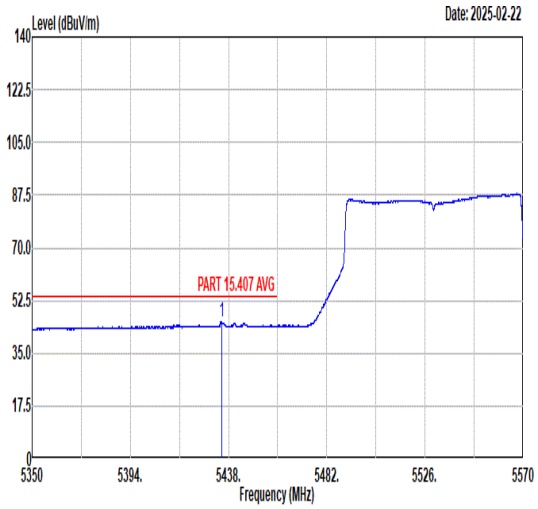 Freq Level Limit Line Margin (dB) Read Level Ant Factor Cable Loss Preamp Factor APos TPos Remark MHz dBuV/m dBuV/m dBuV dB/m dB dB cm deg 1 5435.05 45.23 54.00 -8.77 30.97 35.93 11.02 32.69 141 171 AVERAGE	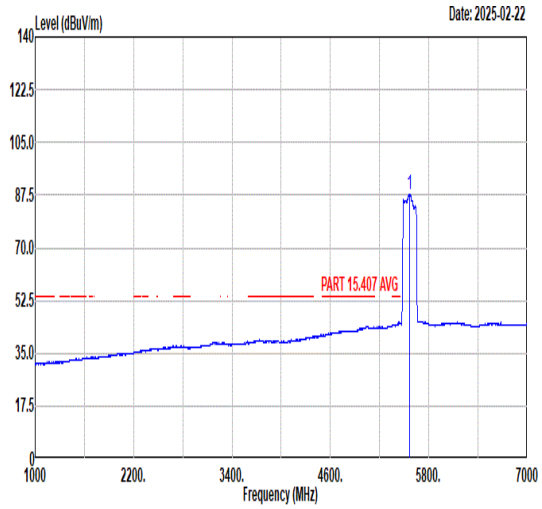 Freq Level Limit Line Margin (dB) Read Level Ant Factor Cable Loss Preamp Factor APos TPos Remark MHz dBuV/m dBuV/m dBuV dB/m dB dB cm deg 1 5570.00 87.95 ------ ------ 72.87 36.24 11.57 32.73 141 171 AVERAGE

Mode	76	
	Band Edge - R	
	U-NII-2C_5.47-5.725_802.11be EHT160_CH114_5570MHz	
ANT	1+2	
Pol.	Vertical	Fundamental
Peak	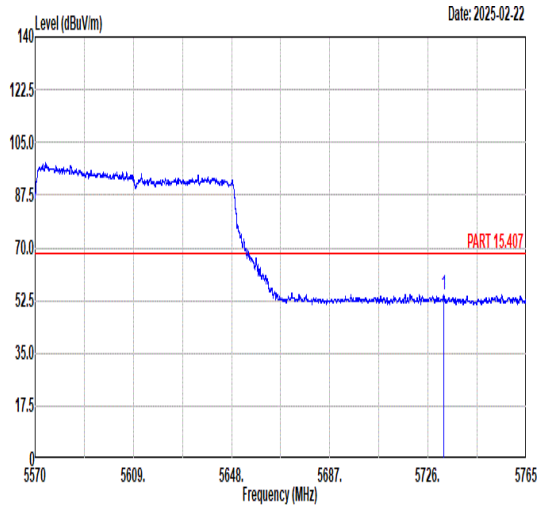 Freq Level Limit Line Margin (dB) Read Level Ant Factor Cable Loss Preamp Factor APos TPos Remark MHz dBuV/m dBuV/m dBuV dB/m dB dB cm deg 1 5732.32 54.33 68.30 -13.97 38.81 36.66 11.65 32.79 141 171 PEAK	Blank

Mode	76	
	Harmonic	
	U-NII-2C_5.47-5.725_802.11be EHT160_CH114_5570MHz	
ANT	1+2	
Pol.	Horizontal	Vertical
Peak Avg	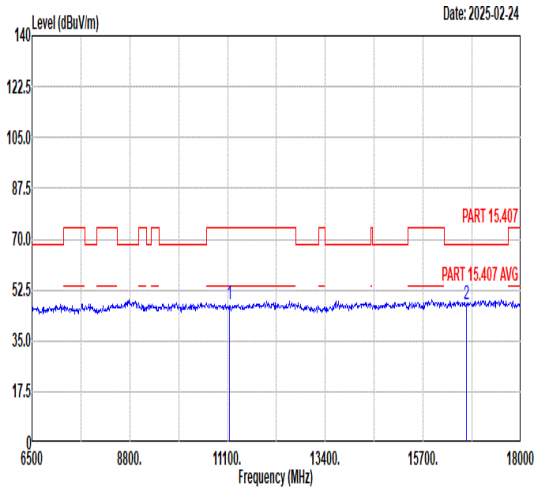 Freq Level Limit Line Margin Read Level Ant Factor Cable Loss Preamp Factor APos TPos Remark MHz dBuV/m dBuV/m dB dBuV dB/m dB dB cm deg 1 11140.00 47.44 74.00 -26.56 45.51 38.04 14.62 50.73 --- --- Peak 2 16710.00 47.74 68.30 -20.56 41.76 41.41 17.42 52.85 --- --- Peak	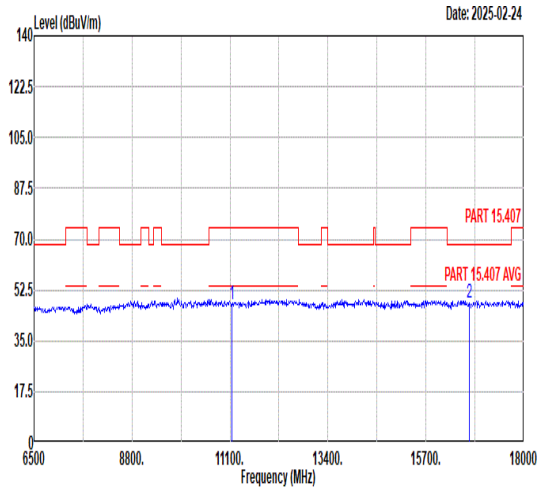 Freq Level Limit Line Margin Read Level Ant Factor Cable Loss Preamp Factor APos TPos Remark MHz dBuV/m dBuV/m dB dBuV dB/m dB dB cm deg 1 11140.00 47.68 74.00 -26.32 45.75 38.04 14.62 50.73 --- --- Peak 2 16710.00 47.88 68.30 -20.42 41.90 41.41 17.42 52.85 --- --- Peak

Mode	77	
	Band Edge	
	U-NII-1_5.25-5.35_802.11be EHT20_CH36_Single RU 52RU37_5180MHz	
ANT	1+2	
Pol.	Horizontal	Fundamental
Peak	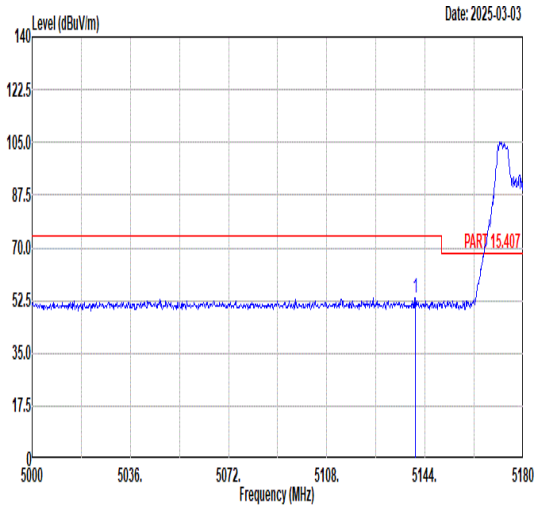 Freq Level Limit Line Margin (dB) Read Level Ant Factor Cable Loss Preamp Factor APos TPos Remark MHz dBuV/m dBuV/m dBuV dB/m dB dB cm deg 1 5140.58 53.21 74.00 -20.79 39.03 35.72 11.09 32.63 168 113 PEAK	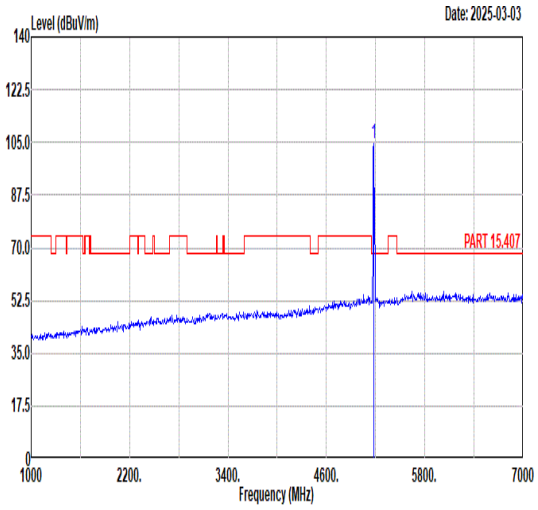 Freq Level Limit Line Margin (dB) Read Level Ant Factor Cable Loss Preamp Factor APos TPos Remark MHz dBuV/m dBuV/m dBuV dB/m dB dB cm deg 1 5180.00 104.83 ------ ------ 90.65 35.75 11.07 32.64 168 113 PEAK
Avg	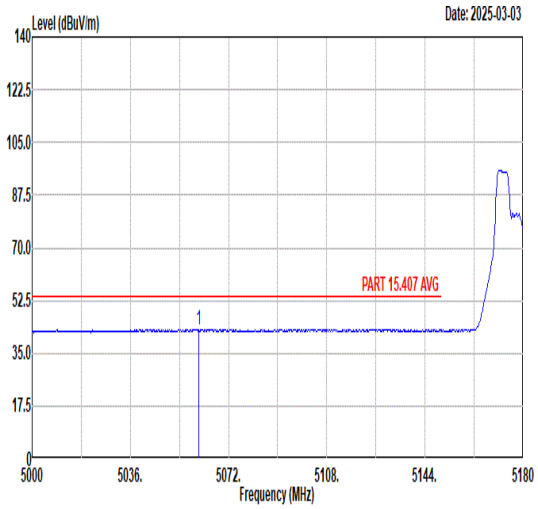 Freq Level Limit Line Margin (dB) Read Level Ant Factor Cable Loss Preamp Factor APos TPos Remark MHz dBuV/m dBuV/m dBuV dB/m dB dB cm deg 1 5061.20 42.84 54.00 -11.16 28.51 35.80 11.14 32.61 168 113 AVERAGE	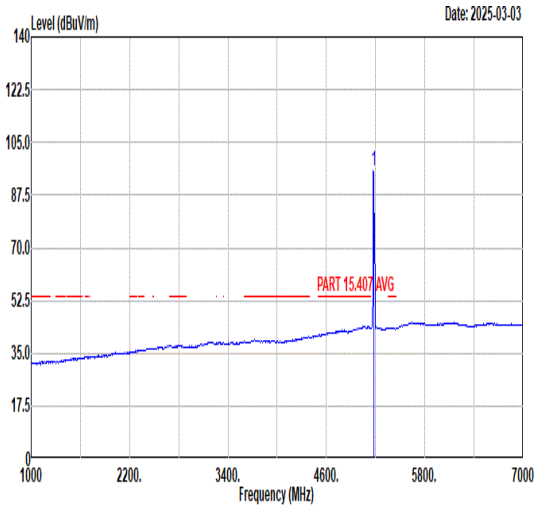 Freq Level Limit Line Margin (dB) Read Level Ant Factor Cable Loss Preamp Factor APos TPos Remark MHz dBuV/m dBuV/m dBuV dB/m dB dB cm deg 1 5180.00 95.37 ------ ------ 81.19 35.74 11.07 32.63 168 113 AVERAGE

Mode	77	
	Band Edge	
	U-NII-1_5.25-5.35_802.11be EHT20_CH36_Single RU 52RU37_5180MHz	
ANT	1+2	
Pol.	Vertical	Fundamental
Peak	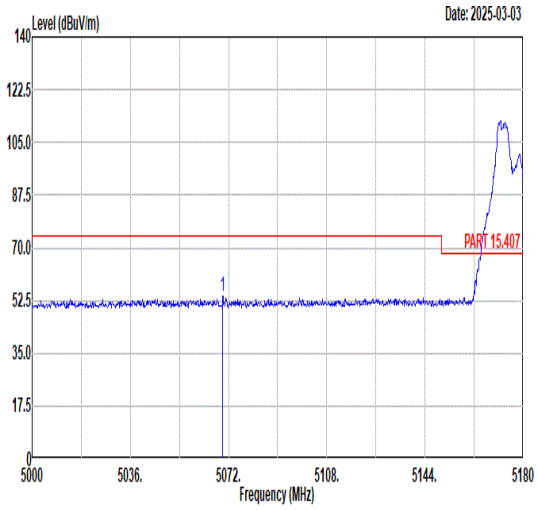 Freq Level Limit Line Margin (dB) Read Level Ant Factor Cable Loss Preamp Factor APos TPos Remark 1 5069.84 53.99 74.00 -20.01 39.67 35.80 11.13 32.61 108 169 PEAK	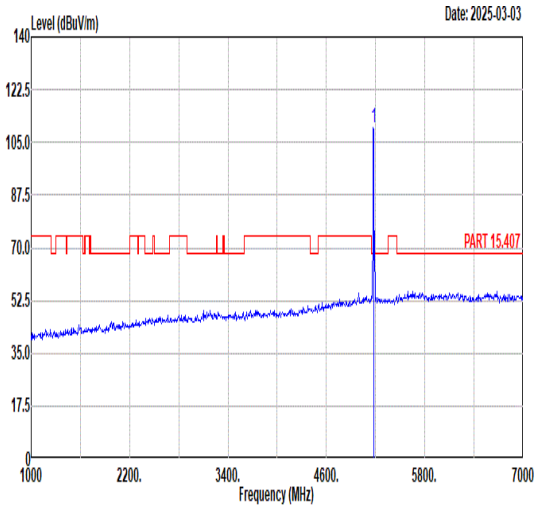 Freq Level Limit Line Margin (dB) Read Level Ant Factor Cable Loss Preamp Factor APos TPos Remark 1 5180.00 109.99 ------ ------ 95.81 35.74 11.07 32.63 108 169 PEAK
Avg	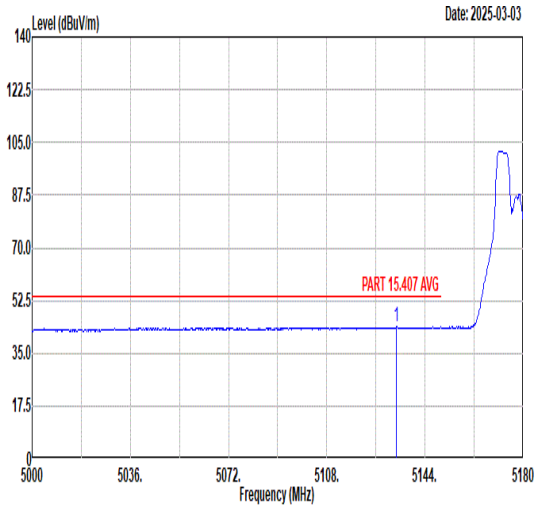 Freq Level Limit Line Margin (dB) Read Level Ant Factor Cable Loss Preamp Factor APos TPos Remark 1 5133.56 43.67 54.00 -10.33 29.48 35.73 11.09 32.63 108 169 AVERAGE	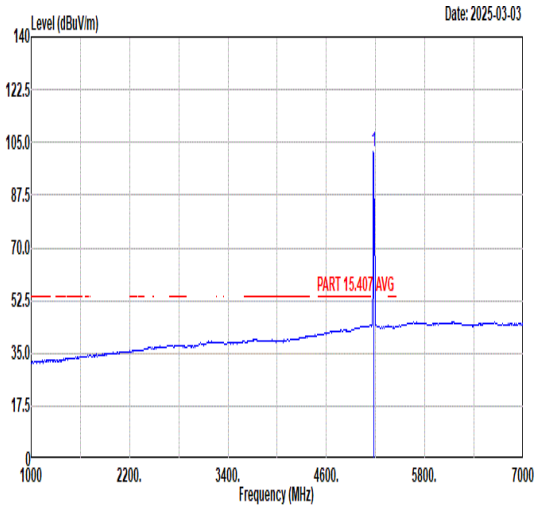 Freq Level Limit Line Margin (dB) Read Level Ant Factor Cable Loss Preamp Factor APos TPos Remark 1 5180.00 101.72 ------ ------ 87.54 35.74 11.07 32.63 108 169 AVERAGE

Mode	78	
	Band Edge	
	U-NII-2A_5.25-5.35_802.11be EHT20_CH64_Single RU 52RU40_5320MHz	
ANT	1+2	
Pol.	Horizontal	Fundamental
Peak	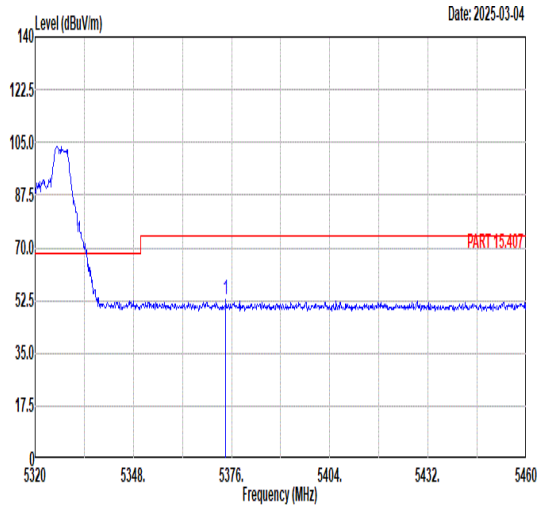 Freq Level Limit Line Margin (dB) Read Level Ant Factor Cable Loss Preamp Factor APos TPos Remark MHz dBuV/m dBuV/m dBuV dB/m dB dB cm deg 1 5374.32 52.61 74.00 -21.39 38.30 36.05 10.93 32.67 161 109 PEAK	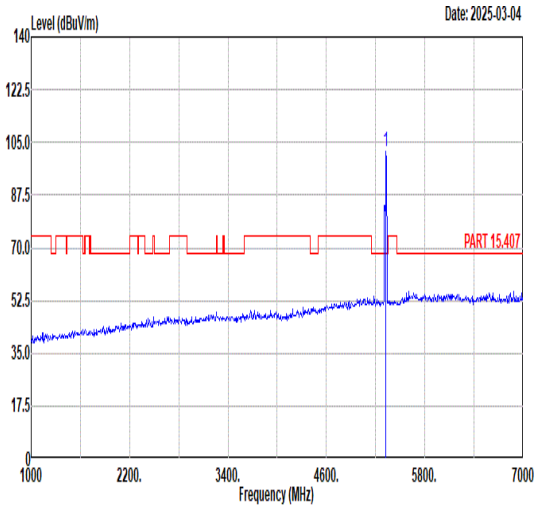 Freq Level Limit Line Margin (dB) Read Level Ant Factor Cable Loss Preamp Factor APos TPos Remark MHz dBuV/m dBuV/m dBuV dB/m dB dB cm deg 1 5320.00 101.88 ------ ------ 87.63 35.96 10.96 32.67 161 109 PEAK
Avg	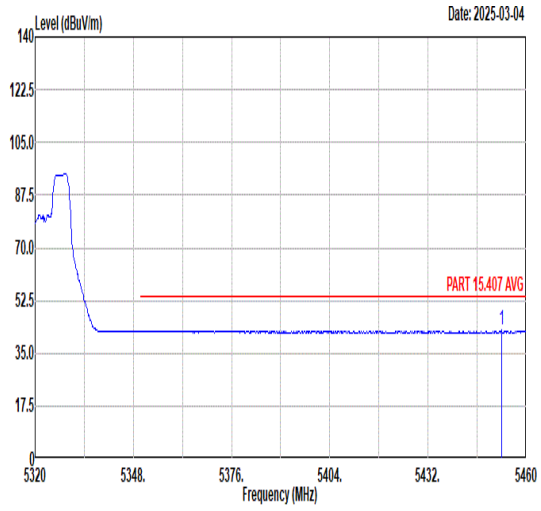 Freq Level Limit Line Margin (dB) Read Level Ant Factor Cable Loss Preamp Factor APos TPos Remark MHz dBuV/m dBuV/m dBuV dB/m dB dB cm deg 1 5453.00 42.57 54.00 -11.43 28.26 35.91 11.09 32.69 161 109 AVERAGE	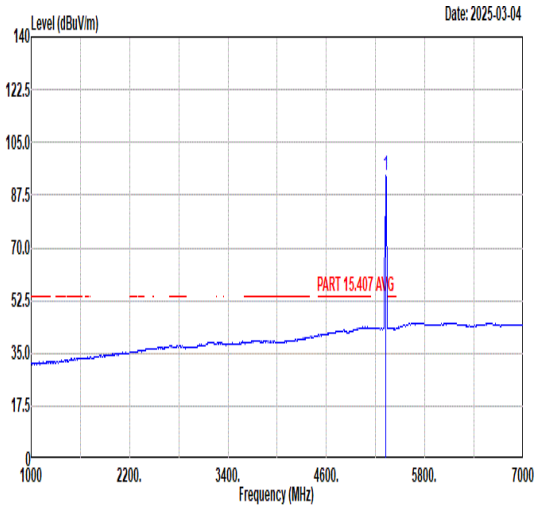 Freq Level Limit Line Margin (dB) Read Level Ant Factor Cable Loss Preamp Factor APos TPos Remark MHz dBuV/m dBuV/m dBuV dB/m dB dB cm deg 1 5320.00 94.13 ------ ------ 79.88 35.96 10.96 32.67 161 109 AVERAGE

Mode	78	
	Band Edge	
	U-NII-2A_5.25-5.35_802.11be EHT20_CH64_Single RU 52RU40_5320MHz	
ANT	1+2	
Pol.	Vertical	Fundamental
Peak	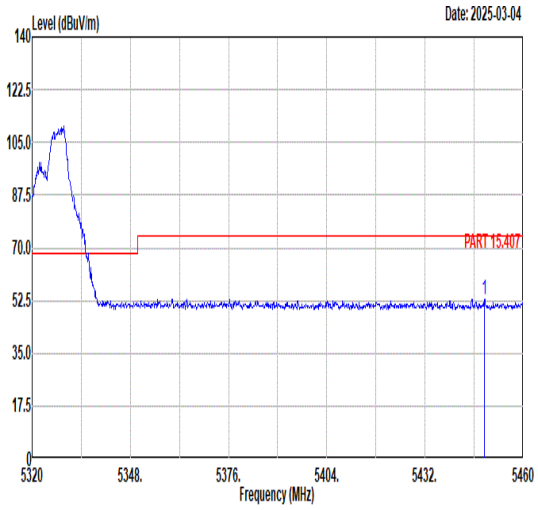 Freq Level Limit Line Margin (dB) Read Level Ant Factor Cable Loss Preamp Factor APos TPos Remark 1 5448.94 53.09 74.00 -20.91 38.81 35.90 11.07 32.69 108 167 PEAK	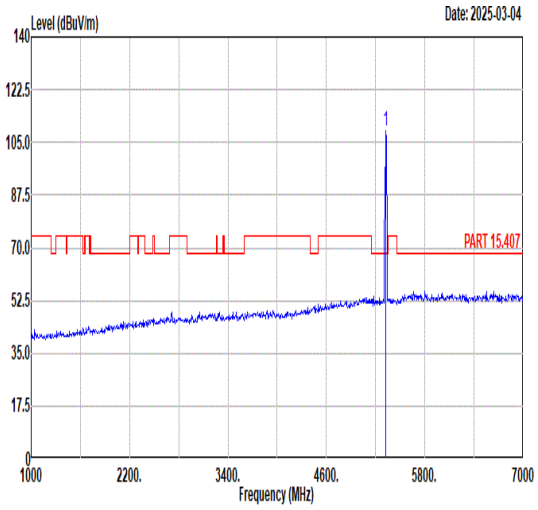 Freq Level Limit Line Margin (dB) Read Level Ant Factor Cable Loss Preamp Factor APos TPos Remark 1 5320.00 108.65 ------ ------ 94.40 35.96 10.96 32.67 108 168 PEAK
Avg	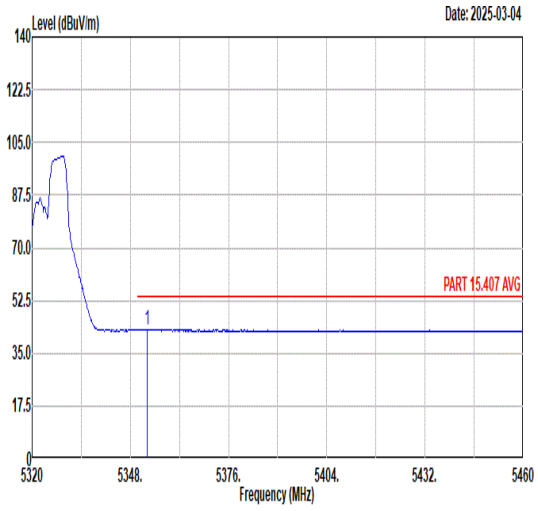 Freq Level Limit Line Margin (dB) Read Level Ant Factor Cable Loss Preamp Factor APos TPos Remark 1 5352.76 43.01 54.00 -10.99 28.65 36.09 10.94 32.67 108 167 AVERAGE	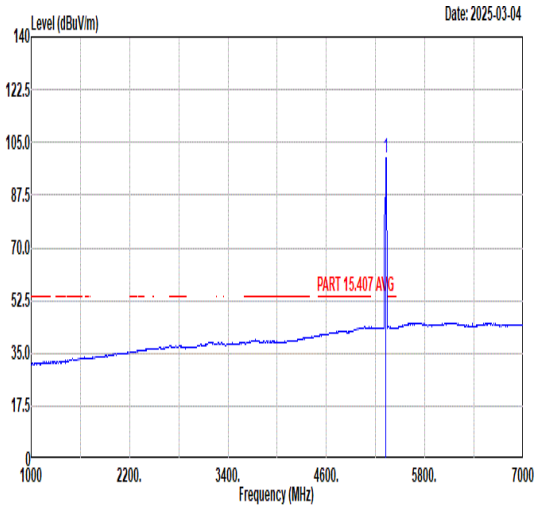 Freq Level Limit Line Margin (dB) Read Level Ant Factor Cable Loss Preamp Factor APos TPos Remark 1 5320.00 100.09 ------ ------ 85.84 35.96 10.96 32.67 108 168 AVERAGE

Mode	79	
	Band Edge	
	U-NII-2C_5.47-5.725_802.11be EHT20_CH100_Single RU 106RU53_5500MHz	
ANT	1+2	
Pol.	Horizontal	Fundamental
Peak	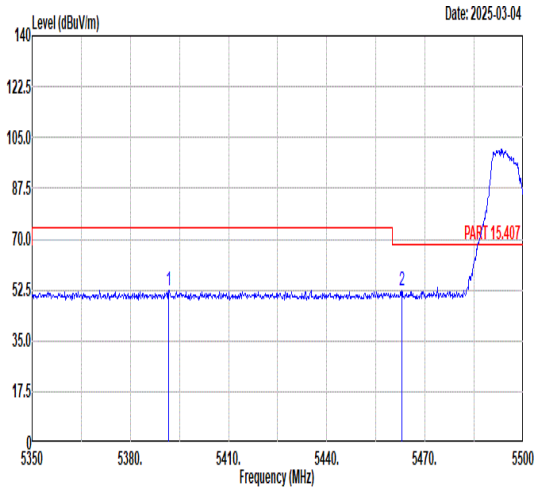 Freq Level Limit Line Margin (dB) Read Level Ant Factor Cable Loss Preamp Factor APos TPos Remark MHz dBuV/m dBuV/m dBuV dB/m dB dB cm deg 1 5391.70 52.25 74.00 -21.75 38.00 36.02 10.91 32.68 174 143 PEAK 2 5462.95 52.19 68.30 -16.11 37.80 35.95 11.13 32.69 174 143 PEAK	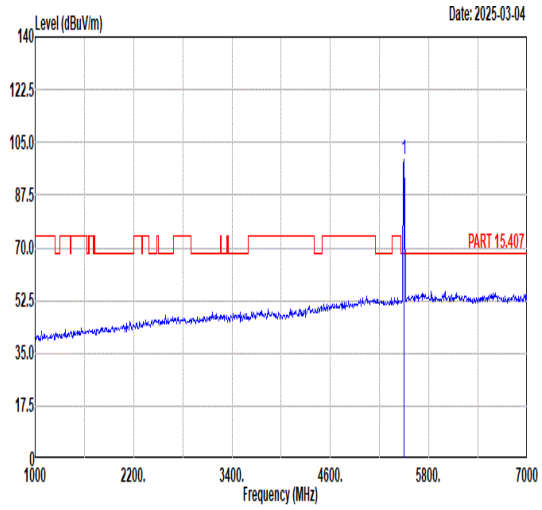 Freq Level Limit Line Margin (dB) Read Level Ant Factor Cable Loss Preamp Factor APos TPos Remark MHz dBuV/m dBuV/m dBuV dB/m dB dB cm deg 1 5500.00 99.41 ------ ------ 84.77 36.08 11.26 32.70 174 143 PEAK
Avg	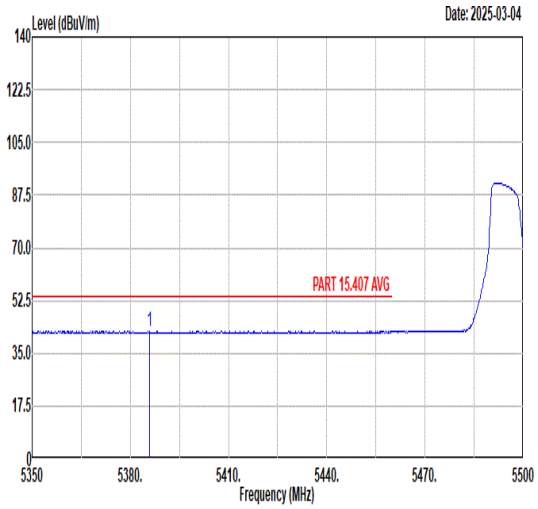 Freq Level Limit Line Margin (dB) Read Level Ant Factor Cable Loss Preamp Factor APos TPos Remark MHz dBuV/m dBuV/m dBuV dB/m dB dB cm deg 1 5385.85 42.26 54.00 -11.74 27.99 36.03 10.92 32.68 174 143 AVERAGE	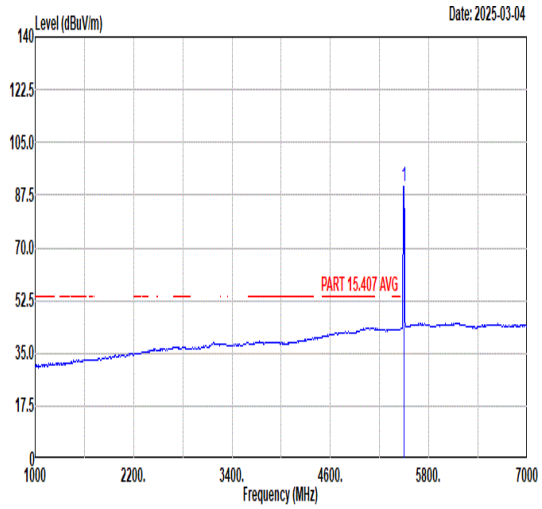 Freq Level Limit Line Margin (dB) Read Level Ant Factor Cable Loss Preamp Factor APos TPos Remark MHz dBuV/m dBuV/m dBuV dB/m dB dB cm deg 1 5500.00 90.46 ------ ------ 75.82 36.08 11.26 32.70 174 143 AVERAGE

Mode	79	
	Band Edge	
	U-NII-2C_5.47-5.725_802.11be EHT20_CH100_Single RU 106RU53_5500MHz	
ANT	1+2	
Pol.	Vertical	Fundamental
Peak	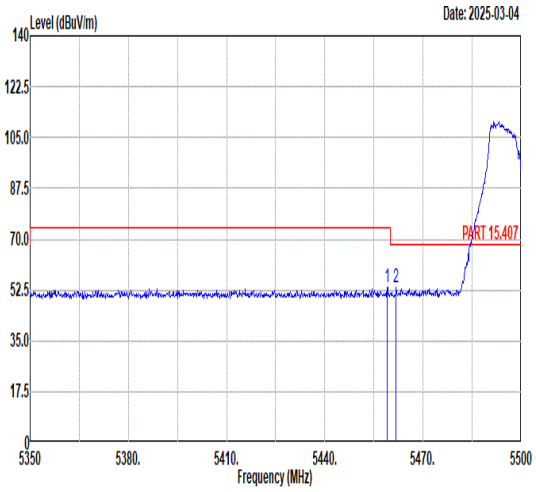 Freq Level Limit Line Margin (dB) Read Level Ant Factor Cable Loss Preamp Factor APos TPos Remark MHz dBuV/m dBuV/m dBuV dB/m dB dB cm deg 1 5459.05 53.28 74.00 -20.72 38.91 35.94 11.12 32.69 102 173 PEAK 2 5461.75 53.16 68.30 -15.14 38.77 35.95 11.13 32.69 102 173 PEAK	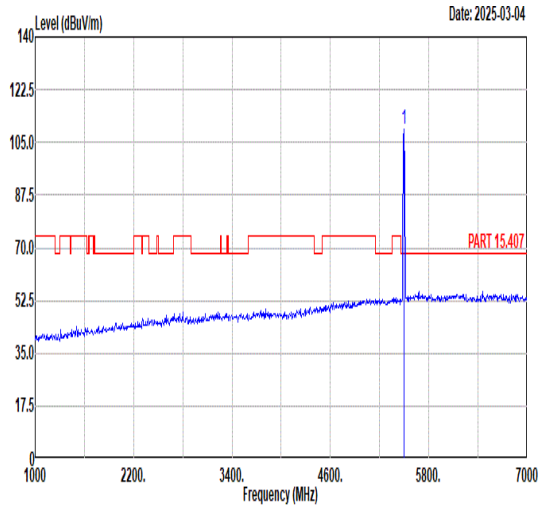 Freq Level Limit Line Margin (dB) Read Level Ant Factor Cable Loss Preamp Factor APos TPos Remark MHz dBuV/m dBuV/m dBuV dB/m dB dB cm deg 1 5500.00 109.42 ------ ------ 94.78 36.08 11.26 32.70 102 173 PEAK
Avg	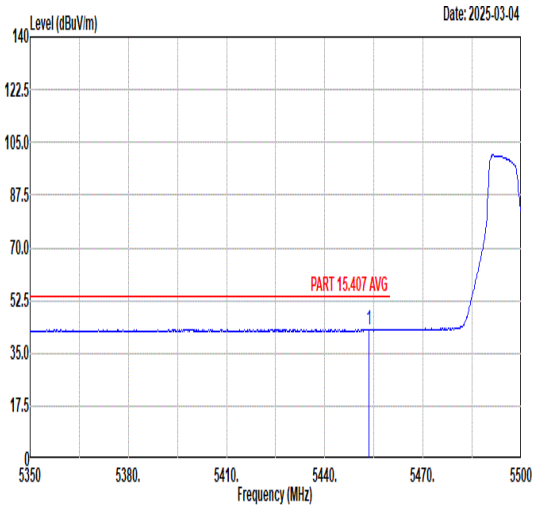 Freq Level Limit Line Margin (dB) Read Level Ant Factor Cable Loss Preamp Factor APos TPos Remark MHz dBuV/m dBuV/m dBuV dB/m dB dB cm deg 1 5453.50 42.85 54.00 -11.15 28.54 35.91 11.09 32.69 102 173 AVERAGE	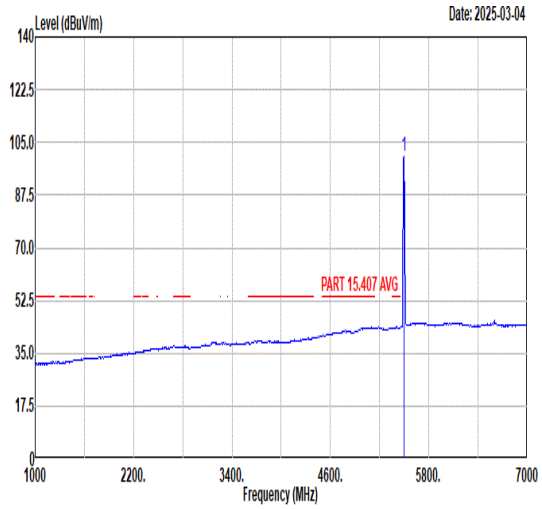 Freq Level Limit Line Margin (dB) Read Level Ant Factor Cable Loss Preamp Factor APos TPos Remark MHz dBuV/m dBuV/m dBuV dB/m dB dB cm deg 1 5500.00 100.37 ------ ------ 85.73 36.08 11.26 32.70 102 173 AVERAGE

Mode	80	
	Band Edge	
	U-NII-2C_5.47-5.725_802.11be EHT20_CH140_Single RU 52RU40_5700MHz	
ANT	1+2	
Pol.	Horizontal	Fundamental
Peak	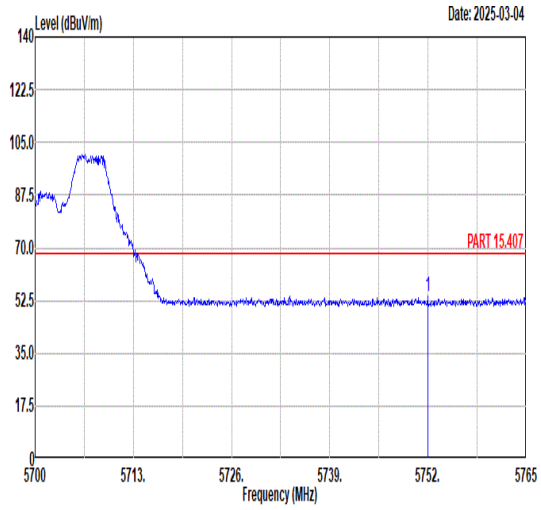 Freq Level Limit Line Margin (dB) Read Level Ant Factor Cable Loss Preamp Factor APos TPos Remark MHz dBuV/m dBuV/m dBuV dB/m dB dB cm deg 1 5751.94 53.85 68.30 -14.45 38.31 36.70 11.64 32.80 177 114 PEAK	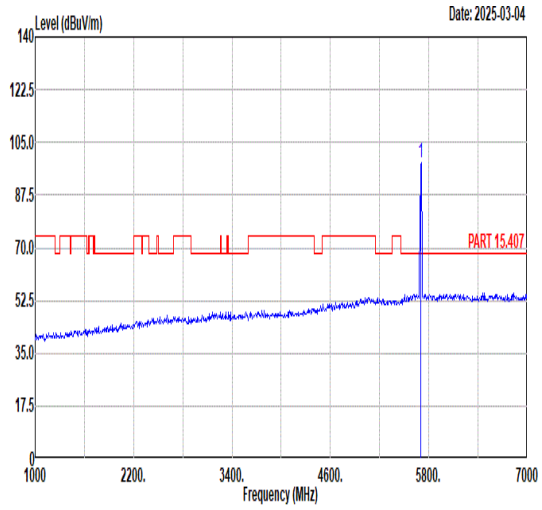 Freq Level Limit Line Margin (dB) Read Level Ant Factor Cable Loss Preamp Factor APos TPos Remark MHz dBuV/m dBuV/m dBuV dB/m dB dB cm deg 1 5700.00 98.27 ------ ------ 82.77 36.62 11.66 32.78 177 114 PEAK
Avg	Blank	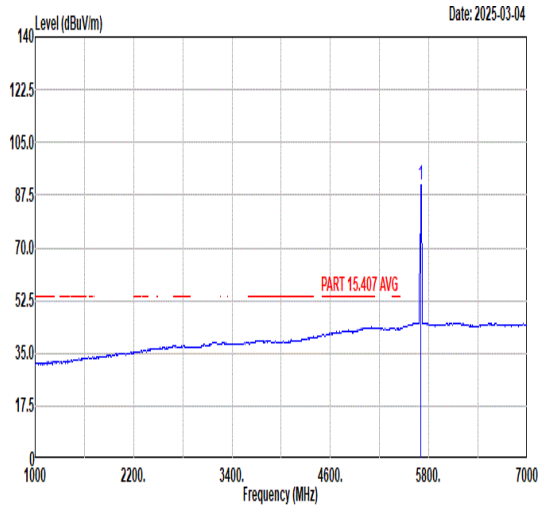 Freq Level Limit Line Margin (dB) Read Level Ant Factor Cable Loss Preamp Factor APos TPos Remark MHz dBuV/m dBuV/m dBuV dB/m dB dB cm deg 1 5700.00 91.00 ------ ------ 75.51 36.61 11.66 32.78 177 114 AVERAGE

Mode	80	
	Band Edge	
	U-NII-2C_5.47-5.725_802.11be EHT20_CH140_Single RU 52RU40_5700MHz	
ANT	1+2	
Pol.	Vertical	Fundamental
Peak	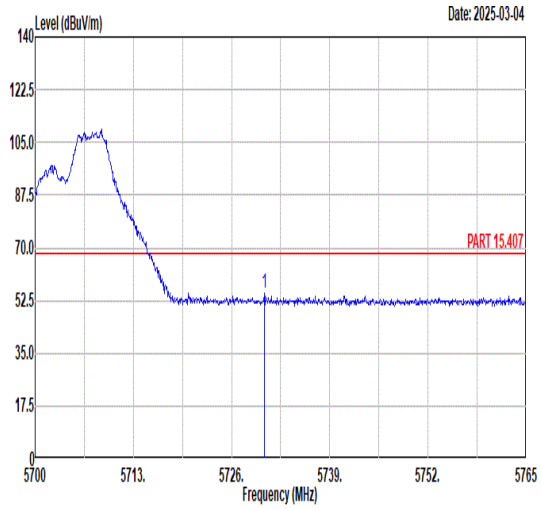 Freq Level Limit Line Margin (dB) Read Level Ant Factor Cable Loss Preamp Factor APos TPos Remark MHz dBuV/m dBuV/m dBuV dB/m dB dB cm deg 1 5730.36 54.72 68.30 -13.58 39.20 36.66 11.65 32.79 155 152 PEAK	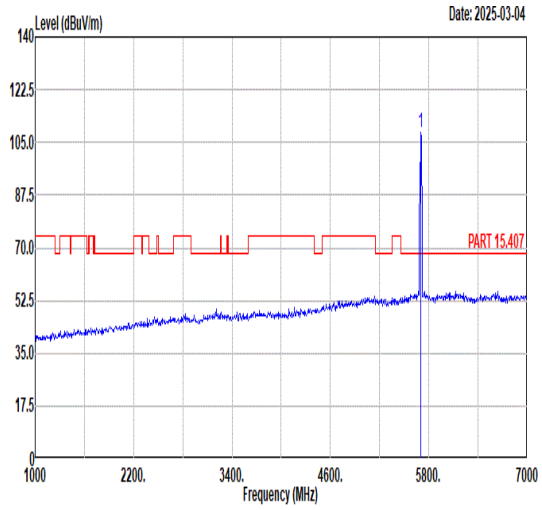 Freq Level Limit Line Margin (dB) Read Level Ant Factor Cable Loss Preamp Factor APos TPos Remark MHz dBuV/m dBuV/m dBuV dB/m dB dB cm deg 1 5700.00 108.23 ------ ------ 92.74 36.61 11.66 32.78 155 152 PEAK
Avg	Blank	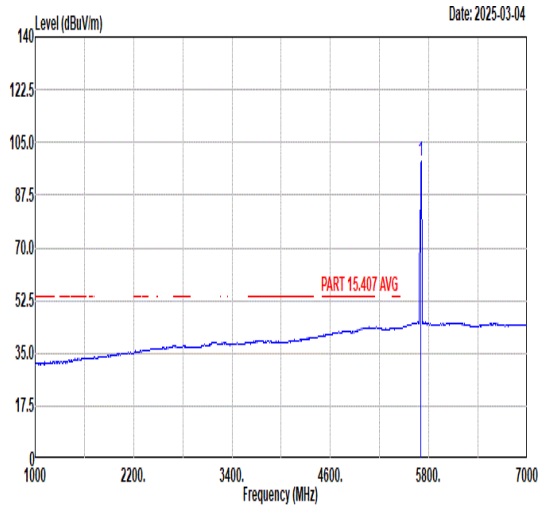 Freq Level Limit Line Margin (dB) Read Level Ant Factor Cable Loss Preamp Factor APos TPos Remark MHz dBuV/m dBuV/m dBuV dB/m dB dB cm deg 1 5700.00 98.96 ------ ------ 83.46 36.62 11.66 32.78 155 152 AVERAGE

Mode	81	
	Band Edge	
	U-NII-1_5.25-5.35_802.11be EHT20_CH36_Small RU 106+26_OFDMA1_5180MHz	
ANT	1+2	
Pol.	Horizontal	Fundamental
Peak	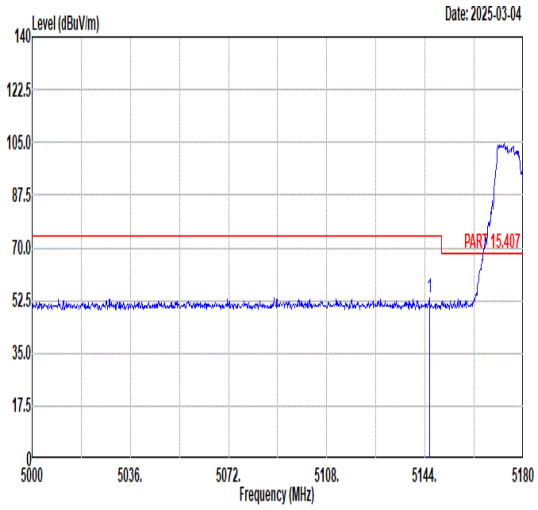 Freq Level Limit Line Margin (dB) Read Level Ant Factor Cable Loss Preamp Factor APos TPos Remark 1 5145.62 53.54 74.00 -20.46 39.37 35.71 11.09 32.63 168 112 PEAK	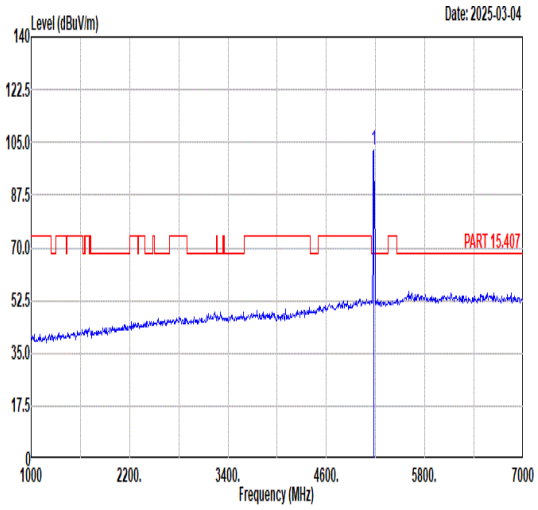 Freq Level Limit Line Margin (dB) Read Level Ant Factor Cable Loss Preamp Factor APos TPos Remark 1 5180.00 102.29 ------ ------ 88.11 35.75 11.07 32.64 168 112 PEAK
Avg	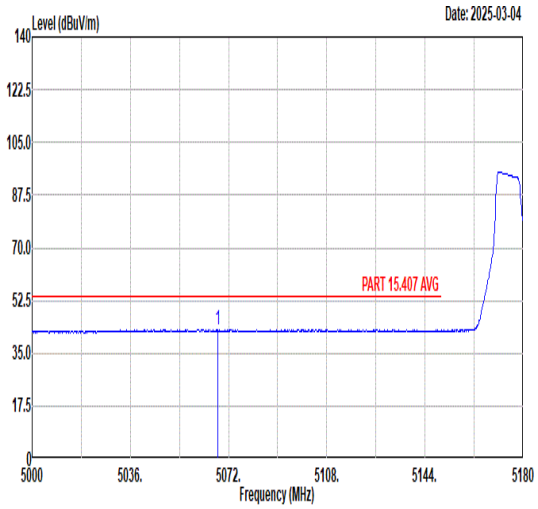 Freq Level Limit Line Margin (dB) Read Level Ant Factor Cable Loss Preamp Factor APos TPos Remark 1 5068.04 42.88 54.00 -11.12 28.56 35.80 11.13 32.61 168 112 AVERAGE	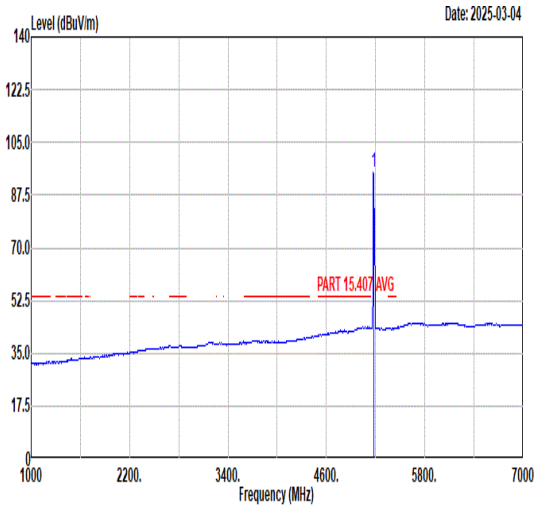 Freq Level Limit Line Margin (dB) Read Level Ant Factor Cable Loss Preamp Factor APos TPos Remark 1 5180.00 95.09 ------ ------ 80.91 35.74 11.07 32.63 168 112 AVERAGE

Mode	81	
	Band Edge	
	U-NII-1_5.25-5.35_802.11be EHT20_CH36_Small RU 106+26_OFDMA1_5180MHz	
ANT	1+2	
Pol.	Vertical	Fundamental
Peak	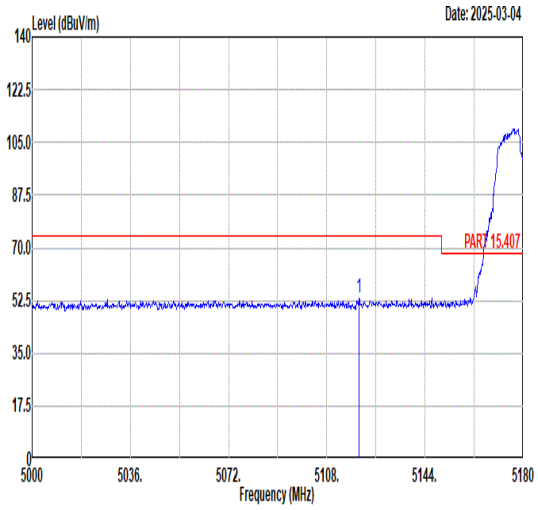 Freq Level Limit Line Margin (dB) Read Level Ant Factor Cable Loss Preamp Factor APos TPos Remark MHz dBuV/m dBuV/m dBuV dB/m dB dB cm deg 1 5119.88 53.38 74.00 -20.62 39.14 35.76 11.10 32.62 100 177 PEAK	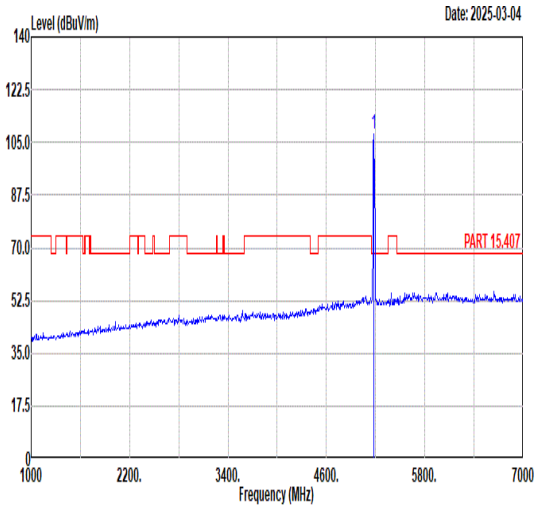 Freq Level Limit Line Margin (dB) Read Level Ant Factor Cable Loss Preamp Factor APos TPos Remark MHz dBuV/m dBuV/m dBuV dB/m dB dB cm deg 1 5180.00 108.01 ------ ------ 93.83 35.75 11.07 32.64 100 177 PEAK
Avg	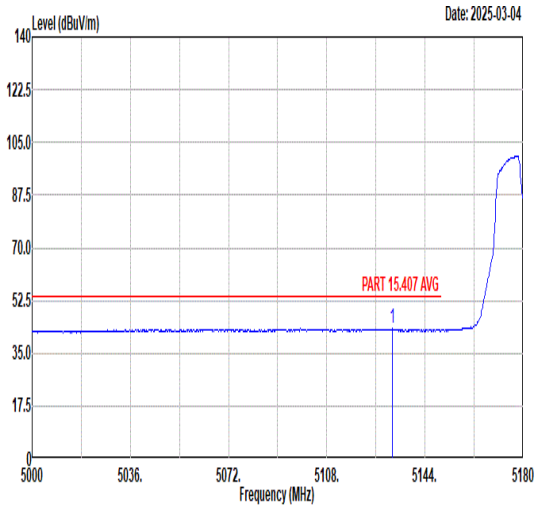 Freq Level Limit Line Margin (dB) Read Level Ant Factor Cable Loss Preamp Factor APos TPos Remark MHz dBuV/m dBuV/m dBuV dB/m dB dB cm deg 1 5131.94 43.08 54.00 -10.92 28.87 35.74 11.10 32.63 100 177 AVERAGE	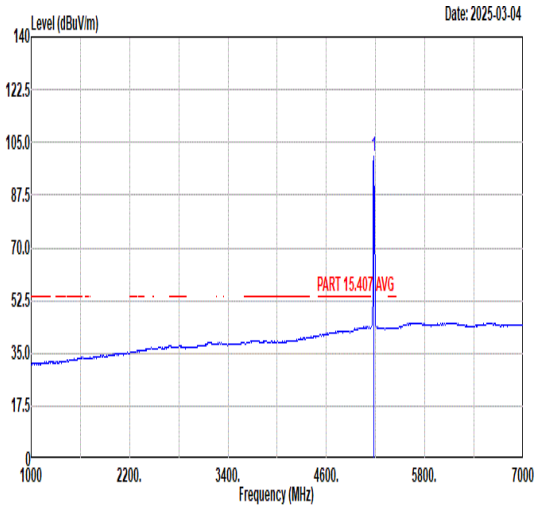 Freq Level Limit Line Margin (dB) Read Level Ant Factor Cable Loss Preamp Factor APos TPos Remark MHz dBuV/m dBuV/m dBuV dB/m dB dB cm deg 1 5180.00 100.14 ------ ------ 85.96 35.75 11.07 32.64 100 177 AVERAGE

Mode	82	
	Band Edge	
	U-NII-2A_5.25-5.35_802.11be EHT20_CH64_Small RU 106+26_OFDMA2_5320MHz	
ANT	1+2	
Pol.	Horizontal	Fundamental
Peak	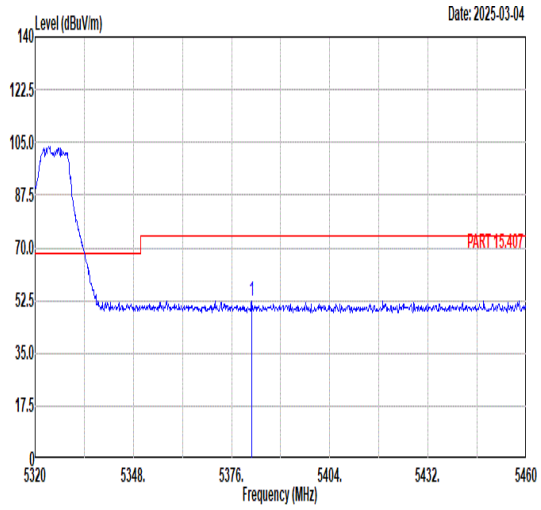 Freq Level Limit Line Margin (dB) Read Level Ant Factor Cable Loss Preamp Factor APos TPos Remark MHz dBuV/m dBuV/m dBuV dB/m dB dB cm deg 1 5381.74 52.40 74.00 -21.60 38.12 36.04 10.92 32.68 161 111 PEAK	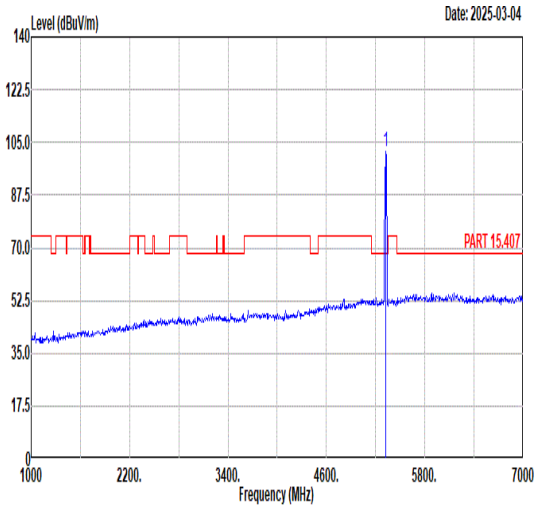 Freq Level Limit Line Margin (dB) Read Level Ant Factor Cable Loss Preamp Factor APos TPos Remark MHz dBuV/m dBuV/m dBuV dB/m dB dB cm deg 1 5320.00 102.04 ------ ------ 87.79 35.96 10.96 32.67 161 111 PEAK
Avg	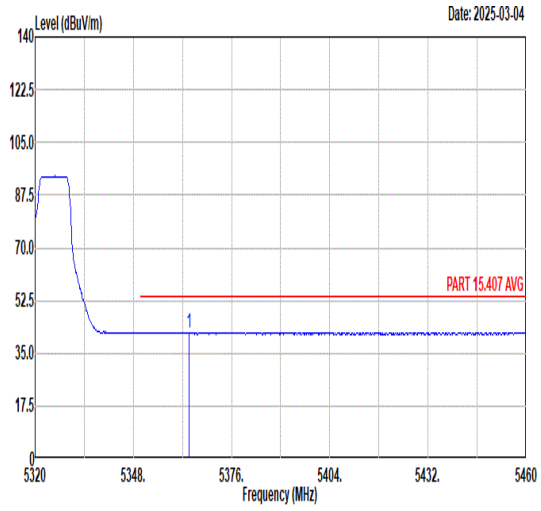 Freq Level Limit Line Margin (dB) Read Level Ant Factor Cable Loss Preamp Factor APos TPos Remark MHz dBuV/m dBuV/m dBuV dB/m dB dB cm deg 1 5363.96 41.97 54.00 -12.03 27.64 36.07 10.93 32.67 161 111 AVERAGE	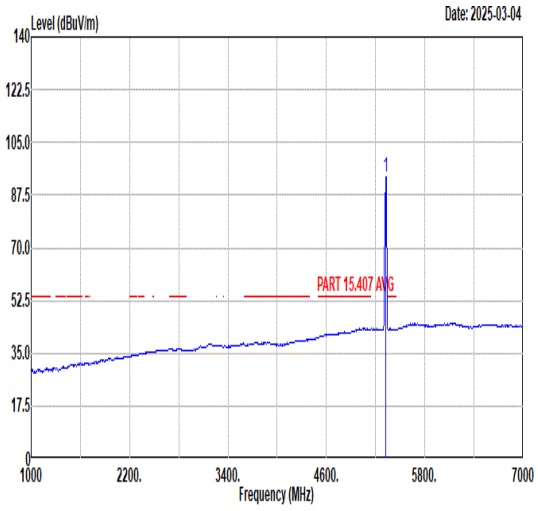 Freq Level Limit Line Margin (dB) Read Level Ant Factor Cable Loss Preamp Factor APos TPos Remark MHz dBuV/m dBuV/m dBuV dB/m dB dB cm deg 1 5320.00 93.77 ------ ------ 79.52 35.96 10.96 32.67 161 111 AVERAGE

Mode	82	
	Band Edge	
	U-NII-2A_5.25-5.35_802.11be EHT20_CH64_Small RU 106+26_OFDMA2_5320MHz	
ANT	1+2	
Pol.	Vertical	Fundamental
Peak	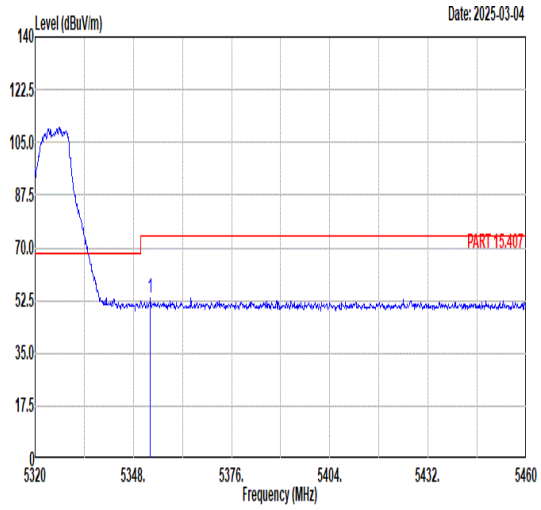 Freq Level Limit Line Margin (dB) Read Level Ant Factor Cable Loss Preamp Factor APos TPos Remark MHz dBuV/m dBuV/m dBuV dB/m dB dB cm deg 1 5352.90 53.43 74.00 -20.57 39.07 36.09 10.94 32.67 100 169 PEAK	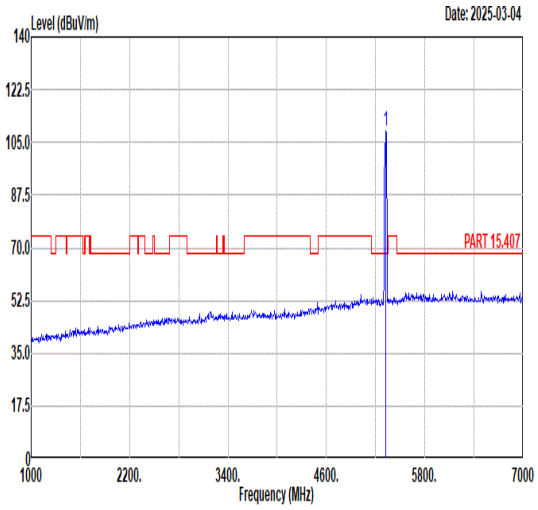 Freq Level Limit Line Margin (dB) Read Level Ant Factor Cable Loss Preamp Factor APos TPos Remark MHz dBuV/m dBuV/m dBuV dB/m dB dB cm deg 1 5320.00 108.62 ------ ------ 94.37 35.96 10.96 32.67 100 169 PEAK
Avg	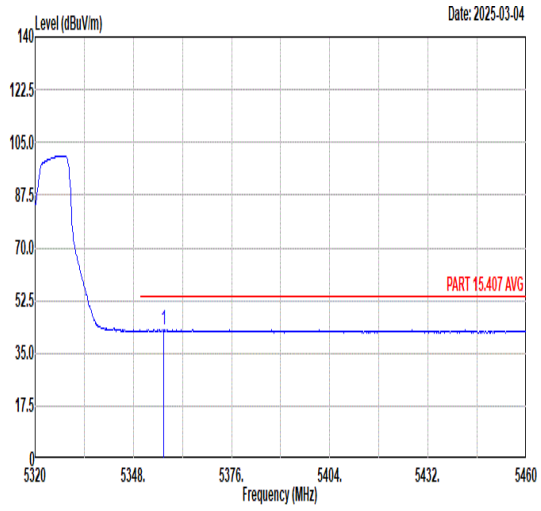 Freq Level Limit Line Margin (dB) Read Level Ant Factor Cable Loss Preamp Factor APos TPos Remark MHz dBuV/m dBuV/m dBuV dB/m dB dB cm deg 1 5356.68 42.75 54.00 -11.25 28.39 36.09 10.94 32.67 100 169 AVERAGE	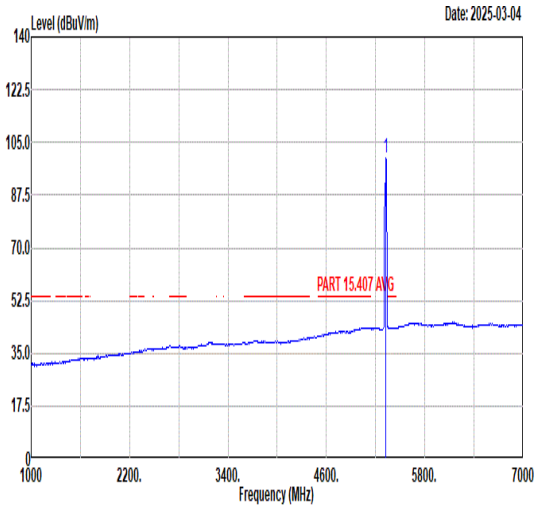 Freq Level Limit Line Margin (dB) Read Level Ant Factor Cable Loss Preamp Factor APos TPos Remark MHz dBuV/m dBuV/m dBuV dB/m dB dB cm deg 1 5320.00 99.82 ------ ------ 85.57 35.96 10.96 32.67 100 169 AVERAGE

Mode	83	
	Band Edge	
	U-NII-2C_5.47-5.725_802.11be EHT20_CH100_Small RU 106+26_OFDMA1_5500MHz	
ANT	1+2	
Pol.	Horizontal	Fundamental
Peak	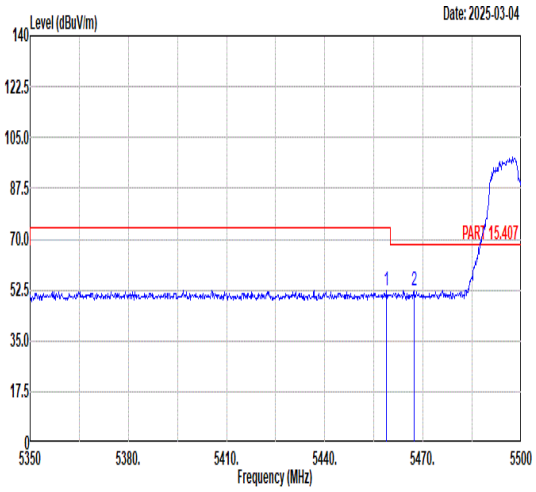 Freq Level Limit Line Margin (dB) Read Level Ant Factor Cable Loss Preamp Factor APos TPos Remark MHz dBuV/m dBuV/m dBuV dB/m dB dB cm deg 1 5458.90 52.42 74.00 -21.58 38.05 35.94 11.12 32.69 159 112 PEAK 2 5467.30 52.35 68.30 -15.95 37.92 35.97 11.15 32.69 159 112 PEAK	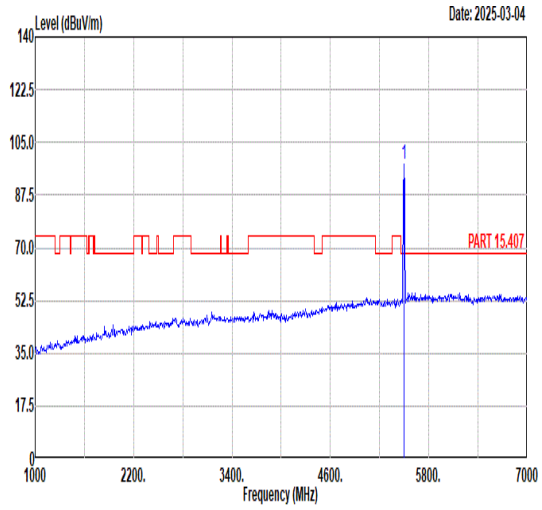 Freq Level Limit Line Margin (dB) Read Level Ant Factor Cable Loss Preamp Factor APos TPos Remark MHz dBuV/m dBuV/m dBuV dB/m dB dB cm deg 1 5500.00 97.85 ------ ------ 83.16 36.10 11.29 32.70 159 112 PEAK
Avg	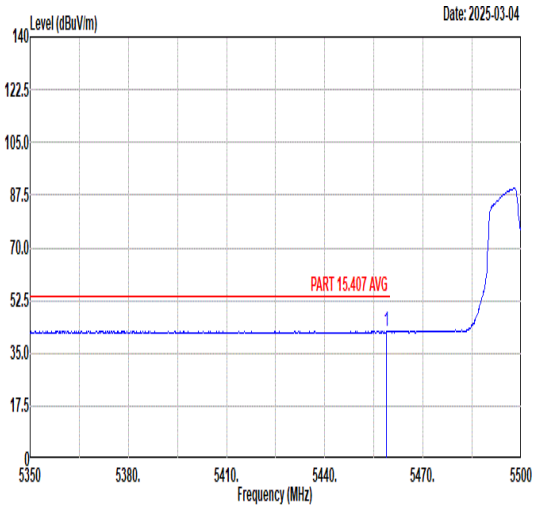 Freq Level Limit Line Margin (dB) Read Level Ant Factor Cable Loss Preamp Factor APos TPos Remark MHz dBuV/m dBuV/m dBuV dB/m dB dB cm deg 1 5458.75 42.39 54.00 -11.61 28.03 35.94 11.11 32.69 159 112 AVERAGE	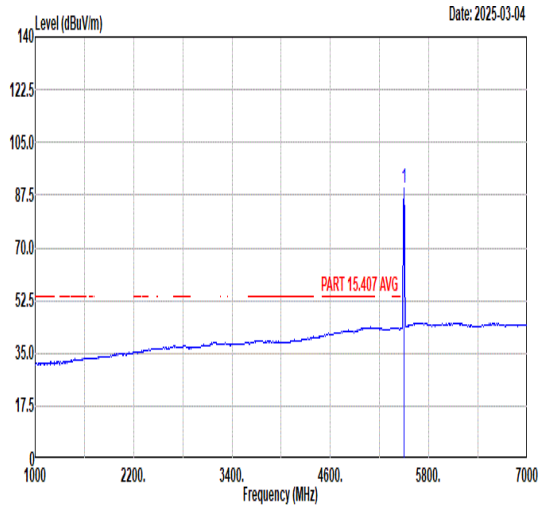 Freq Level Limit Line Margin (dB) Read Level Ant Factor Cable Loss Preamp Factor APos TPos Remark MHz dBuV/m dBuV/m dBuV dB/m dB dB cm deg 1 5500.00 89.56 ------ ------ 74.87 36.10 11.29 32.70 159 112 AVERAGE

Mode	83	
	Band Edge	
	U-NII-2C_5.47-5.725_802.11be EHT20_CH100_Small RU 106+26_OFDMA1_5500MHz	
ANT	1+2	
Pol.	Vertical	Fundamental
Peak	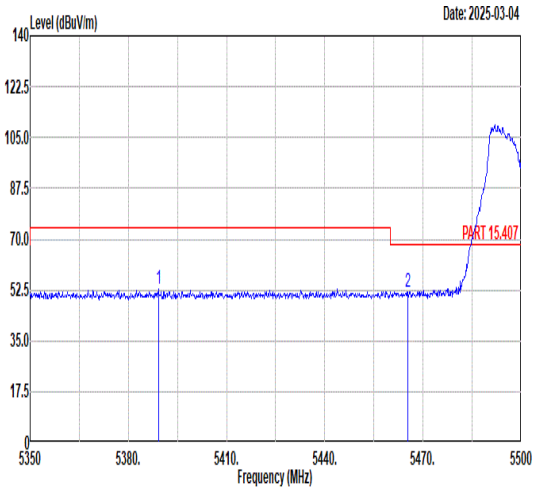 Freq Level Limit Line Margin (dB) Read Level Ant Factor Cable Loss Preamp Factor APos TPos Remark 1 5389.15 52.98 74.00 -21.02 38.73 36.02 10.91 32.68 100 175 PEAK 2 5465.35 52.00 68.30 -16.30 37.59 35.96 11.14 32.69 100 175 PEAK	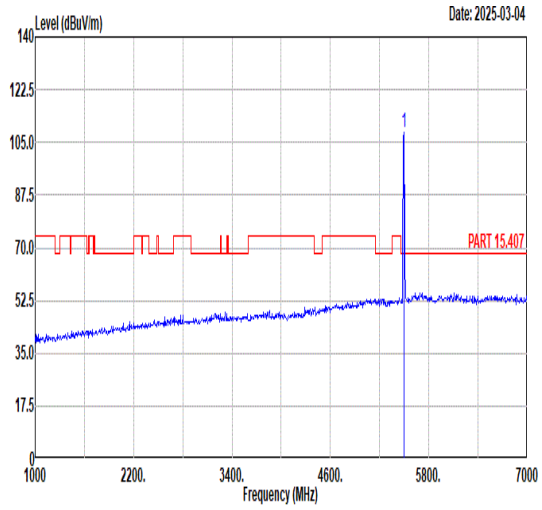 Freq Level Limit Line Margin (dB) Read Level Ant Factor Cable Loss Preamp Factor APos TPos Remark 1 5500.00 108.25 ------ ------ 93.61 36.08 11.26 32.70 100 175 PEAK
Avg	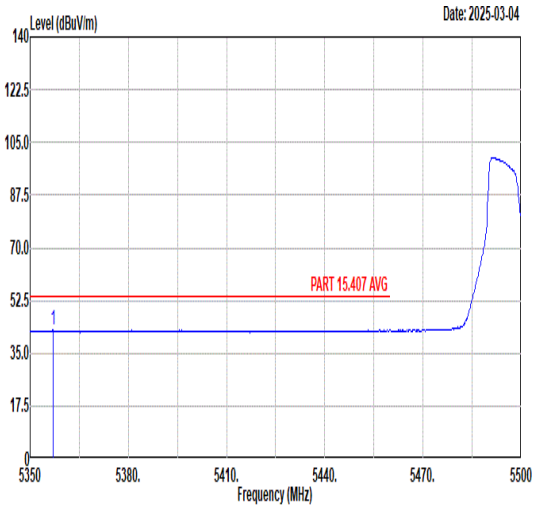 Freq Level Limit Line Margin (dB) Read Level Ant Factor Cable Loss Preamp Factor APos TPos Remark 1 5357.05 42.71 54.00 -11.29 28.35 36.09 10.94 32.67 100 175 AVERAGE	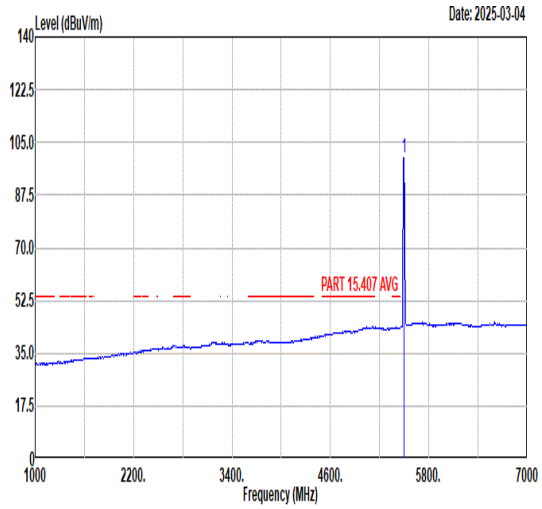 Freq Level Limit Line Margin (dB) Read Level Ant Factor Cable Loss Preamp Factor APos TPos Remark 1 5500.00 99.81 ------ ------ 85.17 36.08 11.26 32.70 100 175 AVERAGE

Mode	84	
	Band Edge	
	U-NII-2C_5.47-5.725_802.11be EHT20_CH140_Small RU 106+26_OFDMA2_5700MHz	
ANT	1+2	
Pol.	Horizontal	Fundamental
Peak	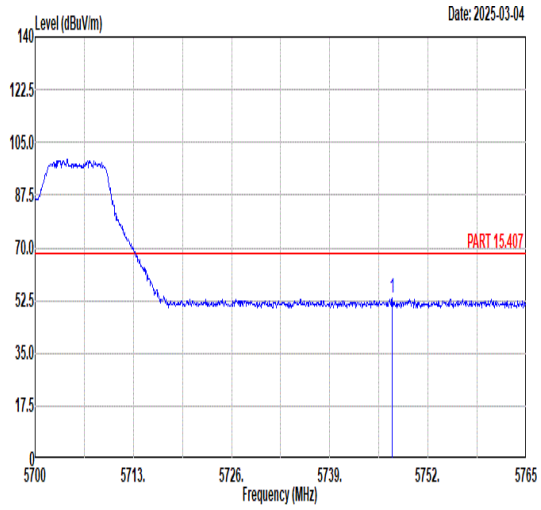 Freq Level Limit Line Margin (dB) Read Level Ant Factor Cable Loss Preamp Factor APos TPos Remark MHz dBuV/m dBuV/m dBuV dB/m dB dB cm deg 1 5747.26 53.14 68.30 -15.16 37.61 36.69 11.64 32.80 159 110 PEAK	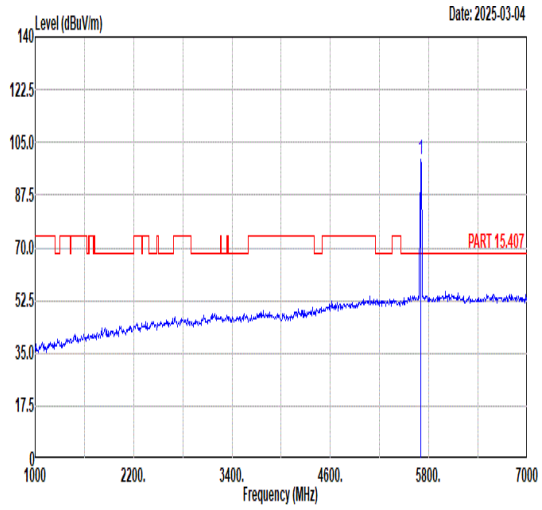 Freq Level Limit Line Margin (dB) Read Level Ant Factor Cable Loss Preamp Factor APos TPos Remark MHz dBuV/m dBuV/m dBuV dB/m dB dB cm deg 1 5700.00 99.09 ------ ------ 83.60 36.61 11.66 32.78 159 110 PEAK
Avg	Blank	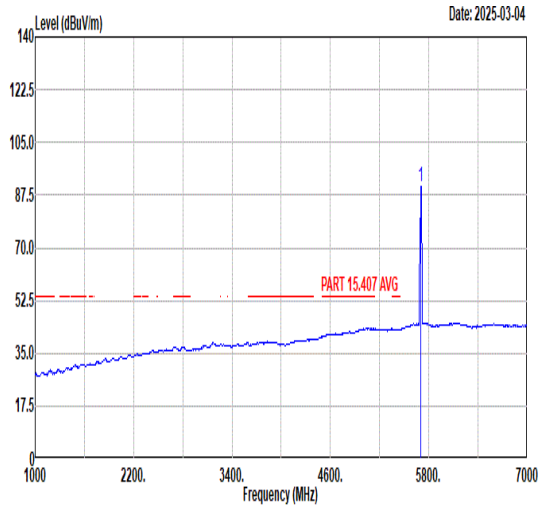 Freq Level Limit Line Margin (dB) Read Level Ant Factor Cable Loss Preamp Factor APos TPos Remark MHz dBuV/m dBuV/m dBuV dB/m dB dB cm deg 1 5700.00 90.29 ------ ------ 74.80 36.61 11.66 32.78 159 110 AVERAGE

Mode	84	
	Band Edge	
	U-NII-2C_5.47-5.725_802.11be EHT20_CH140_Small RU 106+26_OFDMA2_5700MHz	
ANT	1+2	
Pol.	Vertical	Fundamental
Peak	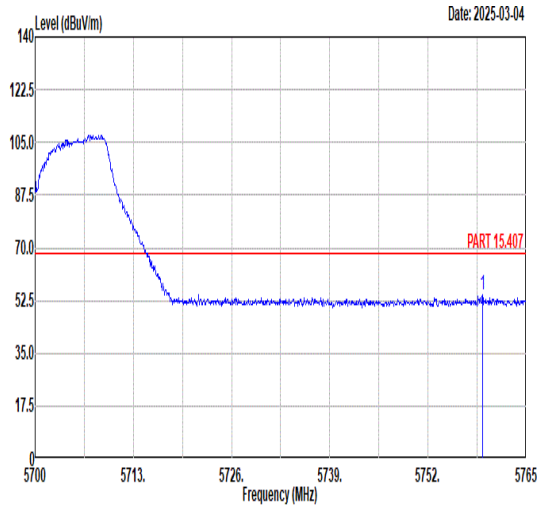 Freq Level Limit Line Margin (dB) Read Level Ant Factor Cable Loss Preamp Factor APos TPos Remark MHz dBuV/m dBuV/m dBuV dB/m dB dB cm deg 1 5759.22 54.35 68.30 -13.95 38.83 36.68 11.64 32.80 108 155 PEAK	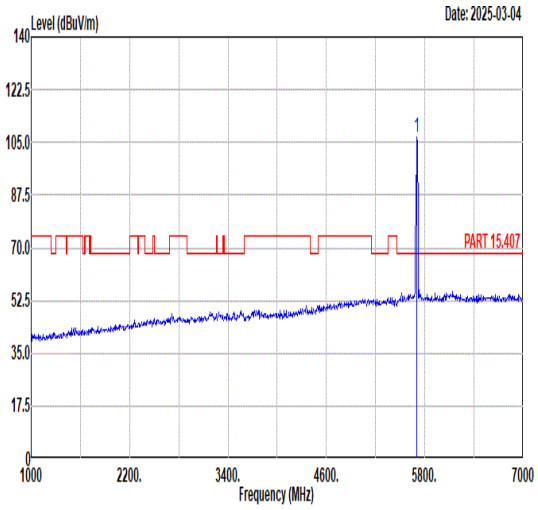 Freq Level Limit Line Margin (dB) Read Level Ant Factor Cable Loss Preamp Factor APos TPos Remark MHz dBuV/m dBuV/m dBuV dB/m dB dB cm deg 1 5700.00 106.64 ------ ------ 91.15 36.61 11.66 32.78 108 155 PEAK
Avg	Blank	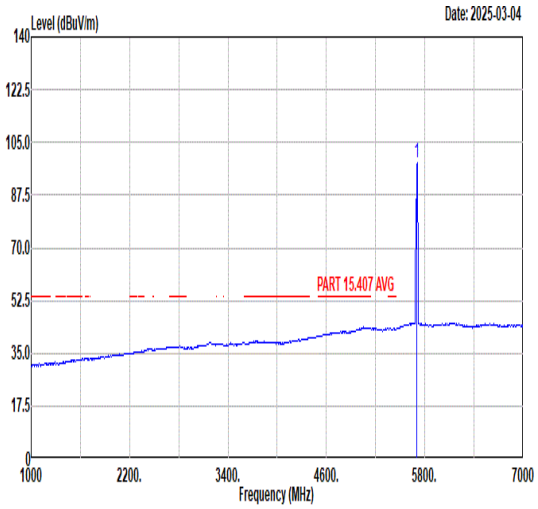 Freq Level Limit Line Margin (dB) Read Level Ant Factor Cable Loss Preamp Factor APos TPos Remark MHz dBuV/m dBuV/m dBuV dB/m dB dB cm deg 1 5700.00 98.34 ------ ------ 82.84 36.62 11.66 32.78 108 155 AVERAGE

Mode	85	
	Harmonic	
	U-NII-3_5.725-5.85_802.11a_CH149_5745MHz	
ANT	1+2	
Pol.	Horizontal	Vertical
Peak Avg	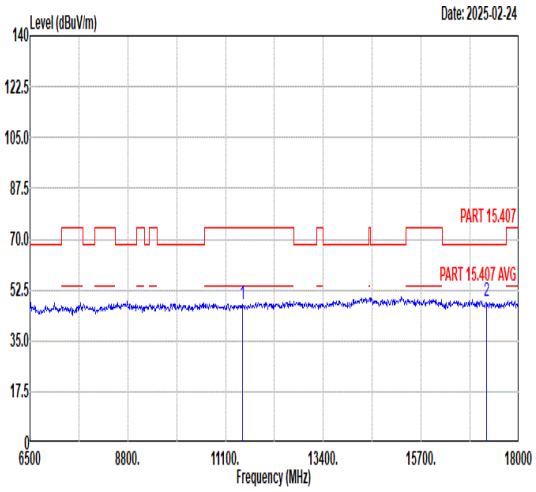 Freq Level Limit Line Margin Read Level Ant Factor Cable Loss Preamp Factor APos TPos Remark MHz dBuV/m dBuV/m dB dBuV dB/m dB dB cm deg 1 11490.00 47.48 74.00 -26.52 44.76 38.20 14.83 50.31 --- --- Peak 2 17235.00 48.63 68.30 -19.67 41.39 42.69 17.57 53.02 --- --- Peak	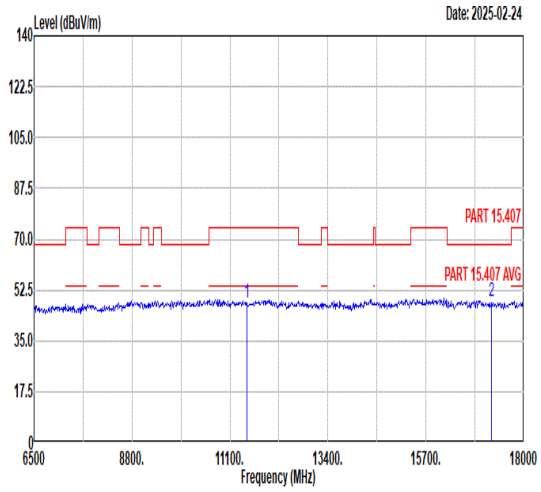 Freq Level Limit Line Margin Read Level Ant Factor Cable Loss Preamp Factor APos TPos Remark MHz dBuV/m dBuV/m dB dBuV dB/m dB dB cm deg 1 11490.00 47.87 74.00 -26.13 45.15 38.20 14.83 50.31 --- --- Peak 2 17235.00 48.54 68.30 -19.76 41.30 42.69 17.57 53.02 --- --- Peak

Mode	86	
	Harmonic	
	U-NII-3_5.725-5.85_802.11a_CH157_5785MHz	
ANT	1+2	
Pol.	Horizontal	Vertical
Peak Avg	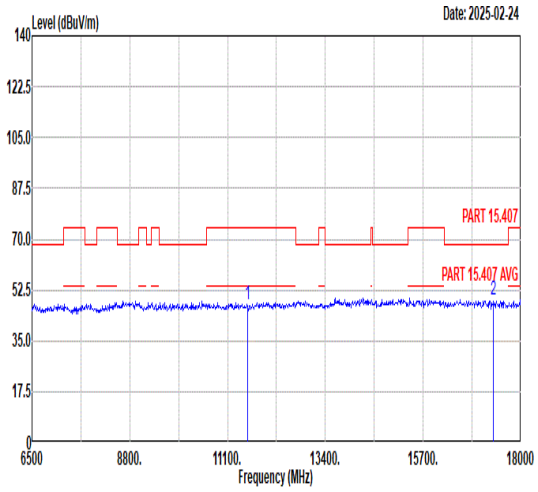 Freq Level Limit Line Margin Read Level Ant Factor Cable Loss Preamp Factor APos TPos Remark MHz dBuV/m dBuV/m dB dBuV dB/m dB dB cm deg 1 11570.00 47.29 74.00 -26.71 44.45 38.20 14.88 50.24 --- --- Peak 2 17355.00 48.94 68.30 -19.36 42.38 42.24 17.60 53.28 --- --- Peak	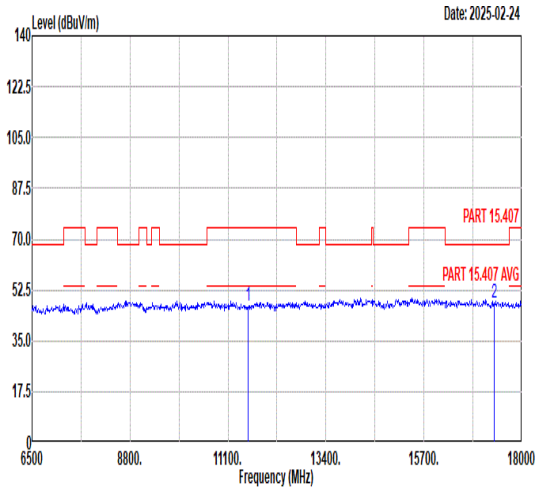 Freq Level Limit Line Margin Read Level Ant Factor Cable Loss Preamp Factor APos TPos Remark MHz dBuV/m dBuV/m dB dBuV dB/m dB dB cm deg 1 11570.00 46.77 74.00 -27.23 43.93 38.20 14.88 50.24 --- --- Peak 2 17355.00 48.05 68.30 -20.25 41.49 42.24 17.60 53.28 --- --- Peak

Mode	87	
	Harmonic	
	U-NII-3_5.725-5.85_802.11a_CH165_5825MHz	
ANT	1+2	
Pol.	Horizontal	Vertical
Peak Avg	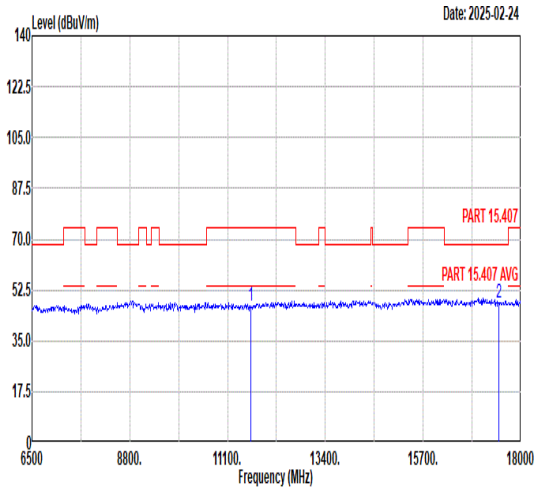 Freq Level Limit Line Margin Read Level Ant Factor Cable Loss Preamp Factor APos TPos Remark MHz dBuV/m dBuV/m dB dBuV dB/m dB dB cm deg 1 11650.00 46.86 74.00 -27.14 43.91 38.20 14.93 50.18 --- --- Peak 2 17475.00 48.34 68.30 -19.96 41.90 42.35 17.63 53.54 --- --- Peak	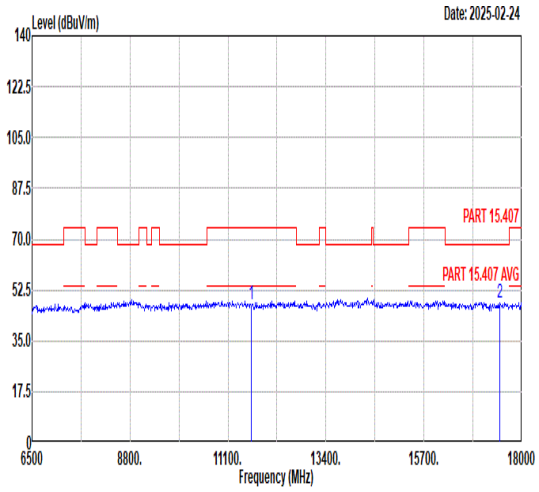 Freq Level Limit Line Margin Read Level Ant Factor Cable Loss Preamp Factor APos TPos Remark MHz dBuV/m dBuV/m dB dBuV dB/m dB dB cm deg 1 11650.00 47.49 74.00 -26.51 44.54 38.20 14.93 50.18 --- --- Peak 2 17475.00 47.89 68.30 -20.41 41.45 42.35 17.63 53.54 --- --- Peak

Mode	88	
	Band Edge	
	U-NII-3_5.725-5.85_802.11n HT20_CH149_5745MHz	
ANT	1+2	
Pol.	Horizontal	Fundamental
Peak	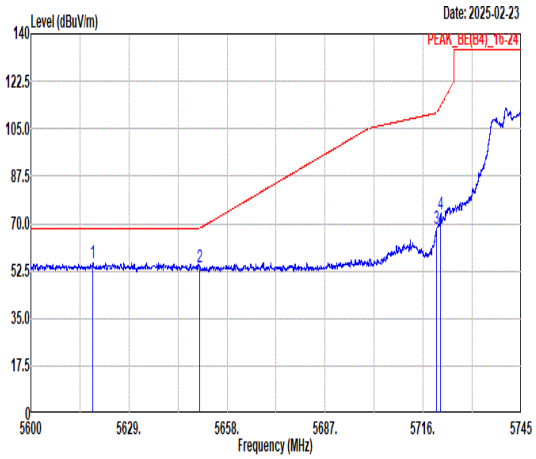 Freq Level Limit Line Margin (dB) Read Level Ant Factor Cable Loss Preamp Factor APos TPos Remark 1 5618.36 55.61 68.30 -12.69 40.29 36.37 11.70 32.75 393 119 PEAK 2 5650.01 54.07 68.31 -14.24 38.64 36.50 11.69 32.76 393 119 PEAK 3 5719.99 68.08 110.80 -42.72 52.57 36.64 11.66 32.79 393 119 PEAK 4 5721.02 73.25 113.12 -39.87 57.74 36.64 11.66 32.79 393 119 PEAK	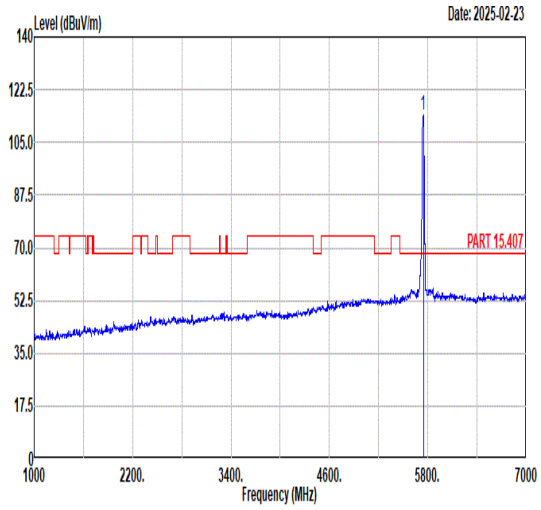 Freq Level Limit Line Margin (dB) Read Level Ant Factor Cable Loss Preamp Factor APos TPos Remark 1 5745.00 114.23 ------ ------ 98.69 36.70 11.64 32.80 393 119 PEAK
Avg	Blank	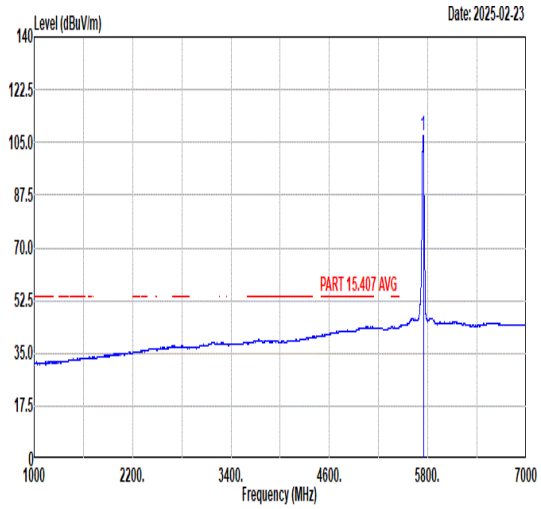 Freq Level Limit Line Margin (dB) Read Level Ant Factor Cable Loss Preamp Factor APos TPos Remark 1 5745.00 107.03 ------ ------ 91.49 36.70 11.64 32.80 393 119 AVERAGE

Mode	88	
	Band Edge	
	U-NII-3_5.725-5.85_802.11n HT20_CH149_5745MHz	
ANT	1+2	
Pol.	Vertical	Fundamental
Peak	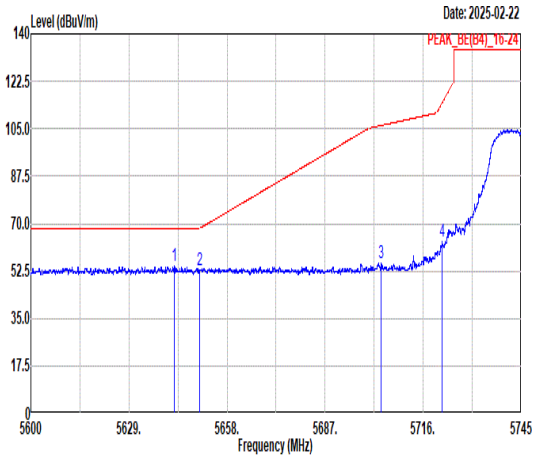 Freq Level Limit Line Margin (dB) Read Level Ant Factor Cable Loss Preamp Factor APos TPos Remark 1 5642.41 54.21 68.30 -14.09 38.81 36.47 11.69 32.76 121 142 PEAK 2 5650.01 53.01 68.31 -15.30 37.58 36.50 11.69 32.76 121 142 PEAK 3 5703.62 55.56 106.21 -50.65 40.07 36.61 11.66 32.78 121 142 PEAK 4 5721.58 63.43 114.41 -50.98 47.93 36.64 11.65 32.79 121 142 PEAK	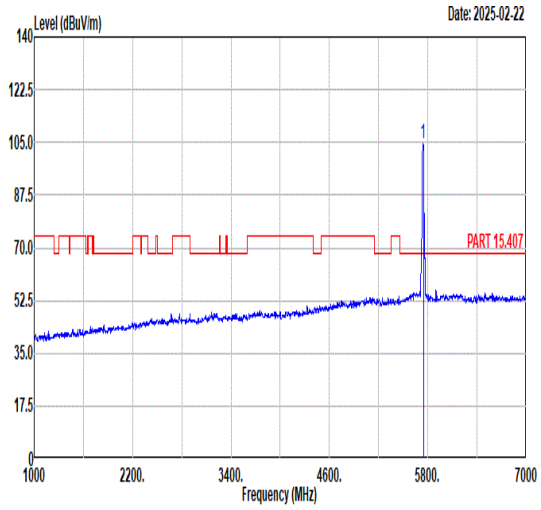 Freq Level Limit Line Margin (dB) Read Level Ant Factor Cable Loss Preamp Factor APos TPos Remark 1 5745.00 104.46 ------ ------ 88.93 36.67 11.65 32.79 121 142 PEAK
Avg	Blank	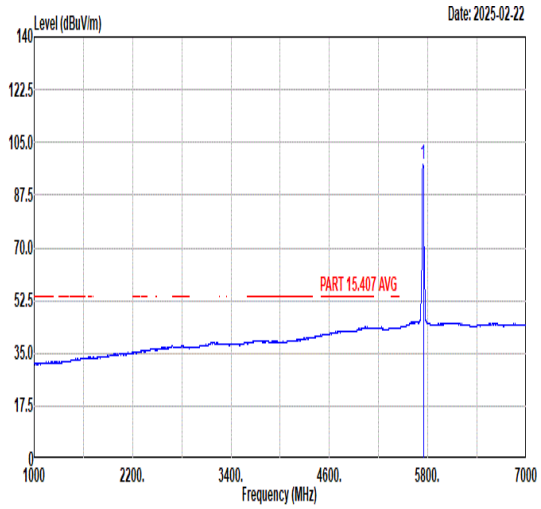 Freq Level Limit Line Margin (dB) Read Level Ant Factor Cable Loss Preamp Factor APos TPos Remark 1 5745.00 97.94 ------ ------ 82.41 36.67 11.65 32.79 121 142 AVERAGE

Mode	88	
	Harmonic	
	U-NII-3_5.725-5.85_802.11n HT20_CH149_5745MHz	
ANT	1+2	
Pol.	Horizontal	Vertical
Peak Avg	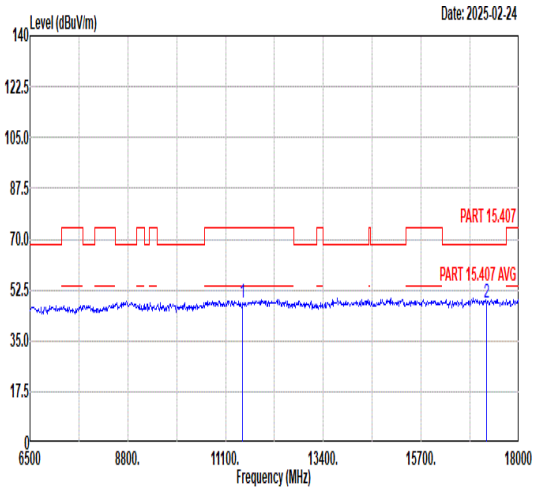 Freq Level Limit Line Margin Read Level Ant Factor Cable Loss Preamp Factor APos TPos Remark MHz dBuV/m dBuV/m dB dBuV dB/m dB dB cm deg 1 11490.00 47.90 74.00 -26.10 45.18 38.20 14.83 50.31 --- --- Peak 2 17235.00 48.31 68.30 -19.99 41.07 42.69 17.57 53.02 --- --- Peak	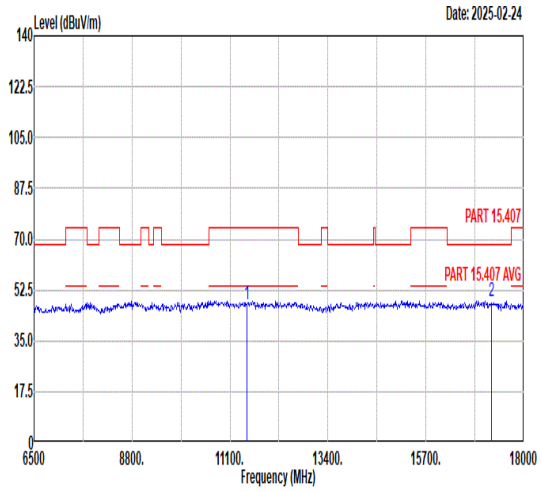 Freq Level Limit Line Margin Read Level Ant Factor Cable Loss Preamp Factor APos TPos Remark MHz dBuV/m dBuV/m dB dBuV dB/m dB dB cm deg 1 11490.00 47.59 74.00 -26.41 44.87 38.20 14.83 50.31 --- --- Peak 2 17235.00 48.46 68.30 -19.84 41.22 42.69 17.57 53.02 --- --- Peak

Mode	89	
	Harmonic	
	U-NII-3_5.725-5.85_802.11n HT20_CH157_5785MHz	
ANT	1+2	
Pol.	Horizontal	Vertical
Peak Avg	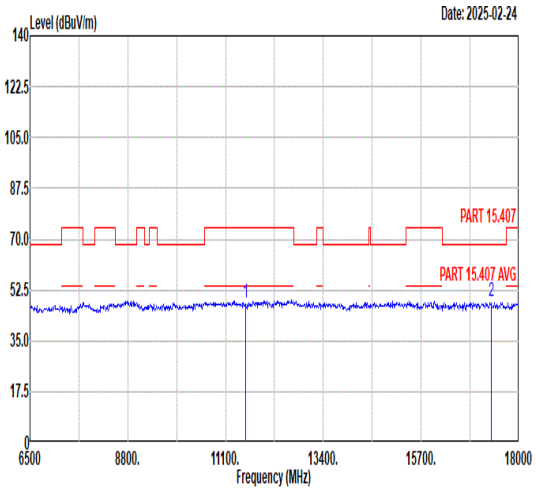 Freq Level Limit Line Margin Read Level Ant Factor Cable Loss Preamp Factor APos TPos Remark MHz dBuV/m dBuV/m dB dBuV dB/m dB dB cm deg 1 11570.00 47.87 74.00 -26.13 45.03 38.20 14.88 50.24 --- --- Peak 2 17355.00 48.54 68.30 -19.76 41.98 42.24 17.60 53.28 --- --- Peak	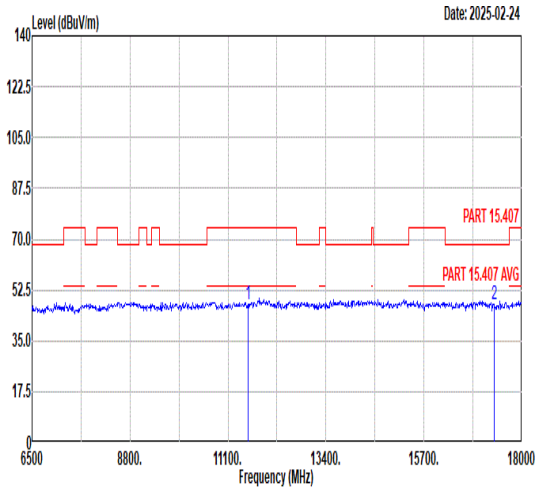 Freq Level Limit Line Margin Read Level Ant Factor Cable Loss Preamp Factor APos TPos Remark MHz dBuV/m dBuV/m dB dBuV dB/m dB dB cm deg 1 11570.00 47.69 74.00 -26.31 44.85 38.20 14.88 50.24 --- --- Peak 2 17355.00 47.44 68.30 -20.86 40.88 42.24 17.60 53.28 --- --- Peak

Mode	90	
	Band Edge	
	U-NII-3_5.725-5.85_802.11n HT20_CH165_5825MHz	
ANT	1+2	
Pol.	Horizontal	Fundamental
Peak	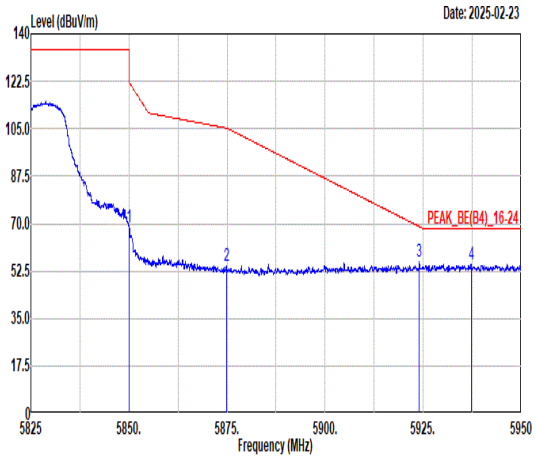 Freq Level Limit Line Margin (dB) Read Level Ant Factor Cable Loss Preamp Factor APos TPos Remark 1 5850.01 68.73 122.17 -53.44 53.54 36.50 11.53 32.84 397 117 PEAK 2 5874.83 54.46 105.25 -50.79 39.27 36.55 11.49 32.85 397 117 PEAK 3 5923.94 55.98 68.98 -13.00 40.79 36.65 11.41 32.87 397 117 PEAK 4 5937.19 55.05 68.30 -13.25 39.87 36.67 11.38 32.87 397 117 PEAK	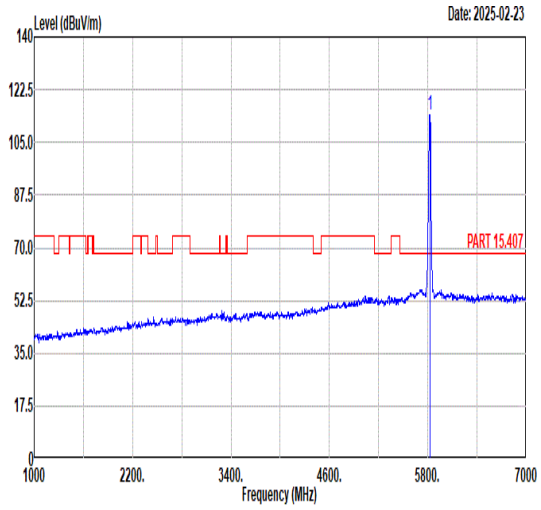 Freq Level Limit Line Margin (dB) Read Level Ant Factor Cable Loss Preamp Factor APos TPos Remark 1 5825.00 114.26 ------ ------ 98.98 36.54 11.57 32.83 397 117 PEAK
Avg	Blank	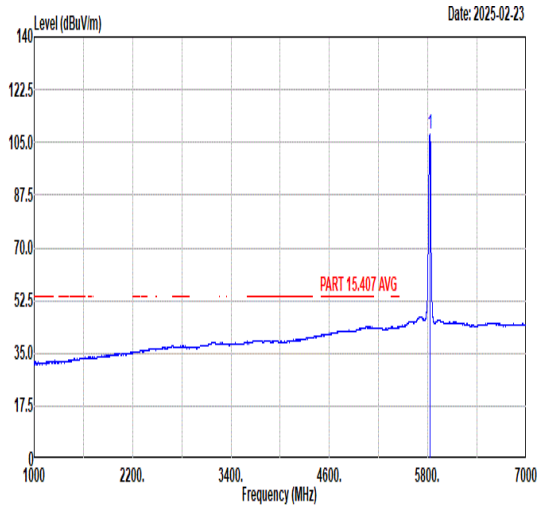 Freq Level Limit Line Margin (dB) Read Level Ant Factor Cable Loss Preamp Factor APos TPos Remark 1 5825.00 107.55 ------ ------ 92.27 36.54 11.57 32.83 397 117 AVERAGE

Mode	90	
	Band Edge	
	U-NII-3_5.725-5.85_802.11n HT20_CH165_5825MHz	
ANT	1+2	
Pol.	Vertical	Fundamental
Peak	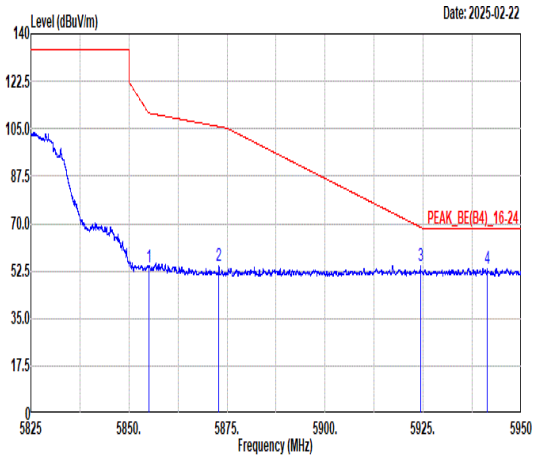 Freq Level Limit Line Margin (dB) Read Level Ant Factor Cable Loss Preamp Factor APos TPos Remark 1 5855.00 54.11 110.80 -56.69 38.92 36.51 11.52 32.84 121 147 PEAK 2 5872.94 54.53 105.78 -51.25 39.34 36.55 11.49 32.85 121 147 PEAK 3 5924.33 54.28 68.70 -14.42 39.10 36.65 11.40 32.87 121 147 PEAK 4 5941.33 53.53 68.30 -14.77 38.35 36.68 11.38 32.88 121 147 PEAK	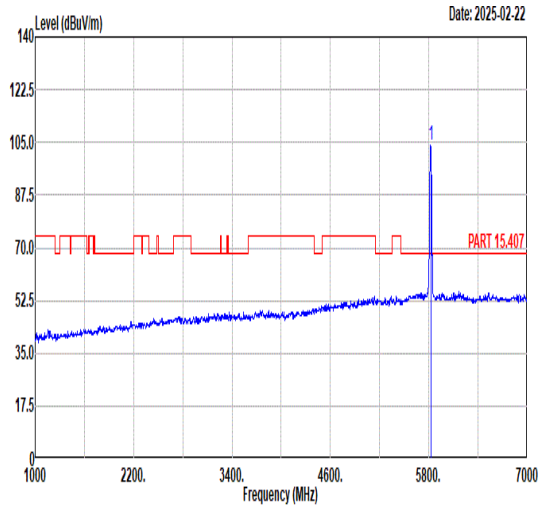 Freq Level Limit Line Margin (dB) Read Level Ant Factor Cable Loss Preamp Factor APos TPos Remark 1 5825.00 104.33 ------ ------ 89.02 36.56 11.58 32.83 121 147 PEAK
Avg	Blank	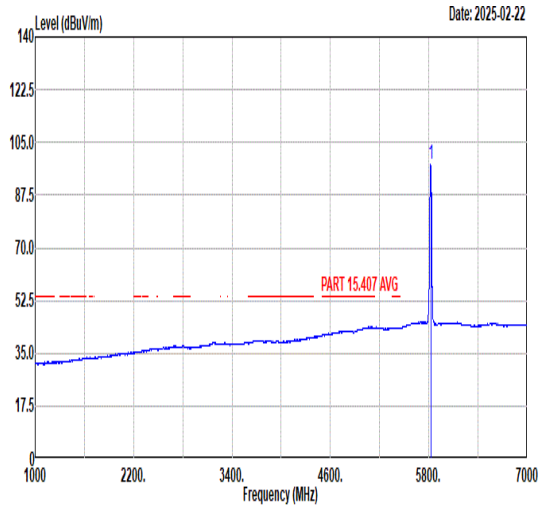 Freq Level Limit Line Margin (dB) Read Level Ant Factor Cable Loss Preamp Factor APos TPos Remark 1 5825.00 97.66 ------ ------ 82.35 36.56 11.58 32.83 121 147 AVERAGE

Mode	90	
	Harmonic	
	U-NII-3_5.725-5.85_802.11n HT20_CH165_5825MHz	
ANT	1+2	
Pol.	Horizontal	Vertical
Peak Avg	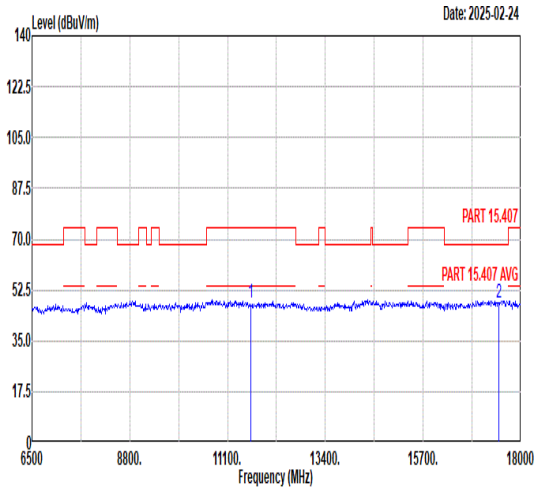 Freq Level Limit Line Margin Read Level Ant Factor Cable Loss Preamp Factor APos TPos Remark MHz dBuV/m dBuV/m dB dBuV dB/m dB dB cm deg 1 11650.00 47.90 74.00 -26.10 44.95 38.20 14.93 50.18 --- --- Peak 2 17475.00 47.97 68.30 -20.33 41.53 42.35 17.63 53.54 --- --- Peak	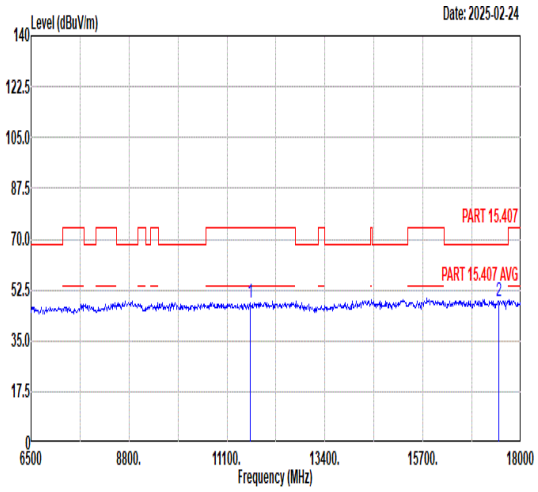 Freq Level Limit Line Margin Read Level Ant Factor Cable Loss Preamp Factor APos TPos Remark MHz dBuV/m dBuV/m dB dBuV dB/m dB dB cm deg 1 11650.00 47.92 74.00 -26.08 44.97 38.20 14.93 50.18 --- --- Peak 2 17475.00 48.64 68.30 -19.66 42.20 42.35 17.63 53.54 --- --- Peak

Mode	91
	Band Edge - L
	U-NII-3_5.725-5.85_802.11n HT40_CH151_5755MHz
ANT	1+2

Pol.	Horizontal	Fundamental
Peak	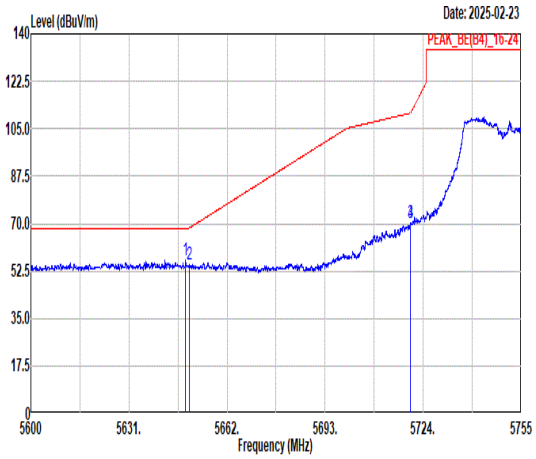 Freq Level Limit Line Margin (dB) Read Level Ant Factor Cable Loss Preamp Factor APos TPos Remark 1 5648.90 56.51 68.30 -11.79 41.08 36.50 11.69 32.76 391 117 PEAK 2 5650.16 54.68 68.42 -13.74 39.25 36.50 11.69 32.76 391 117 PEAK 3 5719.91 70.20 110.77 -40.57 54.69 36.64 11.66 32.79 391 117 PEAK 4 5720.00 70.18 110.80 -40.62 54.67 36.64 11.66 32.79 391 117 PEAK	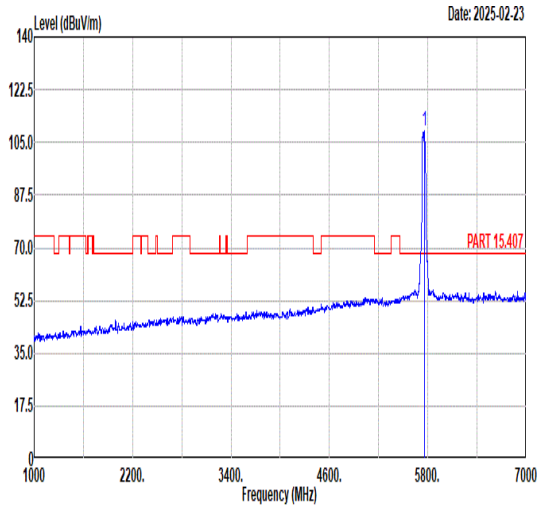 Freq Level Limit Line Margin (dB) Read Level Ant Factor Cable Loss Preamp Factor APos TPos Remark 1 5755.00 108.62 ------ ------ 93.09 36.69 11.64 32.80 391 117 PEAK
Avg	Blank	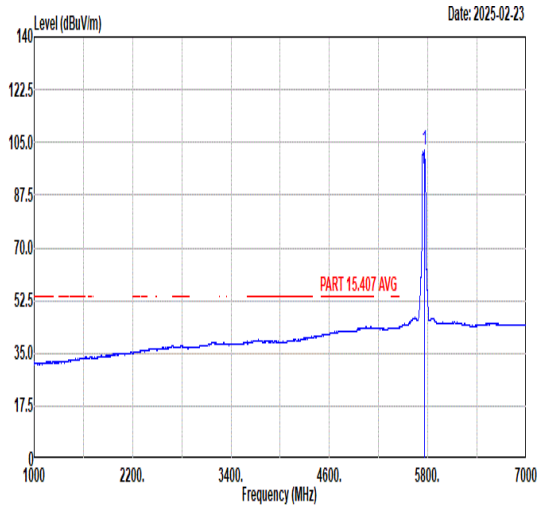 Freq Level Limit Line Margin (dB) Read Level Ant Factor Cable Loss Preamp Factor APos TPos Remark 1 5755.00 102.35 ------ ------ 86.82 36.69 11.64 32.80 391 117 AVERAGE

Mode	91	
	Band Edge - R	
	U-NII-3_5.725-5.85_802.11n HT40_CH151_5755MHz	
ANT	1+2	
Pol.	Horizontal	Fundamental
Peak	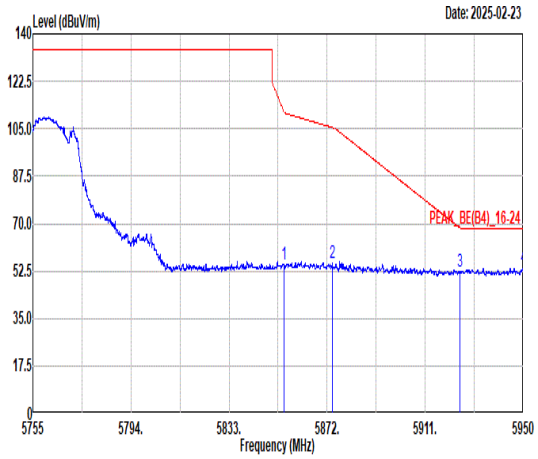 Freq Level Limit Line Margin (dB) Read Level Ant Factor Cable Loss Preamp Factor APos TPos Remark MHz dBuV/m dBuV/m dBuV dB/m dB dB cm deg 1 5854.74 55.20 111.39 -56.19 40.01 36.51 11.52 32.84 391 117 PEAK 2 5874.07 55.63 105.46 -49.83 40.44 36.55 11.49 32.85 391 117 PEAK 3 5924.94 52.46 68.24 -15.78 37.28 36.65 11.40 32.87 391 117 PEAK 4 5949.90 53.90 68.30 -14.40 38.72 36.70 11.36 32.88 391 117 PEAK	Blank

Mode	91
	Band Edge - L
	U-NII-3_5.725-5.85_802.11n HT40_CH151_5755MHz
ANT	1+2

Pol.	Vertical	Fundamental
Peak	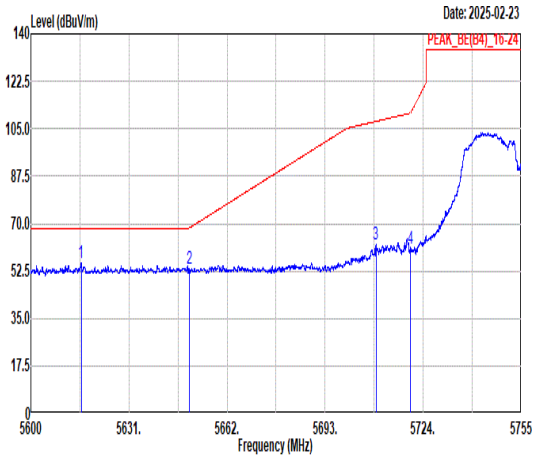 Freq Level Limit Line Margin (dB) Read Level Ant Factor Cable Loss Preamp Factor APos TPos Remark 1 5615.90 55.68 68.30 -12.62 40.37 36.36 11.70 32.75 153 144 PEAK 2 5650.00 53.12 68.30 -15.18 37.69 36.50 11.69 32.76 153 144 PEAK 3 5709.06 62.16 107.74 -45.58 46.66 36.62 11.66 32.78 153 144 PEAK 4 5720.00 60.93 110.80 -49.87 45.42 36.64 11.66 32.79 153 144 PEAK	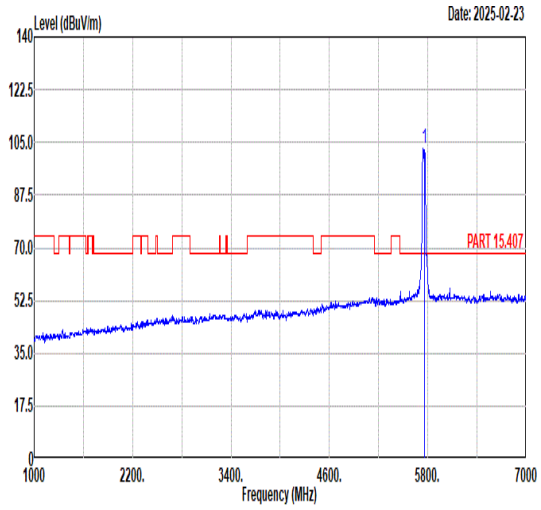 Freq Level Limit Line Margin (dB) Read Level Ant Factor Cable Loss Preamp Factor APos TPos Remark 1 5755.00 102.94 ------ ------ 87.41 36.69 11.64 32.80 153 144 PEAK
Avg	Blank	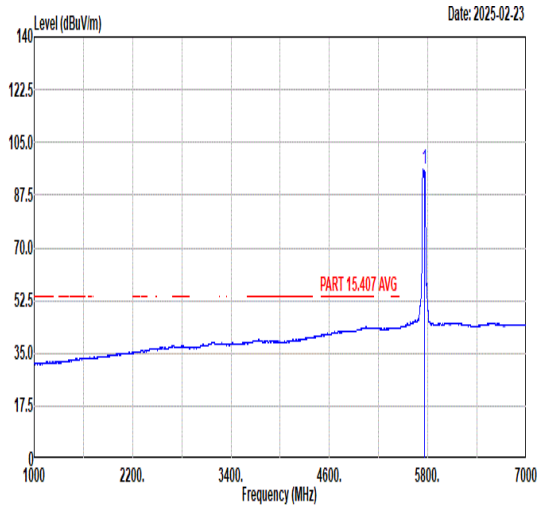 Freq Level Limit Line Margin (dB) Read Level Ant Factor Cable Loss Preamp Factor APos TPos Remark 1 5755.00 96.37 ------ ------ 80.84 36.69 11.64 32.80 153 144 AVERAGE

Mode	91	
	Band Edge - R	
	U-NII-3_5.725-5.85_802.11n HT40_CH151_5755MHz	
ANT	1+2	
Pol.	Vertical	Fundamental
Peak	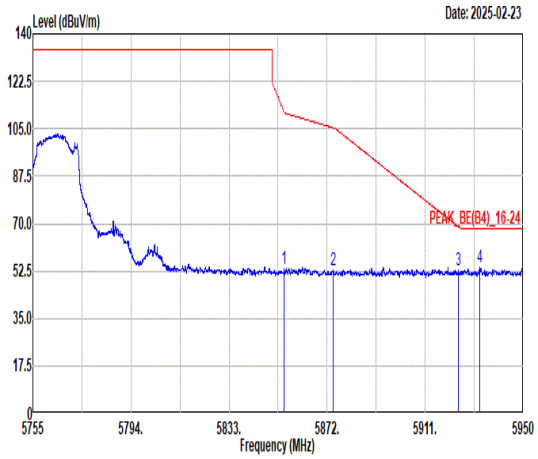 Freq Level Limit Line Margin (dB) Read Level Ant Factor Cable Loss Preamp Factor APos TPos Remark MHz dBuV/m dBuV/m dBuV dB/m dB dB cm deg 1 5854.96 53.36 110.90 -57.54 38.17 36.51 11.52 32.84 153 144 PEAK 2 5874.46 52.94 105.35 -52.41 37.75 36.55 11.49 32.85 153 144 PEAK 3 5924.16 52.60 68.82 -16.22 37.42 36.65 11.40 32.87 153 144 PEAK 4 5932.74 53.83 68.30 -14.47 38.64 36.67 11.39 32.87 153 144 PEAK	Blank

Mode	92	
	Band Edge - L	
	U-NII-3_5.725-5.85_802.11n HT40_CH159_5795MHz	
ANT	1+2	
Pol.	Horizontal	Fundamental
Peak	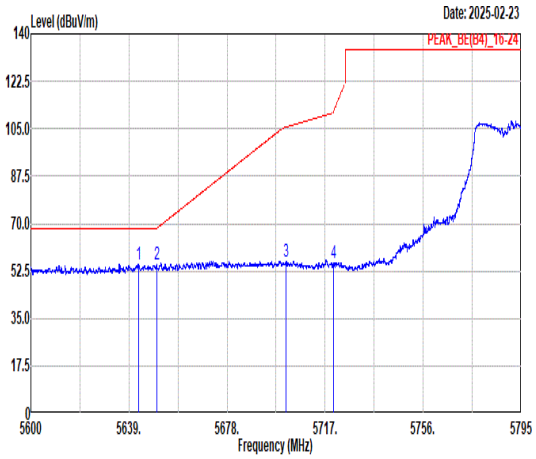 Freq Level Limit Line Margin (dB) Read Level Ant Factor Cable Loss Preamp Factor APos TPos Remark 1 5642.82 54.99 68.30 -13.31 39.59 36.47 11.69 32.76 400 117 PEAK 2 5650.04 55.12 68.33 -13.21 39.69 36.50 11.69 32.76 400 117 PEAK 3 5701.50 56.02 105.62 -49.60 40.54 36.60 11.66 32.78 400 117 PEAK 4 5720.41 55.71 111.74 -56.03 40.20 36.64 11.66 32.79 400 117 PEAK	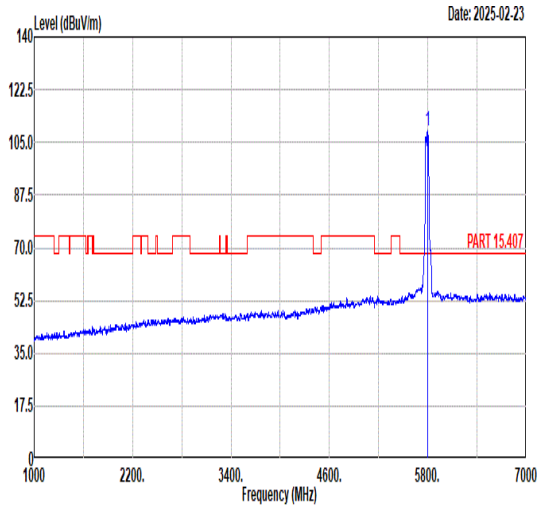 Freq Level Limit Line Margin (dB) Read Level Ant Factor Cable Loss Preamp Factor APos TPos Remark 1 5795.00 109.03 ------ ------ 93.62 36.61 11.62 32.82 400 117 PEAK
Avg	Blank	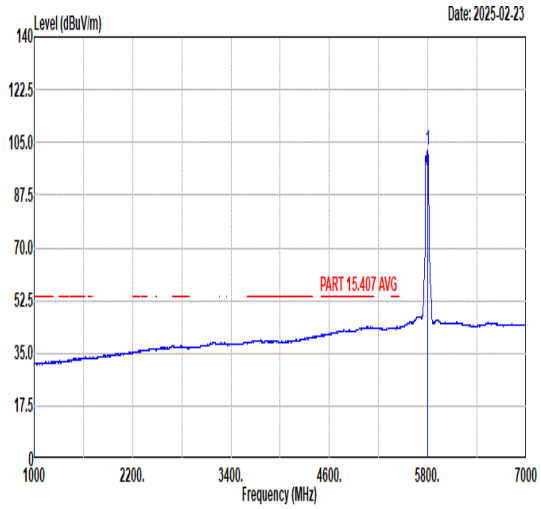 Freq Level Limit Line Margin (dB) Read Level Ant Factor Cable Loss Preamp Factor APos TPos Remark 1 5795.00 102.30 ------ ------ 86.89 36.61 11.62 32.82 400 117 AVERAGE

Mode	92	
	Band Edge - R	
	U-NII-3_5.725-5.85_802.11n HT40_CH159_5795MHz	
ANT	1+2	
Pol.	Horizontal	Fundamental
Peak	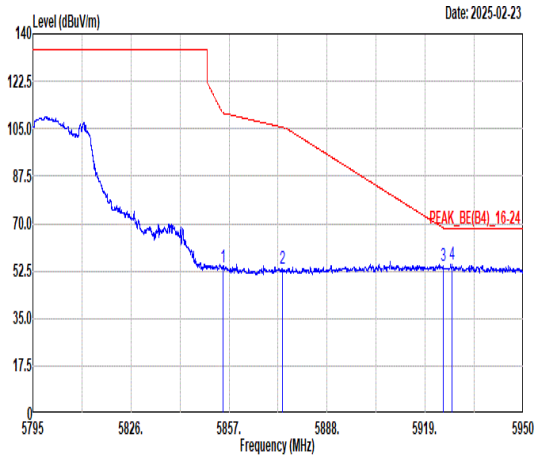 Freq Level Limit Line Margin (dB) Read Level Ant Factor Cable Loss Preamp Factor APos TPos Remark MHz dBuV/m dBuV/m dBuV dB/m dB dB cm deg 1 5854.99 54.06 110.83 -56.77 38.87 36.51 11.52 32.84 400 117 PEAK 2 5873.82 53.42 105.53 -52.11 38.23 36.55 11.49 32.85 400 117 PEAK 3 5924.66 54.62 68.45 -13.83 39.44 36.65 11.40 32.87 400 117 PEAK 4 5927.45 54.97 68.30 -13.33 39.79 36.65 11.40 32.87 400 117 PEAK	Blank

Mode	92	
	Band Edge - L	
	U-NII-3_5.725-5.85_802.11n HT40_CH159_5795MHz	
ANT	1+2	
Pol.	Vertical	Fundamental
Peak	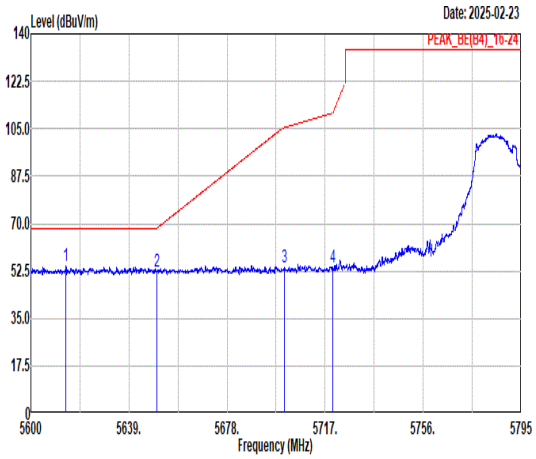 Freq Level Limit Line Margin (dB) Read Level Ant Factor Cable Loss Preamp Factor APos TPos Remark 1 5613.94 54.35 68.30 -13.95 39.04 36.36 11.70 32.75 153 144 PEAK 2 5650.02 52.46 68.31 -15.85 37.03 36.50 11.69 32.76 153 144 PEAK 3 5700.74 53.90 105.41 -51.51 38.42 36.60 11.66 32.78 153 144 PEAK 4 5720.00 53.65 110.81 -57.16 38.14 36.64 11.66 32.79 153 144 PEAK	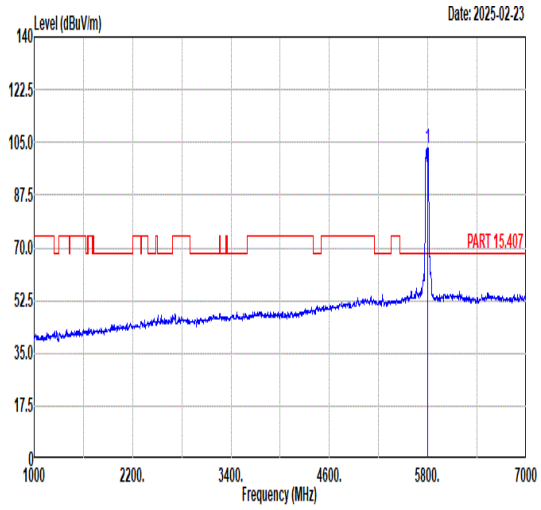 Freq Level Limit Line Margin (dB) Read Level Ant Factor Cable Loss Preamp Factor APos TPos Remark 1 5795.00 103.04 ------ ------ 87.63 36.61 11.62 32.82 153 144 PEAK
Avg	Blank	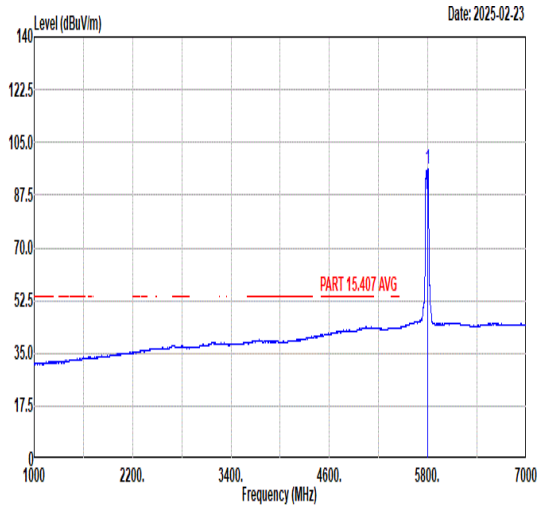 Freq Level Limit Line Margin (dB) Read Level Ant Factor Cable Loss Preamp Factor APos TPos Remark 1 5795.00 96.21 ------ ------ 80.83 36.59 11.61 32.82 153 144 AVERAGE

Mode	92	
	Band Edge - R	
	U-NII-3_5.725-5.85_802.11n HT40_CH159_5795MHz	
ANT	1+2	
Pol.	Vertical	Fundamental
Peak	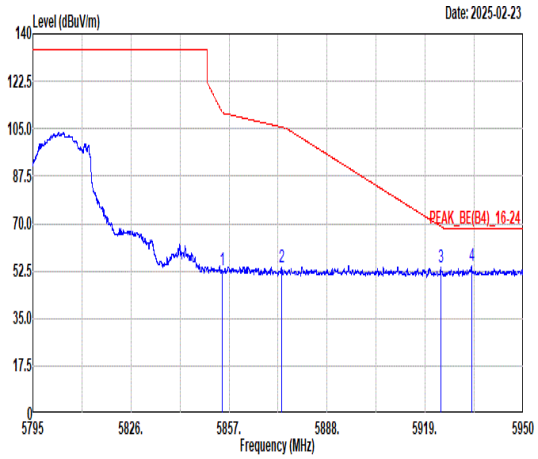 Freq Level Limit Line Margin (dB) Read Level Ant Factor Cable Loss Preamp Factor APos TPos Remark MHz dBuV/m dBuV/m dBuV dB/m dB dB cm deg 1 5854.89 52.81 111.05 -58.24 37.62 36.51 11.52 32.84 153 144 PEAK 2 5873.66 53.75 105.57 -51.82 38.56 36.55 11.49 32.85 153 144 PEAK 3 5923.90 53.92 69.01 -15.09 38.73 36.65 11.41 32.87 153 144 PEAK 4 5933.65 54.16 68.30 -14.14 38.97 36.67 11.39 32.87 153 144 PEAK	Blank

Mode	93	
	Band Edge - L	
	U-NII-3_5.725-5.85_802.11ac VHT80_CH155_5775MHz	
ANT	1+2	
Pol.	Horizontal	Fundamental
Peak	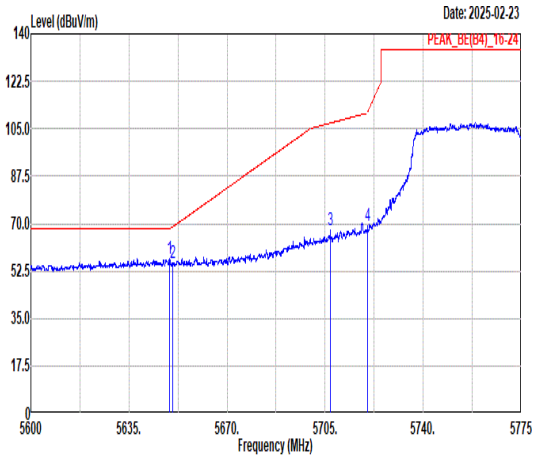 Freq Level Limit Line Margin (dB) Read Level Ant Factor Cable Loss Preamp Factor APos TPos Remark 1 5649.46 57.04 68.30 -11.26 41.61 36.50 11.69 32.76 390 121 PEAK 2 5650.49 55.45 68.66 -13.21 40.02 36.50 11.69 32.76 390 121 PEAK 3 5706.86 67.68 107.12 -39.44 52.19 36.61 11.66 32.78 390 121 PEAK 4 5720.16 69.22 111.15 -41.93 53.71 36.64 11.66 32.79 390 121 PEAK	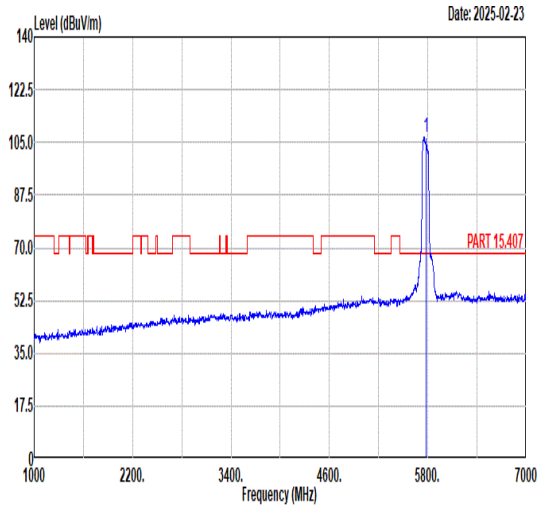 Freq Level Limit Line Margin (dB) Read Level Ant Factor Cable Loss Preamp Factor APos TPos Remark 1 5775.00 106.77 ------ ------ 91.24 36.69 11.64 32.80 390 121 PEAK
Avg	Blank	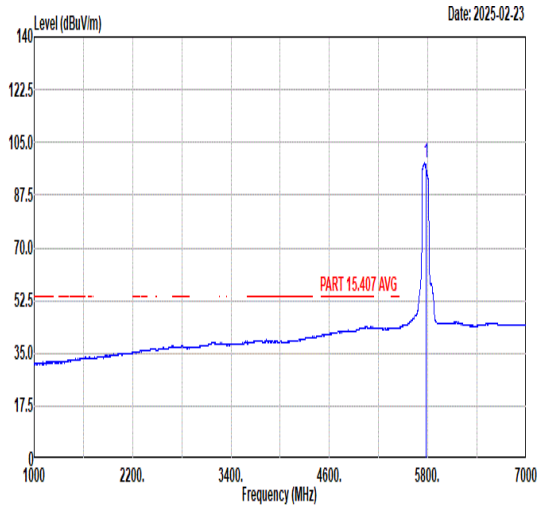 Freq Level Limit Line Margin (dB) Read Level Ant Factor Cable Loss Preamp Factor APos TPos Remark 1 5775.00 98.21 ------ ------ 82.69 36.68 11.64 32.80 390 121 AVERAGE

Mode	93	
	Band Edge - R	
	U-NII-3_5.725-5.85_802.11ac VHT80_CH155_5775MHz	
ANT	1+2	
Pol.	Horizontal	Fundamental
Peak	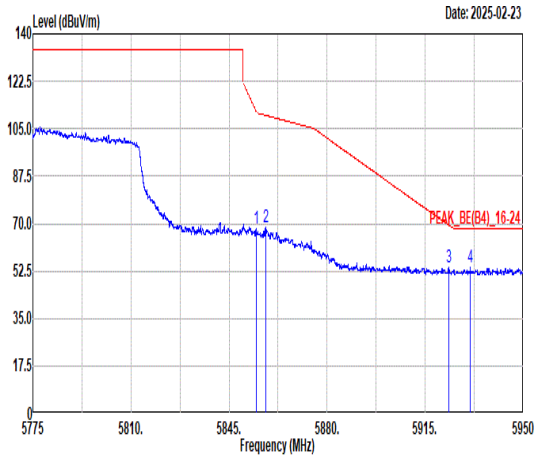 Freq Level Limit Line Margin (dB) Read Level Ant Factor Cable Loss Preamp Factor APos TPos Remark MHz dBuV/m dBuV/m dBuV dB/m dB dB cm deg 1 5854.73 68.31 111.42 -43.11 53.12 36.51 11.52 32.84 390 121 PEAK 2 5858.04 68.49 109.95 -41.46 53.29 36.52 11.52 32.84 390 121 PEAK 3 5923.31 53.83 69.44 -15.61 38.64 36.65 11.41 32.87 390 121 PEAK 4 5931.03 53.69 68.30 -14.61 38.51 36.66 11.39 32.87 390 121 PEAK	Blank

Mode	93
	Band Edge - L
	U-NII-3_5.725-5.85_802.11ac VHT80_CH155_5775MHz
ANT	1+2

Pol.	Vertical	Fundamental
Peak	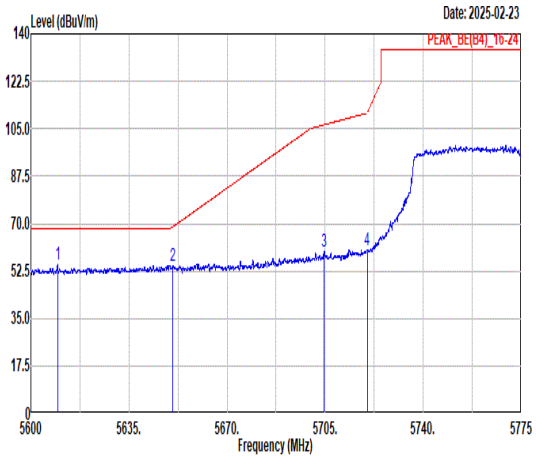 Freq Level Limit Line Margin (dB) Read Level Ant Factor Cable Loss Preamp Factor APos TPos Remark 1 5609.54 54.70 68.30 -13.60 39.39 36.34 11.71 32.74 163 143 PEAK 2 5650.66 54.55 68.79 -14.24 39.12 36.50 11.69 32.76 163 143 PEAK 3 5704.74 59.88 106.53 -46.65 44.39 36.61 11.66 32.78 163 143 PEAK 4 5720.02 60.18 110.83 -50.65 44.67 36.64 11.66 32.79 163 143 PEAK	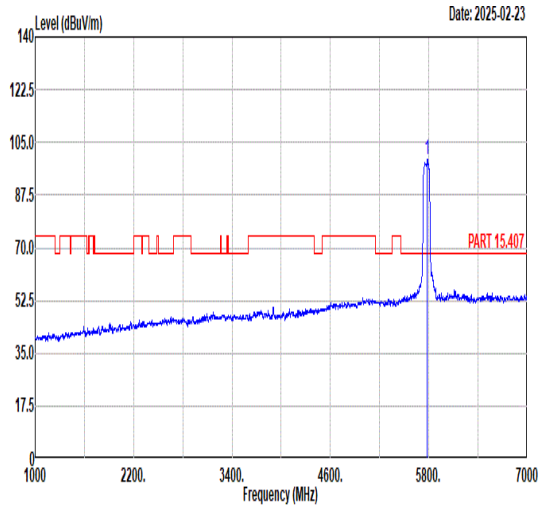 Freq Level Limit Line Margin (dB) Read Level Ant Factor Cable Loss Preamp Factor APos TPos Remark 1 5775.00 99.34 ------ ------ 83.89 36.63 11.63 32.81 163 143 PEAK
Avg	Blank	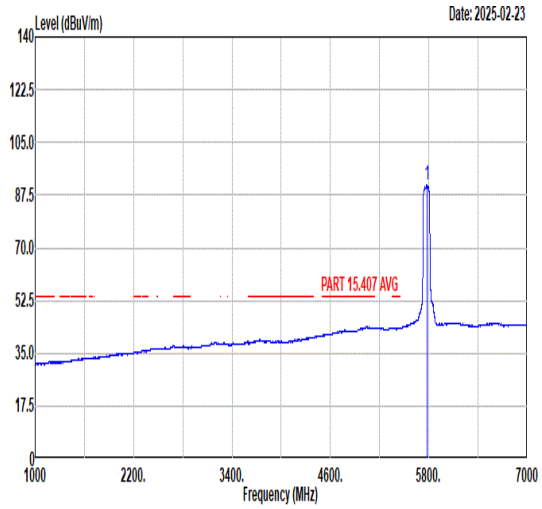 Freq Level Limit Line Margin (dB) Read Level Ant Factor Cable Loss Preamp Factor APos TPos Remark 1 5775.00 90.91 ------ ------ 75.44 36.65 11.63 32.81 163 143 AVERAGE

Mode	93	
	Band Edge - R	
	U-NII-3_5.725-5.85_802.11ac VHT80_CH155_5775MHz	
ANT	1+2	
Pol.	Vertical	Fundamental
Peak	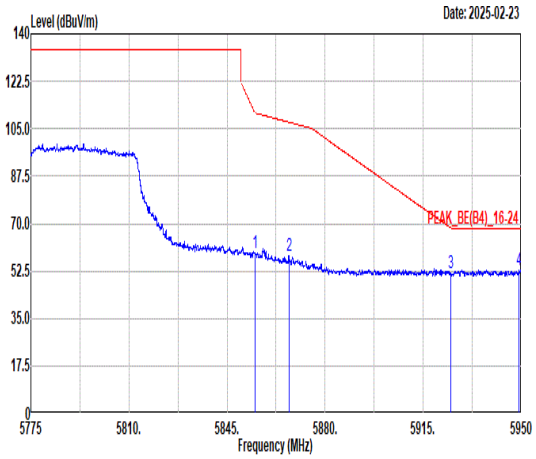 Freq Level Limit Line Margin (dB) Read Level Ant Factor Cable Loss Preamp Factor APos TPos Remark MHz dBuV/m dBuV/m dBuV dB/m dB dB cm deg 1 5854.99 59.14 110.82 -51.68 43.95 36.51 11.52 32.84 163 143 PEAK 2 5867.16 58.22 107.39 -49.17 43.04 36.53 11.50 32.85 163 143 PEAK 3 5924.73 52.00 68.40 -16.40 36.82 36.65 11.40 32.87 163 143 PEAK 4 5949.23 52.84 68.30 -15.46 37.66 36.70 11.36 32.88 163 143 PEAK	Blank

Mode	94	
	Band Edge	
	U-NII-3_5.725-5.85_802.11ax HE20_CH149_Full RU_5745MHz	
ANT	1+2	
Pol.	Horizontal	Fundamental
Peak	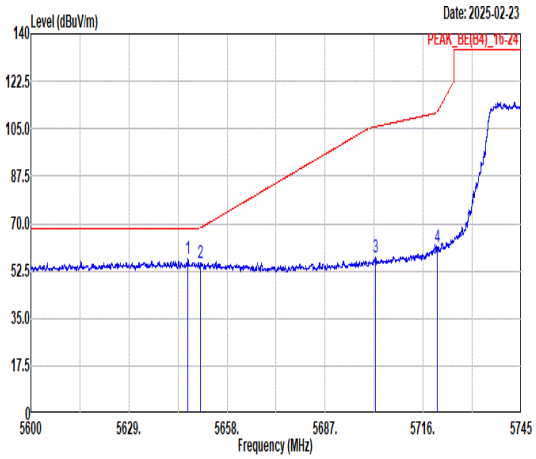 Freq Level Limit Line Margin (dB) Read Level Ant Factor Cable Loss Preamp Factor APos TPos Remark 1 5646.49 56.96 68.30 -11.34 41.54 36.49 11.69 32.76 390 118 PEAK 2 5650.24 55.37 68.48 -13.11 39.94 36.50 11.69 32.76 390 118 PEAK 3 5701.86 57.58 105.72 -48.14 42.10 36.60 11.66 32.78 390 118 PEAK 4 5720.15 61.39 111.14 -49.75 45.88 36.64 11.66 32.79 390 118 PEAK	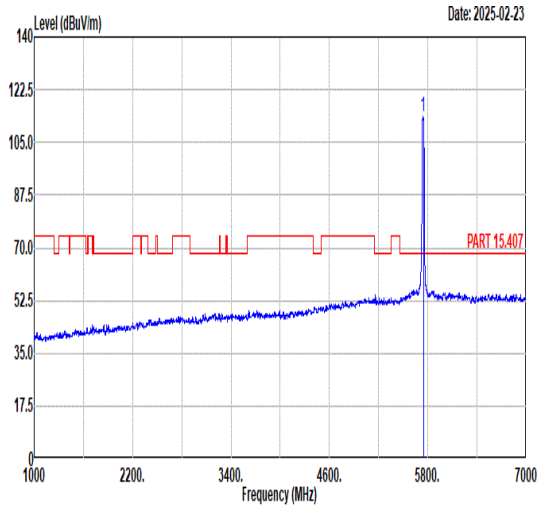 Freq Level Limit Line Margin (dB) Read Level Ant Factor Cable Loss Preamp Factor APos TPos Remark 1 5745.00 113.36 ------ ------ 97.83 36.67 11.65 32.79 390 118 PEAK
Avg	Blank	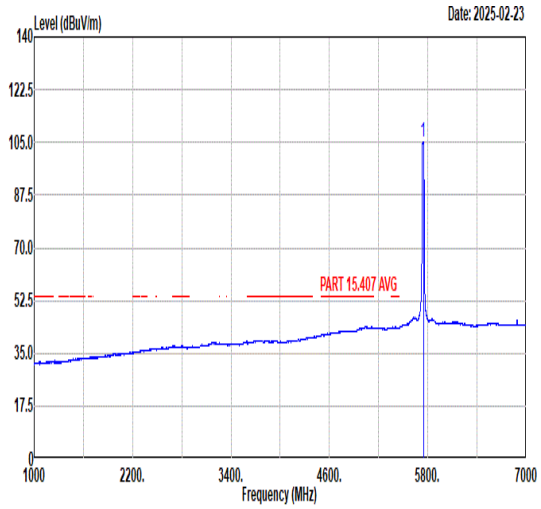 Freq Level Limit Line Margin (dB) Read Level Ant Factor Cable Loss Preamp Factor APos TPos Remark 1 5745.00 104.93 ------ ------ 89.40 36.69 11.64 32.80 390 118 AVERAGE

Mode	94	
	Band Edge	
	U-NII-3_5.725-5.85_802.11ax HE20_CH149_Full RU_5745MHz	
ANT	1+2	
Pol.	Vertical	Fundamental
Peak	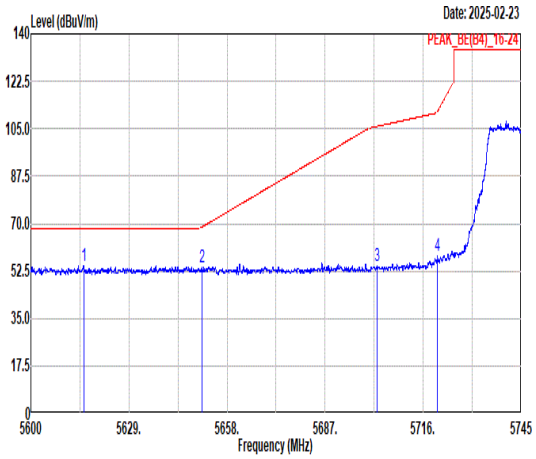 Freq Level Limit Line Margin (dB) Read Level Ant Factor Cable Loss Preamp Factor APos TPos Remark 1 5615.60 54.60 68.30 -13.70 39.29 36.36 11.70 32.75 163 147 PEAK 2 5650.53 53.76 68.70 -14.94 38.33 36.50 11.69 32.76 163 147 PEAK 3 5702.31 54.41 105.85 -51.44 38.93 36.60 11.66 32.78 163 147 PEAK 4 5720.15 57.90 111.14 -53.24 42.39 36.64 11.66 32.79 163 147 PEAK	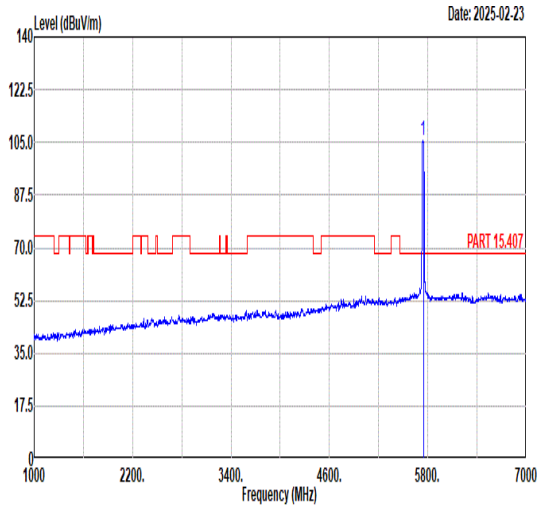 Freq Level Limit Line Margin (dB) Read Level Ant Factor Cable Loss Preamp Factor APos TPos Remark 1 5745.00 105.79 ------ ------ 90.26 36.67 11.65 32.79 163 147 PEAK
Avg	Blank	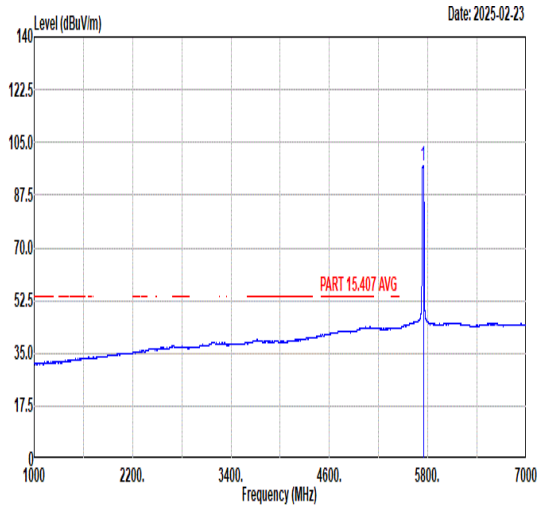 Freq Level Limit Line Margin (dB) Read Level Ant Factor Cable Loss Preamp Factor APos TPos Remark 1 5745.00 97.23 ------ ------ 81.70 36.67 11.65 32.79 163 147 AVERAGE

Mode	94	
	Harmonic	
	U-NII-3_5.725-5.85_802.11ax HE20_CH149_Full RU_5745MHz	
ANT	1+2	
Pol.	Horizontal	Vertical
Peak Avg	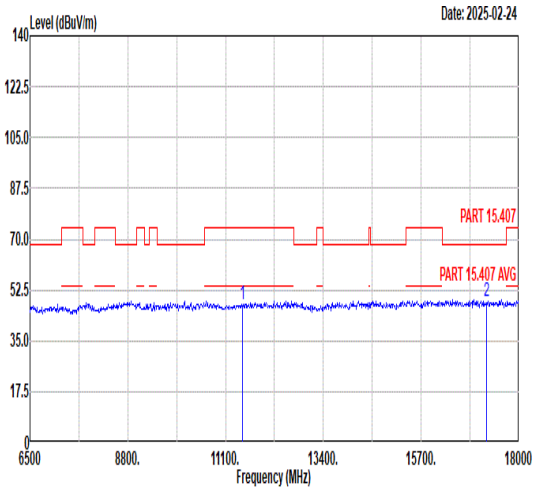 Freq Level Limit Line Margin Read Level Ant Factor Cable Loss Preamp Factor APos TPos Remark MHz dBuV/m dBuV/m dB dBuV dB/m dB dB cm deg 1 11490.00 47.35 74.00 -26.65 44.63 38.20 14.83 50.31 --- --- Peak 2 17235.00 48.71 68.30 -19.59 41.47 42.69 17.57 53.02 --- --- Peak	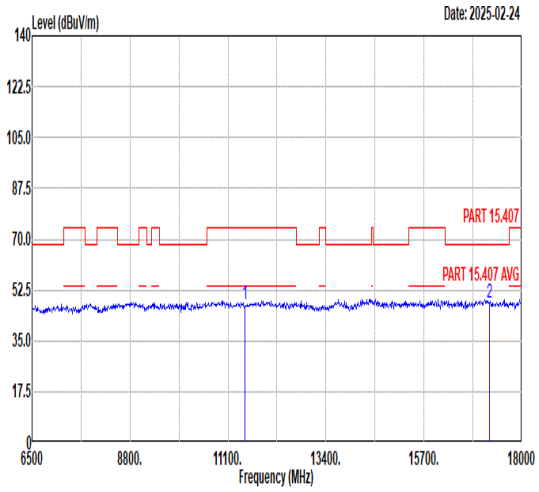 Freq Level Limit Line Margin Read Level Ant Factor Cable Loss Preamp Factor APos TPos Remark MHz dBuV/m dBuV/m dB dBuV dB/m dB dB cm deg 1 11490.00 47.40 74.00 -26.60 44.68 38.20 14.83 50.31 --- --- Peak 2 17235.00 48.24 68.30 -20.06 41.00 42.69 17.57 53.02 --- --- Peak

Mode	95	
	Harmonic	
	U-NII-3_5.725-5.85_802.11ax HE20_CH157_Full RU_5785MHz	
ANT	1+2	
Pol.	Horizontal	Vertical
Peak Avg	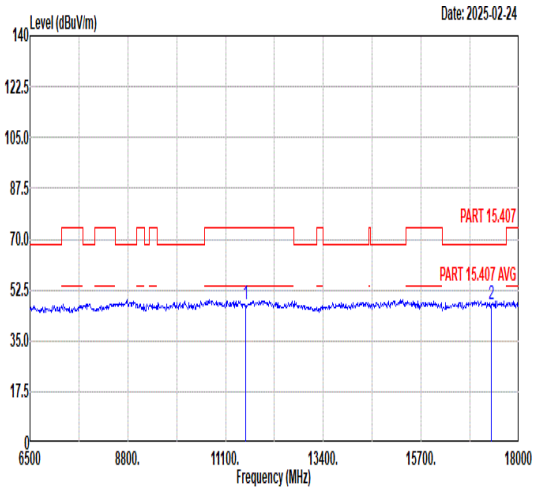 Freq Level Limit Line Margin Read Level Ant Factor Cable Loss Preamp Factor APos TPos Remark MHz dBuV/m dBuV/m dB dBuV dB/m dB dB cm deg 1 11570.00 47.40 74.00 -26.60 44.56 38.20 14.88 50.24 --- --- Peak 2 17355.00 47.77 68.30 -20.53 41.21 42.24 17.60 53.28 --- --- Peak	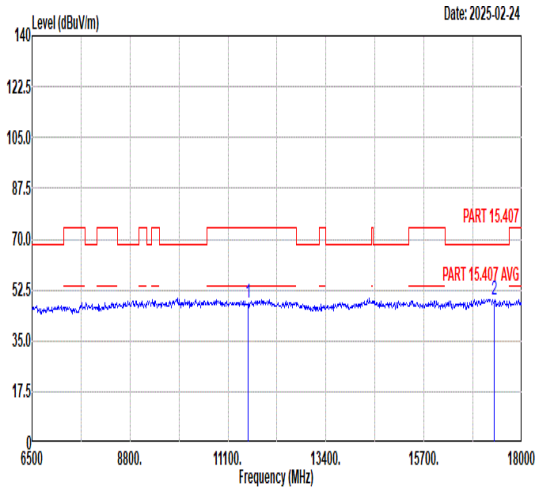 Freq Level Limit Line Margin Read Level Ant Factor Cable Loss Preamp Factor APos TPos Remark MHz dBuV/m dBuV/m dB dBuV dB/m dB dB cm deg 1 11570.00 47.85 74.00 -26.15 45.01 38.20 14.88 50.24 --- --- Peak 2 17355.00 49.08 68.30 -19.22 42.52 42.24 17.60 53.28 --- --- Peak

Mode	96	
	Band Edge	
	U-NII-3_5.725-5.85_802.11ax HE20_CH165_Full RU_5825MHz	
ANT	1+2	
Pol.	Horizontal	Fundamental
Peak	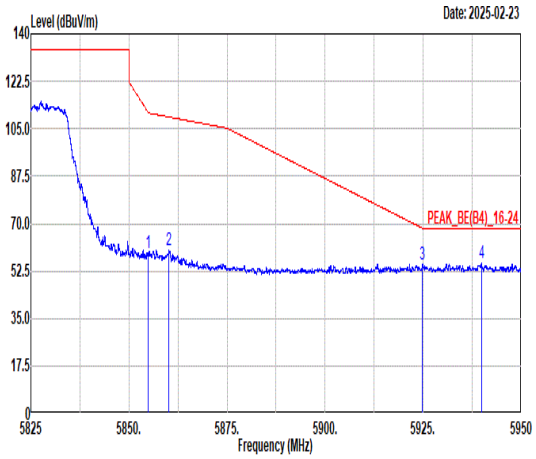 Freq Level Limit Line Margin (dB) Read Level Ant Factor Cable Loss Preamp Factor APos TPos Remark 1 5854.94 59.02 110.94 -51.92 43.83 36.51 11.52 32.84 396 121 PEAK 2 5860.19 60.25 109.35 -49.10 45.06 36.52 11.51 32.84 396 121 PEAK 3 5924.83 54.77 68.33 -13.56 39.59 36.65 11.40 32.87 396 121 PEAK 4 5939.83 55.27 68.30 -13.03 40.09 36.68 11.38 32.88 396 121 PEAK	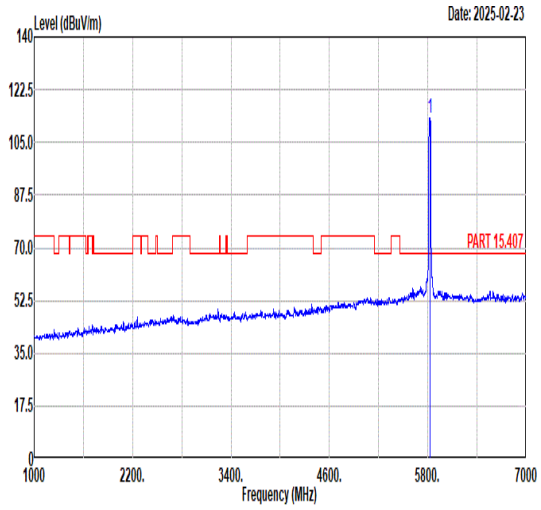 Freq Level Limit Line Margin (dB) Read Level Ant Factor Cable Loss Preamp Factor APos TPos Remark 1 5825.00 113.22 ------ ------ 97.89 36.57 11.59 32.83 396 121 PEAK
Avg	Blank	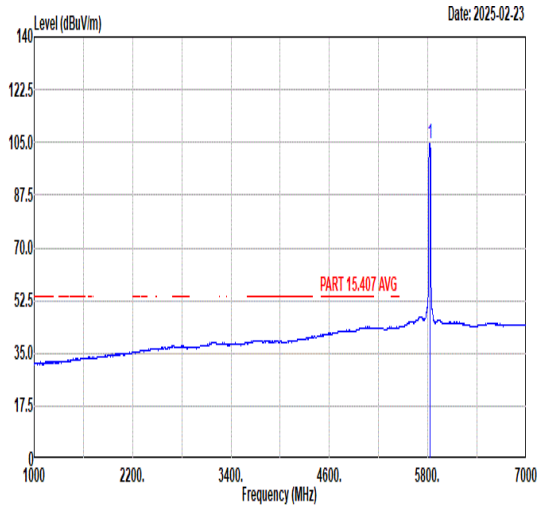 Freq Level Limit Line Margin (dB) Read Level Ant Factor Cable Loss Preamp Factor APos TPos Remark 1 5825.00 104.81 ------ ------ 89.48 36.57 11.59 32.83 396 121 AVERAGE

Mode	96	
	Band Edge	
	U-NII-3_5.725-5.85_802.11ax HE20_CH165_Full RU_5825MHz	
ANT	1+2	
Pol.	Vertical	Fundamental
Peak	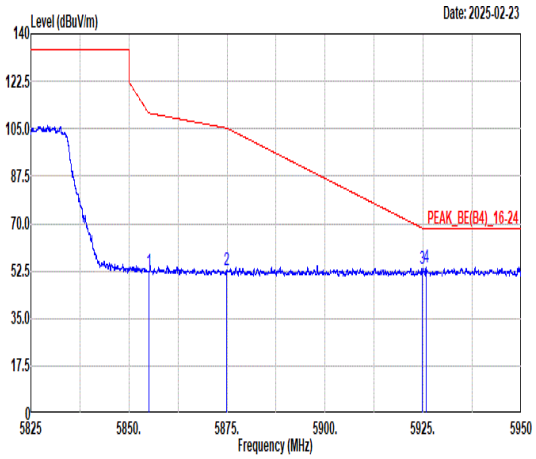 Freq Level Limit Line Margin (dB) Read Level Ant Factor Cable Loss Preamp Factor APos TPos Remark 1 5855.00 52.28 110.80 -58.52 37.09 36.51 11.52 32.84 104 150 PEAK 2 5874.83 52.66 105.25 -52.59 37.47 36.55 11.49 32.85 104 150 PEAK 3 5924.69 53.20 68.43 -15.23 38.02 36.65 11.40 32.87 104 150 PEAK 4 5925.69 54.13 68.30 -14.17 38.95 36.65 11.40 32.87 104 150 PEAK	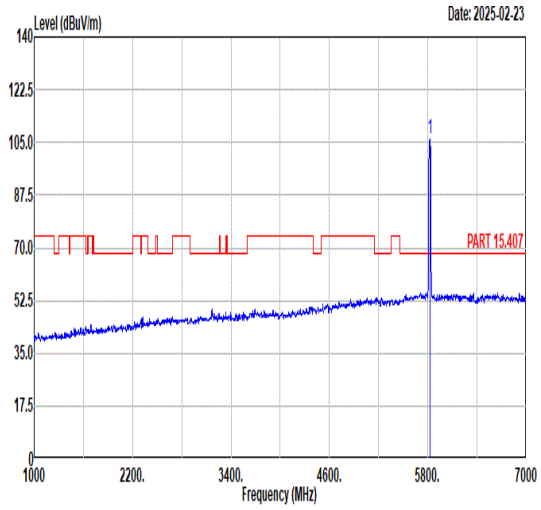 Freq Level Limit Line Margin (dB) Read Level Ant Factor Cable Loss Preamp Factor APos TPos Remark 1 5825.00 106.37 ------ ------ 91.09 36.54 11.57 32.83 104 150 PEAK
Avg	Blank	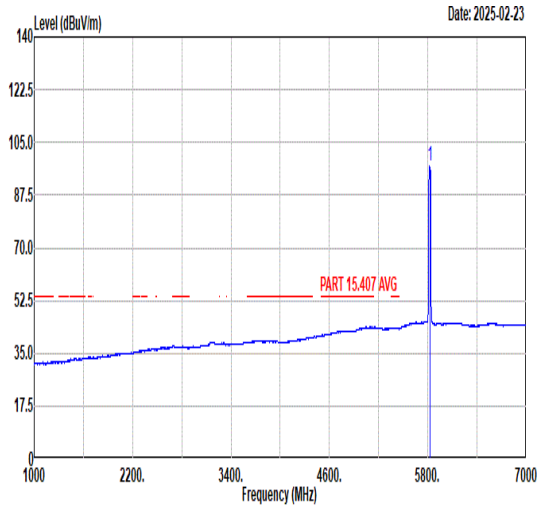 Freq Level Limit Line Margin (dB) Read Level Ant Factor Cable Loss Preamp Factor APos TPos Remark 1 5825.00 96.97 ------ ------ 81.64 36.57 11.59 32.83 104 150 AVERAGE

Mode	96	
	Harmonic	
	U-NII-3_5.725-5.85_802.11ax HE20_CH165_Full RU_5825MHz	
ANT	1+2	
Pol.	Horizontal	Vertical
Peak Avg	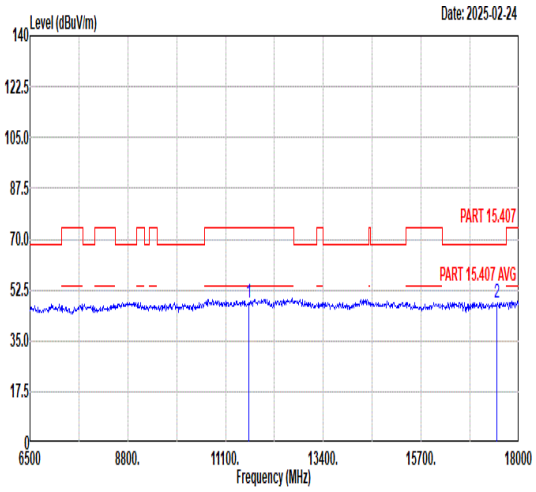 Freq Level Limit Line Margin Read Level Ant Factor Cable Loss Preamp Factor APos TPos Remark MHz dBuV/m dBuV/m dB dBuV dB/m dB dB cm deg 1 11650.00 48.27 74.00 -25.73 45.32 38.20 14.93 50.18 --- --- Peak 2 17475.00 48.32 68.30 -19.98 41.88 42.35 17.63 53.54 --- --- Peak	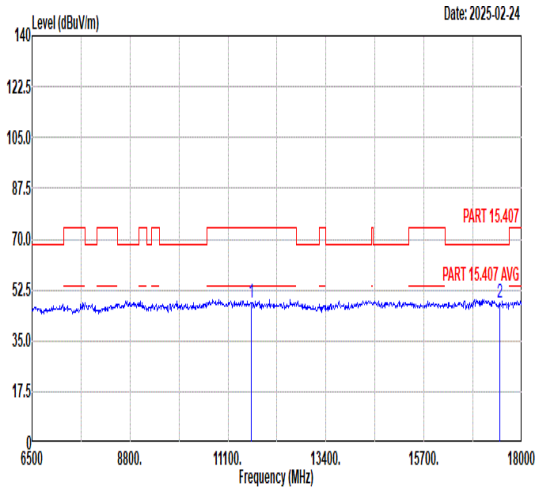 Freq Level Limit Line Margin Read Level Ant Factor Cable Loss Preamp Factor APos TPos Remark MHz dBuV/m dBuV/m dB dBuV dB/m dB dB cm deg 1 11650.00 48.10 74.00 -25.90 45.15 38.20 14.93 50.18 --- --- Peak 2 17475.00 48.07 68.30 -20.23 41.63 42.35 17.63 53.54 --- --- Peak

Mode	97	
	Band Edge - L	
	U-NII-3_5.725-5.85_802.11ax HE40_CH151_Full RU_5755MHz	
ANT	1+2	
Pol.	Horizontal	Fundamental
Peak	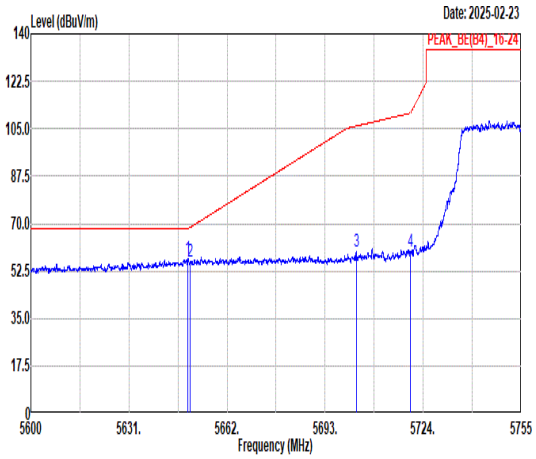 Freq Level Limit Line Margin (dB) Read Level Ant Factor Cable Loss Preamp Factor APos TPos Remark 1 5649.69 57.13 68.30 -11.17 41.70 36.50 11.69 32.76 400 125 PEAK 2 5650.45 56.03 68.64 -12.61 40.60 36.50 11.69 32.76 400 125 PEAK 3 5702.86 59.65 106.00 -46.35 44.16 36.61 11.66 32.78 400 125 PEAK 4 5720.06 59.55 110.94 -51.39 44.04 36.64 11.66 32.79 400 125 PEAK	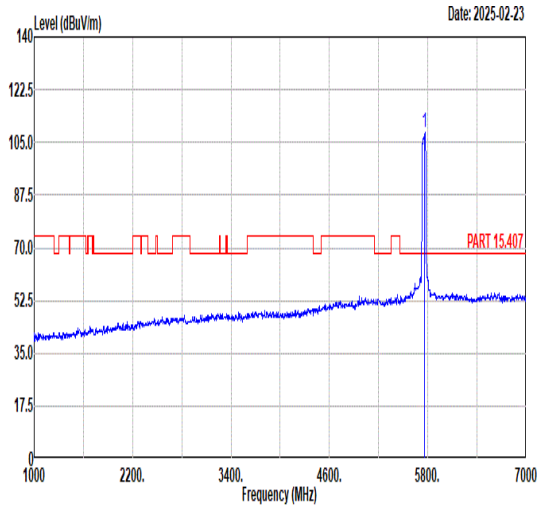 Freq Level Limit Line Margin (dB) Read Level Ant Factor Cable Loss Preamp Factor APos TPos Remark 1 5755.00 108.08 ------ ------ 92.60 36.66 11.63 32.81 400 125 PEAK
Avg	Blank	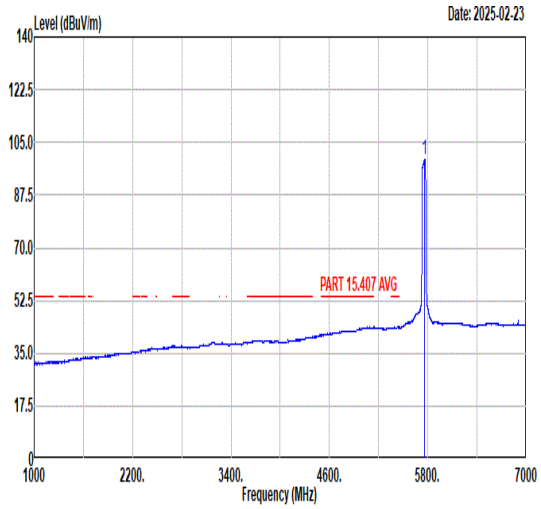 Freq Level Limit Line Margin (dB) Read Level Ant Factor Cable Loss Preamp Factor APos TPos Remark 1 5755.00 99.20 ------ ------ 83.71 36.67 11.63 32.81 400 125 AVERAGE

Mode	97	
	Band Edge - R	
	U-NII-3_5.725-5.85_802.11ax HE40_CH151_Full RU_5755MHz	
ANT	1+2	
Pol.	Horizontal	Fundamental
Peak	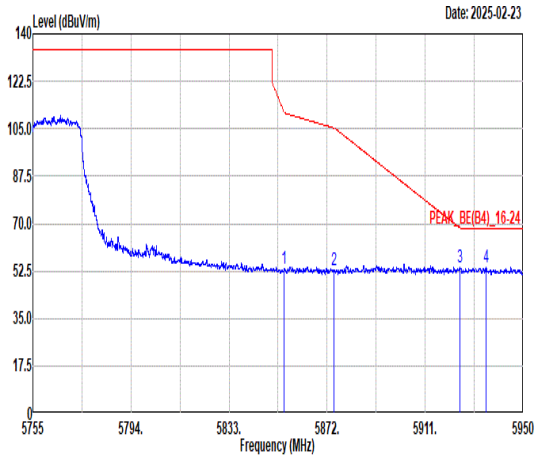 Freq Level Limit Line Margin (dB) Read Level Ant Factor Cable Loss Preamp Factor APos TPos Remark MHz dBuV/m dBuV/m dBuV dB/m dB dB cm deg 1 5855.00 53.16 110.81 -57.65 37.97 36.51 11.52 32.84 400 125 PEAK 2 5874.65 53.03 105.30 -52.27 37.84 36.55 11.49 32.85 400 125 PEAK 3 5924.75 53.71 68.39 -14.68 38.53 36.65 11.40 32.87 400 125 PEAK 4 5935.28 54.05 68.30 -14.25 38.86 36.67 11.39 32.87 400 125 PEAK	Blank

Mode	97
	Band Edge - L
	U-NII-3_5.725-5.85_802.11ax HE40_CH151_Full RU_5755MHz
ANT	1+2

Pol.	Vertical	Fundamental
Peak	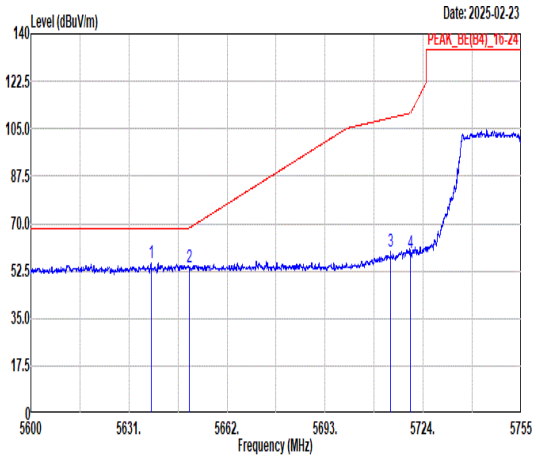 Freq Level Limit Line Margin (dB) Read Level Ant Factor Cable Loss Preamp Factor APos TPos Remark 1 5638.07 55.46 68.30 -12.84 40.08 36.45 11.69 32.76 104 148 PEAK 2 5650.00 53.74 68.30 -14.56 38.31 36.50 11.69 32.76 104 148 PEAK 3 5713.69 59.46 109.04 -49.58 43.96 36.63 11.66 32.79 104 148 PEAK 4 5720.00 59.29 110.80 -51.51 43.78 36.64 11.66 32.79 104 148 PEAK	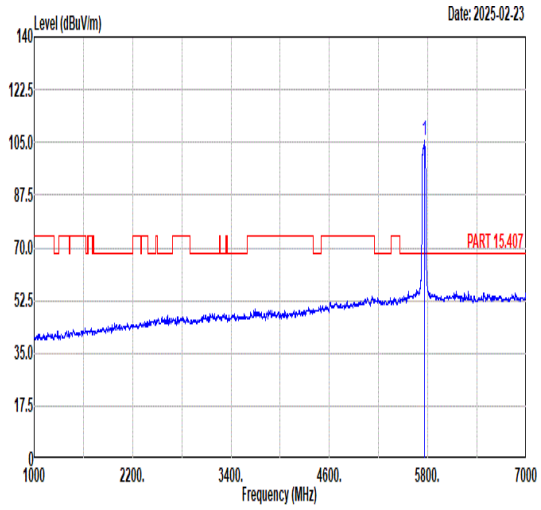 Freq Level Limit Line Margin (dB) Read Level Ant Factor Cable Loss Preamp Factor APos TPos Remark 1 5755.00 105.71 ------ ------ 90.19 36.68 11.64 32.80 104 148 PEAK
Avg	Blank	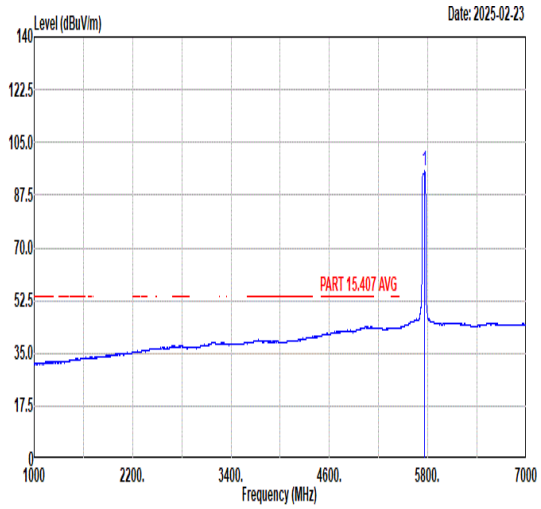 Freq Level Limit Line Margin (dB) Read Level Ant Factor Cable Loss Preamp Factor APos TPos Remark 1 5755.00 95.42 ------ ------ 79.90 36.68 11.64 32.80 104 148 AVERAGE

Mode	97	
	Band Edge - R	
	U-NII-3_5.725-5.85_802.11ax HE40_CH151_Full RU_5755MHz	
ANT	1+2	
Pol.	Vertical	Fundamental
Peak	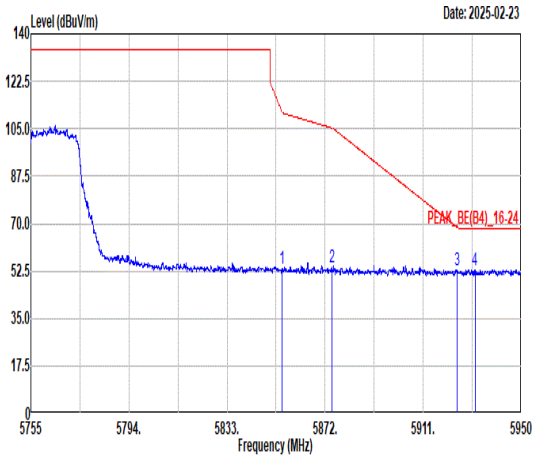 Freq Level Limit Line Margin (dB) Read Level Ant Factor Cable Loss Preamp Factor APos TPos Remark MHz dBuV/m dBuV/m dBuV dB/m dB dB cm deg 1 5855.00 53.14 110.81 -57.67 37.95 36.51 11.52 32.84 104 148 PEAK 2 5874.65 53.97 105.30 -51.33 38.78 36.55 11.49 32.85 104 148 PEAK 3 5924.36 52.82 68.67 -15.85 37.64 36.65 11.40 32.87 104 148 PEAK 4 5931.57 53.06 68.30 -15.24 37.88 36.66 11.39 32.87 104 148 PEAK	Blank

Mode	98	
	Band Edge - L	
	U-NII-3_5.725-5.85_802.11ax HE40_CH159_Full RU_5795MHz	
ANT	1+2	
Pol.	Horizontal	Fundamental
Peak	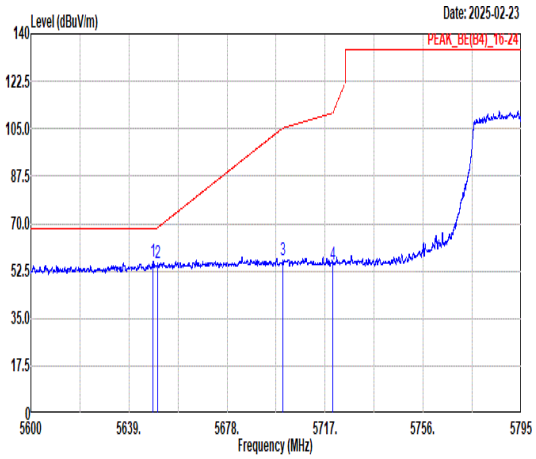 Freq Level Limit Line Margin (dB) Read Level Ant Factor Cable Loss Preamp Factor APos TPos Remark 1 5648.65 56.24 68.30 -12.06 40.82 36.49 11.69 32.76 400 121 PEAK 2 5650.41 55.55 68.60 -13.05 40.12 36.50 11.69 32.76 400 121 PEAK 3 5700.15 56.42 105.24 -48.82 40.94 36.60 11.66 32.78 400 121 PEAK 4 5720.00 54.90 110.81 -55.91 39.39 36.64 11.66 32.79 400 121 PEAK	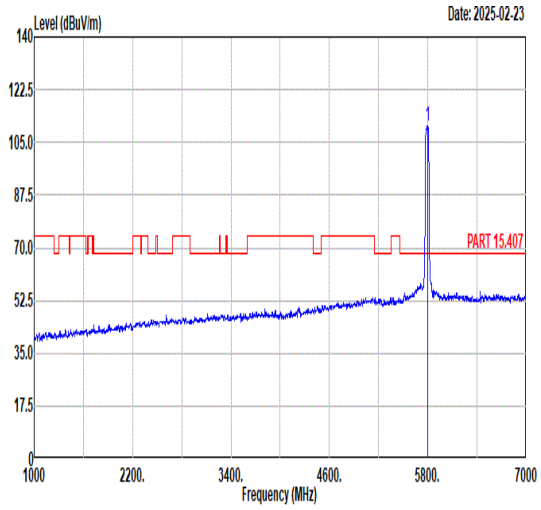 Freq Level Limit Line Margin (dB) Read Level Ant Factor Cable Loss Preamp Factor APos TPos Remark 1 5795.00 110.57 ------ ------ 95.15 36.62 11.62 32.82 400 121 PEAK
Avg	Blank	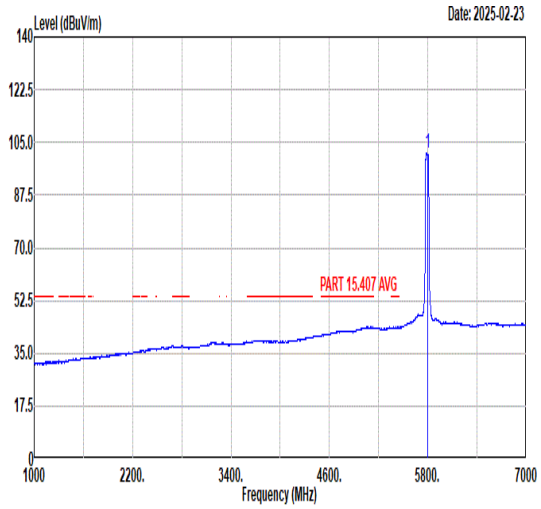 Freq Level Limit Line Margin (dB) Read Level Ant Factor Cable Loss Preamp Factor APos TPos Remark 1 5795.00 101.44 ------ ------ 85.99 36.63 11.63 32.81 400 121 AVERAGE

Mode	98	
	Band Edge - R	
	U-NII-3_5.725-5.85_802.11ax HE40_CH159_Full RU_5795MHz	
ANT	1+2	
Pol.	Horizontal	Fundamental
Peak	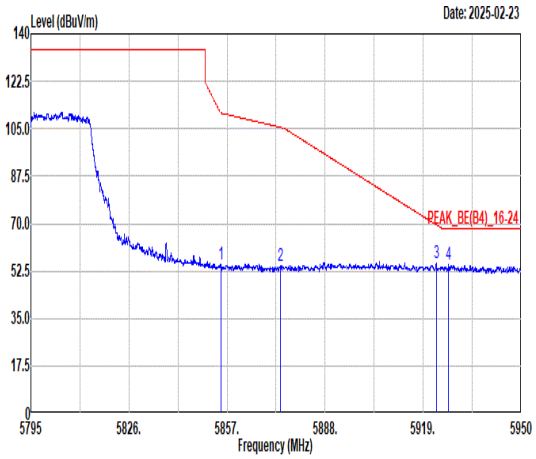 Freq Level Limit Line Margin (dB) Read Level Ant Factor Cable Loss Preamp Factor APos TPos Remark MHz dBuV/m dBuV/m dBuV dB/m dB dB cm deg 1 5854.99 54.92 110.83 -55.91 39.73 36.51 11.52 32.84 400 121 PEAK 2 5873.99 54.49 105.48 -50.99 39.30 36.55 11.49 32.85 400 121 PEAK 3 5923.11 55.22 69.59 -14.37 40.03 36.65 11.41 32.87 400 121 PEAK 4 5926.98 55.01 68.30 -13.29 39.83 36.65 11.40 32.87 400 121 PEAK	Blank

Mode	98	
	Band Edge - L	
	U-NII-3_5.725-5.85_802.11ax HE40_CH159_Full RU_5795MHz	
ANT	1+2	
Pol.	Vertical	Fundamental
Peak	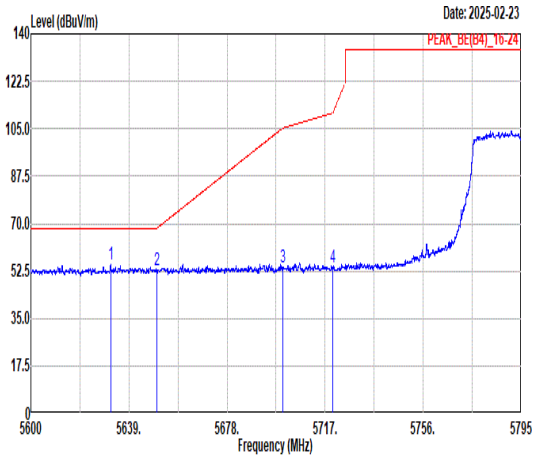 Freq Level Limit Line Margin (dB) Read Level Ant Factor Cable Loss Preamp Factor APos TPos Remark MHz dBuV/m dBuV/m dBuV dB/m dB dB cm deg 1 5631.71 54.72 68.30 -13.58 39.34 36.43 11.70 32.75 142 137 PEAK 2 5650.02 52.67 68.31 -15.64 37.24 36.50 11.69 32.76 142 137 PEAK 3 5700.33 54.01 105.29 -51.28 38.53 36.60 11.66 32.78 142 137 PEAK 4 5720.02 53.88 110.85 -56.97 38.37 36.64 11.66 32.79 142 137 PEAK	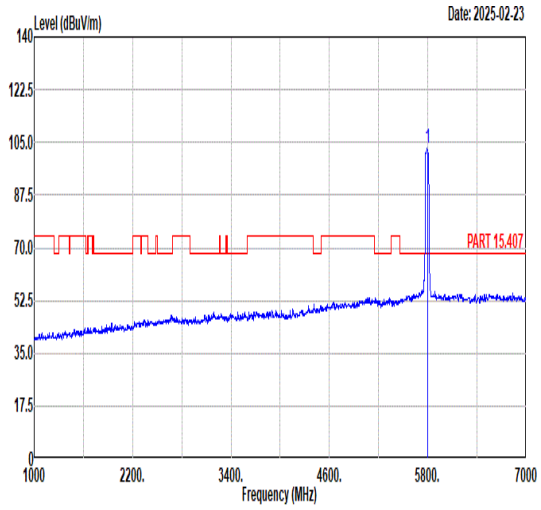 Freq Level Limit Line Margin (dB) Read Level Ant Factor Cable Loss Preamp Factor APos TPos Remark MHz dBuV/m dBuV/m dBuV dB/m dB dB cm deg 1 5795.00 102.93 ------ ------ 87.51 36.62 11.62 32.82 142 137 PEAK
Avg	Blank	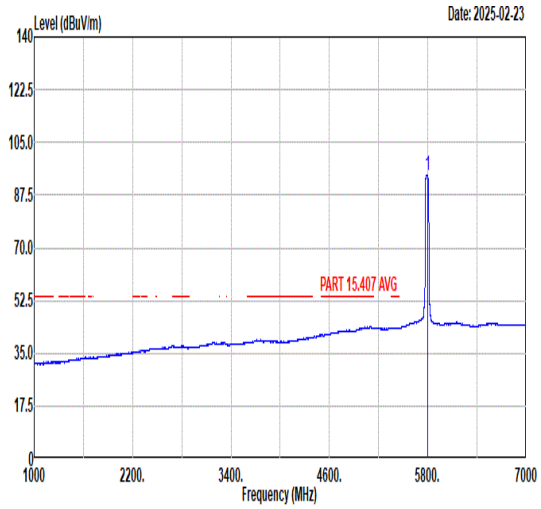 Freq Level Limit Line Margin (dB) Read Level Ant Factor Cable Loss Preamp Factor APos TPos Remark MHz dBuV/m dBuV/m dBuV dB/m dB dB cm deg 1 5795.00 94.28 ------ ------ 78.83 36.63 11.63 32.81 142 137 AVERAGE

Mode	98	
	Band Edge - R	
	U-NII-3_5.725-5.85_802.11ax HE40_CH159_Full RU_5795MHz	
ANT	1+2	
Pol.	Vertical	Fundamental
Peak	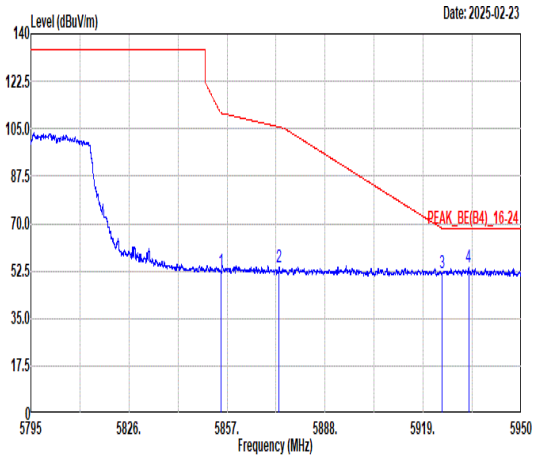 Freq Level Limit Line Margin (dB) Read Level Ant Factor Cable Loss Preamp Factor APos TPos Remark MHz dBuV/m dBuV/m dBuV dB/m dB dB cm deg 1 5854.99 52.14 110.83 -58.69 36.95 36.51 11.52 32.84 142 137 PEAK 2 5873.46 53.67 105.63 -51.96 38.48 36.55 11.49 32.85 142 137 PEAK 3 5924.98 51.91 68.21 -16.30 36.73 36.65 11.40 32.87 142 137 PEAK 4 5933.35 53.67 68.30 -14.63 38.48 36.67 11.39 32.87 142 137 PEAK	Blank

Mode	99	
	Band Edge - L	
	U-NII-3_5.725-5.85_802.11ax HE80_CH155_Full RU_5775MHz	
ANT	1+2	
Pol.	Horizontal	Fundamental
Peak	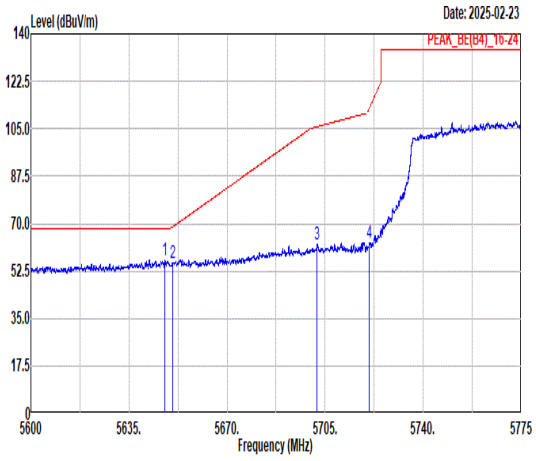 Freq Level Limit Line Margin (dB) Read Level Ant Factor Cable Loss Preamp Factor APos TPos Remark MHz dBuV/m dBuV/m dBuV dB/m dB dB cm deg 1 5647.71 56.74 68.30 -11.56 41.32 36.49 11.69 32.76 400 119 PEAK 2 5650.49 55.50 68.66 -13.16 40.07 36.50 11.69 32.76 400 119 PEAK 3 5702.11 62.19 105.79 -43.60 46.71 36.60 11.66 32.78 400 119 PEAK 4 5720.86 62.87 112.75 -49.88 47.36 36.64 11.66 32.79 400 119 PEAK	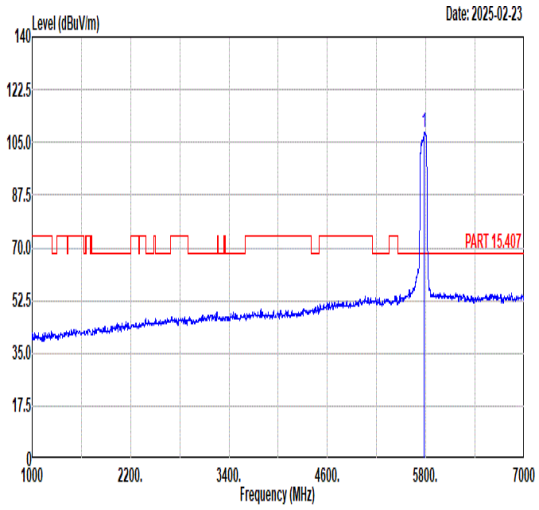 Freq Level Limit Line Margin (dB) Read Level Ant Factor Cable Loss Preamp Factor APos TPos Remark MHz dBuV/m dBuV/m dBuV dB/m dB dB cm deg 1 5775.00 108.11 ------ ------ 92.65 36.64 11.63 32.81 400 119 PEAK
Avg	Blank	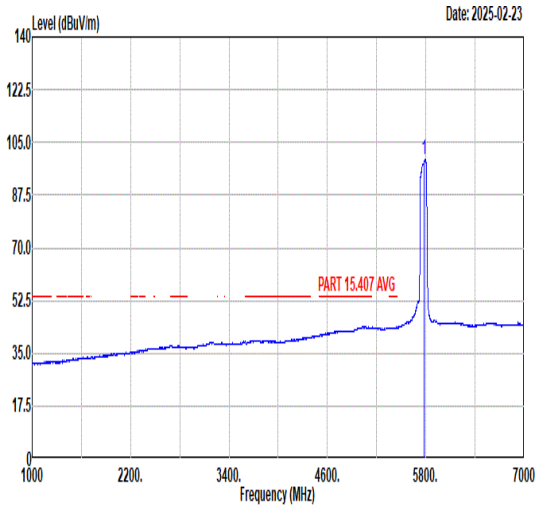 Freq Level Limit Line Margin (dB) Read Level Ant Factor Cable Loss Preamp Factor APos TPos Remark MHz dBuV/m dBuV/m dBuV dB/m dB dB cm deg 1 5775.00 99.36 ------ ------ 83.94 36.62 11.62 32.82 400 119 AVERAGE

Mode	99	
	Band Edge - R	
	U-NII-3_5.725-5.85_802.11ax HE80_CH155_Full RU_5775MHz	
ANT	1+2	
Pol.	Horizontal	Fundamental
Peak	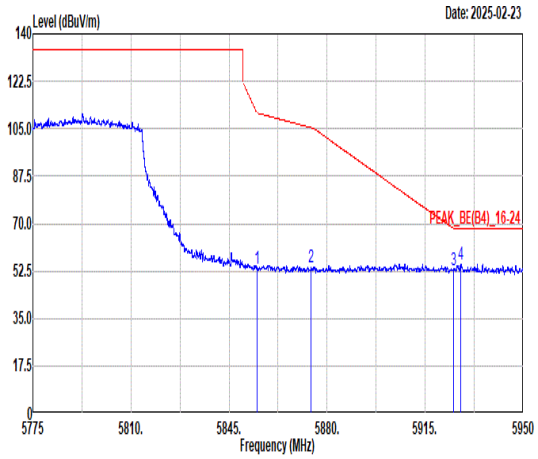 Freq Level Limit Line Margin (dB) Read Level Ant Factor Cable Loss Preamp Factor APos TPos Remark MHz dBuV/m dBuV/m dBuV dB/m dB dB cm deg 1 5854.99 53.53 110.82 -57.29 38.34 36.51 11.52 32.84 400 119 PEAK 2 5874.31 53.79 105.39 -51.60 38.60 36.55 11.49 32.85 400 119 PEAK 3 5924.99 52.92 68.21 -15.29 37.74 36.65 11.40 32.87 400 119 PEAK 4 5927.71 55.02 68.30 -13.28 39.83 36.66 11.40 32.87 400 119 PEAK	Blank

Mode	99	
	Band Edge - L	
	U-NII-3_5.725-5.85_802.11ax HE80_CH155_Full RU_5775MHz	
ANT	1+2	
Pol.	Vertical	Fundamental
Peak	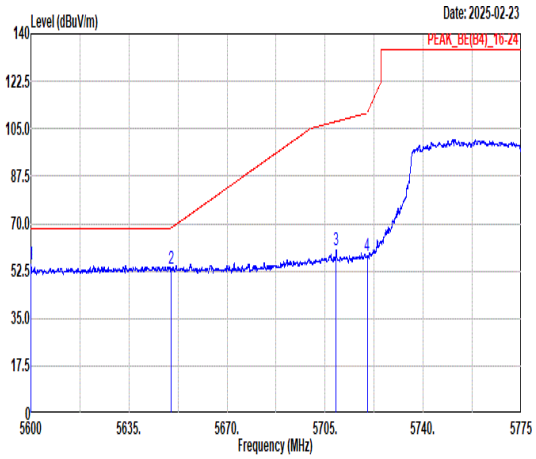 Freq Level Limit Line Margin (dB) Read Level Ant Factor Cable Loss Preamp Factor APos TPos Remark MHz dBuV/m dBuV/m dBuV dB/m dB dB cm deg 1 5600.11 54.73 68.30 -13.57 39.47 36.30 11.70 32.74 141 142 PEAK 2 5650.16 53.60 68.41 -14.81 38.17 36.50 11.69 32.76 141 142 PEAK 3 5708.96 60.36 107.71 -47.35 44.86 36.62 11.66 32.78 141 142 PEAK 4 5720.02 58.26 110.83 -52.57 42.75 36.64 11.66 32.79 141 142 PEAK	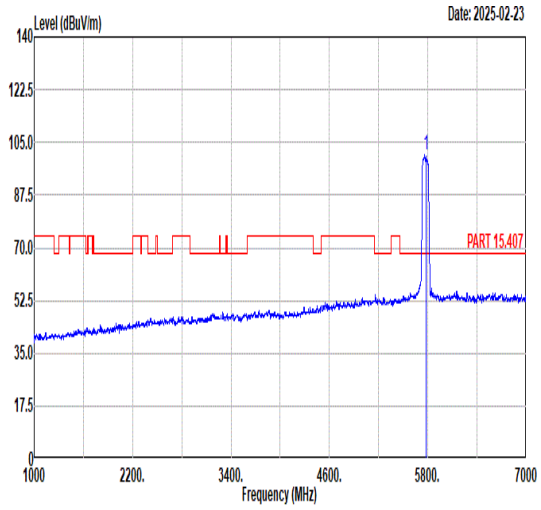 Freq Level Limit Line Margin (dB) Read Level Ant Factor Cable Loss Preamp Factor APos TPos Remark MHz dBuV/m dBuV/m dBuV dB/m dB dB cm deg 1 5775.00 100.98 ------ ------ 85.46 36.68 11.64 32.80 141 142 PEAK
Avg	Blank	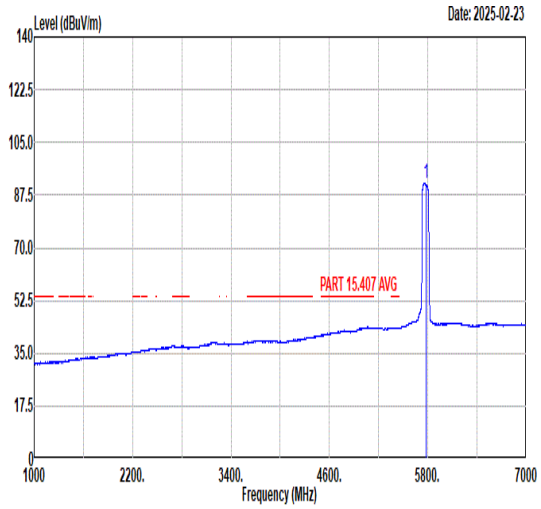 Freq Level Limit Line Margin (dB) Read Level Ant Factor Cable Loss Preamp Factor APos TPos Remark MHz dBuV/m dBuV/m dBuV dB/m dB dB cm deg 1 5775.00 91.30 ------ ------ 75.77 36.69 11.64 32.80 141 142 AVERAGE

Mode	99	
	Band Edge - R	
	U-NII-3_5.725-5.85_802.11ax HE80_CH155_Full RU_5775MHz	
ANT	1+2	
Pol.	Vertical	Fundamental
Peak	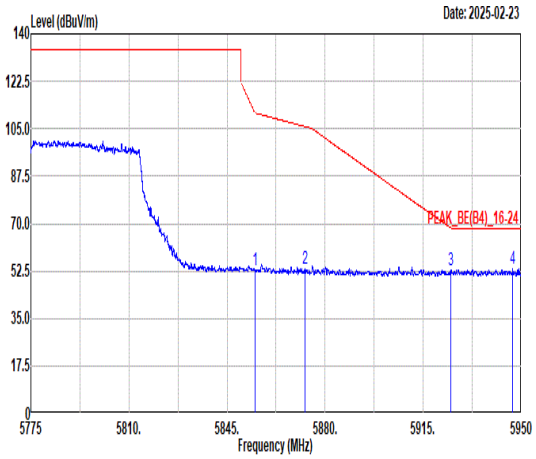 Freq Level Limit Line Margin (dB) Read Level Ant Factor Cable Loss Preamp Factor APos TPos Remark MHz dBuV/m dBuV/m dBuV dB/m dB dB cm deg 1 5854.99 52.79 110.82 -58.03 37.60 36.51 11.52 32.84 141 142 PEAK 2 5872.74 53.43 105.83 -52.40 38.24 36.55 11.49 32.85 141 142 PEAK 3 5924.73 52.74 68.40 -15.66 37.56 36.65 11.40 32.87 141 142 PEAK 4 5946.96 53.21 68.30 -15.09 38.03 36.69 11.37 32.88 141 142 PEAK	Blank

Mode	100	
	Band Edge	
	U-NII-3_5.725-5.85_802.11ax HE20_CH149_Partial RU 52RU37_5745MHz	
ANT	1+2	
Pol.	Horizontal	Fundamental
Peak	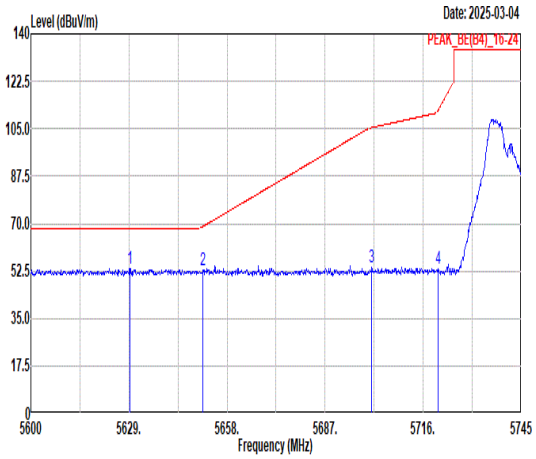 Freq Level Limit Line Margin (dB) Read Level Ant Factor Cable Loss Preamp Factor APos TPos Remark MHz dBuV/m dBuV/m dBuV dB/m dB dB cm deg 1 5629.29 53.33 68.30 -14.97 37.96 36.42 11.70 32.75 395 116 PEAK 2 5650.90 52.89 68.96 -16.07 37.46 36.50 11.69 32.76 395 116 PEAK 3 5700.78 53.80 105.42 -51.62 38.32 36.60 11.66 32.78 395 116 PEAK 4 5720.50 53.33 111.93 -58.60 37.82 36.64 11.66 32.79 395 116 PEAK	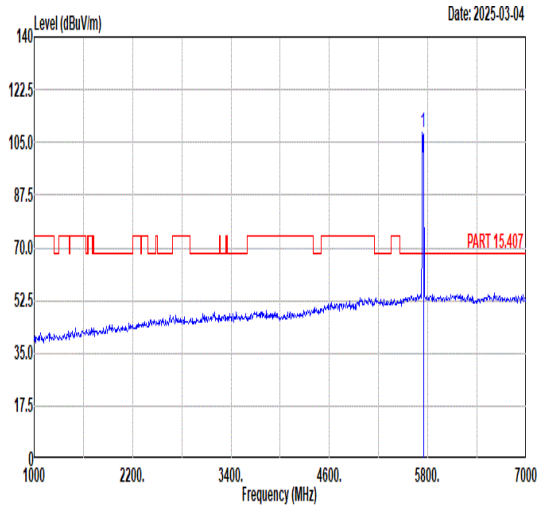 Freq Level Limit Line Margin (dB) Read Level Ant Factor Cable Loss Preamp Factor APos TPos Remark MHz dBuV/m dBuV/m dBuV dB/m dB dB cm deg 1 5745.00 108.14 ------ ------ 92.61 36.67 11.65 32.79 395 116 PEAK
Avg	Blank	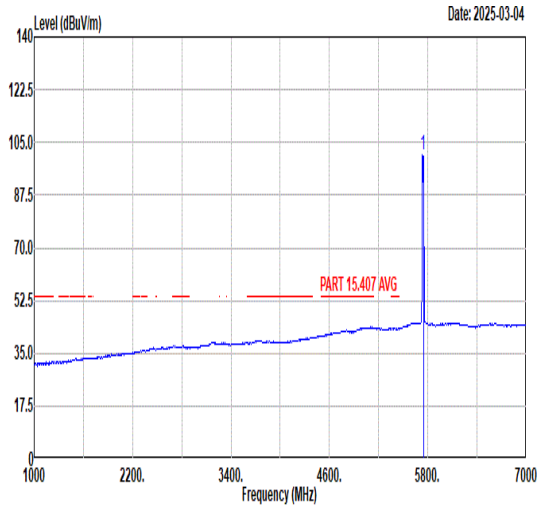 Freq Level Limit Line Margin (dB) Read Level Ant Factor Cable Loss Preamp Factor APos TPos Remark MHz dBuV/m dBuV/m dBuV dB/m dB dB cm deg 1 5745.00 100.93 ------ ------ 85.40 36.67 11.65 32.79 395 116 AVERAGE

Mode	100	
	Band Edge	
	U-NII-3_5.725-5.85_802.11ax HE20_CH149_Partial RU 52RU37_5745MHz	
ANT	1+2	
Pol.	Vertical	Fundamental
Peak	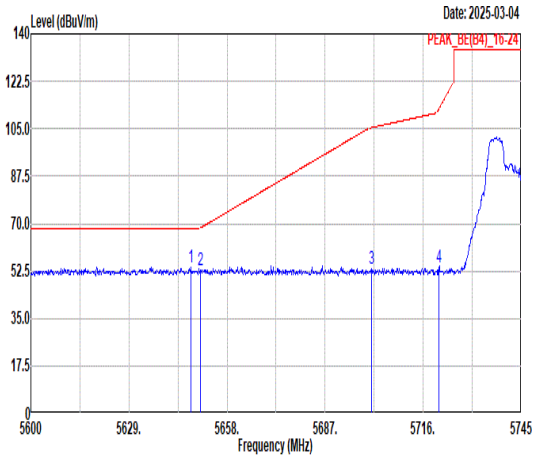 Freq Level Limit Line Margin (dB) Read Level Ant Factor Cable Loss Preamp Factor APos TPos Remark 1 5647.27 53.75 68.30 -14.55 38.33 36.49 11.69 32.76 400 171 PEAK 2 5650.03 52.73 68.32 -15.59 37.30 36.50 11.69 32.76 400 171 PEAK 3 5700.63 53.18 105.38 -52.20 37.70 36.60 11.66 32.78 400 171 PEAK 4 5720.64 54.09 112.26 -58.17 38.58 36.64 11.66 32.79 400 171 PEAK	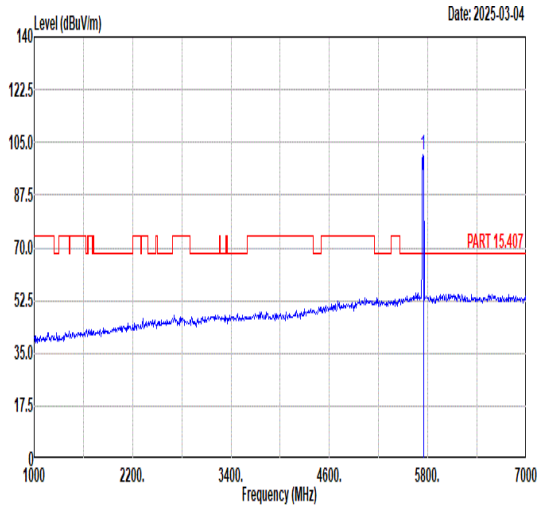 Freq Level Limit Line Margin (dB) Read Level Ant Factor Cable Loss Preamp Factor APos TPos Remark 1 5745.00 100.76 ------ ------ 85.23 36.68 11.65 32.80 400 171 PEAK
Avg	Blank	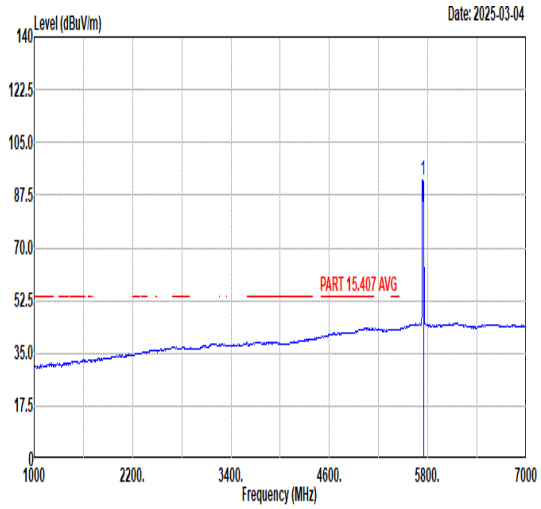 Freq Level Limit Line Margin (dB) Read Level Ant Factor Cable Loss Preamp Factor APos TPos Remark 1 5745.00 92.43 ------ ------ 76.90 36.67 11.65 32.79 400 171 AVERAGE

Mode	101	
	Band Edge	
	U-NII-3_5.725-5.85_802.11ax HE20_CH165_Partial RU 52RU40_5825MHz	
ANT	1+2	
Pol.	Horizontal	Fundamental
Peak	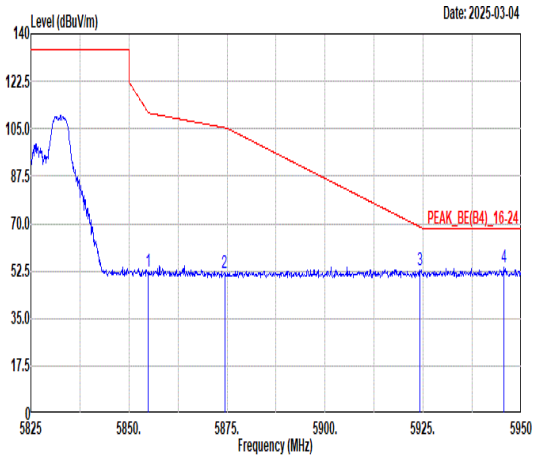 Freq Level Limit Line Margin (dB) Read Level Ant Factor Cable Loss Preamp Factor APos TPos Remark 1 5854.88 52.40 111.08 -58.68 37.21 36.51 11.52 32.84 397 117 PEAK 2 5874.38 52.03 105.37 -53.34 36.84 36.55 11.49 32.85 397 117 PEAK 3 5924.13 52.86 68.84 -15.98 37.68 36.65 11.40 32.87 397 117 PEAK 4 5945.63 53.83 68.30 -14.47 38.65 36.69 11.37 32.88 397 117 PEAK	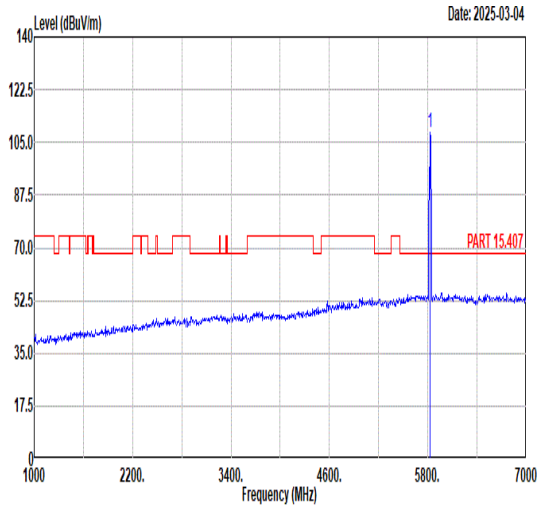 Freq Level Limit Line Margin (dB) Read Level Ant Factor Cable Loss Preamp Factor APos TPos Remark 1 5825.00 108.46 ------ ------ 93.19 36.54 11.56 32.83 397 117 PEAK
Avg	Blank	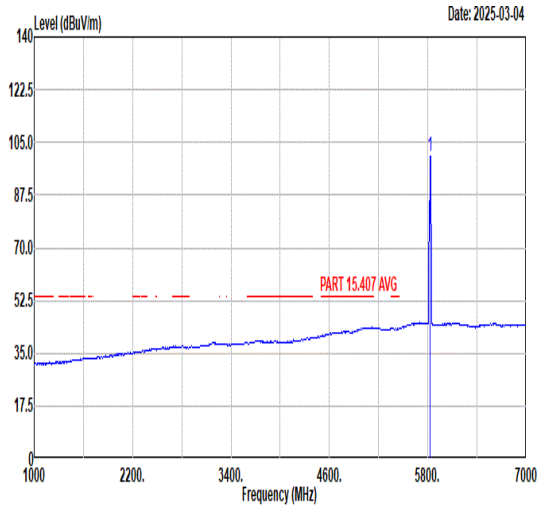 Freq Level Limit Line Margin (dB) Read Level Ant Factor Cable Loss Preamp Factor APos TPos Remark 1 5825.00 100.55 ------ ------ 85.28 36.54 11.56 32.83 397 117 AVERAGE

Mode	101	
	Band Edge	
	U-NII-3_5.725-5.85_802.11ax HE20_CH165_Partial RU 52RU40_5825MHz	
ANT	1+2	
Pol.	Vertical	Fundamental
Peak	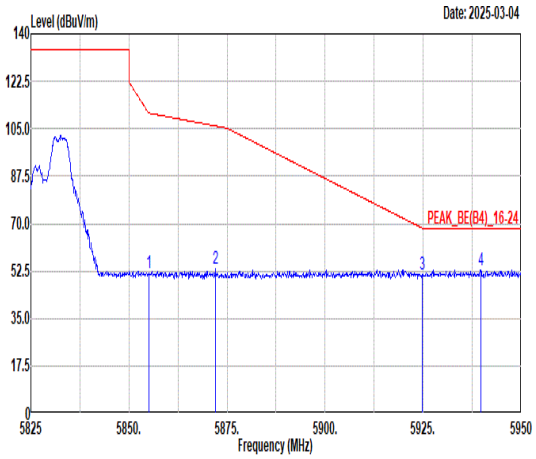 Freq Level Limit Line Margin (dB) Read Level Ant Factor Cable Loss Preamp Factor APos TPos Remark 1 5855.00 51.55 110.80 -59.25 36.36 36.51 11.52 32.84 340 197 PEAK 2 5872.00 53.23 106.04 -52.81 38.05 36.54 11.49 32.85 340 197 PEAK 3 5924.75 51.45 68.38 -16.93 36.27 36.65 11.40 32.87 340 197 PEAK 4 5939.63 52.90 68.30 -15.40 37.72 36.68 11.38 32.88 340 197 PEAK	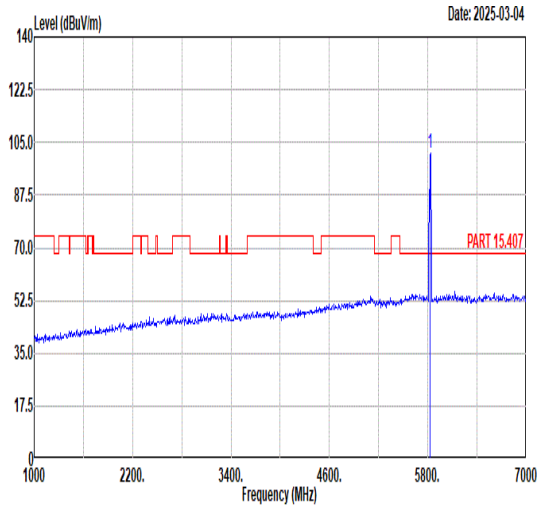 Freq Level Limit Line Margin (dB) Read Level Ant Factor Cable Loss Preamp Factor APos TPos Remark 1 5825.00 101.30 ------ ------ 86.05 36.53 11.55 32.83 340 197 PEAK
Avg	Blank	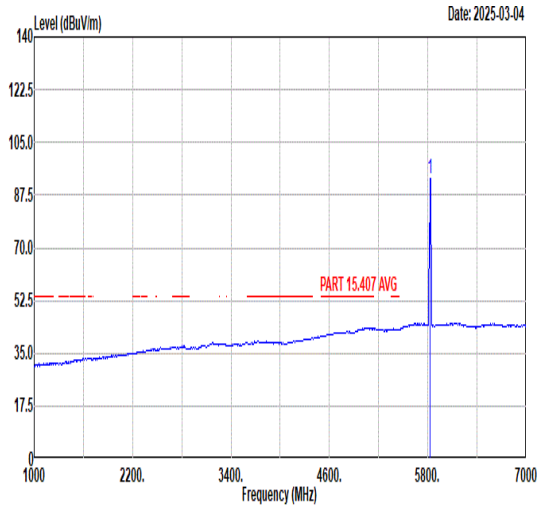 Freq Level Limit Line Margin (dB) Read Level Ant Factor Cable Loss Preamp Factor APos TPos Remark 1 5825.00 92.92 ------ ------ 77.65 36.54 11.56 32.83 340 197 AVERAGE

Mode	102	
	Band Edge	
	U-NII-3_5.725-5.85_802.11be EHT20_CH149_Full RU_5745MHz	
ANT	1+2	
Pol.	Horizontal	Fundamental
Peak	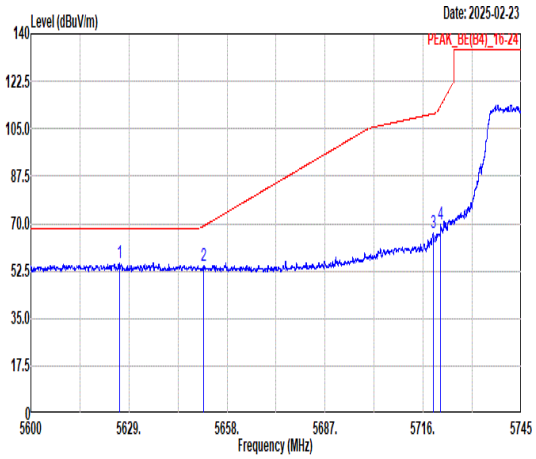 Freq Level Limit Line Margin (dB) Read Level Ant Factor Cable Loss Preamp Factor APos TPos Remark 1 5626.19 55.65 68.30 -12.65 40.30 36.40 11.70 32.75 394 120 PEAK 2 5651.11 54.35 69.12 -14.77 38.92 36.50 11.69 32.76 394 120 PEAK 3 5718.99 66.62 110.52 -43.90 51.11 36.64 11.66 32.79 394 120 PEAK 4 5721.15 69.82 113.42 -43.60 54.31 36.64 11.66 32.79 394 120 PEAK	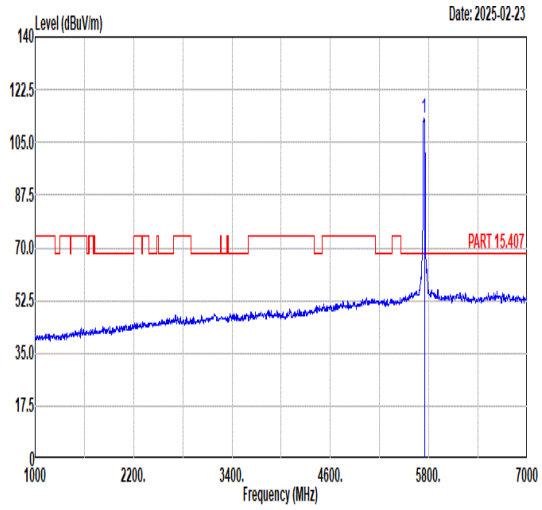 Freq Level Limit Line Margin (dB) Read Level Ant Factor Cable Loss Preamp Factor APos TPos Remark 1 5745.00 113.13 ------ ------ 97.60 36.67 11.65 32.79 394 120 PEAK
Avg	Blank	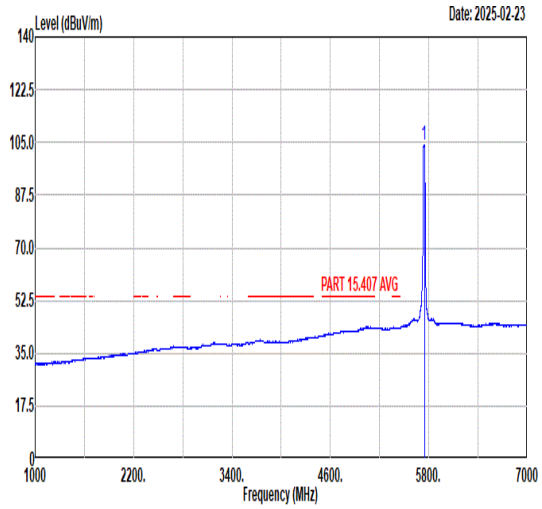 Freq Level Limit Line Margin (dB) Read Level Ant Factor Cable Loss Preamp Factor APos TPos Remark 1 5745.00 103.95 ------ ------ 88.42 36.69 11.64 32.80 394 120 AVERAGE

Mode	102	
	Band Edge	
	U-NII-3_5.725-5.85_802.11be EHT20_CH149_Full RU_5745MHz	
ANT	1+2	
Pol.	Vertical	Fundamental
Peak	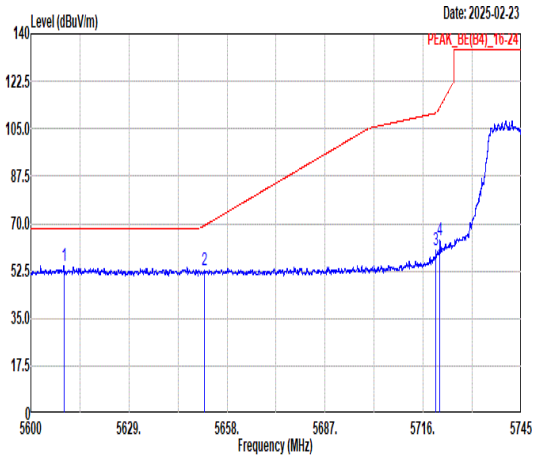 Freq Level Limit Line Margin (dB) Read Level Ant Factor Cable Loss Preamp Factor APos TPos Remark 1 5609.79 54.35 68.30 -13.95 39.04 36.34 11.71 32.74 400 171 PEAK 2 5651.27 52.84 69.24 -16.40 37.41 36.50 11.69 32.76 400 171 PEAK 3 5719.70 60.36 110.72 -50.36 44.85 36.64 11.66 32.79 400 171 PEAK 4 5720.86 63.67 112.76 -49.09 48.16 36.64 11.66 32.79 400 171 PEAK	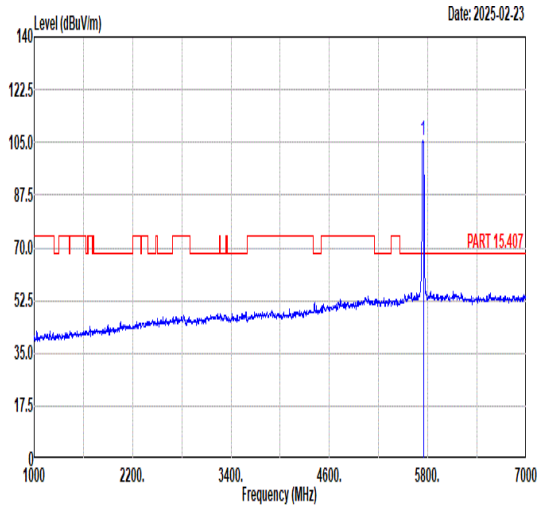 Freq Level Limit Line Margin (dB) Read Level Ant Factor Cable Loss Preamp Factor APos TPos Remark 1 5745.00 105.77 ------ ------ 90.24 36.67 11.65 32.79 400 171 PEAK
Avg	Blank	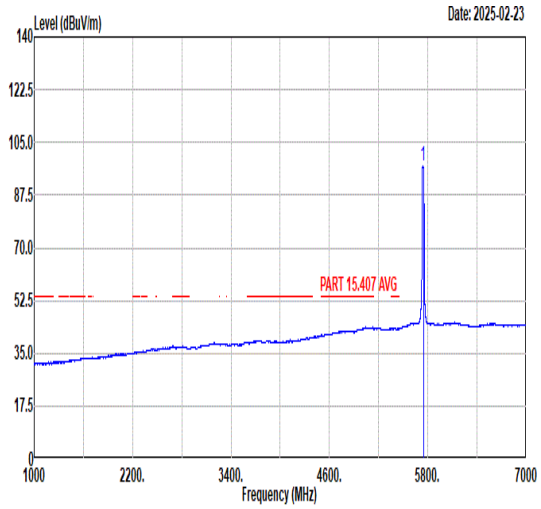 Freq Level Limit Line Margin (dB) Read Level Ant Factor Cable Loss Preamp Factor APos TPos Remark 1 5745.00 97.06 ------ ------ 81.53 36.67 11.65 32.79 400 171 AVERAGE

Mode	102	
	Harmonic	
	U-NII-3_5.725-5.85_802.11be EHT20_CH149_Full RU_5745MHz	
ANT	1+2	
Pol.	Horizontal	Vertical
Peak Avg	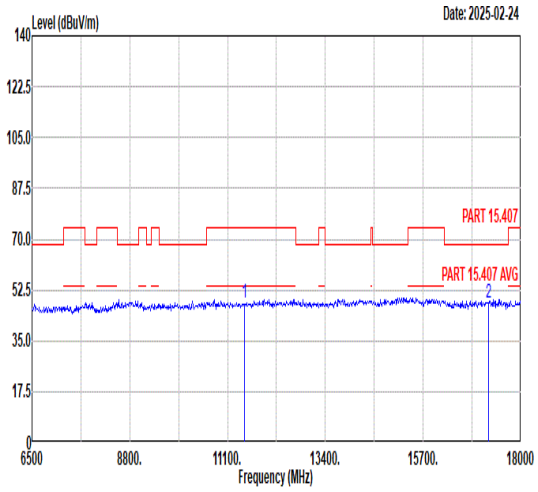 Freq Level Limit Line Margin Read Level Ant Factor Cable Loss Preamp Factor APos TPos Remark MHz dBuV/m dBuV/m dB dBuV dB/m dB dB cm deg 1 11490.00 47.84 74.00 -26.16 45.12 38.20 14.83 50.31 --- --- Peak 2 17235.00 48.31 68.30 -19.99 41.07 42.69 17.57 53.02 --- --- Peak	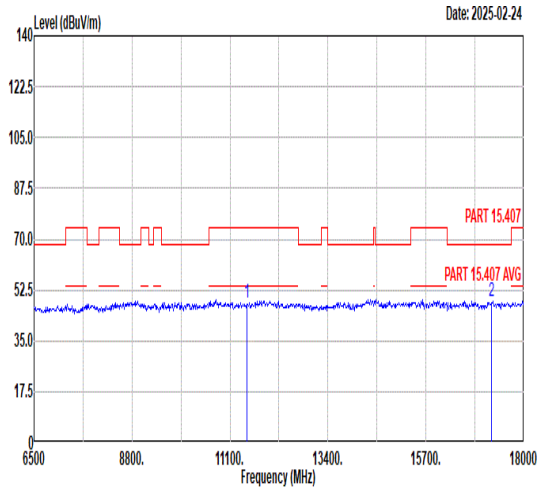 Freq Level Limit Line Margin Read Level Ant Factor Cable Loss Preamp Factor APos TPos Remark MHz dBuV/m dBuV/m dB dBuV dB/m dB dB cm deg 1 11490.00 47.95 74.00 -26.05 45.23 38.20 14.83 50.31 --- --- Peak 2 17235.00 48.68 68.30 -19.62 41.44 42.69 17.57 53.02 --- --- Peak

Mode	103	
	Harmonic	
	U-NII-3_5.725-5.85_802.11be EHT20_CH157_Full RU_5785MHz	
ANT	1+2	
Pol.	Horizontal	Vertical
Peak Avg	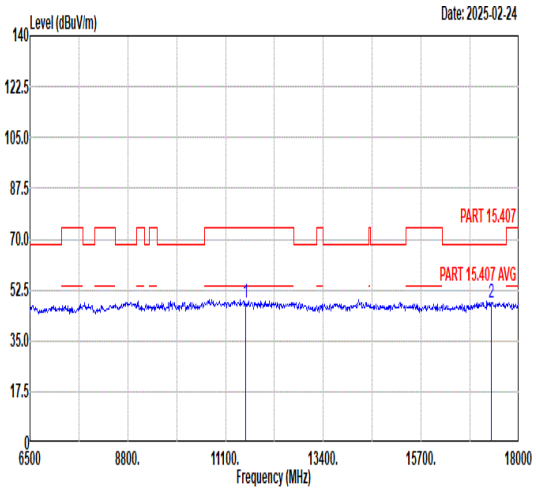 Freq Level Limit Line Margin Read Level Ant Factor Cable Loss Preamp Factor APos TPos Remark MHz dBuV/m dBuV/m dB dBuV dB/m dB dB cm deg 1 11570.00 47.91 74.00 -26.09 45.07 38.20 14.88 50.24 --- --- Peak 2 17355.00 48.04 68.30 -20.26 41.48 42.24 17.60 53.28 --- --- Peak	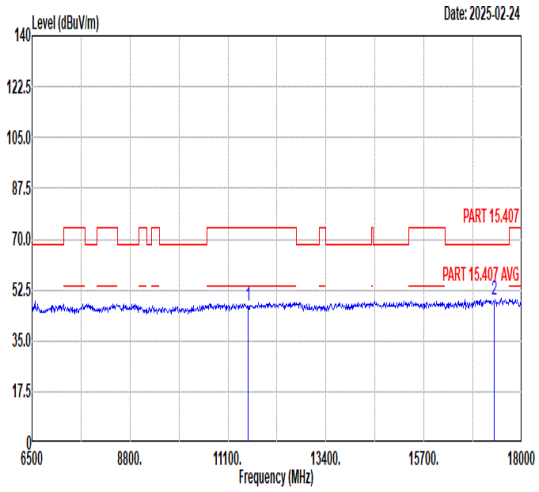 Freq Level Limit Line Margin Read Level Ant Factor Cable Loss Preamp Factor APos TPos Remark MHz dBuV/m dBuV/m dB dBuV dB/m dB dB cm deg 1 11570.00 47.15 74.00 -26.85 44.31 38.20 14.88 50.24 --- --- Peak 2 17355.00 48.96 68.30 -19.34 42.40 42.24 17.60 53.28 --- --- Peak

Mode	104	
	Band Edge	
	U-NII-3_5.725-5.85_802.11be EHT20_CH165_Full RU_5825MHz	
ANT	1+2	
Pol.	Horizontal	Fundamental
Peak	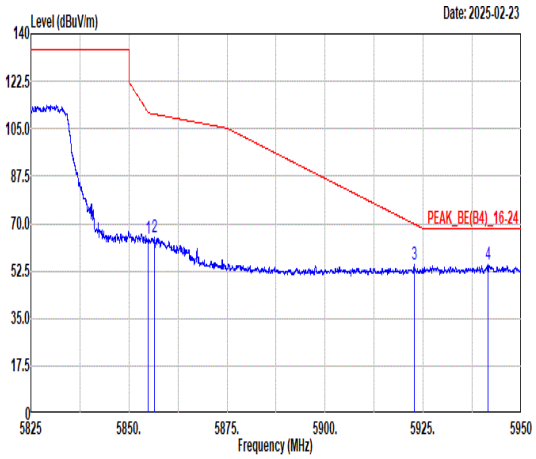 Freq Level Limit Line Margin (dB) Read Level Ant Factor Cable Loss Preamp Factor APos TPos Remark 1 5854.83 64.47 111.20 -46.73 49.28 36.51 11.52 32.84 396 118 PEAK 2 5856.44 64.85 110.40 -45.55 49.66 36.51 11.52 32.84 396 118 PEAK 3 5922.69 55.16 69.90 -14.74 39.97 36.65 11.41 32.87 396 118 PEAK 4 5941.44 54.81 68.30 -13.49 39.63 36.68 11.38 32.88 396 118 PEAK	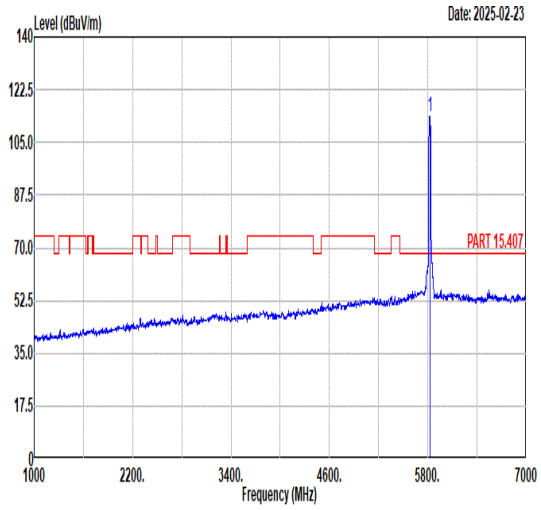 Freq Level Limit Line Margin (dB) Read Level Ant Factor Cable Loss Preamp Factor APos TPos Remark 1 5825.00 113.46 ------ ------ 98.18 36.54 11.57 32.83 396 118 PEAK
Avg	Blank	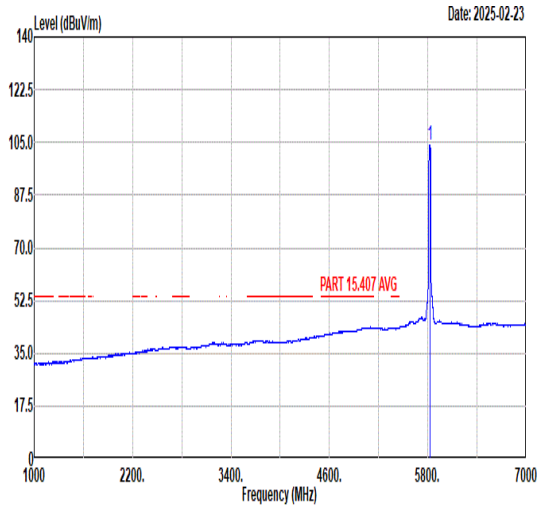 Freq Level Limit Line Margin (dB) Read Level Ant Factor Cable Loss Preamp Factor APos TPos Remark 1 5825.00 103.87 ------ ------ 88.58 36.55 11.57 32.83 396 118 AVERAGE

Mode	104	
	Band Edge	
	U-NII-3_5.725-5.85_802.11be EHT20_CH165_Full RU_5825MHz	
ANT	1+2	
Pol.	Vertical	Fundamental
Peak	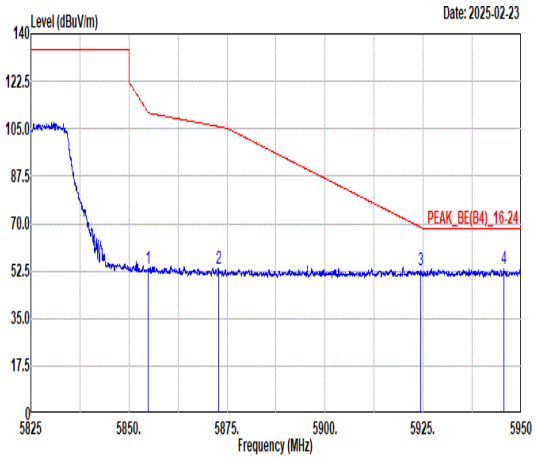 Freq Level Limit Line Margin (dB) Read Level Ant Factor Cable Loss Preamp Factor APos TPos Remark 1 5854.94 53.50 110.94 -57.44 38.31 36.51 11.52 32.84 386 172 PEAK 2 5872.83 53.54 105.81 -52.27 38.35 36.55 11.49 32.85 386 172 PEAK 3 5924.44 52.71 68.61 -15.90 37.53 36.65 11.40 32.87 386 172 PEAK 4 5945.58 53.28 68.30 -15.02 38.10 36.69 11.37 32.88 386 172 PEAK	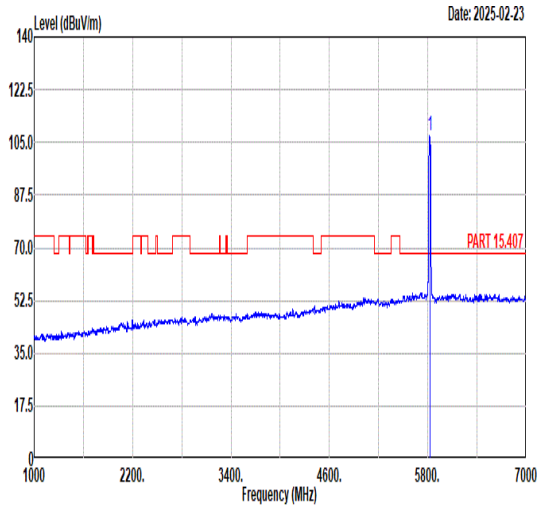 Freq Level Limit Line Margin (dB) Read Level Ant Factor Cable Loss Preamp Factor APos TPos Remark 1 5825.00 107.05 ------ ------ 91.74 36.56 11.58 32.83 386 172 PEAK
Avg	Blank	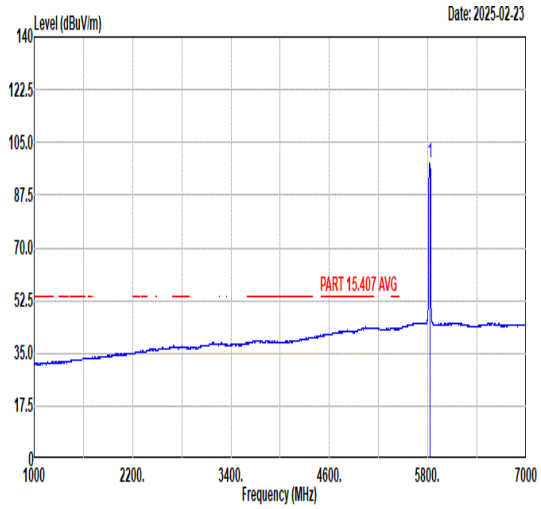 Freq Level Limit Line Margin (dB) Read Level Ant Factor Cable Loss Preamp Factor APos TPos Remark 1 5825.00 98.04 ------ ------ 82.71 36.57 11.59 32.83 386 172 AVERAGE

Mode	104	
	Harmonic	
	U-NII-3_5.725-5.85_802.11be EHT20_CH165_Full RU_5825MHz	
ANT	1+2	
Pol.	Horizontal	Vertical
Peak Avg	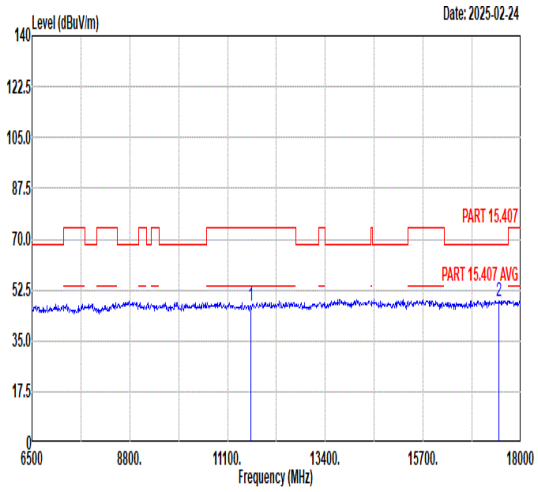 Freq Level Limit Line Margin Read Level Ant Factor Cable Loss Preamp Factor APos TPos Remark MHz dBuV/m dBuV/m dB dBuV dB/m dB dB cm deg 1 11650.00 47.27 74.00 -26.73 44.32 38.20 14.93 50.18 --- --- Peak 2 17475.00 48.59 68.30 -19.71 42.15 42.35 17.63 53.54 --- --- Peak	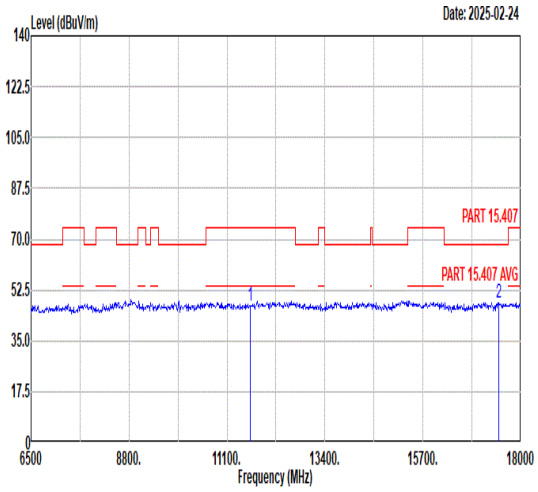 Freq Level Limit Line Margin Read Level Ant Factor Cable Loss Preamp Factor APos TPos Remark MHz dBuV/m dBuV/m dB dBuV dB/m dB dB cm deg 1 11650.00 46.77 74.00 -27.23 43.82 38.20 14.93 50.18 --- --- Peak 2 17475.00 47.94 68.30 -20.36 41.50 42.35 17.63 53.54 --- --- Peak

Mode	105	
	Band Edge - L	
	U-NII-3_5.725-5.85_802.11be EHT40_CH151_Full RU_5755MHz	
ANT	1+2	
Pol.	Horizontal	Fundamental
Peak	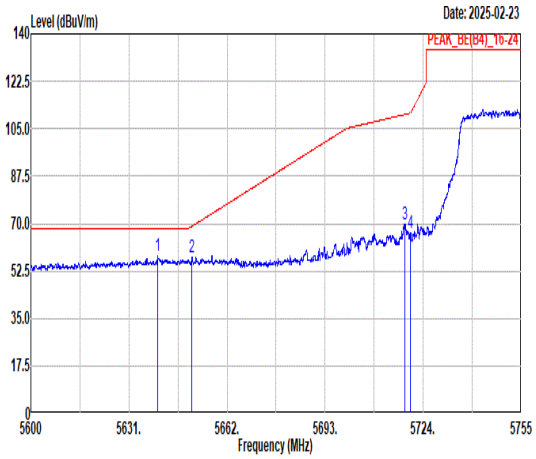 Freq Level Limit Line Margin (dB) Read Level Ant Factor Cable Loss Preamp Factor APos TPos Remark 1 5640.07 57.97 68.30 -10.33 42.58 36.46 11.69 32.76 391 121 PEAK 2 5650.93 57.42 68.99 -11.57 41.99 36.50 11.69 32.76 391 121 PEAK 3 5718.20 69.99 110.30 -40.31 54.48 36.64 11.66 32.79 391 121 PEAK 4 5720.06 66.67 110.94 -44.27 51.16 36.64 11.66 32.79 391 121 PEAK	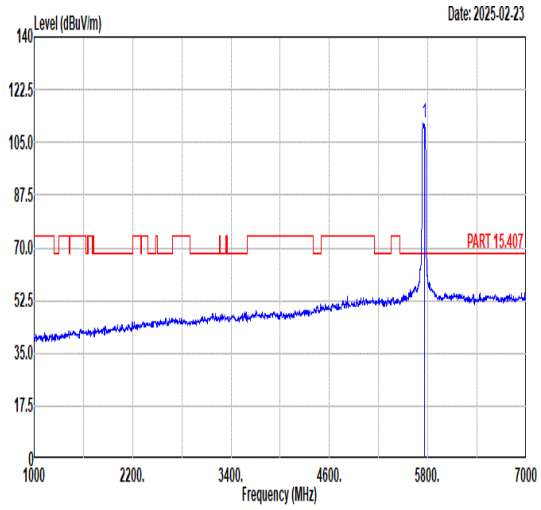 Freq Level Limit Line Margin (dB) Read Level Ant Factor Cable Loss Preamp Factor APos TPos Remark 1 5755.00 111.33 ------ ------ 95.80 36.69 11.64 32.80 391 121 PEAK
Avg	Blank	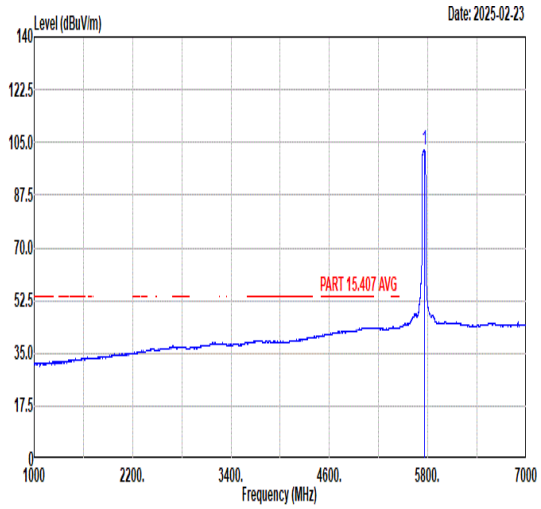 Freq Level Limit Line Margin (dB) Read Level Ant Factor Cable Loss Preamp Factor APos TPos Remark 1 5755.00 102.70 ------ ------ 87.18 36.68 11.64 32.80 391 121 AVERAGE

Mode	105	
	Band Edge - R	
	U-NII-3_5.725-5.85_802.11be EHT40_CH151_Full RU_5755MHz	
ANT	1+2	
Pol.	Horizontal	Fundamental
Peak	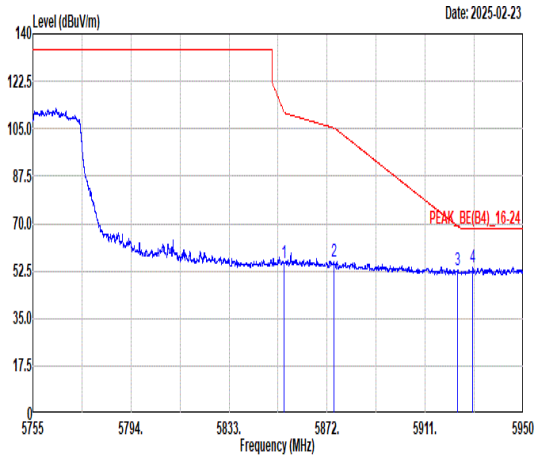 Freq Level Limit Line Margin (dB) Read Level Ant Factor Cable Loss Preamp Factor APos TPos Remark MHz dBuV/m dBuV/m dBuV dB/m dB dB cm deg 1 5855.00 55.51 110.81 -55.30 40.32 36.51 11.52 32.84 391 121 PEAK 2 5874.65 56.15 105.30 -49.15 40.96 36.55 11.49 32.85 391 121 PEAK 3 5923.99 52.91 68.95 -16.04 37.72 36.65 11.41 32.87 391 121 PEAK 4 5929.82 54.09 68.30 -14.21 38.90 36.66 11.40 32.87 391 121 PEAK	Blank

Mode	105	
	Band Edge - L	
	U-NII-3_5.725-5.85_802.11be EHT40_CH151_Full RU_5755MHz	
ANT	1+2	
Pol.	Vertical	Fundamental
Peak	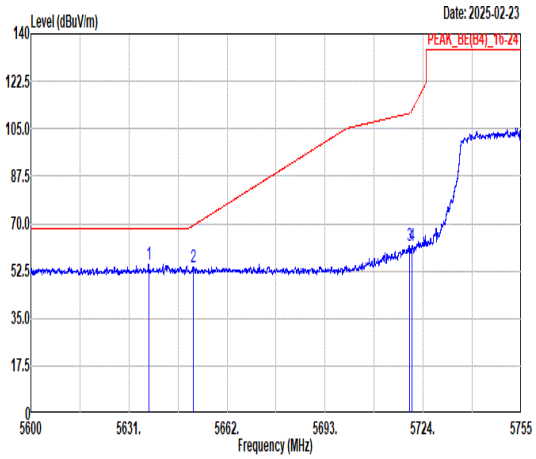 Freq Level Limit Line Margin (dB) Read Level Ant Factor Cable Loss Preamp Factor APos TPos Remark MHz dBuV/m dBuV/m dBuV dB/m dB dB cm deg 1 5637.28 54.92 68.30 -13.38 39.53 36.45 11.69 32.75 378 163 PEAK 2 5651.24 54.10 69.22 -15.12 38.67 36.50 11.69 32.76 378 163 PEAK 3 5719.58 62.06 110.68 -48.62 46.55 36.64 11.66 32.79 378 163 PEAK 4 5720.53 61.97 112.00 -50.03 46.46 36.64 11.66 32.79 378 163 PEAK	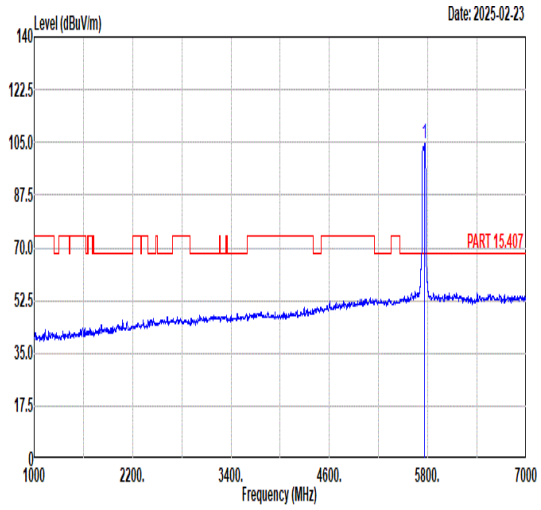 Freq Level Limit Line Margin (dB) Read Level Ant Factor Cable Loss Preamp Factor APos TPos Remark MHz dBuV/m dBuV/m dBuV dB/m dB dB cm deg 1 5755.00 104.81 ------ ------ 89.33 36.66 11.63 32.81 378 163 PEAK
Avg	Blank	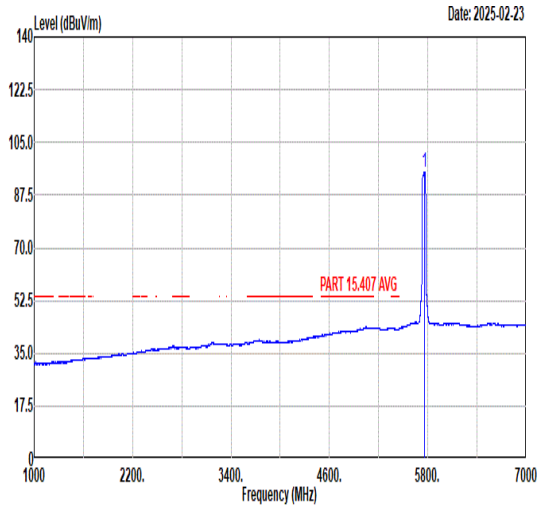 Freq Level Limit Line Margin (dB) Read Level Ant Factor Cable Loss Preamp Factor APos TPos Remark MHz dBuV/m dBuV/m dBuV dB/m dB dB cm deg 1 5755.00 95.21 ------ ------ 79.69 36.68 11.64 32.80 378 163 AVERAGE

Mode	105	
	Band Edge - R	
	U-NII-3_5.725-5.85_802.11be EHT40_CH151_Full RU_5755MHz	
ANT	1+2	
Pol.	Vertical	Fundamental
Peak	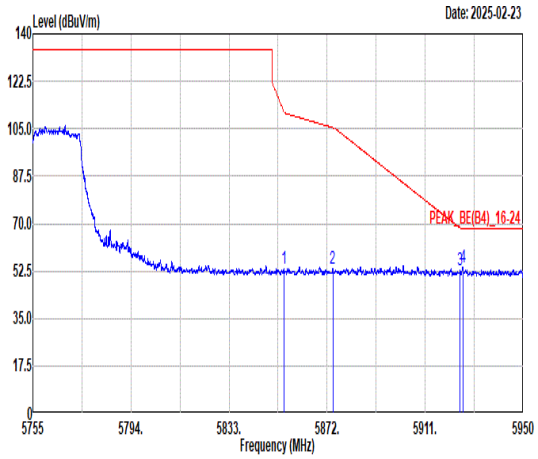 Freq Level Limit Line Margin (dB) Read Level Ant Factor Cable Loss Preamp Factor APos TPos Remark MHz dBuV/m dBuV/m dBuV dB/m dB dB cm deg 1 5854.74 53.34 111.39 -58.05 38.15 36.51 11.52 32.84 378 163 PEAK 2 5874.24 53.45 105.41 -51.96 38.26 36.55 11.49 32.85 378 163 PEAK 3 5924.94 52.66 68.24 -15.58 37.48 36.65 11.40 32.87 378 163 PEAK 4 5925.94 54.13 68.30 -14.17 38.95 36.65 11.40 32.87 378 163 PEAK	Blank

Mode	106	
	Band Edge - L	
	U-NII-3_5.725-5.85_802.11be EHT40_CH159_Full RU_5795MHz	
ANT	1+2	
Pol.	Horizontal	Fundamental
Peak	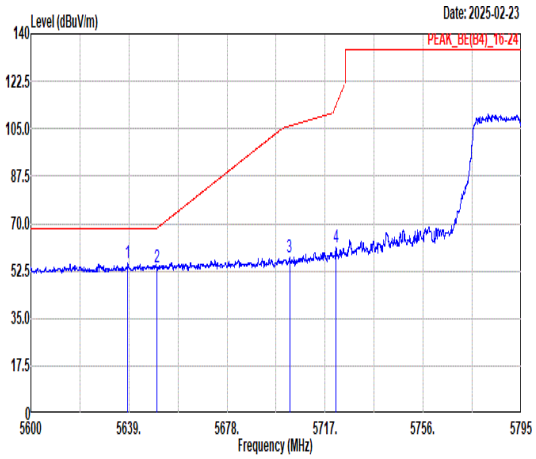 Freq Level Limit Line Margin (dB) Read Level Ant Factor Cable Loss Preamp Factor APos TPos Remark MHz dBuV/m dBuV/m dBuV dB/m dB dB cm deg 1 5638.53 55.34 68.30 -12.96 39.96 36.45 11.69 32.76 376 167 PEAK 2 5650.02 53.87 68.31 -14.44 38.44 36.50 11.69 32.76 376 167 PEAK 3 5702.86 57.33 106.00 -48.67 41.84 36.61 11.66 32.78 376 167 PEAK 4 5721.19 61.43 113.52 -52.09 45.93 36.64 11.65 32.79 376 167 PEAK	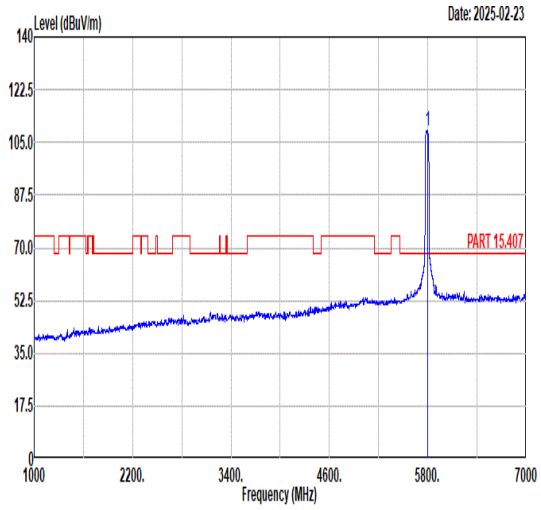 Freq Level Limit Line Margin (dB) Read Level Ant Factor Cable Loss Preamp Factor APos TPos Remark MHz dBuV/m dBuV/m dBuV dB/m dB dB cm deg 1 5795.00 108.89 ------ ------ 93.48 36.61 11.62 32.82 376 167 PEAK
Avg	Blank	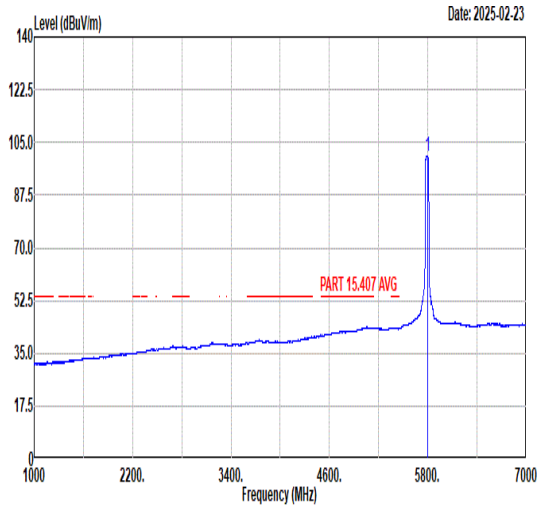 Freq Level Limit Line Margin (dB) Read Level Ant Factor Cable Loss Preamp Factor APos TPos Remark MHz dBuV/m dBuV/m dBuV dB/m dB dB cm deg 1 5795.00 100.47 ------ ------ 85.06 36.61 11.62 32.82 376 167 AVERAGE

Mode	106	
	Band Edge - R	
	U-NII-3_5.725-5.85_802.11be EHT40_CH159_Full RU_5795MHz	
ANT	1+2	
Pol.	Horizontal	Fundamental
Peak	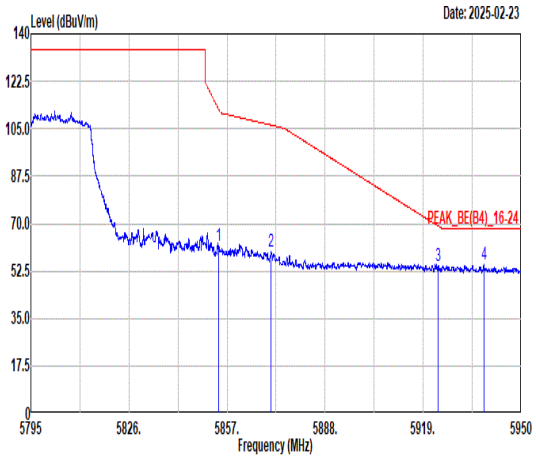 Freq Level Limit Line Margin (dB) Read Level Ant Factor Cable Loss Preamp Factor APos TPos Remark MHz dBuV/m dBuV/m dBuV dB/m dB dB cm deg 1 5854.44 62.01 112.07 -50.06 46.82 36.51 11.52 32.84 376 167 PEAK 2 5870.87 59.62 106.35 -46.73 44.44 36.54 11.49 32.85 376 167 PEAK 3 5923.74 54.67 69.13 -14.46 39.48 36.65 11.41 32.87 376 167 PEAK 4 5938.16 54.90 68.30 -13.40 39.72 36.68 11.38 32.88 376 167 PEAK	Blank

Mode	106	
	Band Edge - L	
	U-NII-3_5.725-5.85_802.11be EHT40_CH159_Full RU_5795MHz	
ANT	1+2	
Pol.	Vertical	Fundamental
Peak	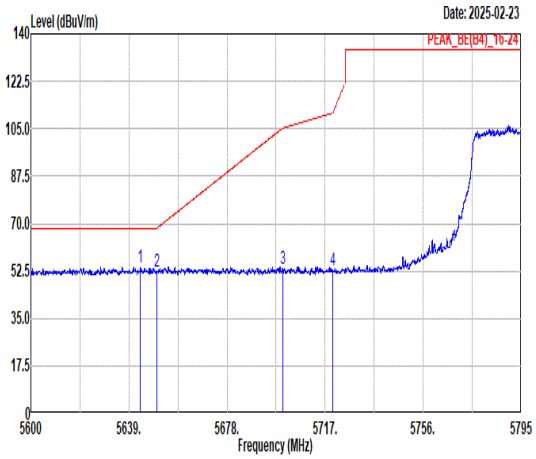 Freq Level Limit Line Margin (dB) Read Level Ant Factor Cable Loss Preamp Factor APos TPos Remark MHz dBuV/m dBuV/m dBuV dB/m dB dB cm deg 1 5643.58 53.89 68.30 -14.41 38.49 36.47 11.69 32.76 393 168 PEAK 2 5650.02 52.38 68.31 -15.93 36.95 36.50 11.69 32.76 393 168 PEAK 3 5700.15 53.60 105.24 -51.64 38.12 36.60 11.66 32.78 393 168 PEAK 4 5720.00 52.89 110.81 -57.92 37.38 36.64 11.66 32.79 393 168 PEAK	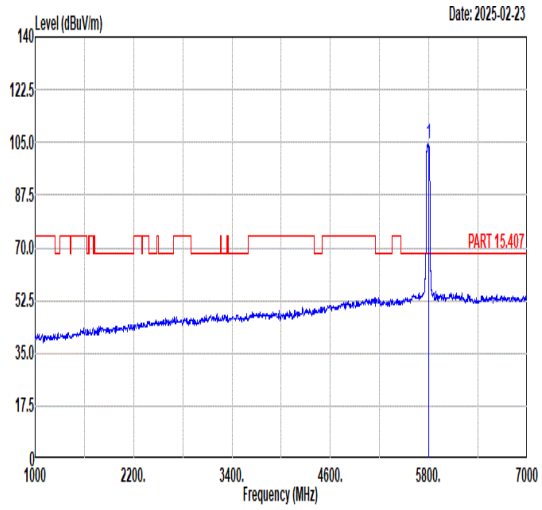 Freq Level Limit Line Margin (dB) Read Level Ant Factor Cable Loss Preamp Factor APos TPos Remark MHz dBuV/m dBuV/m dBuV dB/m dB dB cm deg 1 5795.00 104.53 ------ ------ 89.08 36.63 11.63 32.81 393 168 PEAK
Avg	Blank	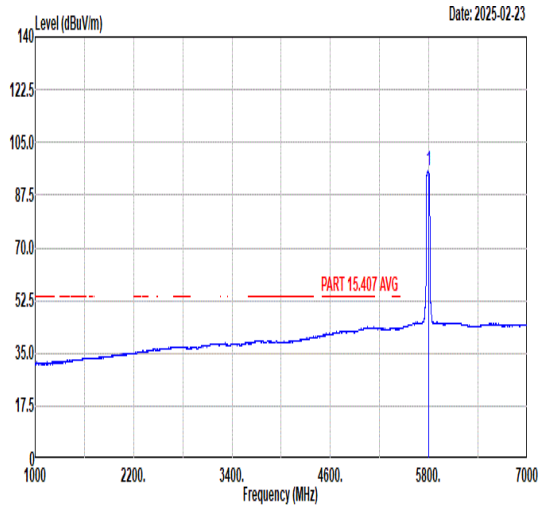 Freq Level Limit Line Margin (dB) Read Level Ant Factor Cable Loss Preamp Factor APos TPos Remark MHz dBuV/m dBuV/m dBuV dB/m dB dB cm deg 1 5795.00 95.37 ------ ------ 79.92 36.63 11.63 32.81 393 168 AVERAGE

Mode	106	
	Band Edge - R	
	U-NII-3_5.725-5.85_802.11be EHT40_CH159_Full RU_5795MHz	
ANT	1+2	
Pol.	Vertical	Fundamental
Peak	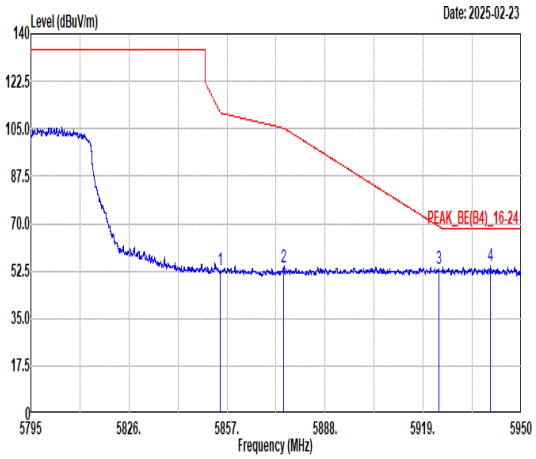 Freq Level Limit Line Margin (dB) Read Level Ant Factor Cable Loss Preamp Factor APos TPos Remark MHz dBuV/m dBuV/m dBuV dB/m dB dB cm deg 1 5854.91 53.06 111.01 -57.95 37.87 36.51 11.52 32.84 393 168 PEAK 2 5875.00 53.85 105.20 -51.35 38.66 36.55 11.49 32.85 393 168 PEAK 3 5923.90 53.18 69.01 -15.83 37.99 36.65 11.41 32.87 393 168 PEAK 4 5940.33 54.20 68.30 -14.10 39.02 36.68 11.38 32.88 393 168 PEAK	Blank

Mode	107	
	Band Edge - L	
	U-NII-3_5.725-5.85_802.11be EHT80_CH155_Full RU_5775MHz	
ANT	1+2	
Pol.	Horizontal	Fundamental
Peak	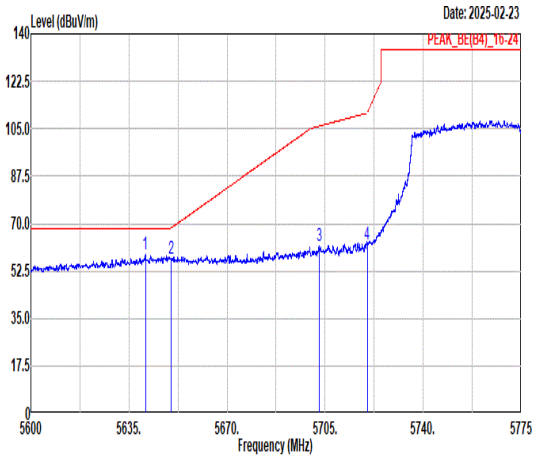 Freq Level Limit Line Margin (dB) Read Level Ant Factor Cable Loss Preamp Factor APos TPos Remark MHz dBuV/m dBuV/m dBuV dB/m dB dB cm deg 1 5640.86 58.57 68.30 -9.73 43.18 36.46 11.69 32.76 383 148 PEAK 2 5650.02 57.06 68.31 -11.25 41.63 36.50 11.69 32.76 383 148 PEAK 3 5702.81 61.68 105.99 -44.31 46.19 36.61 11.66 32.78 383 148 PEAK 4 5720.02 62.47 110.83 -48.36 46.96 36.64 11.66 32.79 383 148 PEAK	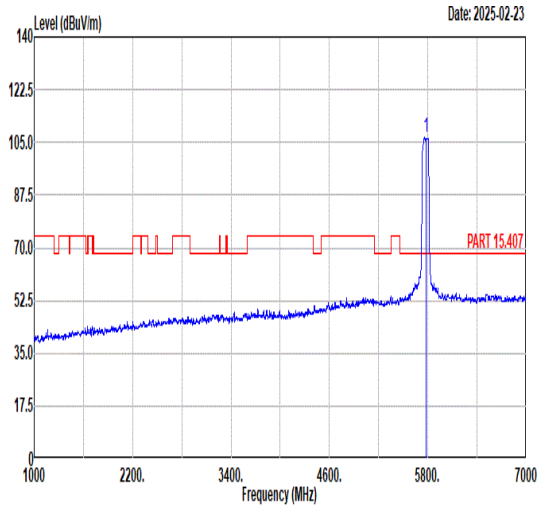 Freq Level Limit Line Margin (dB) Read Level Ant Factor Cable Loss Preamp Factor APos TPos Remark MHz dBuV/m dBuV/m dBuV dB/m dB dB cm deg 1 5775.00 106.60 ------ ------ 91.08 36.68 11.64 32.80 383 148 PEAK
Avg	Blank	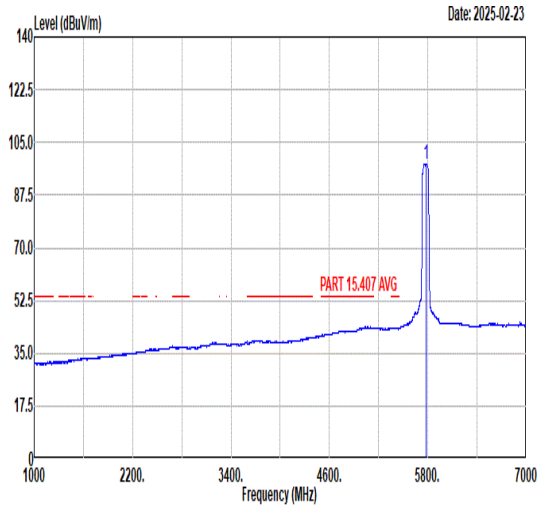 Freq Level Limit Line Margin (dB) Read Level Ant Factor Cable Loss Preamp Factor APos TPos Remark MHz dBuV/m dBuV/m dBuV dB/m dB dB cm deg 1 5775.00 97.89 ------ ------ 82.37 36.68 11.64 32.80 383 148 AVERAGE

Mode	107	
	Band Edge - R	
	U-NII-3_5.725-5.85_802.11be EHT80_CH155_Full RU_5775MHz	
ANT	1+2	
Pol.	Horizontal	Fundamental
Peak	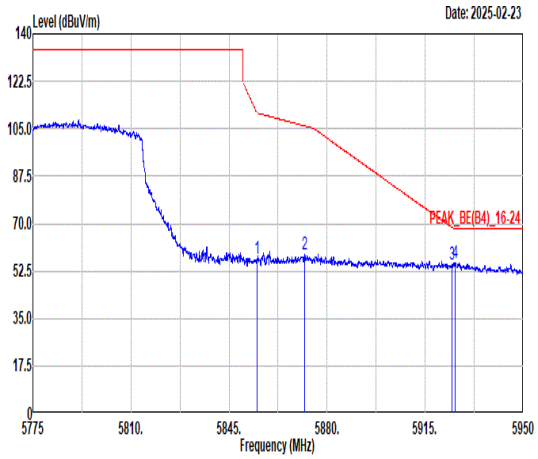 Freq Level Limit Line Margin (dB) Read Level Ant Factor Cable Loss Preamp Factor APos TPos Remark MHz dBuV/m dBuV/m dBuV dB/m dB dB cm deg 1 5854.91 56.99 111.02 -54.03 41.80 36.51 11.52 32.84 383 148 PEAK 2 5872.04 58.81 106.03 -47.22 43.63 36.54 11.49 32.85 383 148 PEAK 3 5924.54 55.19 68.54 -13.35 40.01 36.65 11.40 32.87 383 148 PEAK 4 5925.78 55.43 68.30 -12.87 40.25 36.65 11.40 32.87 383 148 PEAK	Blank

Mode	107
	Band Edge - L
	U-NII-3_5.725-5.85_802.11be EHT80_CH155_Full RU_5775MHz
ANT	1+2

Pol.	Vertical	Fundamental
Peak	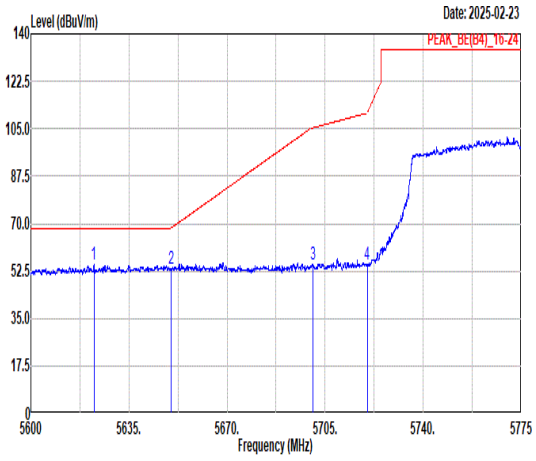 Freq Level Limit Line Margin (dB) Read Level Ant Factor Cable Loss Preamp Factor APos TPos Remark MHz dBuV/m dBuV/m dBuV dB/m dB dB cm deg 1 5622.49 54.80 68.30 -13.50 39.46 36.39 11.70 32.75 400 135 PEAK 2 5650.02 53.46 68.31 -14.85 38.03 36.50 11.69 32.76 400 135 PEAK 3 5700.54 55.12 105.35 -50.23 39.64 36.60 11.66 32.78 400 135 PEAK 4 5720.02 55.03 110.83 -55.80 39.52 36.64 11.66 32.79 400 135 PEAK	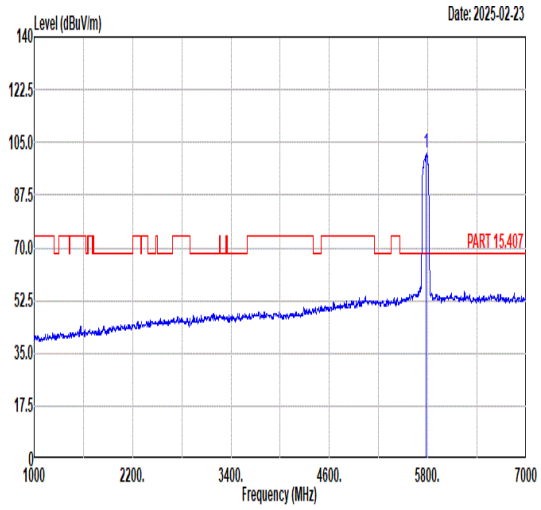 Freq Level Limit Line Margin (dB) Read Level Ant Factor Cable Loss Preamp Factor APos TPos Remark MHz dBuV/m dBuV/m dBuV dB/m dB dB cm deg 1 5775.00 101.35 ------ ------ 85.93 36.62 11.62 32.82 400 135 PEAK
Avg	Blank	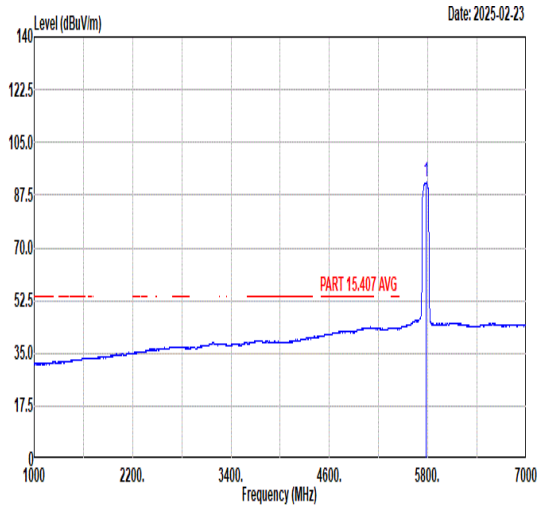 Freq Level Limit Line Margin (dB) Read Level Ant Factor Cable Loss Preamp Factor APos TPos Remark MHz dBuV/m dBuV/m dBuV dB/m dB dB cm deg 1 5775.00 91.66 ------ ------ 76.21 36.63 11.63 32.81 400 135 AVERAGE

Mode	107	
	Band Edge - R	
	U-NII-3_5.725-5.85_802.11be EHT80_CH155_Full RU_5775MHz	
ANT	1+2	
Pol.	Vertical	Fundamental
Peak	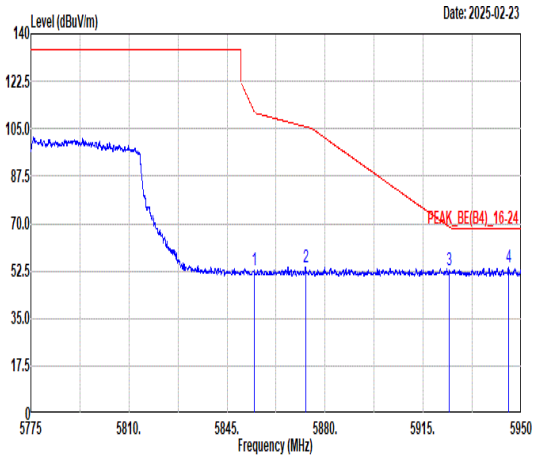 Freq Level Limit Line Margin (dB) Read Level Ant Factor Cable Loss Preamp Factor APos TPos Remark MHz dBuV/m dBuV/m dBuV dB/m dB dB cm deg 1 5854.73 52.85 111.42 -58.57 37.66 36.51 11.52 32.84 400 135 PEAK 2 5873.11 53.86 105.73 -51.87 38.67 36.55 11.49 32.85 400 135 PEAK 3 5924.36 52.80 68.67 -15.87 37.62 36.65 11.40 32.87 400 135 PEAK 4 5945.36 53.95 68.30 -14.35 38.77 36.69 11.37 32.88 400 135 PEAK	Blank

Mode	108	
	Band Edge	
	U-NII-3_5.725-5.85_802.11be EHT20_CH149_Single RU 52RU37_5745MHz	
ANT	1+2	
Pol.	Horizontal	Fundamental
Peak	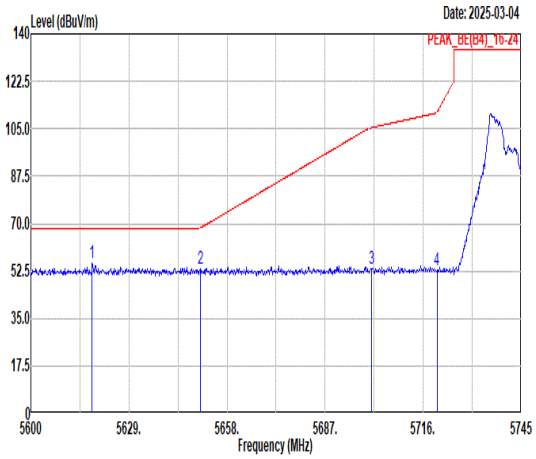 Freq Level Limit Line Margin (dB) Read Level Ant Factor Cable Loss Preamp Factor APos TPos Remark 1 5618.13 55.36 68.30 -12.94 40.04 36.37 11.70 32.75 396 117 PEAK 2 5650.03 53.13 68.32 -15.19 37.70 36.50 11.69 32.76 396 117 PEAK 3 5700.78 53.49 105.42 -51.93 38.01 36.60 11.66 32.78 396 117 PEAK 4 5720.06 52.88 110.94 -58.06 37.37 36.64 11.66 32.79 396 117 PEAK	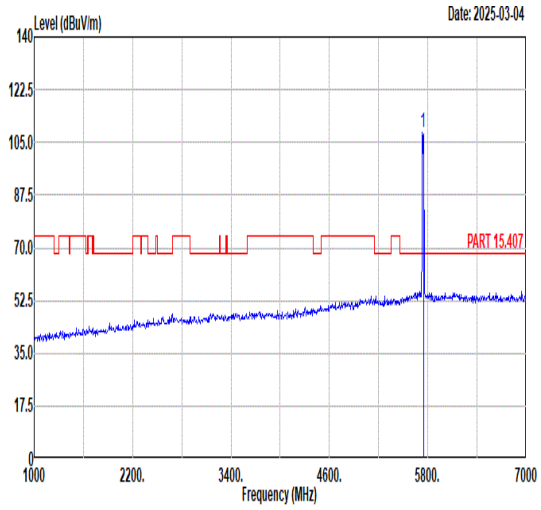 Freq Level Limit Line Margin (dB) Read Level Ant Factor Cable Loss Preamp Factor APos TPos Remark 1 5745.00 108.37 ------ ------ 92.84 36.67 11.65 32.79 396 117 PEAK
Avg	Blank	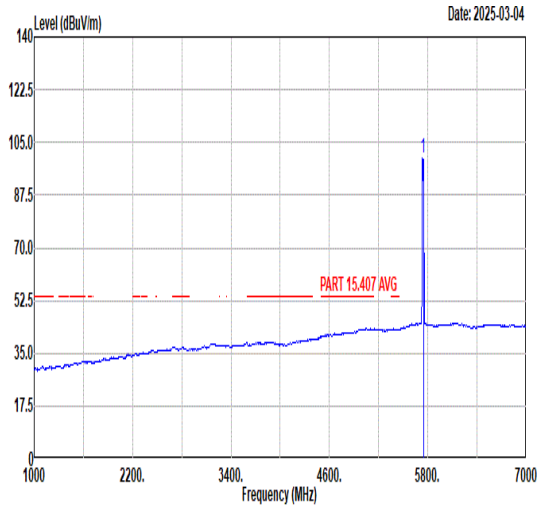 Freq Level Limit Line Margin (dB) Read Level Ant Factor Cable Loss Preamp Factor APos TPos Remark 1 5745.00 100.06 ------ ------ 84.53 36.67 11.65 32.79 396 117 AVERAGE

Mode	108	
	Band Edge	
	U-NII-3_5.725-5.85_802.11be EHT20_CH149_Single RU 52RU37_5745MHz	
ANT	1+2	
Pol.	Vertical	Fundamental
Peak	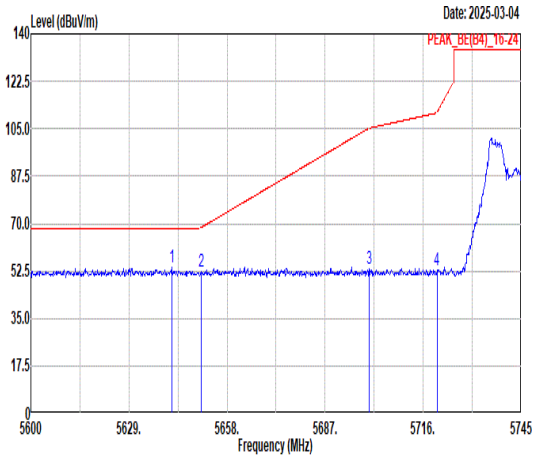 Freq Level Limit Line Margin (dB) Read Level Ant Factor Cable Loss Preamp Factor APos TPos Remark MHz dBuV/m dBuV/m dBuV dB/m dB dB cm deg 1 5641.62 53.96 68.30 -14.34 38.56 36.47 11.69 32.76 400 176 PEAK 2 5650.32 52.18 68.53 -16.35 36.75 36.50 11.69 32.76 400 176 PEAK 3 5700.05 53.37 105.21 -51.84 37.89 36.60 11.66 32.78 400 176 PEAK 4 5720.06 53.08 110.94 -57.86 37.57 36.64 11.66 32.79 400 176 PEAK	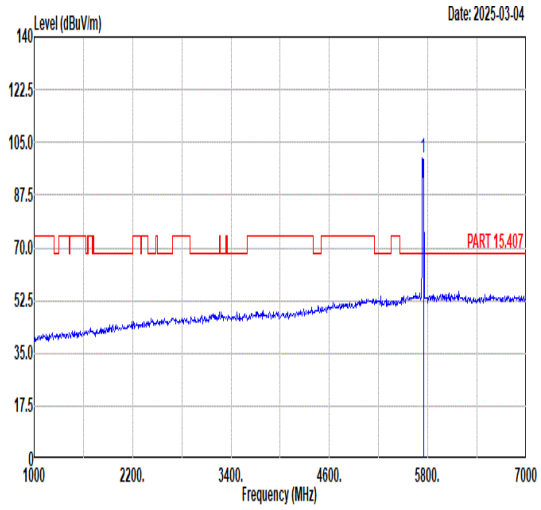 Freq Level Limit Line Margin (dB) Read Level Ant Factor Cable Loss Preamp Factor APos TPos Remark MHz dBuV/m dBuV/m dBuV dB/m dB dB cm deg 1 5745.00 99.76 ------ ------ 84.23 36.67 11.65 32.79 400 176 PEAK
Avg	Blank	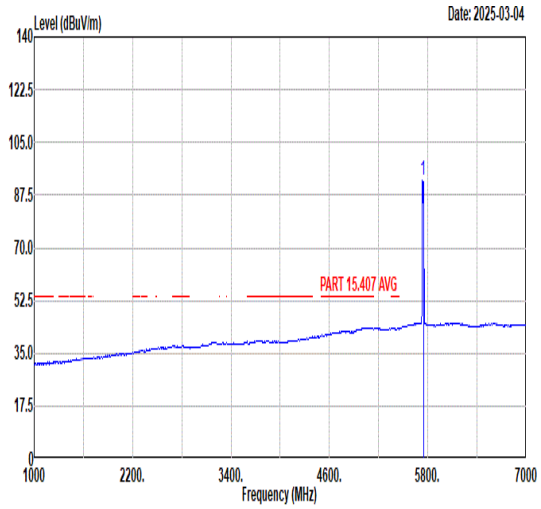 Freq Level Limit Line Margin (dB) Read Level Ant Factor Cable Loss Preamp Factor APos TPos Remark MHz dBuV/m dBuV/m dBuV dB/m dB dB cm deg 1 5745.00 92.40 ------ ------ 76.87 36.67 11.65 32.79 400 176 AVERAGE

Mode	109
	Band Edge
	U-NII-3_5.725-5.85_802.11be EHT20_CH165_Single RU 52RU40_5825MHz
ANT	1+2

Pol.	Horizontal	Fundamental
Peak	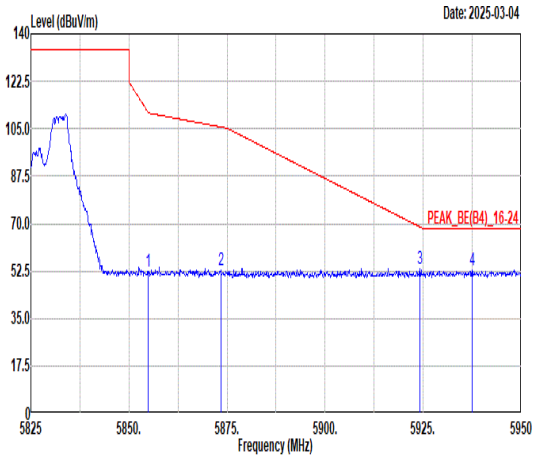 Freq Level Limit Line Margin (dB) Read Level Ant Factor Cable Loss Preamp Factor APos TPos Remark MHz dBuV/m dBuV/m dBuV dB/m dB dB cm deg 1 5854.88 52.39 111.08 -58.69 37.20 36.51 11.52 32.84 396 119 PEAK 2 5873.38 52.66 105.65 -52.99 37.47 36.55 11.49 32.85 396 119 PEAK 3 5924.13 53.55 68.84 -15.29 38.37 36.65 11.40 32.87 396 119 PEAK 4 5937.50 53.08 68.30 -15.22 37.91 36.67 11.38 32.88 396 119 PEAK	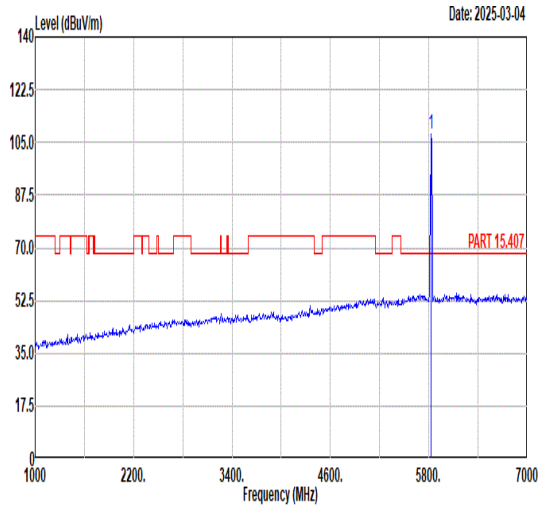 Freq Level Limit Line Margin (dB) Read Level Ant Factor Cable Loss Preamp Factor APos TPos Remark MHz dBuV/m dBuV/m dBuV dB/m dB dB cm deg 1 5825.00 108.02 ------ ------ 92.75 36.54 11.56 32.83 396 119 PEAK
Avg	Blank	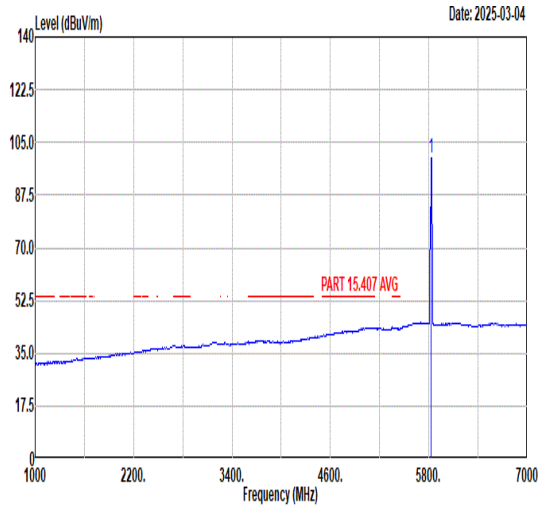 Freq Level Limit Line Margin (dB) Read Level Ant Factor Cable Loss Preamp Factor APos TPos Remark MHz dBuV/m dBuV/m dBuV dB/m dB dB cm deg 1 5825.00 99.99 ------ ------ 84.72 36.54 11.56 32.83 396 119 AVERAGE

Mode	109	
	Band Edge	
	U-NII-3_5.725-5.85_802.11be EHT20_CH165_Single RU 52RU40_5825MHz	
ANT	1+2	
Pol.	Vertical	Fundamental
Peak	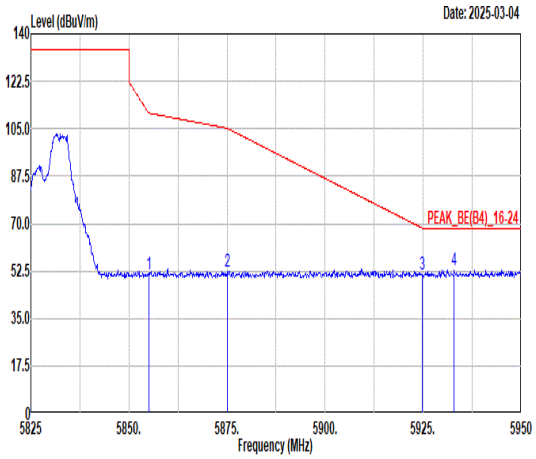 Freq Level Limit Line Margin (dB) Read Level Ant Factor Cable Loss Preamp Factor APos TPos Remark 1 5855.00 51.29 110.80 -59.51 36.10 36.51 11.52 32.84 340 197 PEAK 2 5875.00 52.04 105.20 -53.16 36.85 36.55 11.49 32.85 340 197 PEAK 3 5924.75 51.44 68.38 -16.94 36.26 36.65 11.40 32.87 340 197 PEAK 4 5932.88 52.81 68.30 -15.49 37.62 36.67 11.39 32.87 340 197 PEAK	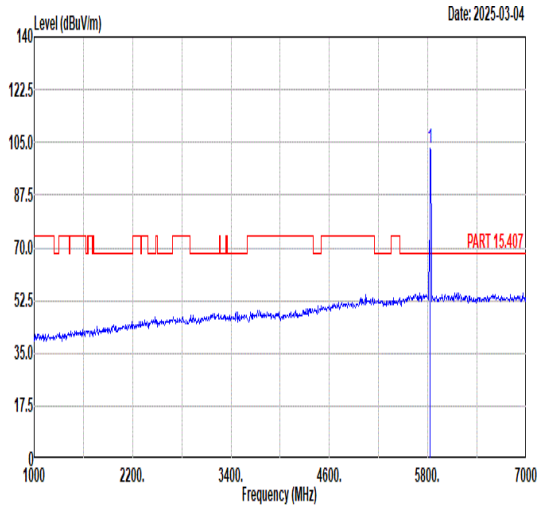 Freq Level Limit Line Margin (dB) Read Level Ant Factor Cable Loss Preamp Factor APos TPos Remark 1 5825.00 103.18 ------ ------ 87.91 36.54 11.56 32.83 340 197 PEAK
Avg	Blank	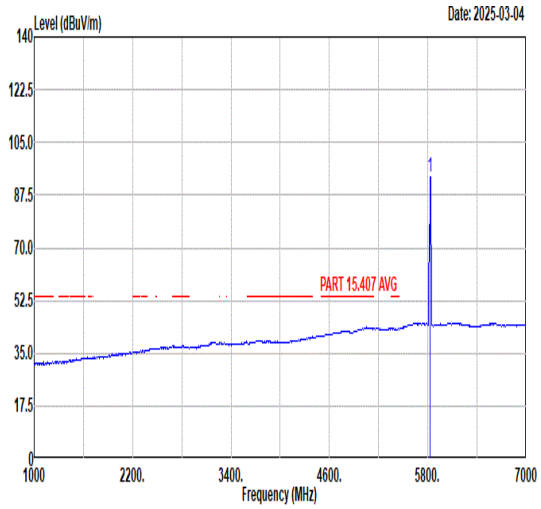 Freq Level Limit Line Margin (dB) Read Level Ant Factor Cable Loss Preamp Factor APos TPos Remark 1 5825.00 93.37 ------ ------ 78.12 36.53 11.55 32.83 340 197 AVERAGE

Mode	110	
	Band Edge	
	U-NII-3_5.725-5.85_802.11be EHT20_CH149_Small RU 106+26_OFDMA1_5745MHz	
ANT	1+2	
Pol.	Horizontal	Fundamental
Peak	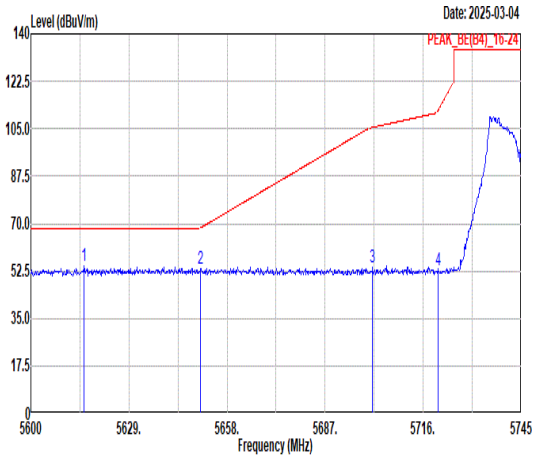 Freq Level Limit Line Margin (dB) Read Level Ant Factor Cable Loss Preamp Factor APos TPos Remark MHz dBuV/m dBuV/m dBuV dB/m dB dB cm deg 1 5615.81 54.63 68.30 -13.67 39.32 36.36 11.70 32.75 375 108 PEAK 2 5650.17 53.46 68.43 -14.97 38.03 36.50 11.69 32.76 375 108 PEAK 3 5701.07 53.67 105.50 -51.83 38.19 36.60 11.66 32.78 375 108 PEAK 4 5720.35 53.07 111.60 -58.53 37.56 36.64 11.66 32.79 375 108 PEAK	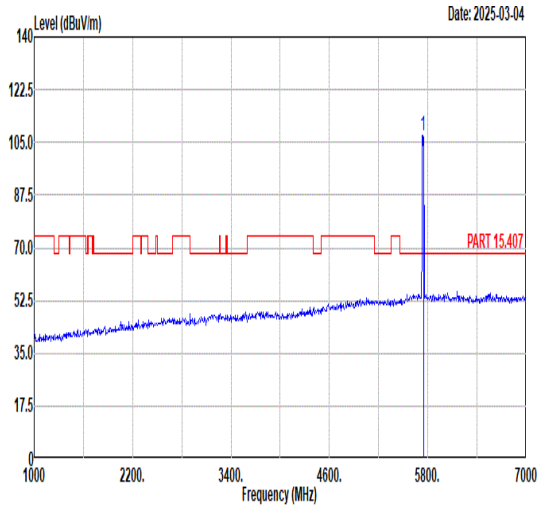 Freq Level Limit Line Margin (dB) Read Level Ant Factor Cable Loss Preamp Factor APos TPos Remark MHz dBuV/m dBuV/m dBuV dB/m dB dB cm deg 1 5745.00 107.25 ------ ------ 91.72 36.68 11.65 32.80 375 108 PEAK
Avg	Blank	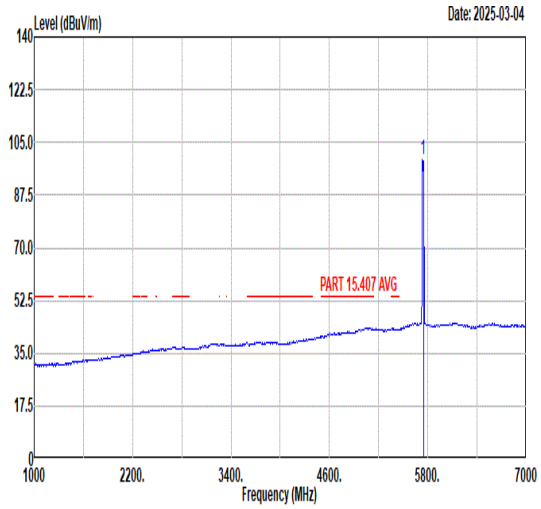 Freq Level Limit Line Margin (dB) Read Level Ant Factor Cable Loss Preamp Factor APos TPos Remark MHz dBuV/m dBuV/m dBuV dB/m dB dB cm deg 1 5745.00 99.09 ------ ------ 83.56 36.67 11.65 32.79 375 108 AVERAGE

Mode	110	
	Band Edge	
	U-NII-3_5.725-5.85_802.11be EHT20_CH149_Small RU 106+26_OFDMA1_5745MHz	
ANT	1+2	
Pol.	Vertical	Fundamental
Peak	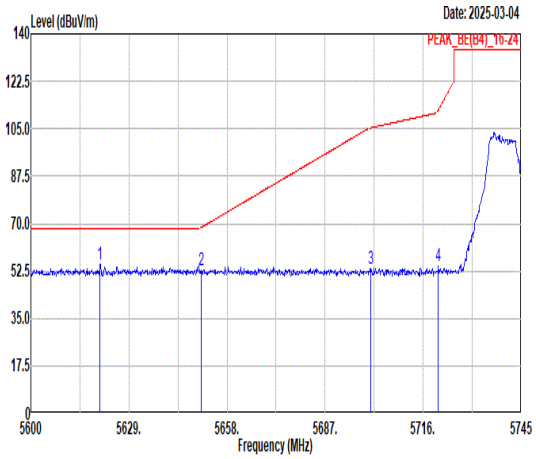 Freq Level Limit Line Margin (dB) Read Level Ant Factor Cable Loss Preamp Factor APos TPos Remark MHz dBuV/m dBuV/m dBuV dB/m dB dB cm deg 1 5620.45 54.77 68.30 -13.53 39.44 36.38 11.70 32.75 400 165 PEAK 2 5650.32 52.60 68.53 -15.93 37.17 36.50 11.69 32.76 400 165 PEAK 3 5700.49 53.39 105.34 -51.95 37.91 36.60 11.66 32.78 400 165 PEAK 4 5720.50 54.52 111.93 -57.41 39.01 36.64 11.66 32.79 400 165 PEAK	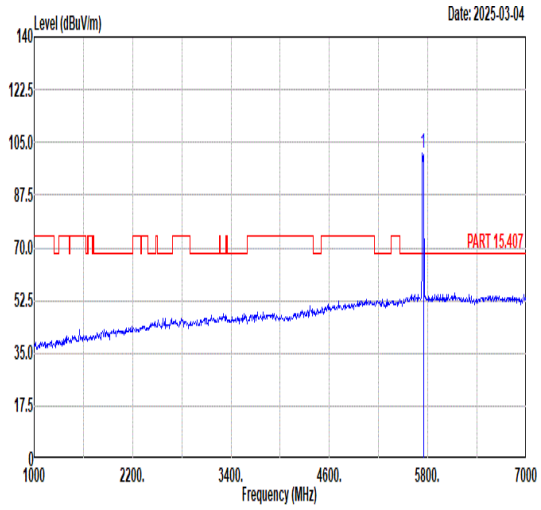 Freq Level Limit Line Margin (dB) Read Level Ant Factor Cable Loss Preamp Factor APos TPos Remark MHz dBuV/m dBuV/m dBuV dB/m dB dB cm deg 1 5745.00 101.29 ------ ------ 85.76 36.67 11.65 32.79 400 165 PEAK
Avg	Blank	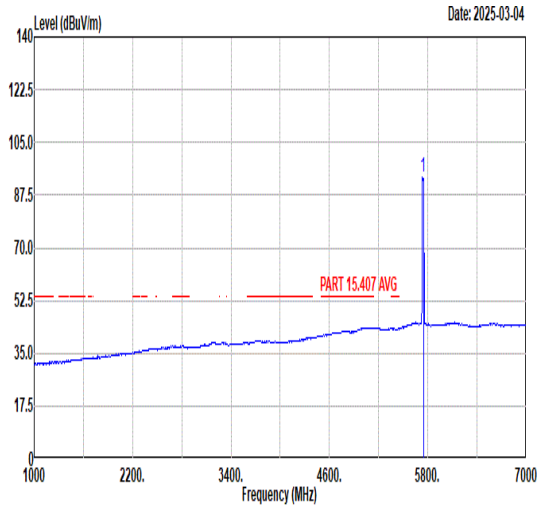 Freq Level Limit Line Margin (dB) Read Level Ant Factor Cable Loss Preamp Factor APos TPos Remark MHz dBuV/m dBuV/m dBuV dB/m dB dB cm deg 1 5745.00 93.28 ------ ------ 77.75 36.67 11.65 32.79 400 165 AVERAGE

Mode	111	
	Band Edge	
	U-NII-3_5.725-5.85_802.11be EHT20_CH165_Small RU 106+26_OFDMA2_5825MHz	
ANT	1+2	
Pol.	Horizontal	Fundamental
Peak	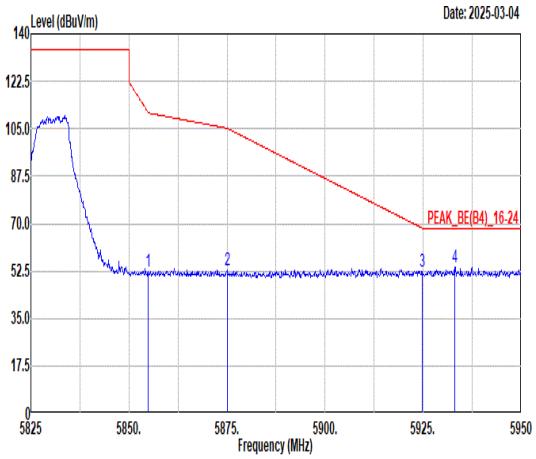 Freq Level Limit Line Margin (dB) Read Level Ant Factor Cable Loss Preamp Factor APos TPos Remark 1 5854.88 52.11 111.08 -58.97 36.92 36.51 11.52 32.84 379 125 PEAK 2 5875.00 52.72 105.20 -52.48 37.53 36.55 11.49 32.85 379 125 PEAK 3 5924.75 52.41 68.38 -15.97 37.23 36.65 11.40 32.87 379 125 PEAK 4 5933.13 53.95 68.30 -14.35 38.76 36.67 11.39 32.87 379 125 PEAK	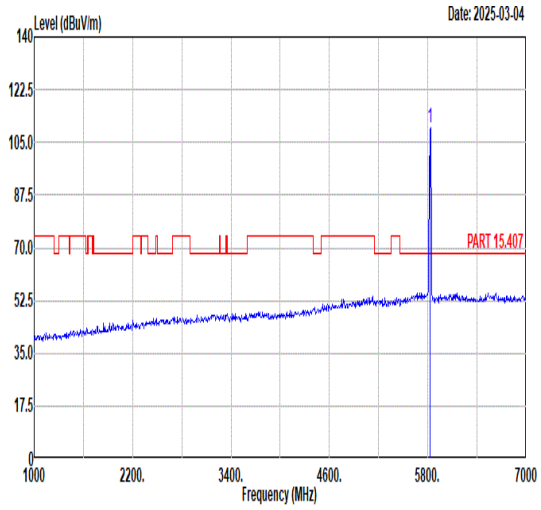 Freq Level Limit Line Margin (dB) Read Level Ant Factor Cable Loss Preamp Factor APos TPos Remark 1 5825.00 110.05 ------ ------ 94.80 36.53 11.55 32.83 379 125 PEAK
Avg	Blank	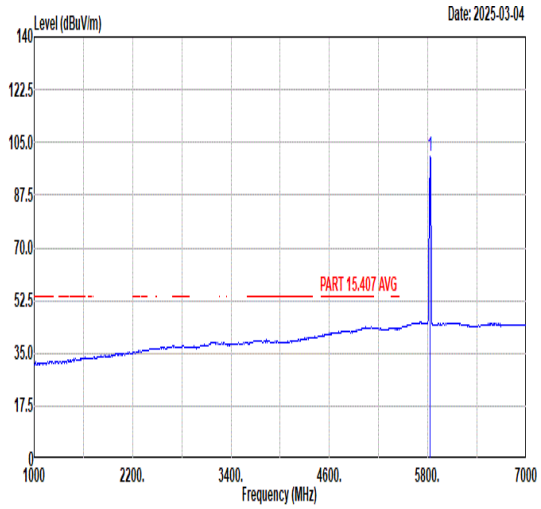 Freq Level Limit Line Margin (dB) Read Level Ant Factor Cable Loss Preamp Factor APos TPos Remark 1 5825.00 100.11 ------ ------ 84.84 36.54 11.56 32.83 379 125 AVERAGE

Mode	111	
	Band Edge	
	U-NII-3_5.725-5.85_802.11be EHT20_CH165_Small RU 106+26_OFDMA2_5825MHz	
ANT	1+2	
Pol.	Vertical	Fundamental
Peak	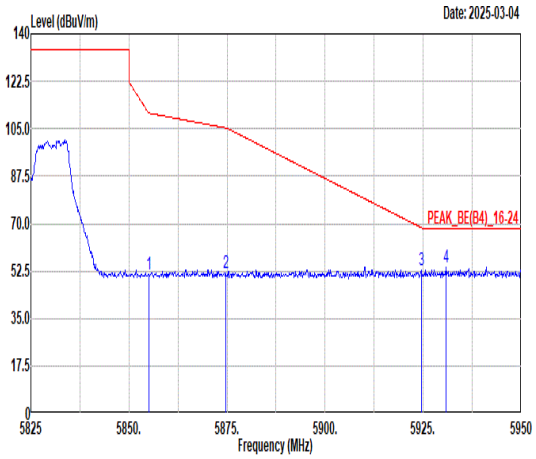 Freq Level Limit Line Margin (dB) Read Level Ant Factor Cable Loss Preamp Factor APos TPos Remark 1 5855.00 51.24 110.80 -59.56 36.05 36.51 11.52 32.84 400 189 PEAK 2 5874.75 51.99 105.27 -53.28 36.80 36.55 11.49 32.85 400 189 PEAK 3 5924.50 52.78 68.57 -15.79 37.60 36.65 11.40 32.87 400 189 PEAK 4 5930.88 53.93 68.30 -14.37 38.75 36.66 11.39 32.87 400 189 PEAK	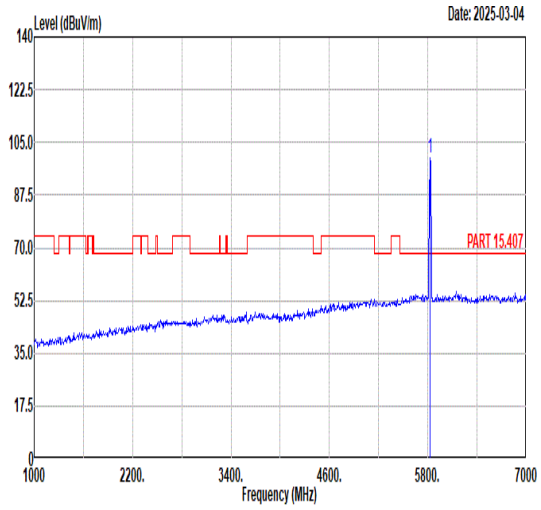 Freq Level Limit Line Margin (dB) Read Level Ant Factor Cable Loss Preamp Factor APos TPos Remark 1 5825.00 99.85 ------ ------ 84.58 36.54 11.56 32.83 400 189 PEAK
Avg	Blank	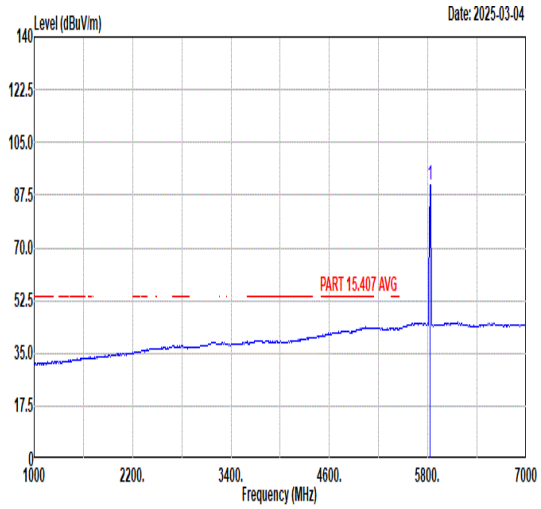 Freq Level Limit Line Margin (dB) Read Level Ant Factor Cable Loss Preamp Factor APos TPos Remark 1 5825.00 91.10 ------ ------ 75.85 36.53 11.55 32.83 400 189 AVERAGE

Mode	112	
	Band Edge - L	
	U-NII-1_5.15-5.25_802.11be EHT80_CH42_Large RU 484+242_4_5210MHz	
ANT	1+2	
Pol.	Horizontal	Fundamental
Peak	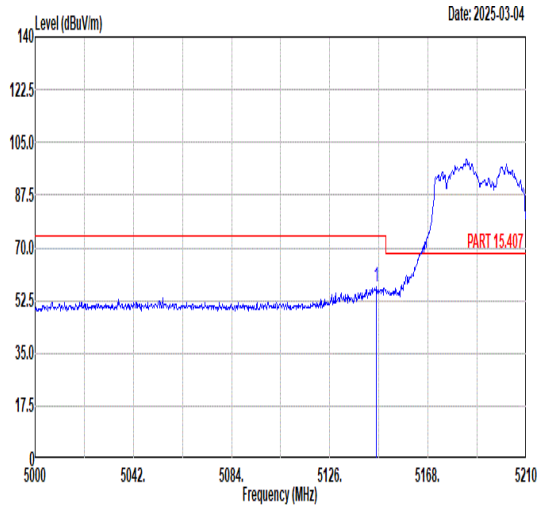 Freq Level Limit Line Margin (dB) Read Level Ant Factor Cable Loss Preamp Factor APos TPos Remark MHz dBuV/m dBuV/m dBuV dB/m dB dB cm deg 1 5145.95 56.90 74.00 -17.10 42.73 35.71 11.09 32.63 400 128 PEAK	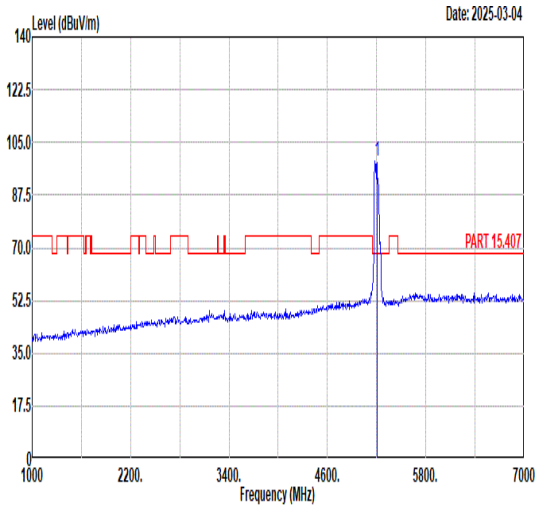 Freq Level Limit Line Margin (dB) Read Level Ant Factor Cable Loss Preamp Factor APos TPos Remark MHz dBuV/m dBuV/m dBuV dB/m dB dB cm deg 1 5210.00 98.74 ------ ------ 84.55 35.76 11.07 32.64 400 128 PEAK
Avg	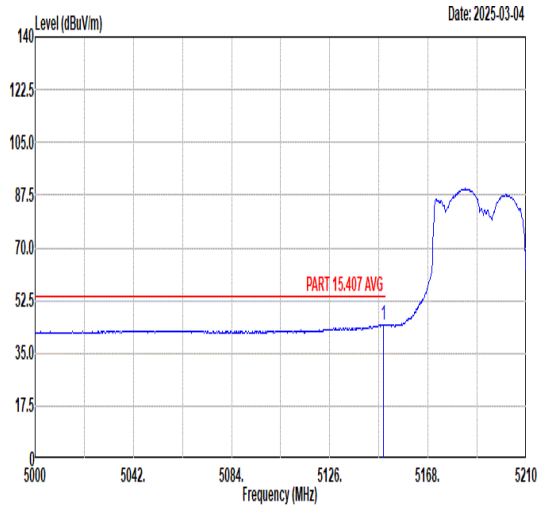 Freq Level Limit Line Margin (dB) Read Level Ant Factor Cable Loss Preamp Factor APos TPos Remark MHz dBuV/m dBuV/m dBuV dB/m dB dB cm deg 1 5148.89 44.49 54.00 -9.51 30.33 35.70 11.09 32.63 400 128 AVERAGE	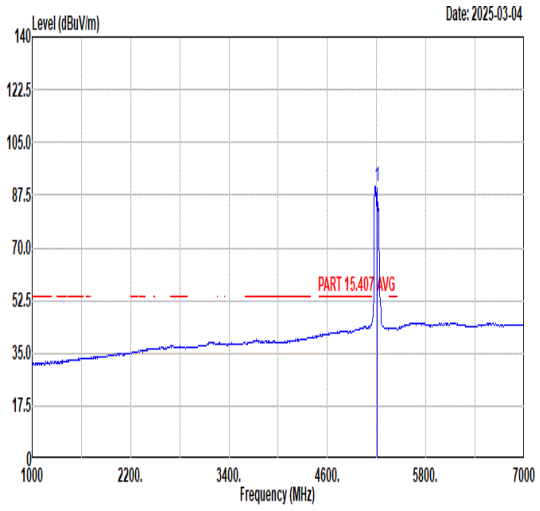 Freq Level Limit Line Margin (dB) Read Level Ant Factor Cable Loss Preamp Factor APos TPos Remark MHz dBuV/m dBuV/m dBuV dB/m dB dB cm deg 1 5210.00 90.31 ------ ------ 76.12 35.76 11.07 32.64 400 128 AVERAGE

Mode	112	
	Band Edge - R	
	U-NII-1_5.15-5.25_802.11be EHT80_CH42_Large RU 484+242_4_5210MHz	
ANT	1+2	
Pol.	Horizontal	Fundamental
Peak	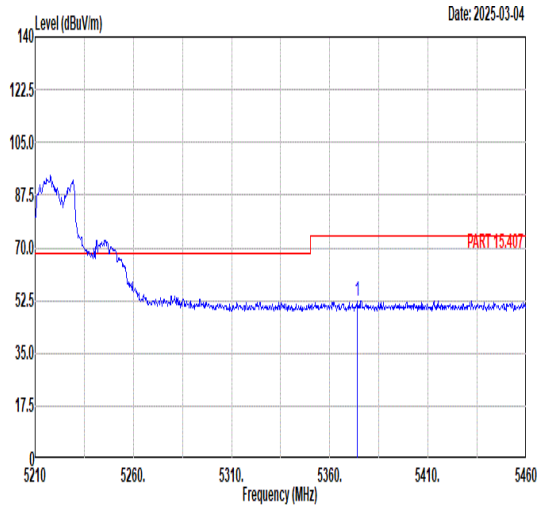 Freq Level Limit Line Margin (dB) Read Level Ant Factor Cable Loss Preamp Factor APos TPos Remark MHz dBuV/m dBuV/m dBuV dB/m dB dB cm deg 1 5374.00 52.49 74.00 -21.51 38.18 36.05 10.93 32.67 400 128 PEAK	Blank
Avg	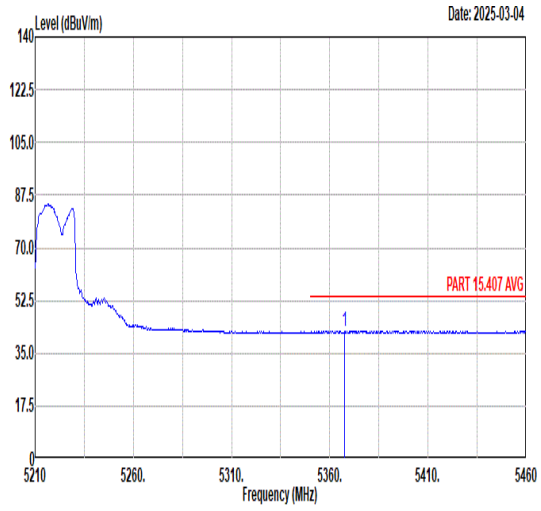 Freq Level Limit Line Margin (dB) Read Level Ant Factor Cable Loss Preamp Factor APos TPos Remark MHz dBuV/m dBuV/m dBuV dB/m dB dB cm deg 1 5367.50 42.41 54.00 -11.59 28.09 36.06 10.93 32.67 400 128 AVERAGE	Blank

Mode	112	
	Band Edge - L	
	U-NII-1_5.15-5.25_802.11be EHT80_CH42_Large RU 484+242_4_5210MHz	
ANT	1+2	
Pol.	Vertical	Fundamental
Peak	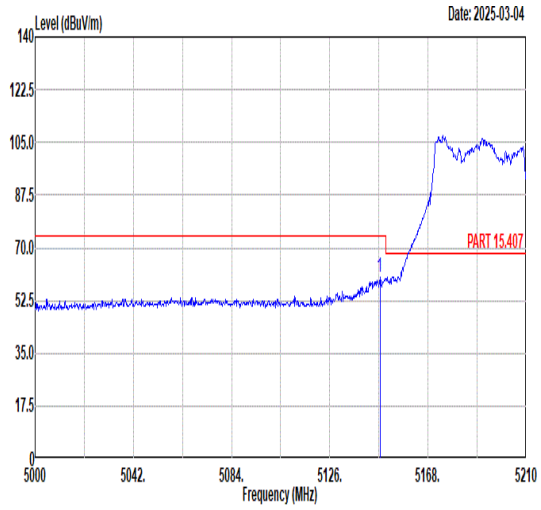 Freq Level Limit Line Margin (dB) Read Level Ant Factor Cable Loss Preamp Factor APos TPos Remark MHz dBuV/m dBuV/m dBuV dB/m dB dB cm deg 1 5147.42 60.34 74.00 -13.66 46.17 35.71 11.09 32.63 400 177 PEAK	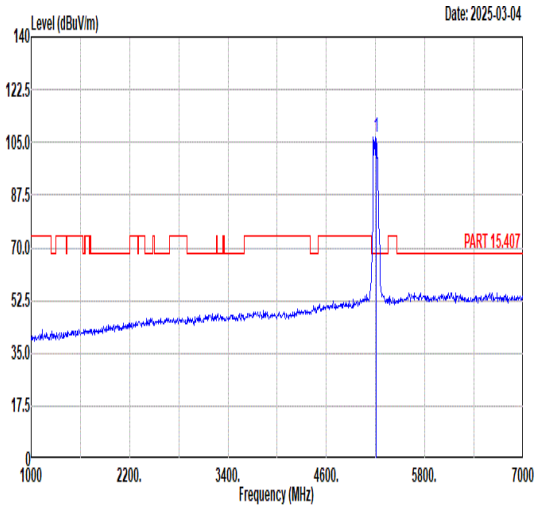 Freq Level Limit Line Margin (dB) Read Level Ant Factor Cable Loss Preamp Factor APos TPos Remark MHz dBuV/m dBuV/m dBuV dB/m dB dB cm deg 1 5210.00 106.72 ------ ------ 92.54 35.74 11.07 32.63 400 177 PEAK
Avg	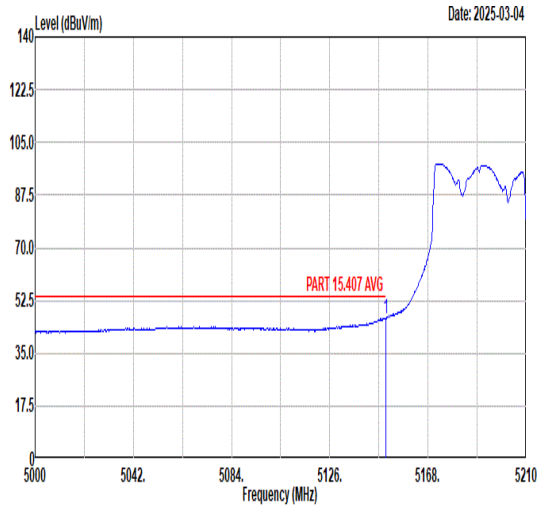 Freq Level Limit Line Margin (dB) Read Level Ant Factor Cable Loss Preamp Factor APos TPos Remark MHz dBuV/m dBuV/m dBuV dB/m dB dB cm deg 1 5149.94 46.75 54.00 -7.25 32.59 35.70 11.09 32.63 400 177 AVERAGE	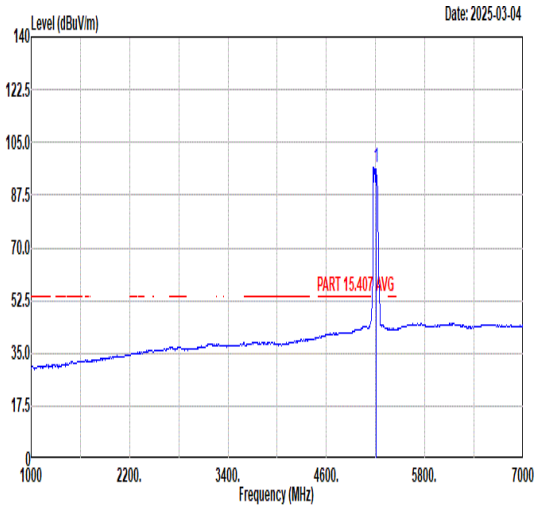 Freq Level Limit Line Margin (dB) Read Level Ant Factor Cable Loss Preamp Factor APos TPos Remark MHz dBuV/m dBuV/m dBuV dB/m dB dB cm deg 1 5210.00 96.56 ------ ------ 82.38 35.74 11.07 32.63 400 177 AVERAGE

Mode	112	
	Band Edge - R	
	U-NII-1_5.15-5.25_802.11be EHT80_CH42_Large RU 484+242_4_5210MHz	
ANT	1+2	
Pol.	Vertical	Fundamental
Peak	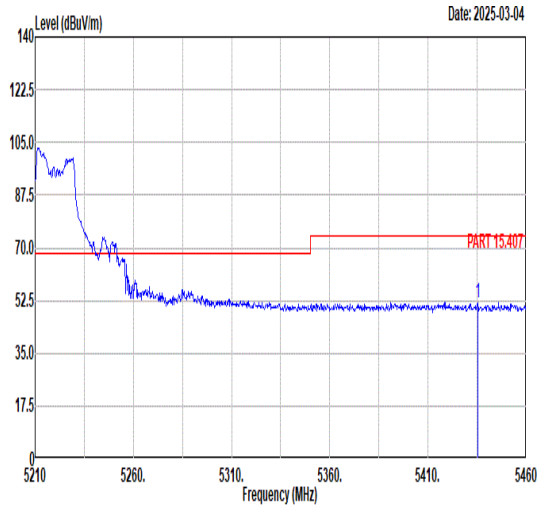 Freq Level Limit Line Margin (dB) Read Level Ant Factor Cable Loss Preamp Factor APos TPos Remark MHz dBuV/m dBuV/m dBuV dB/m dB dB cm deg 1 5435.50 51.86 74.00 -22.14 37.60 35.93 11.02 32.69 400 177 PEAK	Blank
Avg	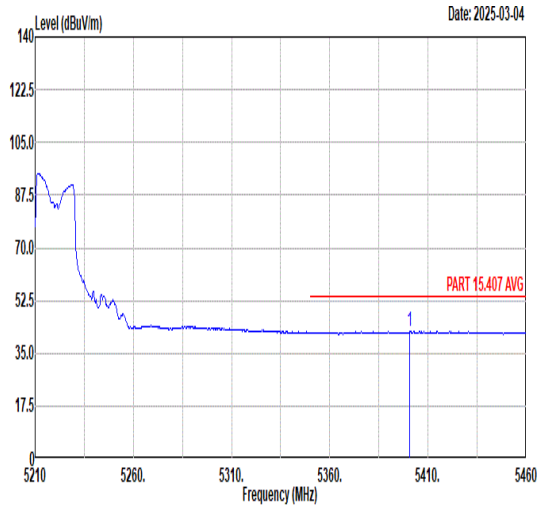 Freq Level Limit Line Margin (dB) Read Level Ant Factor Cable Loss Preamp Factor APos TPos Remark MHz dBuV/m dBuV/m dBuV dB/m dB dB cm deg 1 5400.75 42.18 54.00 -11.82 27.96 36.00 10.90 32.68 400 177 AVERAGE	Blank

Mode	113	
	Band Edge - L	
	U-NII-2A_5.25-5.35_802.11be EHT80_CH58_Large RU 484+242_1_5290MHz	
ANT	1+2	
Pol.	Horizontal	Fundamental
Peak	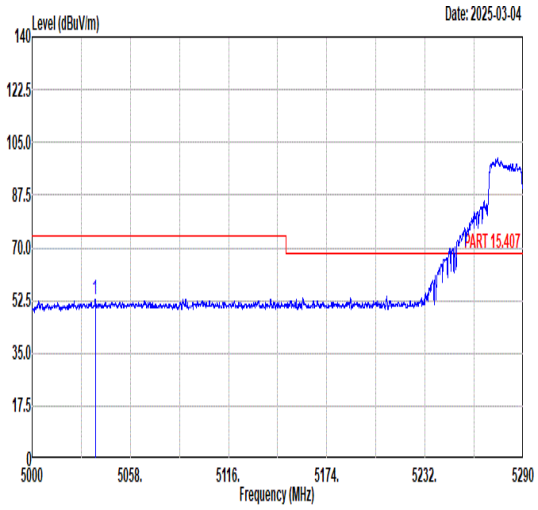 Freq Level Limit Line Margin (dB) Read Level Ant Factor Cable Loss Preamp Factor APos TPos Remark MHz dBuV/m dBuV/m dBuV dB/m dB dB cm deg 1 5037.27 53.06 74.00 -20.94 38.72 35.80 11.15 32.61 161 110 PEAK	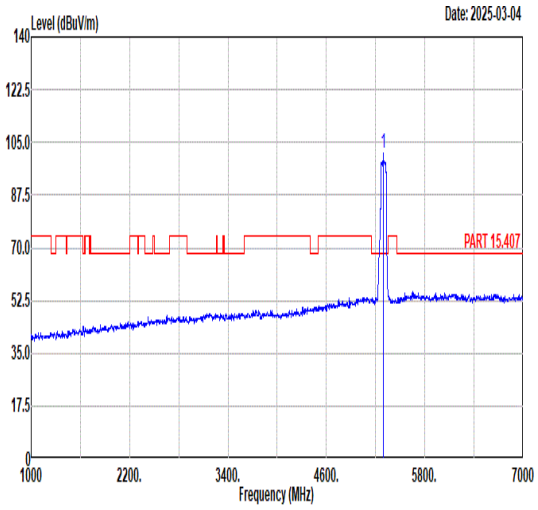 Freq Level Limit Line Margin (dB) Read Level Ant Factor Cable Loss Preamp Factor APos TPos Remark MHz dBuV/m dBuV/m dBuV dB/m dB dB cm deg 1 5290.00 101.20 ------ ------ 87.07 35.80 10.99 32.66 161 110 PEAK
Avg	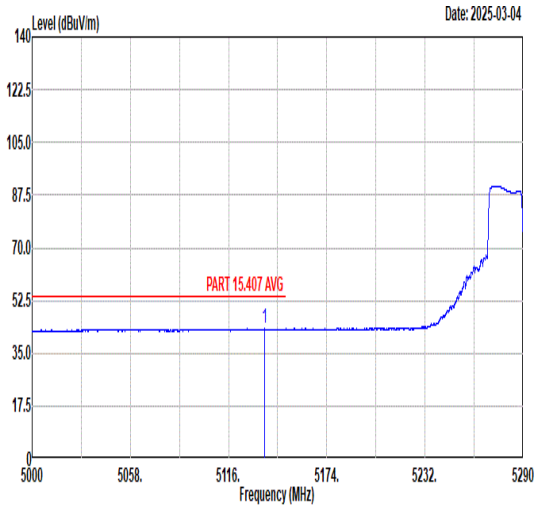 Freq Level Limit Line Margin (dB) Read Level Ant Factor Cable Loss Preamp Factor APos TPos Remark MHz dBuV/m dBuV/m dBuV dB/m dB dB cm deg 1 5137.34 43.09 54.00 -10.91 28.90 35.73 11.09 32.63 161 110 AVERAGE	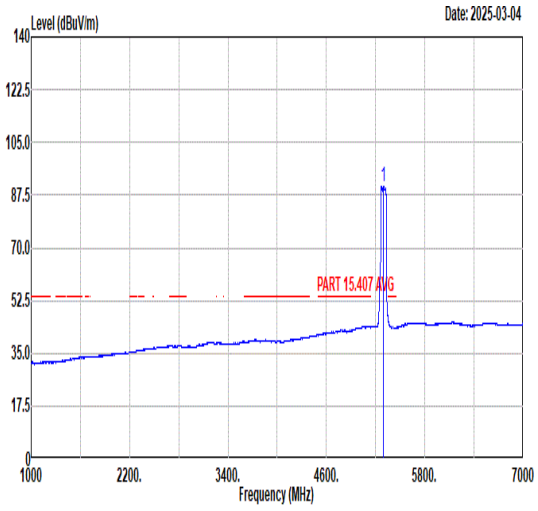 Freq Level Limit Line Margin (dB) Read Level Ant Factor Cable Loss Preamp Factor APos TPos Remark MHz dBuV/m dBuV/m dBuV dB/m dB dB cm deg 1 5290.00 90.32 ------ ------ 76.16 35.80 11.01 32.65 161 110 AVERAGE

Mode	113	
	Band Edge - R	
	U-NII-2A_5.25-5.35_802.11be EHT80_CH58_Large RU 484+242_1_5290MHz	
ANT	1+2	
Pol.	Horizontal	Fundamental
Peak	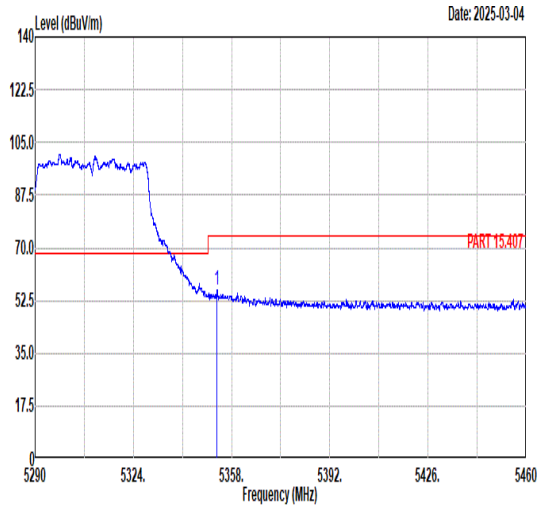 Freq Level Limit Line Margin (dB) Read Level Ant Factor Cable Loss Preamp Factor APos TPos Remark MHz dBuV/m dBuV/m dBuV dB/m dB dB cm deg 1 5353.00 55.91 74.00 -18.09 41.55 36.09 10.94 32.67 161 110 PEAK	Blank
Avg	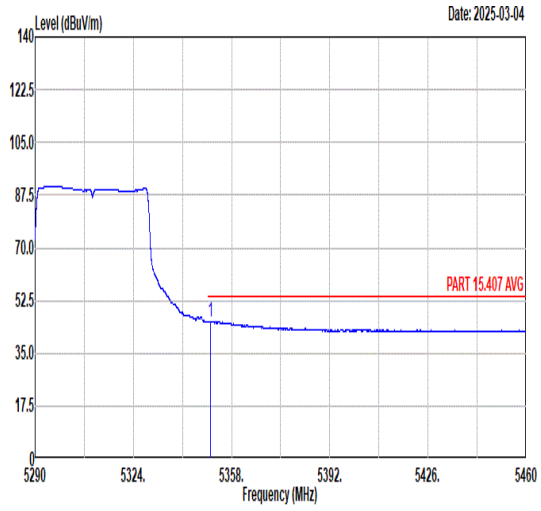 Freq Level Limit Line Margin (dB) Read Level Ant Factor Cable Loss Preamp Factor APos TPos Remark MHz dBuV/m dBuV/m dBuV dB/m dB dB cm deg 1 5350.62 45.62 54.00 -8.38 31.25 36.10 10.94 32.67 161 110 AVERAGE	Blank

Mode	113	
	Band Edge - L	
	U-NII-2A_5.25-5.35_802.11be EHT80_CH58_Large RU 484+242_1_5290MHz	
ANT	1+2	
Pol.	Vertical	Fundamental
Peak	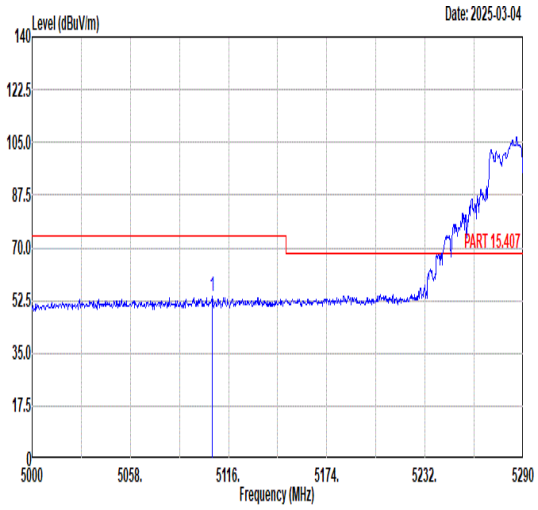 Freq Level Limit Line Margin (dB) Read Level Ant Factor Cable Loss Preamp Factor APos TPos Remark MHz dBuV/m dBuV/m dBuV dB/m dB dB cm deg 1 5106.43 53.89 74.00 -20.11 39.61 35.79 11.11 32.62 100 174 PEAK	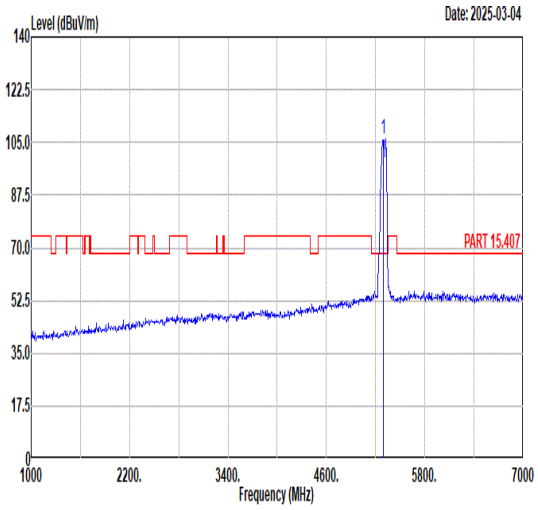 Freq Level Limit Line Margin (dB) Read Level Ant Factor Cable Loss Preamp Factor APos TPos Remark MHz dBuV/m dBuV/m dBuV dB/m dB dB cm deg 1 5290.00 106.19 ------ ------ 91.94 35.96 10.96 32.67 100 174 PEAK
Avg	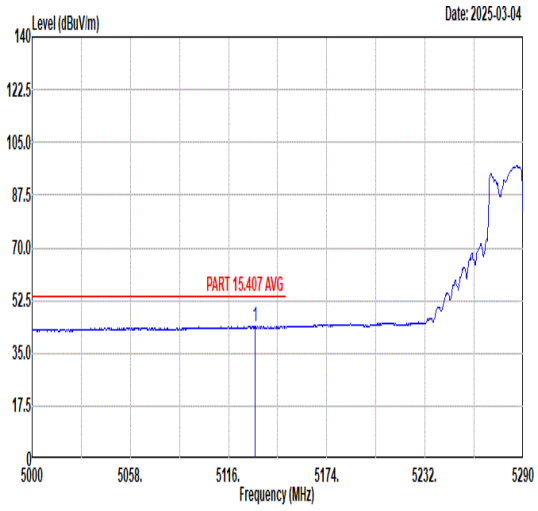 Freq Level Limit Line Margin (dB) Read Level Ant Factor Cable Loss Preamp Factor APos TPos Remark MHz dBuV/m dBuV/m dBuV dB/m dB dB cm deg 1 5131.66 43.84 54.00 -10.16 29.63 35.74 11.10 32.63 100 174 AVERAGE	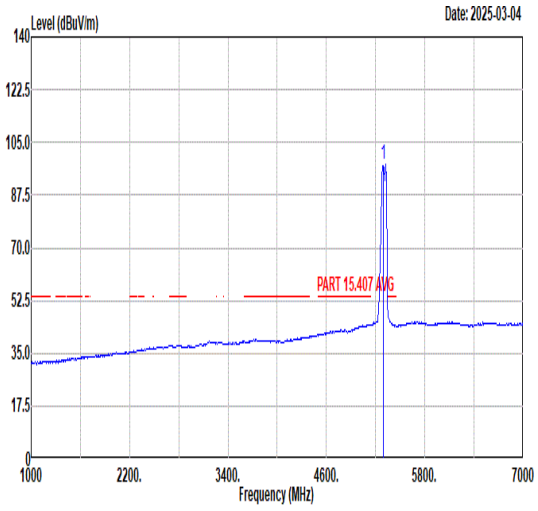 Freq Level Limit Line Margin (dB) Read Level Ant Factor Cable Loss Preamp Factor APos TPos Remark MHz dBuV/m dBuV/m dBuV dB/m dB dB cm deg 1 5290.00 97.49 ------ ------ 83.24 35.96 10.96 32.67 100 174 AVERAGE

Mode	113	
	Band Edge - R	
	U-NII-2A_5.25-5.35_802.11be EHT80_CH58_Large RU 484+242_1_5290MHz	
ANT	1+2	
Pol.	Vertical	Fundamental
Peak	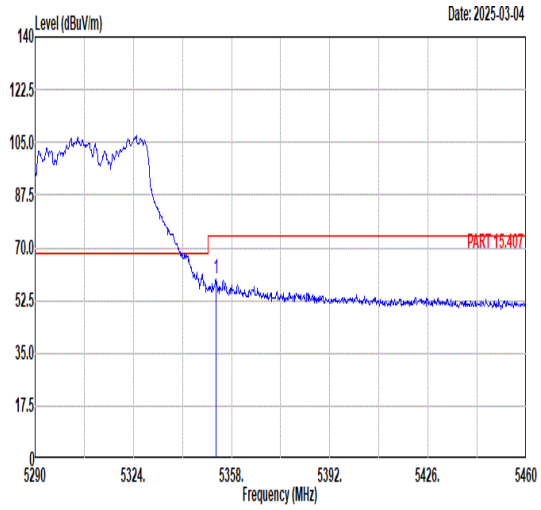 Freq Level Limit Line Margin (dB) Read Level Ant Factor Cable Loss Preamp Factor APos TPos Remark MHz dBuV/m dBuV/m dBuV dB/m dB dB cm deg 1 5352.56 59.51 74.00 -14.49 45.15 36.09 10.94 32.67 100 174 PEAK	Blank
Avg	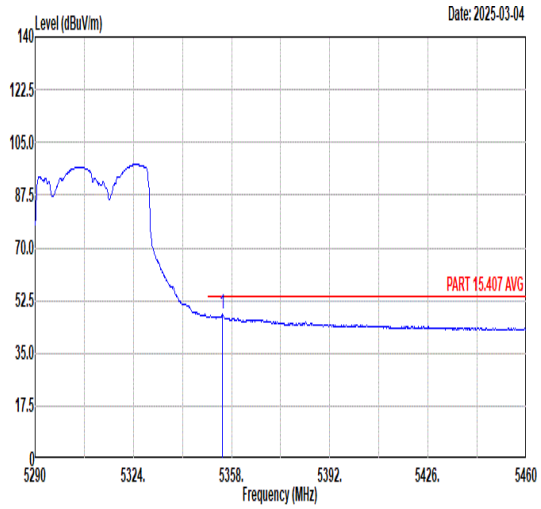 Freq Level Limit Line Margin (dB) Read Level Ant Factor Cable Loss Preamp Factor APos TPos Remark MHz dBuV/m dBuV/m dBuV dB/m dB dB cm deg 1 5354.77 47.85 54.00 -6.15 33.49 36.09 10.94 32.67 100 174 AVERAGE	Blank

Mode	114	
	Band Edge - L	
	U-NII-2C_5.47-5.725_802.11be EHT80_CH106_Large RU 484+242_4_5530MHz	
ANT	1+2	
Pol.	Horizontal	Fundamental
Peak	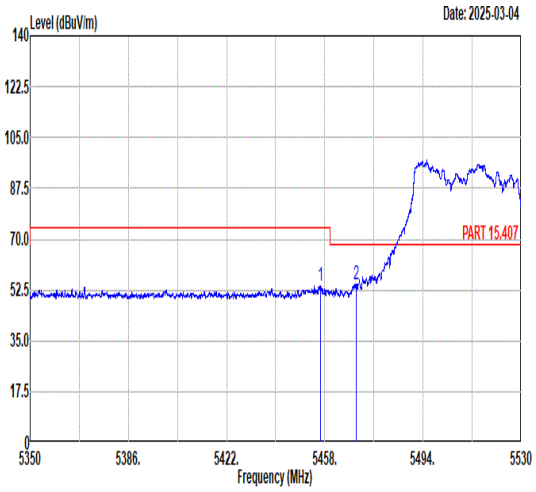 Freq Level Limit Line Margin (dB) Read Level Ant Factor Cable Loss Preamp Factor APos TPos Remark MHz dBuV/m dBuV/m dBuV dB/m dB dB cm deg 1 5456.31 54.02 74.00 -19.98 39.68 35.93 11.10 32.69 181 115 PEAK 2 5469.63 54.65 68.30 -13.65 40.20 35.98 11.16 32.69 181 115 PEAK	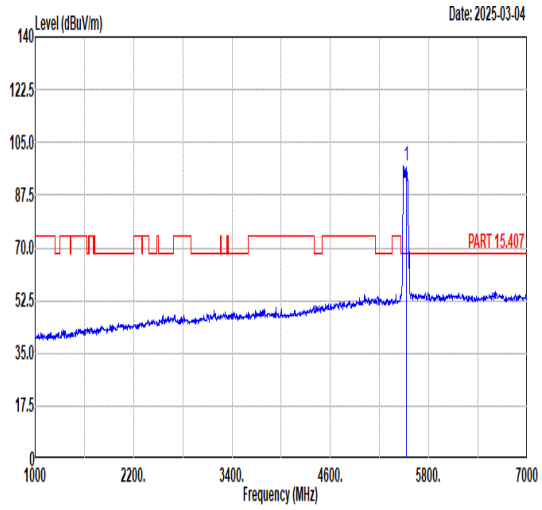 Freq Level Limit Line Margin (dB) Read Level Ant Factor Cable Loss Preamp Factor APos TPos Remark MHz dBuV/m dBuV/m dBuV dB/m dB dB cm deg 1 5530.00 97.09 ------ ------ 82.47 36.07 11.25 32.70 181 115 PEAK
Avg	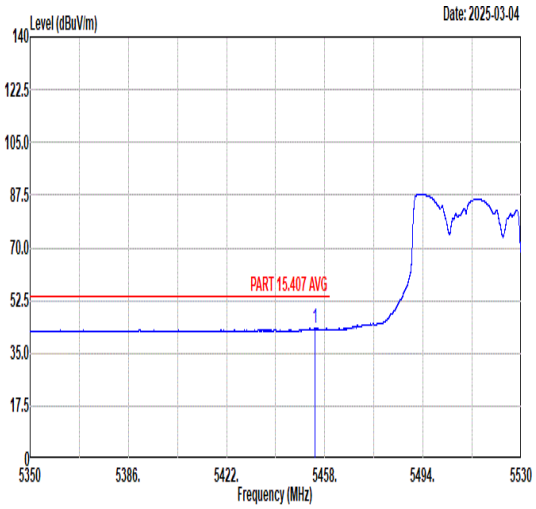 Freq Level Limit Line Margin (dB) Read Level Ant Factor Cable Loss Preamp Factor APos TPos Remark MHz dBuV/m dBuV/m dBuV dB/m dB dB cm deg 1 5454.31 43.13 54.00 -10.87 28.80 35.92 11.10 32.69 181 115 AVERAGE	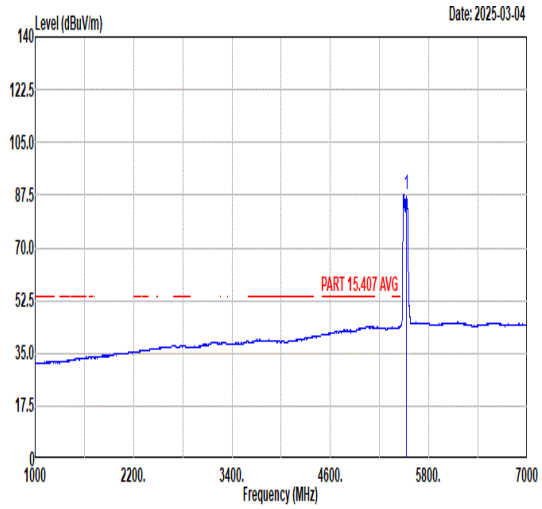 Freq Level Limit Line Margin (dB) Read Level Ant Factor Cable Loss Preamp Factor APos TPos Remark MHz dBuV/m dBuV/m dBuV dB/m dB dB cm deg 1 5530.00 87.77 ------ ------ 73.15 36.07 11.25 32.70 181 115 AVERAGE

Mode	114	
	Band Edge - R	
	U-NII-2C_5.47-5.725_802.11be EHT80_CH106_Large RU 484+242_4_5530MHz	
ANT	1+2	
Pol.	Horizontal	Fundamental
Peak	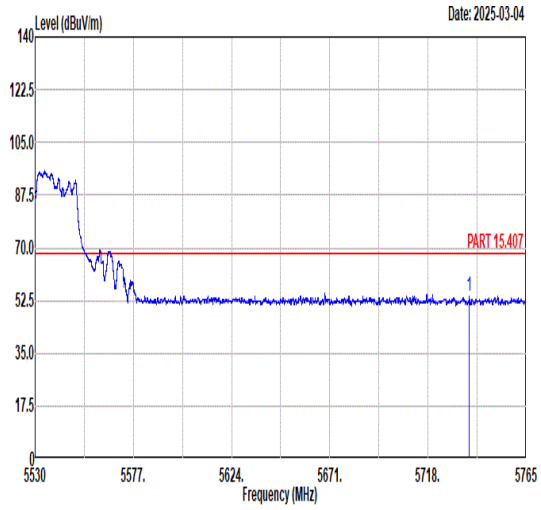 Freq Level Limit Line Margin (dB) Read Level Ant Factor Cable Loss Preamp Factor APos TPos Remark MHz dBuV/m dBuV/m dBuV dB/m dB dB cm deg 1 5737.62 54.01 68.30 -14.29 38.48 36.68 11.65 32.80 181 115 PEAK	Blank

Mode	114	
	Band Edge - L	
	U-NII-2C_5.47-5.725_802.11be EHT80_CH106_Large RU 484+242_4_5530MHz	
ANT	1+2	
Pol.	Vertical	Fundamental
Peak	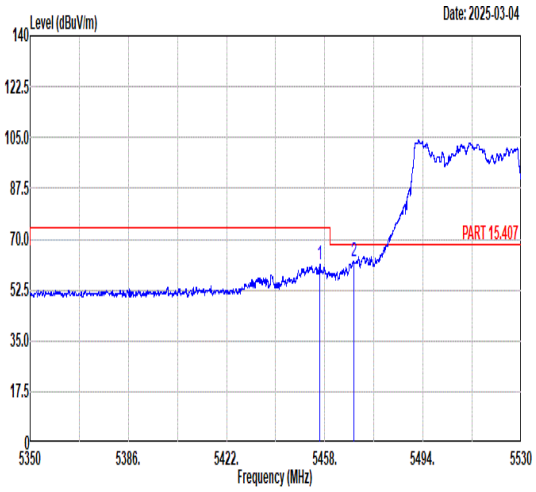 Freq Level Limit Line Margin (dB) Read Level Ant Factor Cable Loss Preamp Factor APos TPos Remark MHz dBuV/m dBuV/m dBuV dB/m dB dB cm deg 1 5456.13 61.19 74.00 -12.81 46.86 35.92 11.10 32.69 100 183 PEAK 2 5468.55 62.29 68.30 -6.01 47.85 35.97 11.16 32.69 100 183 PEAK	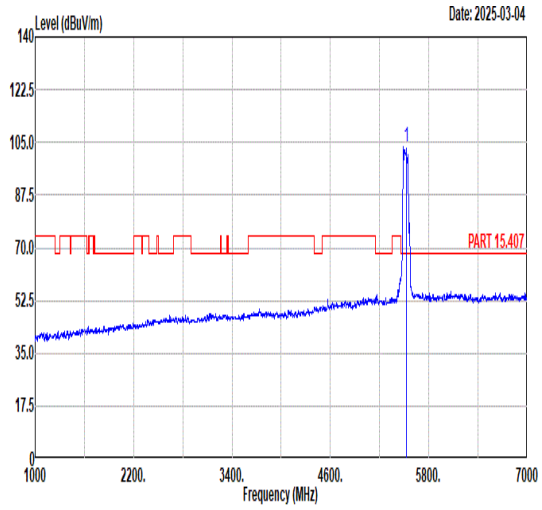 Freq Level Limit Line Margin (dB) Read Level Ant Factor Cable Loss Preamp Factor APos TPos Remark MHz dBuV/m dBuV/m dBuV dB/m dB dB cm deg 1 5530.00 103.41 ------ ------ 88.79 36.07 11.25 32.70 100 183 PEAK
Avg	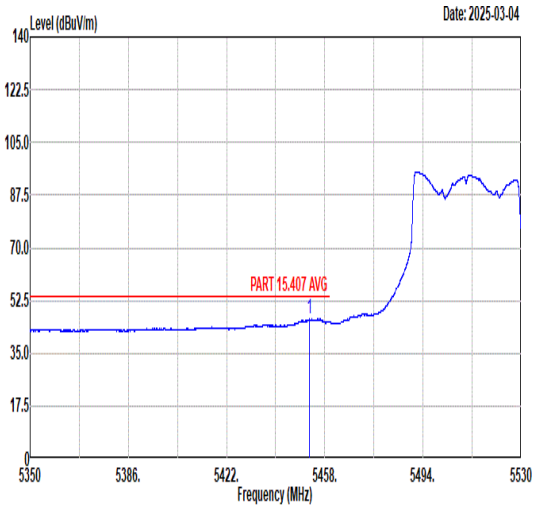 Freq Level Limit Line Margin (dB) Read Level Ant Factor Cable Loss Preamp Factor APos TPos Remark MHz dBuV/m dBuV/m dBuV dB/m dB dB cm deg 1 5452.35 46.57 54.00 -7.43 32.26 35.91 11.09 32.69 100 183 AVERAGE	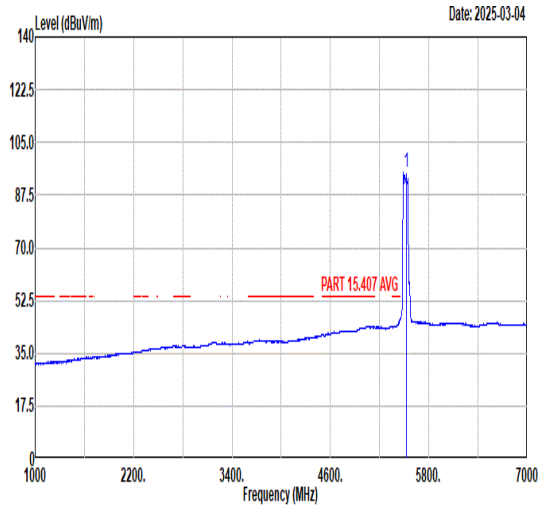 Freq Level Limit Line Margin (dB) Read Level Ant Factor Cable Loss Preamp Factor APos TPos Remark MHz dBuV/m dBuV/m dBuV dB/m dB dB cm deg 1 5530.00 95.15 ------ ------ 80.53 36.07 11.25 32.70 100 183 AVERAGE

Mode	114	
	Band Edge - R	
	U-NII-2C_5.47-5.725_802.11be EHT80_CH106_Large RU 484+242_4_5530MHz	
ANT	1+2	
Pol.	Vertical	Fundamental
Peak	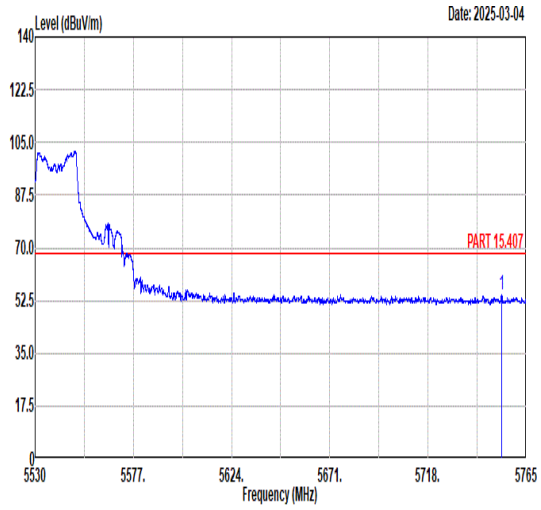 Freq Level Limit Line Margin (dB) Read Level Ant Factor Cable Loss Preamp Factor APos TPos Remark MHz dBuV/m dBuV/m dBuV dB/m dB dB cm deg 1 5753.37 54.35 68.30 -13.95 38.82 36.69 11.64 32.80 100 183 PEAK	Blank