11BE20MIMO_Ant1_5825_26Tone_RU8

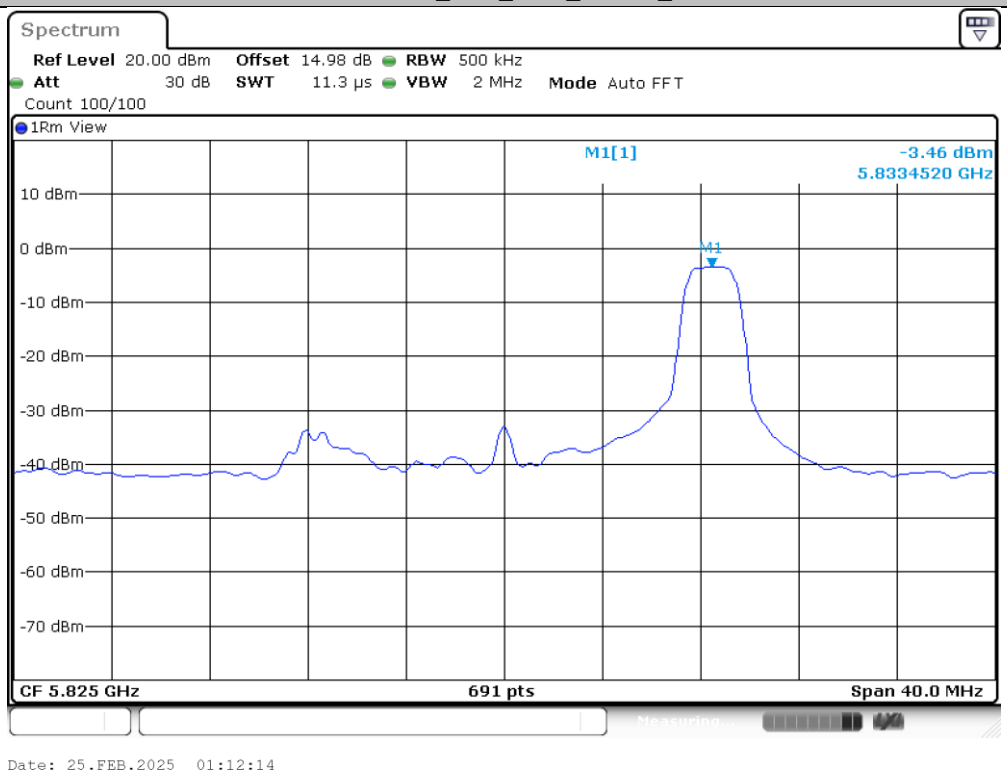

11BE20MIMO_Ant1_5825_52Tone_RU40

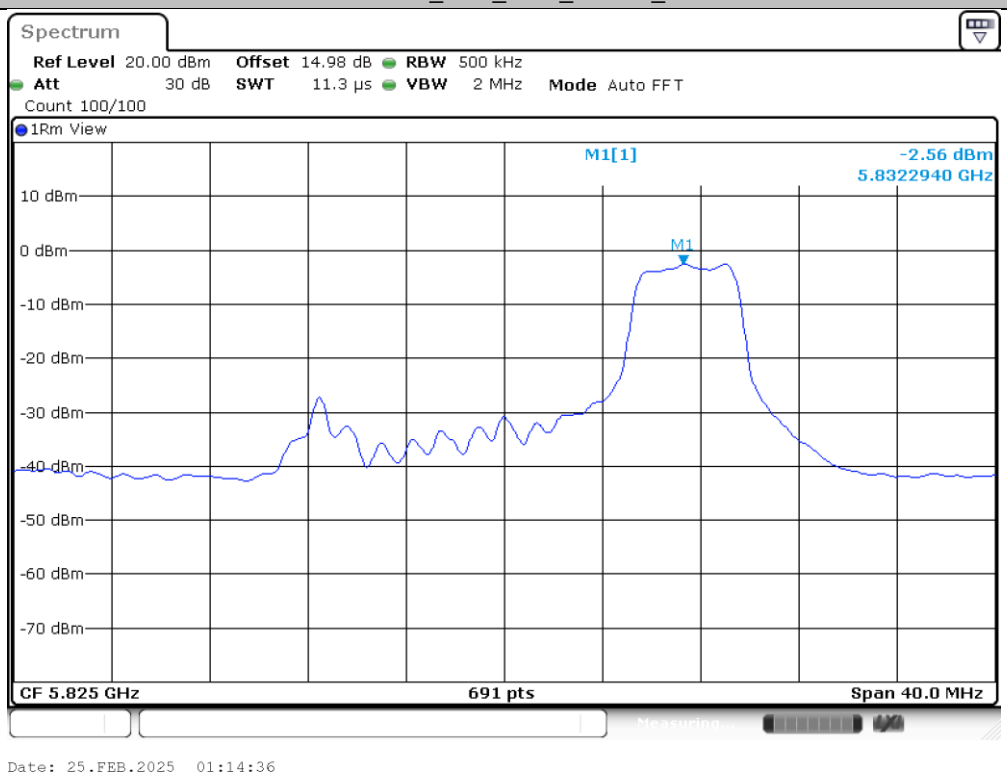

11BE20MIMO_Ant1_5825_106Tone_RU54

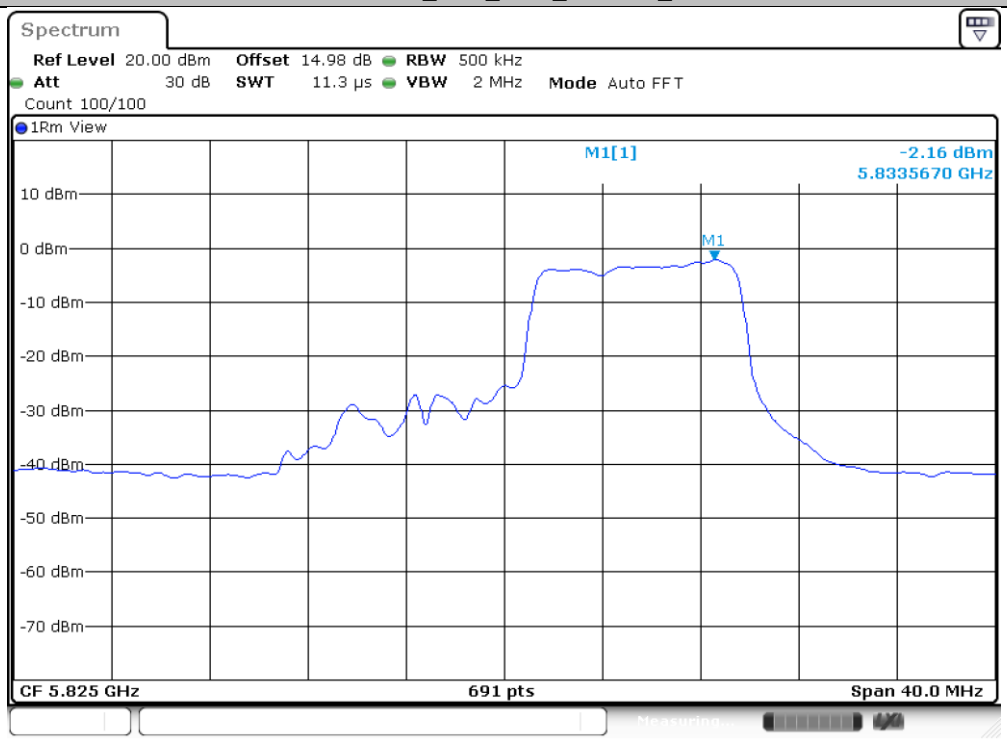

Date: 25.FEB.2025 01:18:24

11BE20MIMO_Ant2_5825_26Tone_RU8

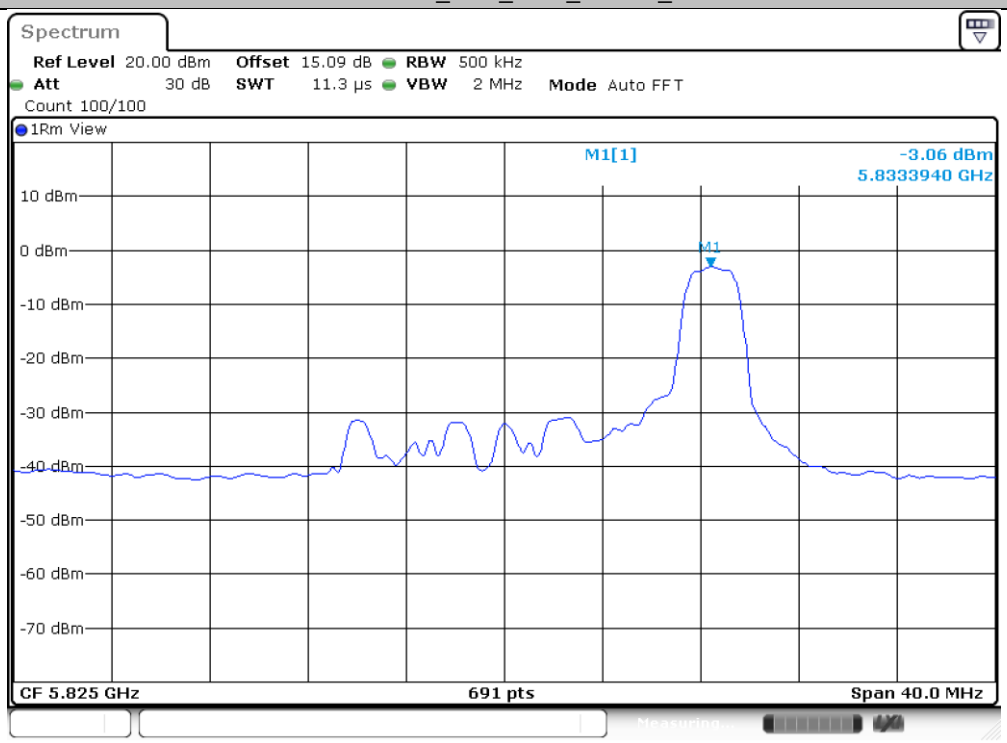

Date: 25.FEB.2025 01:13:26

11BE20MIMO_Ant2_5825_52Tone_RU40

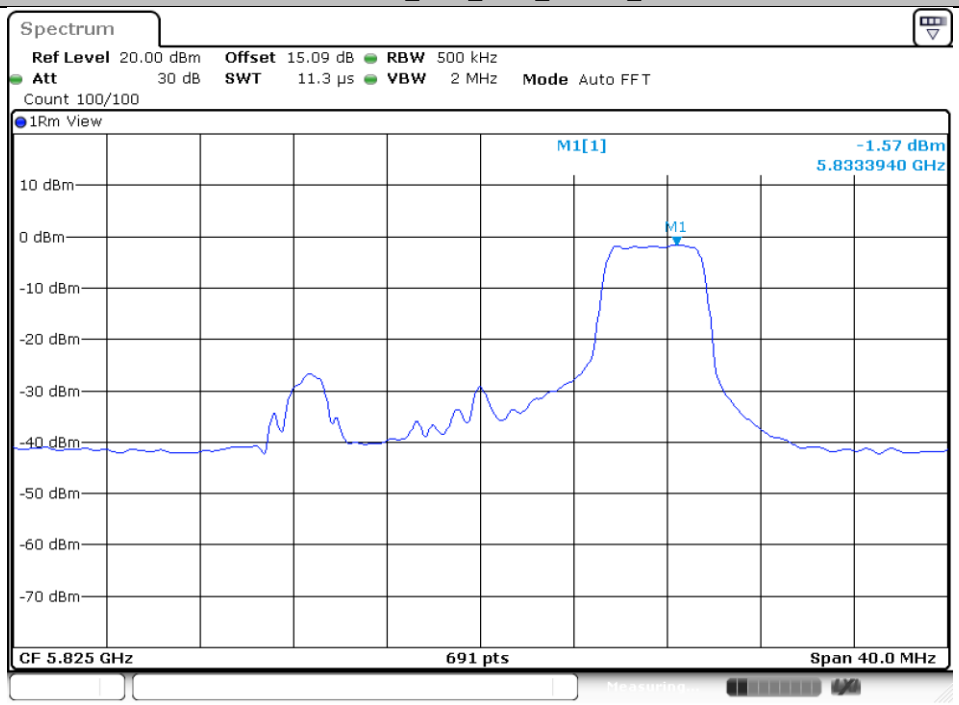

Date: 25.FEB.2025 01:17:07

11BE20MIMO_Ant2_5825_106Tone_RU54

Date: 25.FEB.2025 01:20:14

Appendix B. AC Conducted Emission Test Results

Test Engineer :	Yuki Tang	**Temperature :**	22~24℃
		Relative Humidity :	44~50%
Test Voltage :	120Vac / 60Hz	**Phase :**	Line
Remark :	All emissions not reported here are more than 10 dB below the prescribed limit.		

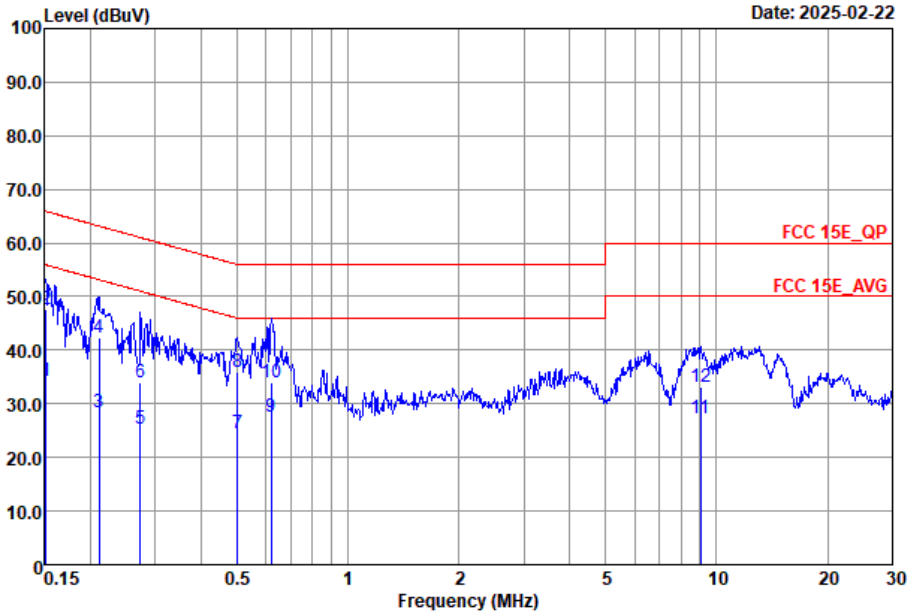

Site : CO02-SZ
Condition : FCC 15E_QP LISN_2025-L LINE

		Freq	Level	Over Limit	Limit Line	Read Level	LISN Factor	Cable Loss	Remark
		MHz	dBuV	dB	dBuV	dBuV	dB	dB	
1		0.15	34.15	-21.76	55.91	14.30	9.66	10.19	Average
2	*	0.15	47.75	-18.16	65.91	27.90	9.66	10.19	QP
3		0.21	28.30	-24.84	53.14	8.41	9.71	10.18	Average
4		0.21	42.30	-20.84	63.14	22.41	9.71	10.18	QP
5		0.27	25.44	-25.59	51.03	5.50	9.74	10.20	Average
6		0.27	34.04	-26.99	61.03	14.10	9.74	10.20	QP
7		0.50	24.62	-21.38	46.00	4.70	9.68	10.24	Average
8		0.50	35.82	-20.18	56.00	15.90	9.68	10.24	QP
9		0.62	27.50	-18.50	46.00	7.60	9.66	10.24	Average
10		0.62	34.10	-21.90	56.00	14.20	9.66	10.24	QP
11		9.06	27.42	-22.58	50.00	7.60	9.63	10.19	Average
12		9.06	33.22	-26.78	60.00	13.40	9.63	10.19	QP

Test Engineer :	Yuki Tang	**Temperature :**	22~24℃
		Relative Humidity :	44~50%
Test Voltage :	120Vac / 60Hz	**Phase :**	Neutral
Remark :	All emissions not reported here are more than 10 dB below the prescribed limit.		

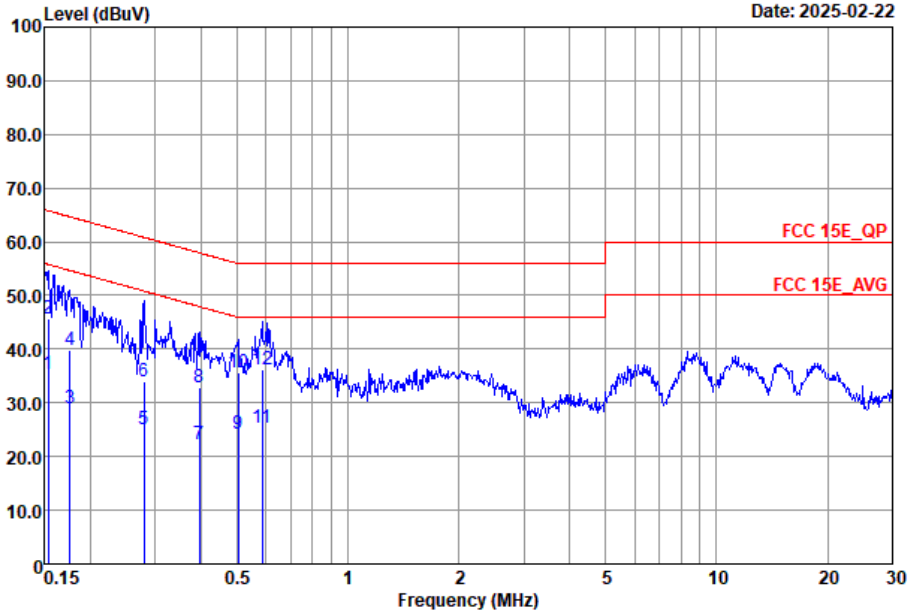

Site : CO02-SZ
Condition : FCC 15E_QP LISN_2025-N NEUTRAL

	Freq	Level	Over Limit	Limit Line	Read Level	LISN Factor	Cable Loss	Remark
	MHz	dBuV	dB	dBuV	dBuV	dB	dB	
1	0.15	35.48	-20.30	55.78	15.70	9.59	10.19	Average
2	0.15	45.58	-20.20	65.78	25.80	9.59	10.19	QP
3	0.18	28.86	-25.82	54.68	8.91	9.77	10.18	Average
4	0.18	39.76	-24.92	64.68	19.81	9.77	10.18	QP
5	0.28	24.96	-25.85	50.81	5.00	9.76	10.20	Average
6	0.28	34.06	-26.75	60.81	14.10	9.76	10.20	QP
7	0.40	22.33	-25.62	47.95	2.30	9.81	10.22	Average
8	0.40	32.93	-25.02	57.95	12.90	9.81	10.22	QP
9	0.50	24.15	-21.85	46.00	4.30	9.61	10.24	Average
10	0.50	35.75	-20.25	56.00	15.90	9.61	10.24	QP
11	0.59	25.47	-20.53	46.00	5.59	9.64	10.24	Average
12 *	0.59	36.17	-19.83	56.00	16.29	9.64	10.24	QP

Note:

1. Level(dBμV) = Read Level(dBμV) + LISN Factor(dB) + Cable Loss(dB)
2. Over Limit(dB) = Level(dBμV) – Limit Line(dBμV)

Appendix C Radiated Spurious Emission Test Data

Test Engineer :	HuaCong Liang	Relative Humidity :	48~49%
		Temperature :	24-25℃

Radiated Spurious Emission Test Modes

Mode	Band	Band (GHz)	Antenna	Modulation	Channel	Frequency	Data Rate	RU	Remark
Mode 1	U-NII-1	5.15-5.25	1+2	802.11a	36	5180	6Mbps	-	-
Mode 2	U-NII-1	5.15-5.25	1+2	802.11a	44	5220	6Mbps	-	-
Mode 3	U-NII-1	5.15-5.25	1+2	802.11a	48	5240	6Mbps	-	-
Mode 4	U-NII-2A	5.25-5.35	1+2	802.11a	52	5260	6Mbps	-	-
Mode 5	U-NII-2A	5.25-5.35	1+2	802.11a	60	5300	6Mbps	-	-
Mode 6	U-NII-2A	5.25-5.35	1+2	802.11a	64	5320	6Mbps	-	-
Mode 7	U-NII-2C	5.47-5.725	1+2	802.11a	100	5500	6Mbps	-	-
Mode 8	U-NII-2C	5.47-5.725	1+2	802.11a	116	5580	6Mbps	-	-
Mode 9	U-NII-2C	5.47-5.725	1+2	802.11a	140	5700	6Mbps	-	-
Mode 10	U-NII-1	5.25-5.35	1+2	802.11n HT20	36	5180	MCS0	-	-
Mode 11	U-NII-1	5.25-5.35	1+2	802.11n HT20	44	5220	MCS0	-	-
Mode 12	U-NII-1	5.25-5.35	1+2	802.11n HT20	48	5240	MCS0	-	-
Mode 13	U-NII-2A	5.25-5.35	1+2	802.11n HT20	52	5260	MCS0	-	-
Mode 14	U-NII-2A	5.25-5.35	1+2	802.11n HT20	60	5300	MCS0	-	-
Mode 15	U-NII-2A	5.25-5.35	1+2	802.11n HT20	64	5320	MCS0	-	-
Mode 16	U-NII-2C	5.47-5.725	1+2	802.11n HT20	100	5500	MCS0	-	-
Mode 17	U-NII-2C	5.47-5.725	1+2	802.11n HT20	116	5580	MCS0	-	-
Mode 18	U-NII-2C	5.47-5.725	1+2	802.11n HT20	140	5700	MCS0	-	-
Mode 19	U-NII-1	5.15-5.25	1+2	802.11n HT40	38	5190	MCS0	-	-
Mode 20	U-NII-1	5.15-5.25	1+2	802.11n HT40	46	5230	MCS0	-	-
Mode 21	U-NII-2A	5.25-5.35	1+2	802.11n HT40	54	5270	MCS0	-	-
Mode 22	U-NII-2A	5.25-5.35	1+2	802.11n HT40	62	5310	MCS0	-	-
Mode 23	U-NII-2C	5.47-5.725	1+2	802.11n HT40	102	5510	MCS0	-	-
Mode 24	U-NII-2C	5.47-5.725	1+2	802.11n HT40	134	5670	MCS0	-	-
Mode 25	U-NII-1	5.15-5.25	1+2	802.11ac VHT80	42	5210	MCS0	-	-
Mode 26	U-NII-2A	5.25-5.35	1+2	802.11ac VHT80	58	5290	MCS0	-	-
Mode 27	U-NII-2C	5.47-5.725	1+2	802.11ac VHT80	106	5530	MCS0	-	-
Mode 28	U-NII-2C	5.47-5.725	1+2	802.11ac VHT80	122	5610	MCS0	-	-
Mode 29	U-NII-2A	5.25-5.35	1+2	802.11ac VHT160	50	5250	MCS0	-	-
Mode 30	U-NII-2C	5.47-5.725	1+2	802.11ac VHT160	114	5570	MCS0	-	-
Mode 31	U-NII-1	5.25-5.35	1+2	802.11ax HE20	36	5180	MCS0	-	-
Mode 32	U-NII-1	5.25-5.35	1+2	802.11ax HE20	44	5220	MCS0	-	-
Mode 33	U-NII-1	5.25-5.35	1+2	802.11ax HE20	48	5240	MCS0	-	-
Mode 34	U-NII-2A	5.25-5.35	1+2	802.11ax HE20	52	5260	MCS0	-	-
Mode 35	U-NII-2A	5.25-5.35	1+2	802.11ax HE20	60	5300	MCS0	-	-
Mode 36	U-NII-2A	5.25-5.35	1+2	802.11ax HE20	64	5320	MCS0	-	-

Mode 37	U-NII-2C	5.47-5.725	1+2	802.11ax HE20	100	5500	MCS0	-	-
Mode 38	U-NII-2C	5.47-5.725	1+2	802.11ax HE20	116	5580	MCS0	-	-
Mode 39	U-NII-2C	5.47-5.725	1+2	802.11ax HE20	140	5700	MCS0	-	-
Mode 40	U-NII-1	5.15-5.25	1+2	802.11ax HE40	38	5190	MCS0	-	-
Mode 41	U-NII-1	5.15-5.25	1+2	802.11ax HE40	46	5230	MCS0	-	-
Mode 42	U-NII-2A	5.25-5.35	1+2	802.11ax HE40	54	5270	MCS0	-	-
Mode 43	U-NII-2A	5.25-5.35	1+2	802.11ax HE40	62	5310	MCS0	-	-
Mode 44	U-NII-2C	5.47-5.725	1+2	802.11ax HE40	102	5510	MCS0	-	-
Mode 45	U-NII-2C	5.47-5.725	1+2	802.11ax HE40	134	5670	MCS0	-	-
Mode 46	U-NII-1	5.15-5.25	1+2	802.11ax HE80	42	5210	MCS0	-	-
Mode 47	U-NII-2A	5.25-5.35	1+2	802.11ax HE80	58	5290	MCS0	-	-
Mode 48	U-NII-2C	5.47-5.725	1+2	802.11ax HE80	106	5530	MCS0	-	-
Mode 49	U-NII-2C	5.47-5.725	1+2	802.11ax HE80	122	5610	MCS0	-	-
Mode 50	U-NII-2A	5.25-5.35	1+2	802.11ax HE160	50	5250	MCS0	-	-
Mode 51	U-NII-2C	5.47-5.725	1+2	802.11ax HE160	114	5570	MCS0	-	-
Mode 52	U-NII-1	5.25-5.35	1+2	802.11ax HE20	36	5180	MCS0	Partial RU 52RU37	-
Mode 53	U-NII-2A	5.25-5.35	1+2	802.11ax HE20	64	5320	MCS0	Partial RU 52RU40	-
Mode 54	U-NII-2C	5.47-5.725	1+2	802.11ax HE20	100	5500	MCS0	Partial RU 106RU53	-
Mode 55	U-NII-2C	5.47-5.725	1+2	802.11ax HE20	140	5700	MCS0	Partial RU 52RU40	-
Mode 56	U-NII-1	5.25-5.35	1+2	802.11be EHT20	36	5180	MCS0	-	-
Mode 57	U-NII-1	5.25-5.35	1+2	802.11be EHT20	44	5220	MCS0	-	-
Mode 58	U-NII-1	5.25-5.35	1+2	802.11be EHT20	48	5240	MCS0	-	-
Mode 59	U-NII-2A	5.25-5.35	1+2	802.11be EHT20	52	5260	MCS0	-	-
Mode 60	U-NII-2A	5.25-5.35	1+2	802.11be EHT20	60	5300	MCS0	-	-
Mode 61	U-NII-2A	5.25-5.35	1+2	802.11be EHT20	64	5320	MCS0	-	-
Mode 62	U-NII-2C	5.47-5.725	1+2	802.11be EHT20	100	5500	MCS0	-	-
Mode 63	U-NII-2C	5.47-5.725	1+2	802.11be EHT20	116	5580	MCS0	-	-
Mode 64	U-NII-2C	5.47-5.725	1+2	802.11be EHT20	140	5700	MCS0	-	-
Mode 65	U-NII-1	5.15-5.25	1+2	802.11be EHT40	38	5190	MCS0	-	-
Mode 66	U-NII-1	5.15-5.25	1+2	802.11be EHT40	46	5230	MCS0	-	-
Mode 67	U-NII-2A	5.25-5.35	1+2	802.11be EHT40	54	5270	MCS0	-	-
Mode 68	U-NII-2A	5.25-5.35	1+2	802.11be EHT40	62	5310	MCS0	-	-
Mode 69	U-NII-2C	5.47-5.725	1+2	802.11be EHT40	102	5510	MCS0	-	-
Mode 70	U-NII-2C	5.47-5.725	1+2	802.11be EHT40	134	5670	MCS0	-	-
Mode 71	U-NII-1	5.15-5.25	1+2	802.11be EHT80	42	5210	MCS0	-	-
Mode 72	U-NII-2A	5.25-5.35	1+2	802.11be EHT80	58	5290	MCS0	-	-
Mode 73	U-NII-2C	5.47-5.725	1+2	802.11be EHT80	106	5530	MCS0	-	-
Mode 74	U-NII-2C	5.47-5.725	1+2	802.11be EHT80	122	5610	MCS0	-	-
Mode 75	U-NII-2A	5.25-5.35	1+2	802.11be EHT160	50	5250	MCS0	-	-
Mode 76	U-NII-2C	5.47-5.725	1+2	802.11be EHT160	114	5570	MCS0	-	-
Mode 77	U-NII-1	5.25-5.35	1+2	802.11be EHT20	36	5180	MCS0	Single RU 52RU37	-
Mode 78	U-NII-2A	5.25-5.35	1+2	802.11be EHT20	64	5320	MCS0	Single RU 52RU40	-
Mode 79	U-NII-2C	5.47-5.725	1+2	802.11be EHT20	100	5500	MCS0	Single RU 106RU53	-
Mode 80	U-NII-2C	5.47-5.725	1+2	802.11be EHT20	140	5700	MCS0	Single RU 52RU40	-
Mode 81	U-NII-1	5.25-5.35	1+2	802.11be EHT20	36	5180	MCS0	Small RU	-

								106+26_OFDMA1	
Mode 82	U-NII-2A	5.25-5.35	1+2	802.11be EHT20	64	5320	MCS0	Small RU 106+26_OFDMA2	-
Mode 83	U-NII-2C	5.47-5.725	1+2	802.11be EHT20	100	5500	MCS0	Small RU 106+26_OFDMA1	-
Mode 84	U-NII-2C	5.47-5.725	1+2	802.11be EHT20	140	5700	MCS0	Small RU 106+26_OFDMA2	-
Mode 85	U-NII-3	5.725-5.85	1+2	802.11a	149	5745	6Mbps	-	-
Mode 86	U-NII-3	5.725-5.85	1+2	802.11a	157	5785	6Mbps	-	-
Mode 87	U-NII-3	5.725-5.85	1+2	802.11a	165	5825	6Mbps	-	-
Mode 88	U-NII-3	5.725-5.85	1+2	802.11n HT20	149	5745	MCS0	-	-
Mode 89	U-NII-3	5.725-5.85	1+2	802.11n HT20	157	5785	MCS0	-	-
Mode 90	U-NII-3	5.725-5.85	1+2	802.11n HT20	165	5825	MCS0	-	-
Mode 91	U-NII-3	5.725-5.85	1+2	802.11n HT40	151	5755	MCS0	-	-
Mode 92	U-NII-3	5.725-5.85	1+2	802.11n HT40	159	5795	MCS0	-	-
Mode 93	U-NII-3	5.725-5.85	1+2	802.11ac VHT80	155	5775	MCS0	-	-
Mode 94	U-NII-3	5.725-5.85	1+2	802.11ax HE20	149	5745	MCS0	Full RU	-
Mode 95	U-NII-3	5.725-5.85	1+2	802.11ax HE20	157	5785	MCS0	Full RU	-
Mode 96	U-NII-3	5.725-5.85	1+2	802.11ax HE20	165	5825	MCS0	Full RU	-
Mode 97	U-NII-3	5.725-5.85	1+2	802.11ax HE40	151	5755	MCS0	Full RU	-
Mode 98	U-NII-3	5.725-5.85	1+2	802.11ax HE40	159	5795	MCS0	Full RU	-
Mode 99	U-NII-3	5.725-5.85	1+2	802.11ax HE80	155	5775	MCS0	Full RU	-
Mode 100	U-NII-3	5.725-5.85	1+2	802.11ax HE20	149	5745	MCS0	Partial RU 52RU37	-
Mode 101	U-NII-3	5.725-5.85	1+2	802.11ax HE20	165	5825	MCS0	Partial RU 52RU40	-
Mode 102	U-NII-3	5.725-5.85	1+2	802.11be EHT20	149	5745	MCS0	Full RU	-
Mode 103	U-NII-3	5.725-5.85	1+2	802.11be EHT20	157	5785	MCS0	Full RU	-
Mode 104	U-NII-3	5.725-5.85	1+2	802.11be EHT20	165	5825	MCS0	Full RU	-
Mode 105	U-NII-3	5.725-5.85	1+2	802.11be EHT40	151	5755	MCS0	Full RU	-
Mode 106	U-NII-3	5.725-5.85	1+2	802.11be EHT40	159	5795	MCS0	Full RU	-
Mode 107	U-NII-3	5.725-5.85	1+2	802.11be EHT80	155	5775	MCS0	Full RU	-
Mode 108	U-NII-3	5.725-5.85	1+2	802.11be EHT20	149	5745	MCS0	Single RU 52RU37	-
Mode 109	U-NII-3	5.725-5.85	1+2	802.11be EHT20	165	5825	MCS0	Single RU 52RU40	-
Mode 110	U-NII-3	5.725-5.85	1+2	802.11be EHT20	149	5745	MCS0	Small RU 106+26_OFDMA1	-
Mode 111	U-NII-3	5.725-5.85	1+2	802.11be EHT20	165	5825	MCS0	Small RU 106+26_OFDMA2	-
Mode 112	U-NII-1	5.15-5.25	1+2	802.11be EHT80	42	5210	MCS0	Large RU 484+242_4	-
Mode 113	U-NII-2A	5.25-5.35	1+2	802.11be EHT80	58	5290	MCS0	Large RU 484+242_1	-
Mode 114	U-NII-2C	5.47-5.725	1+2	802.11be EHT80	106	5530	MCS0	Large RU 484+242_4	-
Mode 115	U-NII-2C	5.47-5.725	1+2	802.11be EHT80	122	5610	MCS0	Large RU 484+242_1	-
Mode 116	U-NII-2A	5.25-5.35	1+2	802.11be EHT160	50	5250	MCS0	Large RU 996+484-3	-
Mode 117	U-NII-2C	5.47-5.725	1+2	802.11be EHT160	114	5570	MCS0	Large RU 996+484_4	-
Mode 118	U-NII-3	5.725-5.85	1+2	802.11be EHT80	155	5775	MCS0	Large RU 484+242_4	-
Mode 119	U-NII-1	5.15-5.25	1+2	802.11be EHT80	42	5210	MCS0	Puncturing 20M_4	-
Mode 120	U-NII-2A	5.25-5.35	1+2	802.11be EHT80	58	5290	MCS0	Puncturing 20M_1	-
Mode 121	U-NII-2C	5.47-5.725	1+2	802.11be EHT80	106	5530	MCS0	Puncturing 20M_4	-
Mode 122	U-NII-2C	5.47-5.725	1+2	802.11be EHT80	122	5610	MCS0	Puncturing 20M_1	-
Mode 123	U-NII-2A	5.25-5.35	1+2	802.11be EHT160	50	5250	MCS0	Puncturing 40M-3	-

Mode 124	U-NII-2C	5.47-5.725	1+2	802.11be EHT160	114	5570	MCS0	Puncturing 40M-4	-
Mode 125	U-NII-3	5.725-5.85	1+2	802.11be EHT80	155	5775	MCS0	Puncturing 20M_4	-
Mode 126	U-NII-2A	5.25-5.35	1+2	802.11be EHT160	50	5250	MCS0	Puncturing 20M-5	-
Mode 127	U-NII-2C	5.47-5.725	1+2	802.11be EHT160	114	5570	MCS0	Puncturing 20M-8	-
Mode 128	U-NII-1	5.25-5.35	1+2	802.11n HT40	38	5190	MCS0	-	LF
Mode 129	U-NII-3	5.725-5.85	1+2	802.11be EHT80	155	5775	MCS0	Puncturing 20M_4	LF
Mode 130	CO-TX	2400-2483.5	0+1	802.11n HT20	11	2462	MCS0		
		5.15-5.25	1+2	802.11n HT40	38	5190	MCS0	-	-
Mode 131	CO-TX	2400-2483.5	1	Bluetooth-LE_GSFK	00	2402	2Mbps		
		5.15-5.25	1+2	802.11n HT40	38	5190	MCS0	-	-

Summary of each worse mode

Mode	Modulation	Ch.	Freq. (MHz)	Level (dBuV/m)	Limit (dBuV/m)	Margin (dB)	Pol.	Peak Avg.	Result	Remark
1	802.11a	36	5149.63	47.82	54.00	-6.18	V	AVERAGE	Pass	Band Edge
1	802.11a	36	10360.00	47.85	68.30	-20.45	H	Peak	Pass	Harmonic
2	802.11a	44	-	-	-	-	-	-	-	Band Edge
2	802.11a	44	10440.00	48.52	68.30	-19.78	H	Peak	Pass	Harmonic
3	802.11a	48	-	-	-	-	-	-	-	Band Edge
3	802.11a	48	10480.00	47.52	68.30	-20.78	V	Peak	Pass	Harmonic
4	802.11a	52	-	-	-	-	-	-	-	Band Edge
4	802.11a	52	10520.00	49.04	68.30	-19.26	H	Peak	Pass	Harmonic
5	802.11a	60	-	-	-	-	-	-	-	Band Edge
5	802.11a	60	15900.00	47.81	74.00	-26.19	V	Peak	Pass	Harmonic
6	802.11a	64	-	-	-	-	-	-	-	Band Edge
6	802.11a	64	10640.00	47.90	74.00	-26.10	H	Peak	Pass	Harmonic
7	802.11a	100	-	-	-	-	-	-	-	Band Edge
7	802.11a	100	16500.00	48.42	68.30	-19.88	V	Peak	Pass	Harmonic
8	802.11a	116	-	-	-	-	-	-	-	Band Edge
8	802.11a	116	16740.00	48.89	68.30	-19.41	V	Peak	Pass	Harmonic
9	802.11a	140	-	-	-	-	-	-	-	Band Edge
9	802.11a	140	17100.00	48.81	68.30	-19.49	H	Peak	Pass	Harmonic
10	802.11n HT20	36	5149.94	48.70	54.00	-5.30	V	AVERAGE	Pass	Band Edge
10	802.11n HT20	36	10360.00	48.41	68.30	-19.89	V	Peak	Pass	Harmonic
11	802.11n HT20	44	-	-	-	-	-	-	-	Band Edge
11	802.11n HT20	44	10440.00	49.22	68.30	-19.08	V	Peak	Pass	Harmonic
12	802.11n HT20	48	-	-	-	-	-	-	-	Band Edge
12	802.11n HT20	48	10480.00	48.48	68.30	-19.82	H	Peak	Pass	Harmonic
13	802.11n HT20	52	-	-	-	-	-	-	-	Band Edge
13	802.11n HT20	52	10520.00	49.18	68.30	-19.12	H	Peak	Pass	Harmonic
14	802.11n HT20	60	-	-	-	-	-	-	-	Band Edge
14	802.11n HT20	60	15900.00	47.91	74.00	-26.09	V	Peak	Pass	Harmonic
15	802.11n HT20	64	5350.10	47.50	54.00	-6.50	V	AVERAGE	Pass	Band Edge
15	802.11n HT20	64	15960.00	47.76	74.00	-26.24	V	Peak	Pass	Harmonic
16	802.11n HT20	100	5470.00	60.28	68.30	-8.02	V	PEAK	Pass	Band Edge

16	802.11n HT20	100	16500.00	48.64	68.30	-19.66	V	Peak	Pass	Harmonic
17	802.11n HT20	116	-	-	-	-	-	-	-	Band Edge
17	802.11n HT20	116	16740.00	48.83	68.30	-19.47	V	Peak	Pass	Harmonic
18	802.11n HT20	140	5725.26	59.46	68.30	-8.84	V	PEAK	Pass	Band Edge
18	802.11n HT20	140	17100.00	48.32	68.30	-19.98	H	Peak	Pass	Harmonic
19	802.11n HT40	38	5149.63	48.91	54.00	-5.09	V	AVERAGE	Pass	Band Edge
19	802.11n HT40	38	10380.00	47.75	68.30	-20.55	H	Peak	Pass	Harmonic
20	802.11n HT40	46	5126.18	43.88	54.00	-10.12	V	AVERAGE	Pass	Band Edge
20	802.11n HT40	46	-	-	-	-	-	-	-	Harmonic
21	802.11n HT40	54	5356.37	44.37	54.00	-9.63	V	AVERAGE	Pass	Band Edge
21	802.11n HT40	54	-	-	-	-	-	-	-	Harmonic
22	802.11n HT40	62	5350.11	48.90	54.00	-5.10	V	AVERAGE	Pass	Band Edge
22	802.11n HT40	62	-	-	-	-	-	-	-	Harmonic
23	802.11n HT40	102	5459.68	48.04	54.00	-5.96	V	AVERAGE	Pass	Band Edge
23	802.11n HT40	102	-	-	-	-	-	-	-	Harmonic
24	802.11n HT40	134	5433.39	42.82	54.00	-11.18	V	AVERAGE	Pass	Band Edge
24	802.11n HT40	134	-	-	-	-	-	-	-	Harmonic
25	802.11ac VHT80	42	5149.44	48.19	54.00	-5.81	V	AVERAGE	Pass	Band Edge
25	802.11ac VHT80	42	-	-	-	-	-	-	-	Harmonic
26	802.11ac VHT80	58	5350.52	48.34	54.00	-5.66	V	AVERAGE	Pass	Band Edge
26	802.11ac VHT80	58	-	-	-	-	-	-	-	Harmonic
27	802.11ac VHT80	106	5459.80	48.88	54.00	-5.12	V	AVERAGE	Pass	Band Edge
27	802.11ac VHT80	106	-	-	-	-	-	-	-	Harmonic
28	802.11ac VHT80	122	5458.42	43.97	54.00	-10.03	V	AVERAGE	Pass	Band Edge
28	802.11ac VHT80	122	-	-	-	-	-	-	-	Harmonic
29	802.11ac VHT160	50	5122.25	45.04	54.00	-8.96	V	AVERAGE	Pass	Band Edge
29	802.11ac VHT160	50	10500.00	48.55	68.30	-19.75	H	Peak	Pass	Harmonic
30	802.11ac VHT160	114	5437.34	47.43	54.00	-6.57	V	AVERAGE	Pass	Band Edge
30	802.11ac VHT160	114	16710.00	48.14	68.30	-20.16	V	Peak	Pass	Harmonic
31	802.11ax HE20	36	5149.58	45.16	54.00	-8.84	V	AVERAGE	Pass	Band Edge
31	802.11ax HE20	36	10360.00	48.83	68.30	-19.47	V	Peak	Pass	Harmonic
32	802.11ax HE20	44	-	-	-	-	-	-	-	Band Edge
32	802.11ax HE20	44	10440.00	49.10	68.30	-19.20	V	Peak	Pass	Harmonic
33	802.11ax HE20	48	-	-	-	-	-	-	-	Band Edge
33	802.11ax HE20	48	10480.00	48.19	68.30	-20.11	V	Peak	Pass	Harmonic
34	802.11ax HE20	52	-	-	-	-	-	-	-	Band Edge
34	802.11ax HE20	52	10520.00	48.87	68.30	-19.43	V	Peak	Pass	Harmonic
35	802.11ax HE20	60	-	-	-	-	-	-	-	Band Edge
35	802.11ax HE20	60	10600.00	47.77	74.00	-26.23	V	Peak	Pass	Harmonic
36	802.11ax HE20	64	5350.66	44.68	54.00	-9.32	V	AVERAGE	Pass	Band Edge
36	802.11ax HE20	64	10640.00	47.88	74.00	-26.12	H	Peak	Pass	Harmonic
37	802.11ax HE20	100	5456.95	44.47	54.00	-9.53	V	AVERAGE	Pass	Band Edge
37	802.11ax HE20	100	16500.00	48.49	68.30	-19.81	H	Peak	Pass	Harmonic
38	802.11ax HE20	116	-	-	-	-	-	-	-	Band Edge
38	802.11ax HE20	116	16740.00	48.62	68.30	-19.68	V	Peak	Pass	Harmonic

39	802.11ax HE20	140	5728.28	55.54	68.30	-12.76	V	PEAK	Pass	Band Edge
39	802.11ax HE20	140	17100.00	48.89	68.30	-19.41	V	Peak	Pass	Harmonic
40	802.11ax HE40	38	5149.53	46.63	54.00	-7.37	V	AVERAGE	Pass	Band Edge
40	802.11ax HE40	38	-	-	-	-	-	-	-	Harmonic
41	802.11ax HE40	46	5148.26	43.92	54.00	-10.08	V	AVERAGE	Pass	Band Edge
41	802.11ax HE40	46	-	-	-	-	-	-	-	Harmonic
42	802.11ax HE40	54	5358.26	44.74	54.00	-9.26	V	AVERAGE	Pass	Band Edge
42	802.11ax HE40	54	-	-	-	-	-	-	-	Harmonic
43	802.11ax HE40	62	5351.18	44.77	54.00	-9.23	V	AVERAGE	Pass	Band Edge
43	802.11ax HE40	62	-	-	-	-	-	-	-	Harmonic
44	802.11ax HE40	102	5458.42	44.56	54.00	-9.44	V	AVERAGE	Pass	Band Edge
44	802.11ax HE40	102	-	-	-	-	-	-	-	Harmonic
45	802.11ax HE40	134	5459.92	42.79	54.00	-11.21	V	AVERAGE	Pass	Band Edge
45	802.11ax HE40	134	-	-	-	-	-	-	-	Harmonic
46	802.11ax HE80	42	5149.84	44.63	54.00	-9.37	V	AVERAGE	Pass	Band Edge
46	802.11ax HE80	42	-	-	-	-	-	-	-	Harmonic
47	802.11ax HE80	58	5350.79	46.60	54.00	-7.40	V	AVERAGE	Pass	Band Edge
47	802.11ax HE80	58	-	-	-	-	-	-	-	Harmonic
48	802.11ax HE80	106	5454.13	44.18	54.00	-9.82	V	AVERAGE	Pass	Band Edge
48	802.11ax HE80	106	-	-	-	-	-	-	-	Harmonic
49	802.11ax HE80	122	5458.81	43.44	54.00	-10.56	V	AVERAGE	Pass	Band Edge
49	802.11ax HE80	122	-	-	-	-	-	-	-	Harmonic
50	802.11ax HE160	50	5395.01	45.83	54.00	-8.17	V	AVERAGE	Pass	Band Edge
50	802.11ax HE160	50	10500.00	47.95	68.30	-20.35	V	Peak	Pass	Harmonic
51	802.11ax HE160	114	5447.35	47.20	54.00	-6.80	V	AVERAGE	Pass	Band Edge
51	802.11ax HE160	114	16710.00	48.06	68.30	-20.24	V	Peak	Pass	Harmonic
52	802.11ax HE20	36	5134.82	43.18	54.00	-10.82	V	AVERAGE	Pass	Band Edge
52	802.11ax HE20	36	-	-	-	-	-	-	-	Harmonic
53	802.11ax HE20	64	5373.76	43.17	54.00	-10.83	V	AVERAGE	Pass	Band Edge
53	802.11ax HE20	64	-	-	-	-	-	-	-	Harmonic
54	802.11ax HE20	100	5457.40	42.89	54.00	-11.11	V	AVERAGE	Pass	Band Edge
54	802.11ax HE20	100	-	-	-	-	-	-	-	Harmonic
55	802.11ax HE20	140	5746.87	54.72	68.30	-13.58	H	PEAK	Pass	Band Edge
55	802.11ax HE20	140	-	-	-	-	-	-	-	Harmonic
56	802.11be EHT20	36	5149.85	45.00	54.00	-9.00	V	AVERAGE	Pass	Band Edge
56	802.11be EHT20	36	10360.00	48.45	68.30	-19.85	H	Peak	Pass	Harmonic
57	802.11be EHT20	44	-	-	-	-	-	-	-	Band Edge
57	802.11be EHT20	44	10440.00	48.43	68.30	-19.87	H	Peak	Pass	Harmonic
58	802.11be EHT20	48	-	-	-	-	-	-	-	Band Edge
58	802.11be EHT20	48	10480.00	48.50	68.30	-19.80	V	Peak	Pass	Harmonic
59	802.11be EHT20	52	-	-	-	-	-	-	-	Band Edge
59	802.11be EHT20	52	10520.00	48.76	68.30	-19.54	V	Peak	Pass	Harmonic
60	802.11be EHT20	60	-	-	-	-	-	-	-	Band Edge
60	802.11be EHT20	60	10600.00	47.63	74.00	-26.37	H	Peak	Pass	Harmonic
61	802.11be EHT20	64	5350.31	44.94	54.00	-9.06	V	AVERAGE	Pass	Band Edge

61	802.11be EHT20	64	15960.00	47.98	74.00	-26.02	V	Peak	Pass	Harmonic
62	802.11be EHT20	100	5460.00	44.69	54.00	-9.31	V	AVERAGE	Pass	Band Edge
62	802.11be EHT20	100	16500.00	48.59	68.30	-19.71	V	Peak	Pass	Harmonic
63	802.11be EHT20	116	-	-	-	-	-	-	-	Band Edge
63	802.11be EHT20	116	16740.00	48.69	68.30	-19.61	H	Peak	Pass	Harmonic
64	802.11be EHT20	140	5738.51	56.06	68.30	-12.24	V	PEAK	Pass	Band Edge
64	802.11be EHT20	140	17100.00	48.55	68.30	-19.75	H	Peak	Pass	Harmonic
65	802.11be EHT40	38	5149.26	45.46	54.00	-8.54	V	AVERAGE	Pass	Band Edge
65	802.11be EHT40	38	-	-	-	-	-	-	-	Harmonic
66	802.11be EHT40	46	5147.34	43.97	54.00	-10.03	V	AVERAGE	Pass	Band Edge
66	802.11be EHT40	46	-	-	-	-	-	-	-	Harmonic
67	802.11be EHT40	54	5351.23	44.79	54.00	-9.21	V	AVERAGE	Pass	Band Edge
67	802.11be EHT40	54	-	-	-	-	-	-	-	Harmonic
68	802.11be EHT40	62	5352.39	44.88	54.00	-9.12	V	AVERAGE	Pass	Band Edge
68	802.11be EHT40	62	-	-	-	-	-	-	-	Harmonic
69	802.11be EHT40	102	5459.68	45.27	54.00	-8.73	V	AVERAGE	Pass	Band Edge
69	802.11be EHT40	102	-	-	-	-	-	-	-	Harmonic
70	802.11be EHT40	134	5459.60	42.83	54.00	-11.17	V	AVERAGE	Pass	Band Edge
70	802.11be EHT40	134	-	-	-	-	-	-	-	Harmonic
71	802.11be EHT80	42	5149.65	44.58	54.00	-9.42	V	AVERAGE	Pass	Band Edge
71	802.11be EHT80	42	-	-	-	-	-	-	-	Harmonic
72	802.11be EHT80	58	5358.09	48.18	54.00	-5.82	V	AVERAGE	Pass	Band Edge
72	802.11be EHT80	58	-	-	-	-	-	-	-	Harmonic
73	802.11be EHT80	106	5459.98	43.83	54.00	-10.17	V	AVERAGE	Pass	Band Edge
73	802.11be EHT80	106	-	-	-	-	-	-	-	Harmonic
74	802.11be EHT80	122	5454.94	43.42	54.00	-10.58	V	AVERAGE	Pass	Band Edge
74	802.11be EHT80	122	-	-	-	-	-	-	-	Harmonic
75	802.11be EHT160	50	5112.38	45.16	54.00	-8.84	V	AVERAGE	Pass	Band Edge
75	802.11be EHT160	50	10500.00	47.69	68.30	-20.61	V	Peak	Pass	Harmonic
76	802.11be EHT160	114	5435.05	45.23	54.00	-8.77	V	AVERAGE	Pass	Band Edge
76	802.11be EHT160	114	16710.00	47.88	68.30	-20.42	V	Peak	Pass	Harmonic
77	802.11be EHT20	36	5133.56	43.67	54.00	-10.33	V	AVERAGE	Pass	Band Edge
77	802.11be EHT20	36	-	-	-	-	-	-	-	Harmonic
78	802.11be EHT20	64	5352.76	43.01	54.00	-10.99	V	AVERAGE	Pass	Band Edge
78	802.11be EHT20	64	-	-	-	-	-	-	-	Harmonic
79	802.11be EHT20	100	5453.50	42.85	54.00	-11.15	V	AVERAGE	Pass	Band Edge
79	802.11be EHT20	100	-	-	-	-	-	-	-	Harmonic
80	802.11be EHT20	140	5730.36	54.72	68.30	-13.58	V	PEAK	Pass	Band Edge
80	802.11be EHT20	140	-	-	-	-	-	-	-	Harmonic
81	802.11be EHT20	36	5131.94	43.08	54.00	-10.92	V	AVERAGE	Pass	Band Edge
81	802.11be EHT20	36	-	-	-	-	-	-	-	Harmonic
82	802.11be EHT20	64	5356.68	42.75	54.00	-11.25	V	AVERAGE	Pass	Band Edge
82	802.11be EHT20	64	-	-	-	-	-	-	-	Harmonic
83	802.11be EHT20	100	5357.05	42.71	54.00	-11.29	V	AVERAGE	Pass	Band Edge
83	802.11be EHT20	100	-	-	-	-	-	-	-	Harmonic

84	802.11be EHT20	140	5759.22	54.35	68.30	-13.95	V	PEAK	Pass	Band Edge
84	802.11be EHT20	140	-	-	-	-	-	-	-	Harmonic
85	802.11a	149	-	-	-	-	-	-	-	Band Edge
85	802.11a	149	17235.00	48.63	68.30	-19.67	H	Peak	Pass	Harmonic
86	802.11a	157	-	-	-	-	-	-	-	Band Edge
86	802.11a	157	17355.00	48.94	68.30	-19.36	H	Peak	Pass	Harmonic
87	802.11a	165	-	-	-	-	-	-	-	Band Edge
87	802.11a	165	17475.00	48.34	68.30	-19.96	H	Peak	Pass	Harmonic
88	802.11n HT20	149	5618.36	55.61	68.30	-12.69	H	PEAK	Pass	Band Edge
88	802.11n HT20	149	17235.00	48.46	68.30	-19.84	V	Peak	Pass	Harmonic
89	802.11n HT20	157	-	-	-	-	-	-	-	Band Edge
89	802.11n HT20	157	17355.00	48.54	68.30	-19.76	H	Peak	Pass	Harmonic
90	802.11n HT20	165	5923.94	55.98	68.98	-13.00	H	PEAK	Pass	Band Edge
90	802.11n HT20	165	17475.00	48.64	68.30	-19.66	V	Peak	Pass	Harmonic
91	802.11n HT40	151	5648.90	56.51	68.30	-11.79	H	PEAK	Pass	Band Edge
91	802.11n HT40	151	-	-	-	-	-	-	-	Harmonic
92	802.11n HT40	159	5650.04	55.12	68.33	-13.21	H	PEAK	Pass	Band Edge
92	802.11n HT40	159	-	-	-	-	-	-	-	Harmonic
93	802.11ac VHT80	155	5649.46	57.04	68.30	-11.26	H	PEAK	Pass	Band Edge
93	802.11ac VHT80	155	-	-	-	-	-	-	-	Harmonic
94	802.11ax HE20	149	5646.49	56.96	68.30	-11.34	H	PEAK	Pass	Band Edge
94	802.11ax HE20	149	17235.00	48.71	68.30	-19.59	H	Peak	Pass	Harmonic
95	802.11ax HE20	157	-	-	-	-	-	-	-	Band Edge
95	802.11ax HE20	157	17355.00	49.08	68.30	-19.22	V	Peak	Pass	Harmonic
96	802.11ax HE20	165	5939.83	55.27	68.30	-13.03	H	PEAK	Pass	Band Edge
96	802.11ax HE20	165	17475.00	48.32	68.30	-19.98	H	Peak	Pass	Harmonic
97	802.11ax HE40	151	5649.69	57.13	68.30	-11.17	H	PEAK	Pass	Band Edge
97	802.11ax HE40	151	-	-	-	-	-	-	-	Harmonic
98	802.11ax HE40	159	5648.65	56.24	68.30	-12.06	H	PEAK	Pass	Band Edge
98	802.11ax HE40	159	-	-	-	-	-	-	-	Harmonic
99	802.11ax HE80	155	5647.71	56.74	68.30	-11.56	H	PEAK	Pass	Band Edge
99	802.11ax HE80	155	-	-	-	-	-	-	-	Harmonic
100	802.11ax HE20	149	5647.27	53.75	68.30	-14.55	V	PEAK	Pass	Band Edge
100	802.11ax HE20	149	-	-	-	-	-	-	-	Harmonic
101	802.11ax HE20	165	5945.63	53.83	68.30	-14.47	H	PEAK	Pass	Band Edge
101	802.11ax HE20	165	-	-	-	-	-	-	-	Harmonic
102	802.11be EHT20	149	5626.19	55.65	68.30	-12.65	H	PEAK	Pass	Band Edge
102	802.11be EHT20	149	17235.00	48.68	68.30	-19.62	V	Peak	Pass	Harmonic
103	802.11be EHT20	157	-	-	-	-	-	-	-	Band Edge
103	802.11be EHT20	157	17355.00	48.96	68.30	-19.34	V	Peak	Pass	Harmonic
104	802.11be EHT20	165	5941.44	54.81	68.30	-13.49	H	PEAK	Pass	Band Edge
104	802.11be EHT20	165	17475.00	48.59	68.30	-19.71	H	Peak	Pass	Harmonic
105	802.11be EHT40	151	5640.07	57.97	68.30	-10.33	H	PEAK	Pass	Band Edge
105	802.11be EHT40	151	-	-	-	-	-	-	-	Harmonic
106	802.11be EHT40	159	5638.53	55.34	68.30	-12.96	H	PEAK	Pass	Band Edge

106	802.11be EHT40	159	-	-	-	-	-	-	-	Harmonic
107	802.11be EHT80	155	5640.86	58.57	68.30	-9.73	H	PEAK	Pass	Band Edge
107	802.11be EHT80	155	-	-	-	-	-	-	-	Harmonic
108	802.11be EHT20	149	5618.13	55.36	68.30	-12.94	H	PEAK	Pass	Band Edge
108	802.11be EHT20	149	-	-	-	-	-	-	-	Harmonic
109	802.11be EHT20	165	5937.50	53.08	68.30	-15.22	H	PEAK	Pass	Band Edge
109	802.11be EHT20	165	-	-	-	-	-	-	-	Harmonic
110	802.11be EHT20	149	5620.45	54.77	68.30	-13.53	V	PEAK	Pass	Band Edge
110	802.11be EHT20	149	-	-	-	-	-	-	-	Harmonic
111	802.11be EHT20	165	5933.13	53.95	68.30	-14.35	H	PEAK	Pass	Band Edge
111	802.11be EHT20	165	-	-	-	-	-	-	-	Harmonic
112	802.11be EHT80	42	5149.94	46.75	54.00	-7.25	V	AVERAGE	Pass	Band Edge
112	802.11be EHT80	42	-	-	-	-	-	-	-	Harmonic
113	802.11be EHT80	58	5354.77	47.85	54.00	-6.15	V	AVERAGE	Pass	Band Edge
113	802.11be EHT80	58	-	-	-	-	-	-	-	Harmonic
114	802.11be EHT80	106	5468.55	62.29	68.30	-6.01	V	PEAK	Pass	Band Edge
114	802.11be EHT80	106	-	-	-	-	-	-	-	Harmonic
115	802.11be EHT80	122	5458.55	43.30	54.00	-10.70	V	AVERAGE	Pass	Band Edge
115	802.11be EHT80	122	-	-	-	-	-	-	-	Harmonic
116	802.11be EHT160	50	5397.55	47.54	54.00	-6.46	V	AVERAGE	Pass	Band Edge
116	802.11be EHT160	50	-	-	-	-	-	-	-	Harmonic
117	802.11be EHT160	114	5445.59	46.41	54.00	-7.59	V	AVERAGE	Pass	Band Edge
117	802.11be EHT160	114	-	-	-	-	-	-	-	Harmonic
118	802.11be EHT80	155	5638.41	59.10	68.30	-9.20	H	PEAK	Pass	Band Edge
118	802.11be EHT80	155	-	-	-	-	-	-	-	Harmonic
119	802.11be EHT80	42	5149.23	47.33	54.00	-6.67	V	AVERAGE	Pass	Band Edge
119	802.11be EHT80	42	-	-	-	-	-	-	-	Harmonic
120	802.11be EHT80	58	5357.42	48.41	54.00	-5.59	V	AVERAGE	Pass	Band Edge
120	802.11be EHT80	58	-	-	-	-	-	-	-	Harmonic
121	802.11be EHT80	106	5462.05	61.25	68.30	-7.05	V	PEAK	Pass	Band Edge
121	802.11be EHT80	106	-	-	-	-	-	-	-	Harmonic
122	802.11be EHT80	122	5457.51	42.84	54.00	-11.16	V	AVERAGE	Pass	Band Edge
122	802.11be EHT80	122	-	-	-	-	-	-	-	Harmonic
123	802.11be EHT160	50	5407.19	48.84	54.00	-5.16	V	AVERAGE	Pass	Band Edge
123	802.11be EHT160	50	-	-	-	-	-	-	-	Harmonic
124	802.11be EHT160	114	5452.43	43.85	54.00	-10.15	V	AVERAGE	Pass	Band Edge
124	802.11be EHT160	114	-	-	-	-	-	-	-	Harmonic
125	802.11be EHT80	155	5650.66	63.14	68.79	-5.65	H	PEAK	Pass	Band Edge
125	802.11be EHT80	155	17325.00	47.51	68.30	-20.79	V	Peak	Pass	Harmonic
126	802.11be EHT160	50	5128.88	48.33	54.00	-5.67	V	AVERAGE	Pass	Band Edge
126	802.11be EHT160	50	-	-	-	-	-	-	-	Harmonic
127	802.11be EHT160	114	5455.51	45.19	54.00	-8.81	V	AVERAGE	Pass	Band Edge
127	802.11be EHT160	114	-	-	-	-	-	-	-	Harmonic
128	802.11n HT40	38	46.49	28.69	40.00	-11.31	V	PEAK	Pass	LF
129	802.11be EHT80	155	45.52	28.89	40.00	-11.11	V	Peak	Pass	LF

130	802.11n HT20	11	2483.55	37.32	54.00	-16.68	V	AVERAGE	Pass	Band Edge
	802.11n HT40	38	5149.15	49.27	54.00	-4.73	V	AVERAGE	Pass	Band Edge
	802.11n HT40+11n HT20	38	10380.00	48.07	68.30	-20.23	V	Peak	Pass	Harmonic
131	Bluetooth-LE_GSFK	00	2389.80	41.31	54.00	-12.69	V	AVERAGE	Pass	Band Edge
	802.11n HT40	38	5149.91	47.78	54.00	-6.22	V	AVERAGE	Pass	Band Edge
	802.11n HT40+ Bluetooth-LE_GSFK	38	10380.00	47.85	68.30	-20.45	V	Peak	Pass	Harmonic

Mode	1	
	Band Edge	
	U-NII-1_5.15-5.25_802.11a_CH36_5180MHz	
ANT	1+2	
Pol.	Horizontal	Fundamental
Peak	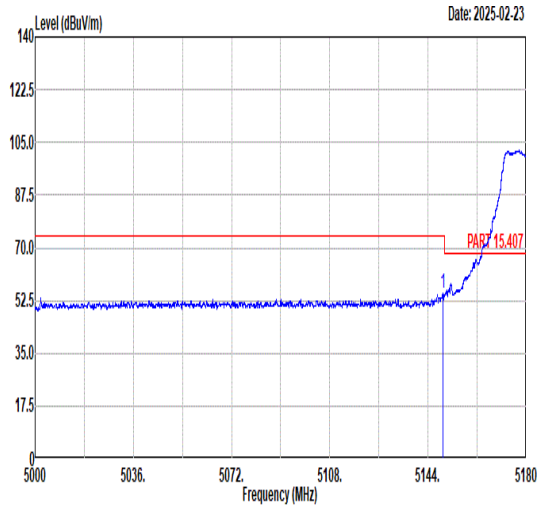 Freq Level Limit Line Margin (dB) Read Level Ant Factor Cable Loss Preamp Factor APos TPos Remark MHz dBuV/m dBuV/m dBuV dB/m dB dB cm deg 1 5149.51 54.80 74.00 -19.20 40.64 35.70 11.09 32.63 149 108 PEAK	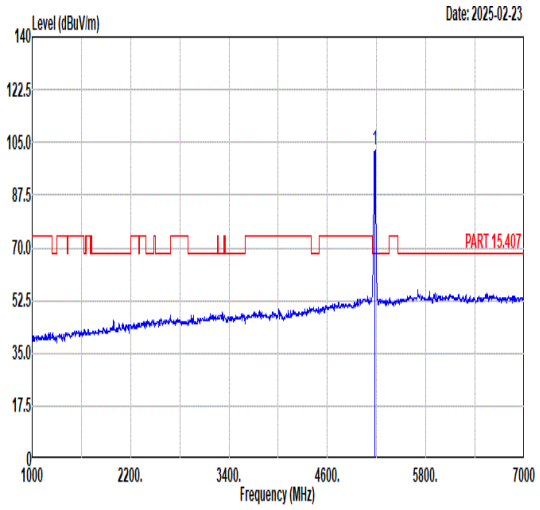 Freq Level Limit Line Margin (dB) Read Level Ant Factor Cable Loss Preamp Factor APos TPos Remark MHz dBuV/m dBuV/m dBuV dB/m dB dB cm deg 1 5180.00 102.39 ------ ------ 88.19 35.77 11.07 32.64 149 108 PEAK
Avg	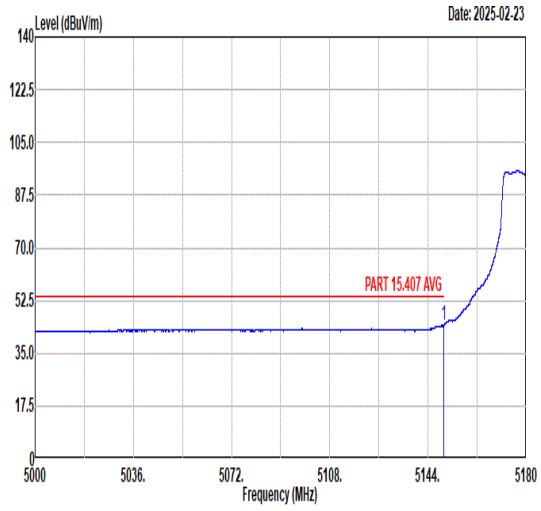 Freq Level Limit Line Margin (dB) Read Level Ant Factor Cable Loss Preamp Factor APos TPos Remark MHz dBuV/m dBuV/m dBuV dB/m dB dB cm deg 1 5149.85 44.58 54.00 -9.42 30.42 35.70 11.09 32.63 149 108 AVERAGE	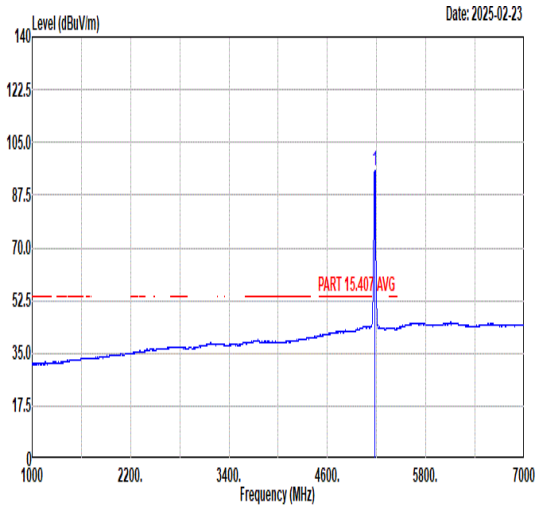 Freq Level Limit Line Margin (dB) Read Level Ant Factor Cable Loss Preamp Factor APos TPos Remark MHz dBuV/m dBuV/m dBuV dB/m dB dB cm deg 1 5180.00 95.75 ------ ------ 81.55 35.77 11.07 32.64 149 108 AVERAGE

Mode	1	
	Band Edge	
	U-NII-1_5.15-5.25_802.11a_CH36_5180MHz	
ANT	1+2	
Pol.	Vertical	Fundamental
Peak	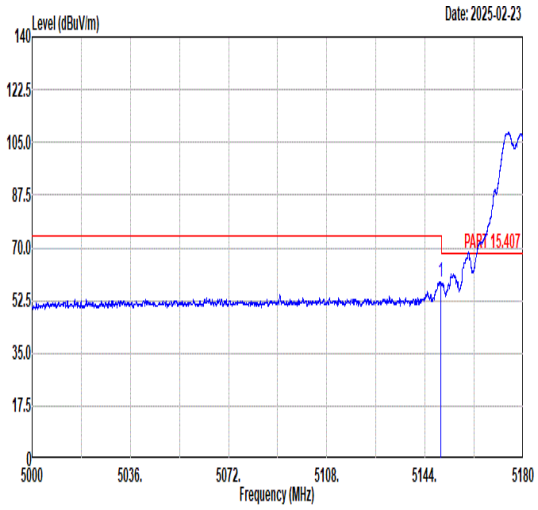 Freq Level Limit Line Margin (dB) Read Level Ant Factor Cable Loss Preamp Factor APos TPos Remark MHz dBuV/m dBuV/m dBuV dB/m dB dB cm deg 1 5149.67 58.58 74.00 -15.42 44.42 35.70 11.09 32.63 100 173 PEAK	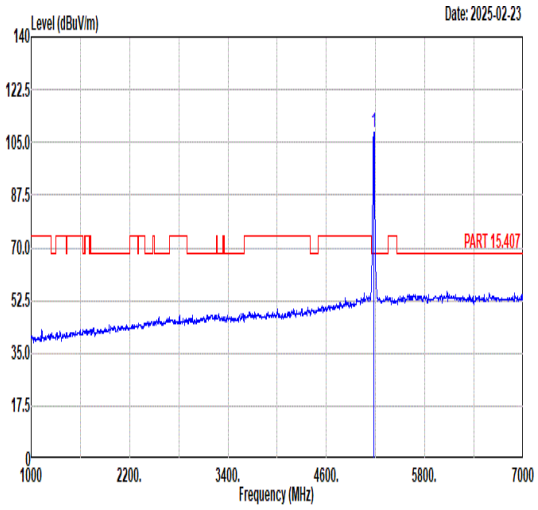 Freq Level Limit Line Margin (dB) Read Level Ant Factor Cable Loss Preamp Factor APos TPos Remark MHz dBuV/m dBuV/m dBuV dB/m dB dB cm deg 1 5180.00 108.29 ------ ------ 94.10 35.76 11.07 32.64 100 173 PEAK
Avg	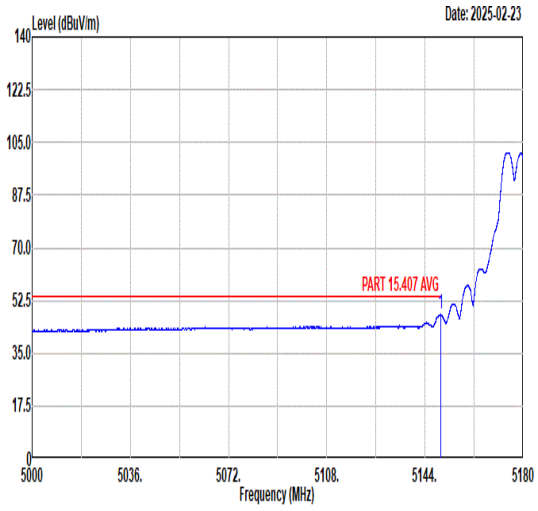 Freq Level Limit Line Margin (dB) Read Level Ant Factor Cable Loss Preamp Factor APos TPos Remark MHz dBuV/m dBuV/m dBuV dB/m dB dB cm deg 1 5149.63 47.82 54.00 -6.18 33.66 35.70 11.09 32.63 100 173 AVERAGE	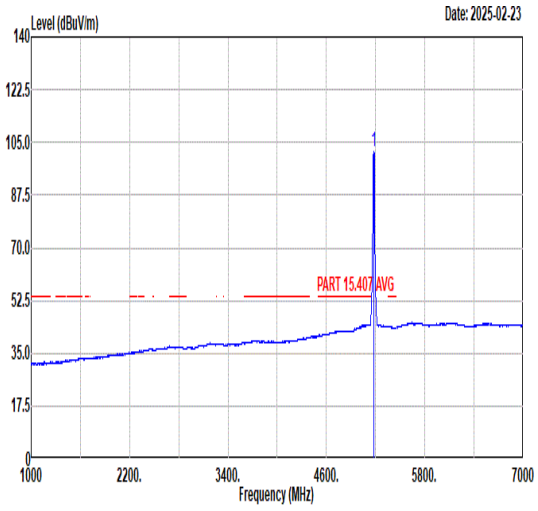 Freq Level Limit Line Margin (dB) Read Level Ant Factor Cable Loss Preamp Factor APos TPos Remark MHz dBuV/m dBuV/m dBuV dB/m dB dB cm deg 1 5180.00 101.72 ------ ------ 87.53 35.76 11.07 32.64 100 173 AVERAGE

Mode	1	
	Harmonic	
	U-NII-1_5.15-5.25_802.11a_CH36_5180MHz	
ANT	1+2	
Pol.	Horizontal	Vertical
Peak Avg	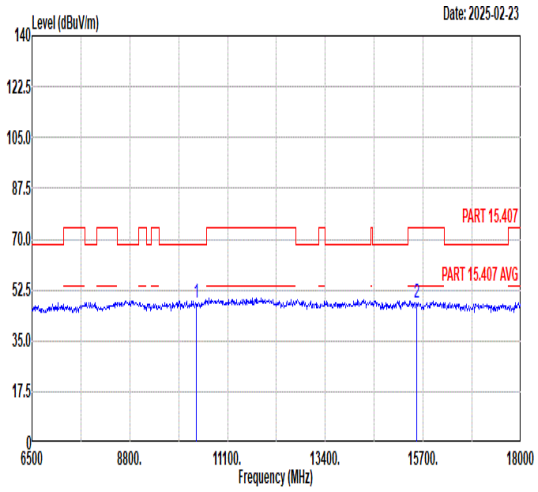 Freq Level Limit Line Margin Read Level Ant Factor Cable Loss Preamp Factor APos TPos Remark MHz dBuV/m dBuV/m dB dBuV dB/m dB dB cm deg 1 10360.00 47.85 68.30 -20.45 47.03 38.10 14.15 51.43 --- --- Peak 2 15540.00 47.86 74.00 -26.14 42.60 40.60 16.85 52.19 --- --- Peak	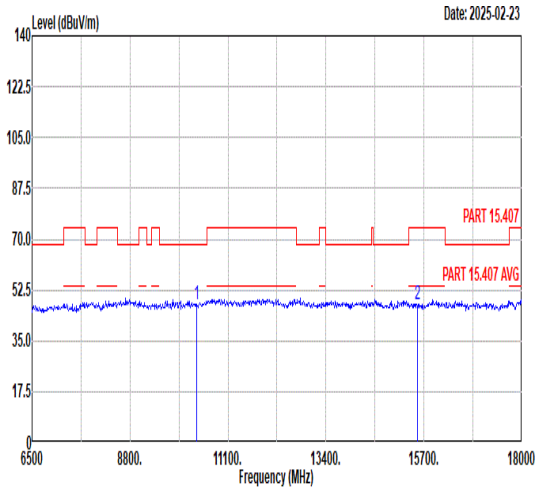 Freq Level Limit Line Margin Read Level Ant Factor Cable Loss Preamp Factor APos TPos Remark MHz dBuV/m dBuV/m dB dBuV dB/m dB dB cm deg 1 10360.00 47.29 68.30 -21.01 46.47 38.10 14.15 51.43 --- --- Peak 2 15540.00 47.56 74.00 -26.44 42.30 40.60 16.85 52.19 --- --- Peak

Mode	2	
	Harmonic	
	U-NII-1_5.15-5.25_802.11a_CH44_5220MHz	
ANT	1+2	
Pol.	Horizontal	Vertical
Peak Avg	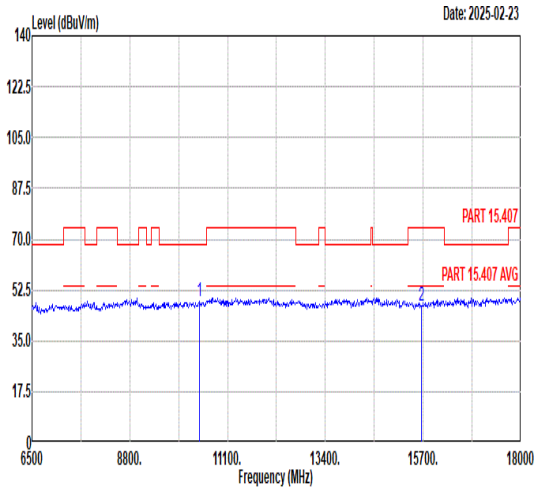 Freq Level Limit Line Margin Read Level Ant Factor Cable Loss Preamp Factor APos TPos Remark MHz dBuV/m dBuV/m dB dBuV dB/m dB dB cm deg 1 10440.00 48.52 68.30 -19.78 47.59 38.14 14.20 51.41 --- --- Peak 2 15660.00 47.05 74.00 -26.95 41.96 40.60 16.94 52.45 --- --- Peak	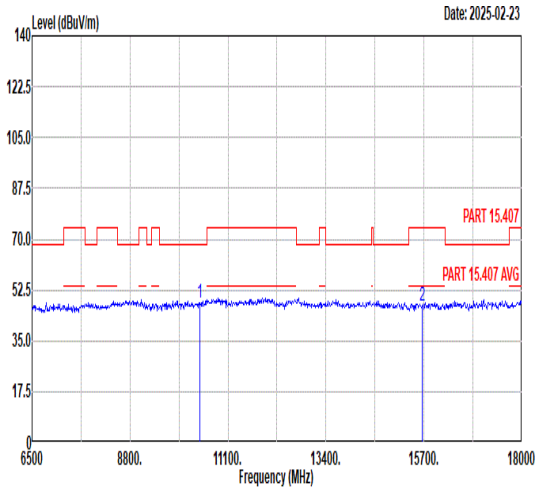 Freq Level Limit Line Margin Read Level Ant Factor Cable Loss Preamp Factor APos TPos Remark MHz dBuV/m dBuV/m dB dBuV dB/m dB dB cm deg 1 10440.00 47.98 68.30 -20.32 47.05 38.14 14.20 51.41 --- --- Peak 2 15660.00 47.04 74.00 -26.96 41.95 40.60 16.94 52.45 --- --- Peak

Mode	3	
	Harmonic	
	U-NII-1_5.15-5.25_802.11a_CH48_5240MHz	
ANT	1+2	
Pol.	Horizontal	Vertical
Peak Avg	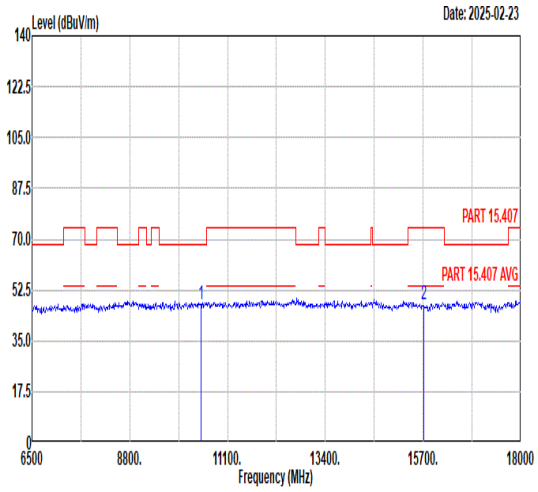 Freq Level Limit Line Margin Read Level Ant Factor Cable Loss Preamp Factor APos TPos Remark MHz dBuV/m dBuV/m dB dBuV dB/m dB dB cm deg 1 10480.00 47.30 68.30 -21.00 46.29 38.18 14.23 51.40 --- --- Peak 2 15720.00 47.77 74.00 -26.23 42.74 40.62 16.99 52.58 --- --- Peak	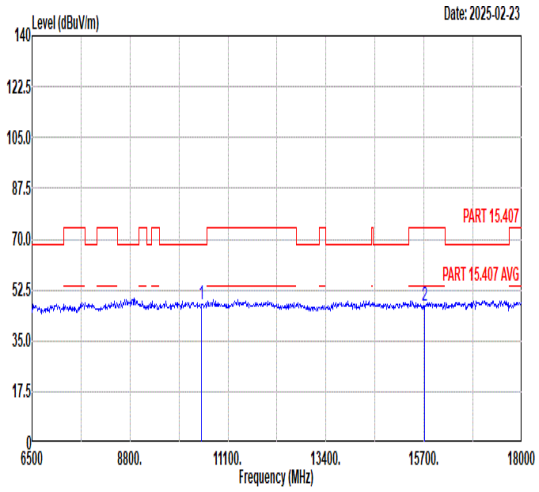 Freq Level Limit Line Margin Read Level Ant Factor Cable Loss Preamp Factor APos TPos Remark MHz dBuV/m dBuV/m dB dBuV dB/m dB dB cm deg 1 10480.00 47.52 68.30 -20.78 46.51 38.18 14.23 51.40 --- --- Peak 2 15720.00 47.20 74.00 -26.80 42.17 40.62 16.99 52.58 --- --- Peak

Mode	4	
	Harmonic	
	U-NII-2A_5.25-5.35_802.11a_CH52_5260MHz	
ANT	1+2	
Pol.	Horizontal	Vertical
Peak Avg	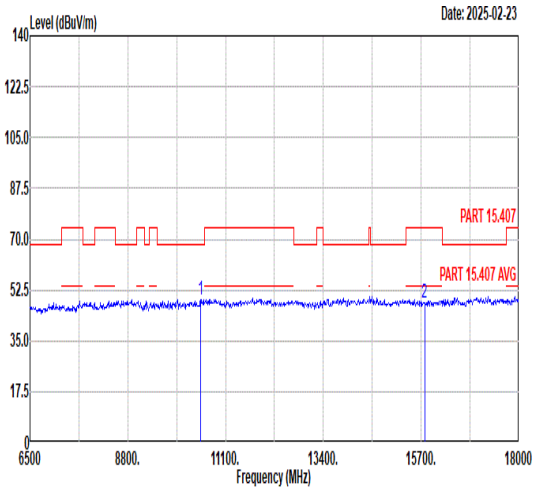 Freq Level Limit Line Margin Read Level Ant Factor Cable Loss Preamp Factor APos TPos Remark MHz dBuV/m dBuV/m dB dBuV dB/m dB dB cm deg 1 10520.00 49.04 68.30 -19.26 47.97 38.20 14.25 51.38 --- --- Peak 2 15780.00 47.96 74.00 -26.04 42.96 40.68 17.04 52.72 --- --- Peak	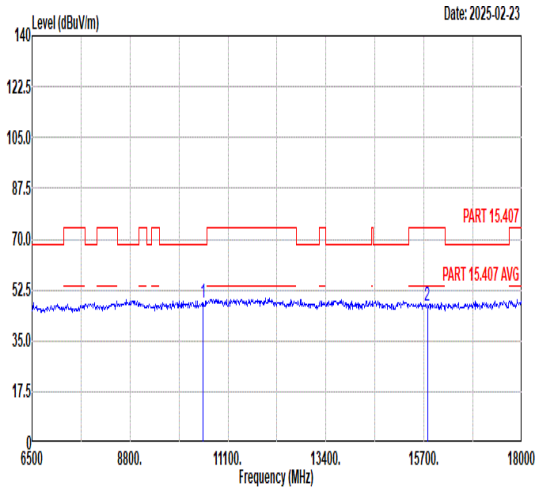 Freq Level Limit Line Margin Read Level Ant Factor Cable Loss Preamp Factor APos TPos Remark MHz dBuV/m dBuV/m dB dBuV dB/m dB dB cm deg 1 10520.00 47.99 68.30 -20.31 46.92 38.20 14.25 51.38 --- --- Peak 2 15780.00 47.17 74.00 -26.83 42.17 40.68 17.04 52.72 --- --- Peak

Mode	5	
	Harmonic	
	U-NII-2A_5.25-5.35_802.11a_CH60_5300MHz	
ANT	1+2	
Pol.	Horizontal	Vertical
Peak Avg	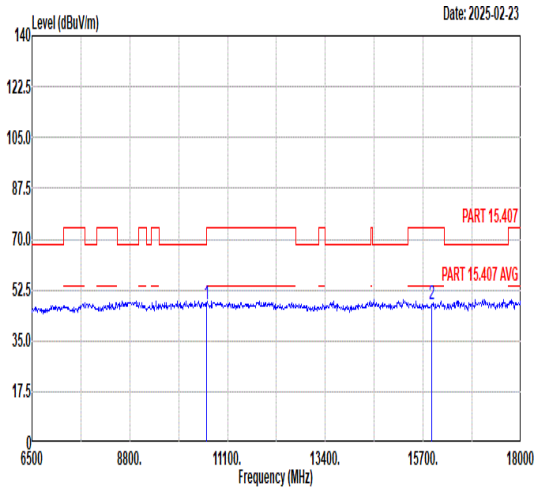 Freq Level Limit Line Margin Read Level Ant Factor Cable Loss Preamp Factor APos TPos Remark MHz dBuV/m dBuV/m dB dBuV dB/m dB dB cm deg 1 10600.00 47.45 74.00 -26.55 46.25 38.20 14.30 51.30 --- --- Peak 2 15900.00 47.68 74.00 -26.32 42.62 40.90 17.14 52.98 --- --- Peak	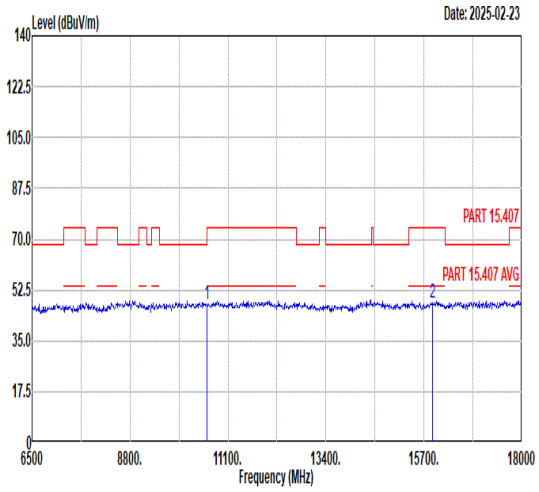 Freq Level Limit Line Margin Read Level Ant Factor Cable Loss Preamp Factor APos TPos Remark MHz dBuV/m dBuV/m dB dBuV dB/m dB dB cm deg 1 10600.00 47.36 74.00 -26.64 46.16 38.20 14.30 51.30 --- --- Peak 2 15900.00 47.81 74.00 -26.19 42.75 40.90 17.14 52.98 --- --- Peak

Mode	6	
	Harmonic	
	U-NII-2A_5.25-5.35_802.11a_CH64_5320MHz	
ANT	1+2	
Pol.	Horizontal	Vertical
Peak Avg	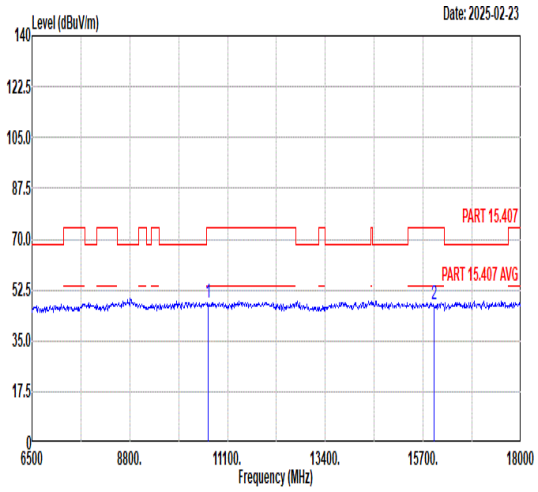 Freq Level Limit Line Margin Read Level Ant Factor Cable Loss Preamp Factor APos TPos Remark MHz dBuV/m dBuV/m dB dBuV dB/m dB dB cm deg 1 10640.00 47.90 74.00 -26.10 46.68 38.16 14.32 51.26 --- --- Peak 2 15960.00 47.64 74.00 -26.36 42.54 41.02 17.19 53.11 --- --- Peak	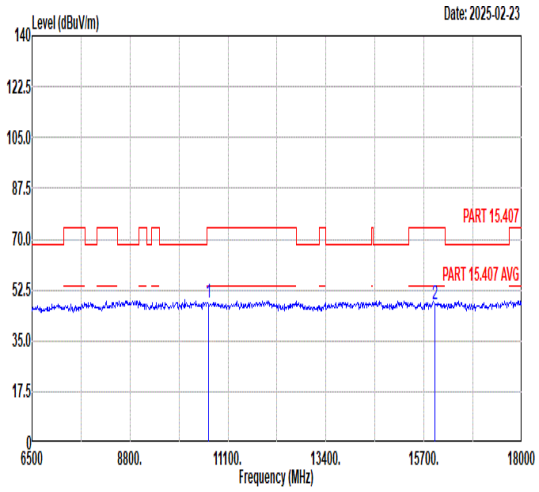 Freq Level Limit Line Margin Read Level Ant Factor Cable Loss Preamp Factor APos TPos Remark MHz dBuV/m dBuV/m dB dBuV dB/m dB dB cm deg 1 10640.00 47.89 74.00 -26.11 46.67 38.16 14.32 51.26 --- --- Peak 2 15960.00 47.80 74.00 -26.20 42.70 41.02 17.19 53.11 --- --- Peak

Mode	7	
	Harmonic	
	U-NII-2C_5.47-5.725_802.11a_CH100_5500MHz	
ANT	1+2	
Pol.	Horizontal	Vertical
Peak Avg	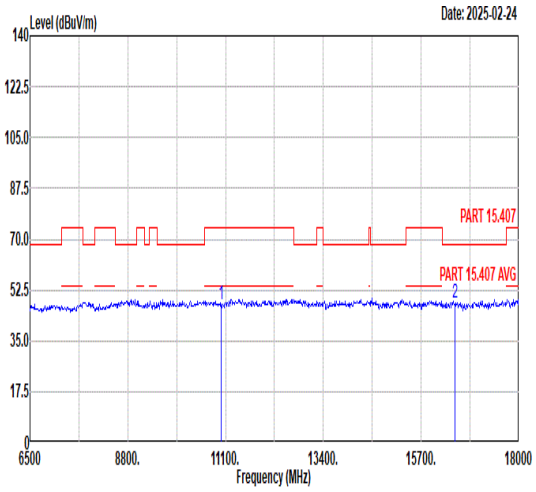 Freq Level Limit Line Margin Read Level Ant Factor Cable Loss Preamp Factor APos TPos Remark MHz dBuV/m dBuV/m dB dBuV dB/m dB dB cm deg 1 11000.00 47.35 74.00 -26.65 45.71 38.00 14.54 50.90 --- --- Peak 2 16500.00 47.95 68.30 -20.35 42.49 41.20 17.36 53.10 --- --- Peak	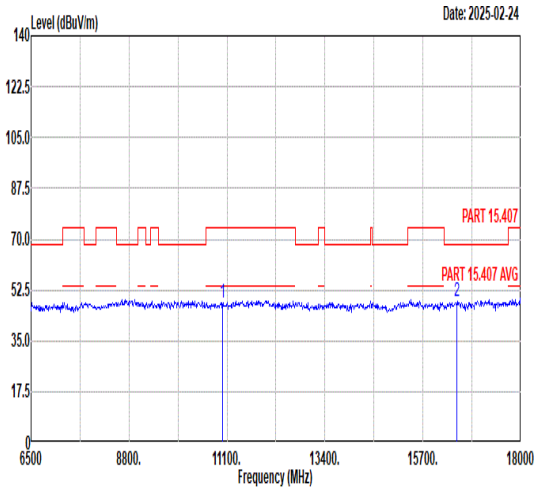 Freq Level Limit Line Margin Read Level Ant Factor Cable Loss Preamp Factor APos TPos Remark MHz dBuV/m dBuV/m dB dBuV dB/m dB dB cm deg 1 11000.00 47.89 74.00 -26.11 46.25 38.00 14.54 50.90 --- --- Peak 2 16500.00 48.42 68.30 -19.88 42.96 41.20 17.36 53.10 --- --- Peak

Mode	8	
	Harmonic	
	U-NII-2C_5.47-5.725_802.11a_CH116_5580MHz	
ANT	1+2	
Pol.	Horizontal	Vertical
Peak Avg	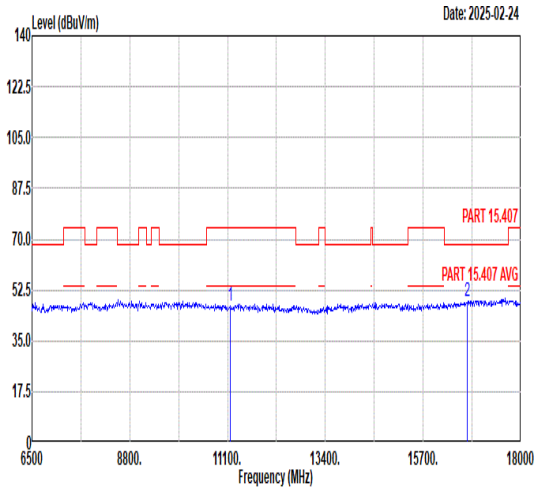 Freq Level Limit Line Margin Read Level Ant Factor Cable Loss Preamp Factor APos TPos Remark MHz dBuV/m dBuV/m dB dBuV dB/m dB dB cm deg 1 11160.00 47.15 74.00 -26.85 45.16 38.06 14.64 50.71 --- --- Peak 2 16740.00 48.84 68.30 -19.46 42.78 41.44 17.43 52.81 --- --- Peak	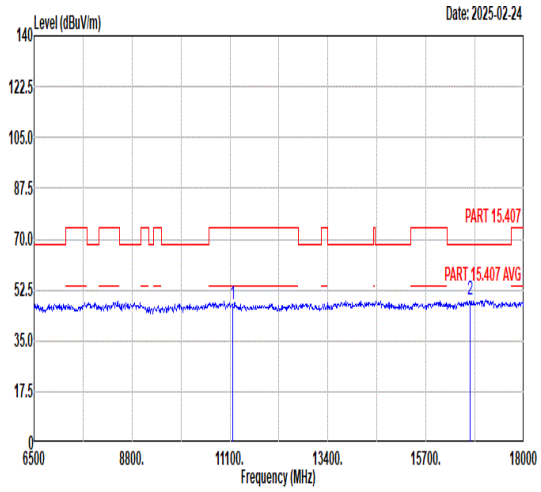 Freq Level Limit Line Margin Read Level Ant Factor Cable Loss Preamp Factor APos TPos Remark MHz dBuV/m dBuV/m dB dBuV dB/m dB dB cm deg 1 11160.00 47.67 74.00 -26.33 45.68 38.06 14.64 50.71 --- --- Peak 2 16740.00 48.89 68.30 -19.41 42.83 41.44 17.43 52.81 --- --- Peak

Mode	9	
	Harmonic	
	U-NII-2C_5.47-5.725_802.11a_CH140_5700MHz	
ANT	1+2	
Pol.	Horizontal	Vertical
Peak Avg	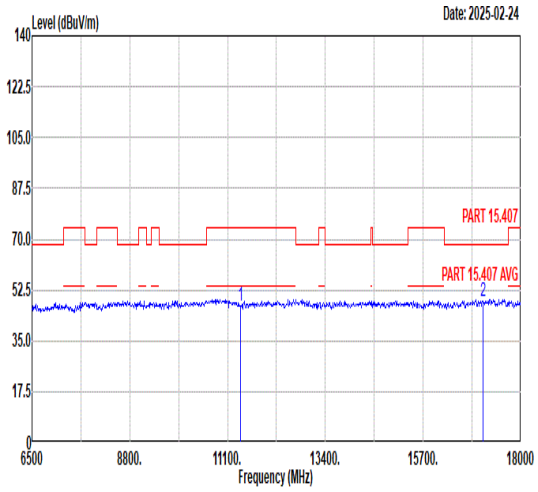 Freq Level Limit Line Margin Read Level Ant Factor Cable Loss Preamp Factor APos TPos Remark MHz dBuV/m dBuV/m dB dBuV dB/m dB dB cm deg 1 11400.00 47.28 74.00 -26.72 44.72 38.20 14.78 50.42 --- --- Peak 2 17100.00 48.81 68.30 -19.49 41.00 43.00 17.53 52.72 --- --- Peak	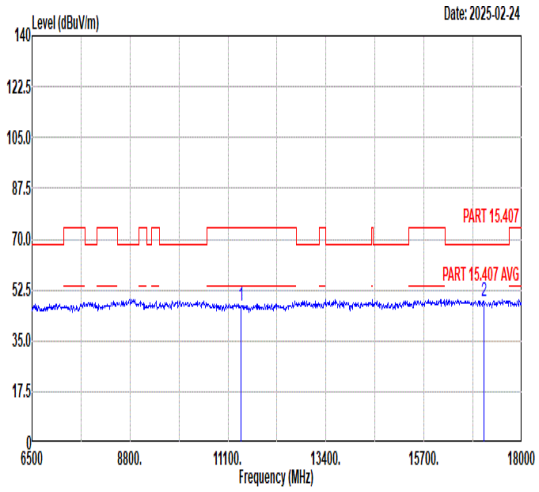 Freq Level Limit Line Margin Read Level Ant Factor Cable Loss Preamp Factor APos TPos Remark MHz dBuV/m dBuV/m dB dBuV dB/m dB dB cm deg 1 11400.00 47.10 74.00 -26.90 44.54 38.20 14.78 50.42 --- --- Peak 2 17100.00 48.53 68.30 -19.77 40.72 43.00 17.53 52.72 --- --- Peak

Mode	10	
	Band Edge	
	U-NII-1_5.25-5.35_802.11n HT20_CH36_5180MHz	
ANT	1+2	
Pol.	Horizontal	Fundamental
Peak	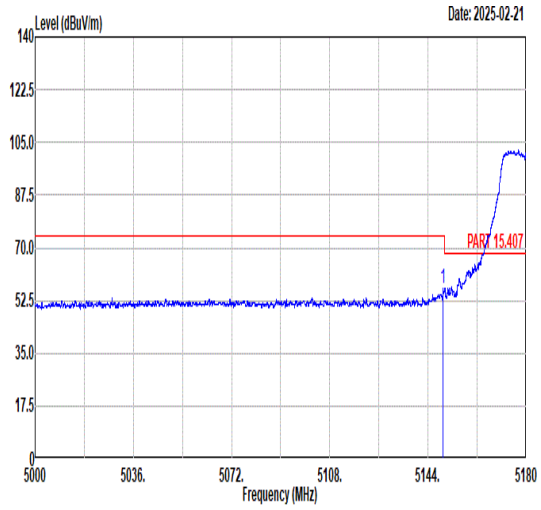 Freq Level Limit Line Margin (dB) Read Level Ant Factor Cable Loss Preamp Factor APos TPos Remark MHz dBuV/m dBuV/m dBuV dB/m dB dB cm deg 1 5149.51 56.68 74.00 -17.32 42.52 35.70 11.09 32.63 160 109 PEAK	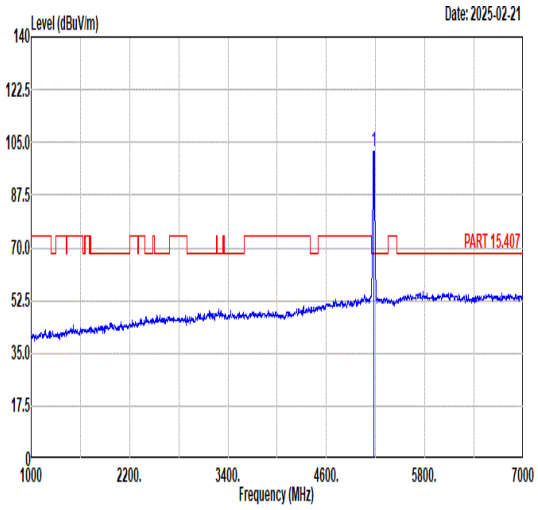 Freq Level Limit Line Margin (dB) Read Level Ant Factor Cable Loss Preamp Factor APos TPos Remark MHz dBuV/m dBuV/m dBuV dB/m dB dB cm deg 1 5180.00 102.04 ------ ------ 87.85 35.76 11.07 32.64 160 109 PEAK
Avg	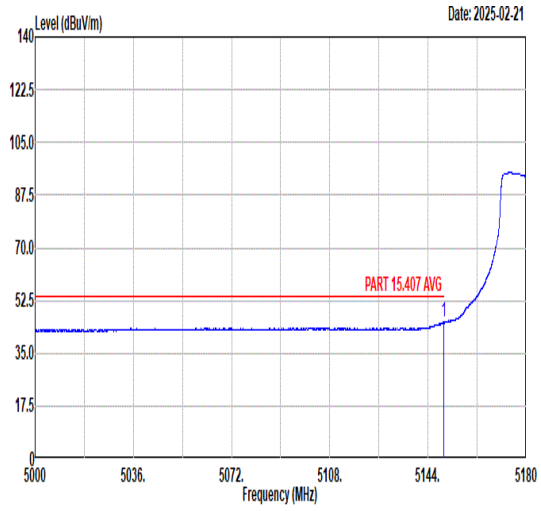 Freq Level Limit Line Margin (dB) Read Level Ant Factor Cable Loss Preamp Factor APos TPos Remark MHz dBuV/m dBuV/m dBuV dB/m dB dB cm deg 1 5149.85 45.32 54.00 -8.68 31.16 35.70 11.09 32.63 160 109 AVERAGE	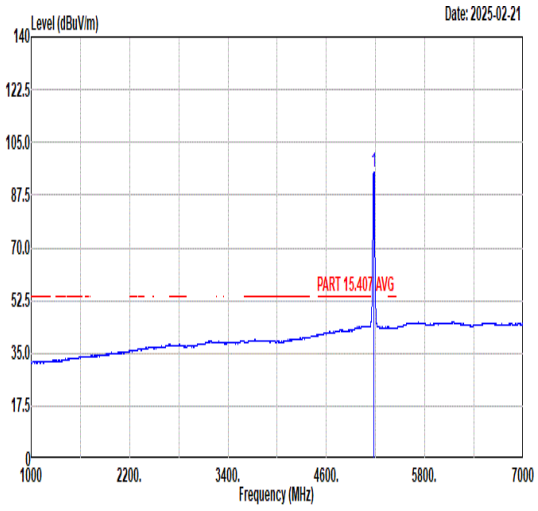 Freq Level Limit Line Margin (dB) Read Level Ant Factor Cable Loss Preamp Factor APos TPos Remark MHz dBuV/m dBuV/m dBuV dB/m dB dB cm deg 1 5180.00 95.31 ------ ------ 81.11 35.77 11.07 32.64 160 109 AVERAGE

Mode	10	
	Band Edge	
	U-NII-1_5.25-5.35_802.11n HT20_CH36_5180MHz	
ANT	1+2	
Pol.	Vertical	Fundamental
Peak	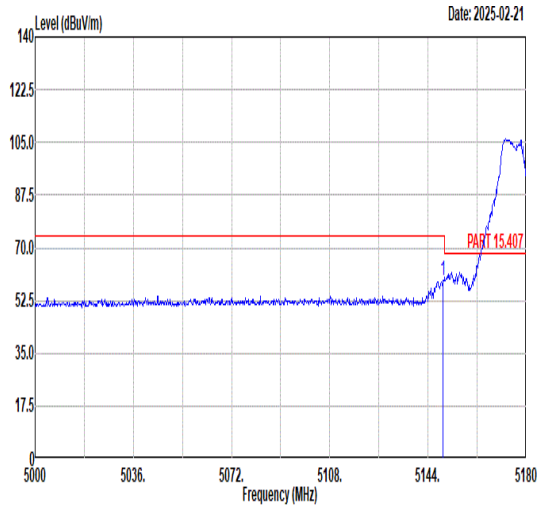 Freq Level Limit Line Margin (dB) Read Level Ant Factor Cable Loss Preamp Factor APos TPos Remark 1 5149.40 59.14 74.00 -14.86 44.98 35.70 11.09 32.63 104 170 PEAK	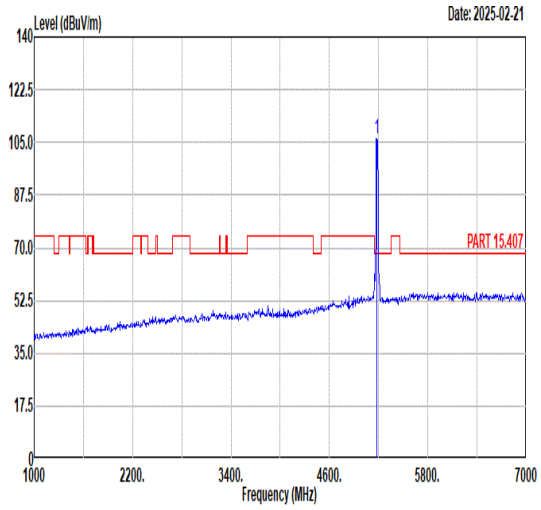 Freq Level Limit Line Margin (dB) Read Level Ant Factor Cable Loss Preamp Factor APos TPos Remark 1 5180.00 106.14 ------ ------ 91.96 35.74 11.07 32.63 104 170 PEAK
Avg	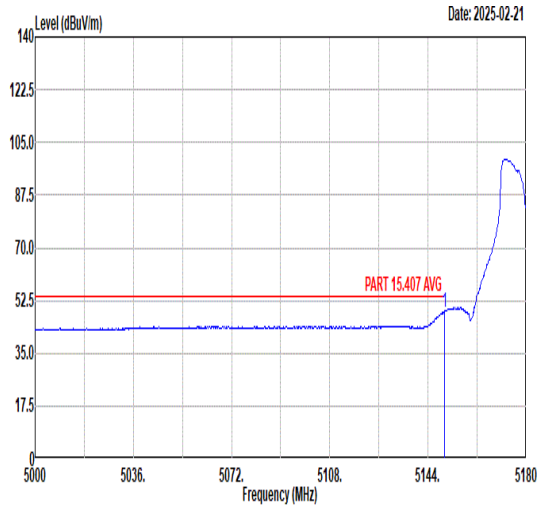 Freq Level Limit Line Margin (dB) Read Level Ant Factor Cable Loss Preamp Factor APos TPos Remark 1 5149.94 48.70 54.00 -5.30 34.54 35.70 11.09 32.63 104 170 AVERAGE	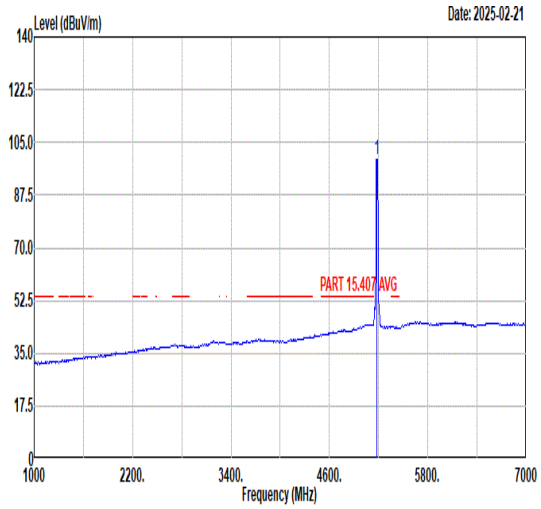 Freq Level Limit Line Margin (dB) Read Level Ant Factor Cable Loss Preamp Factor APos TPos Remark 1 5180.00 99.32 ------ ------ 85.12 35.78 11.06 32.64 104 170 AVERAGE

Mode	10	
	Harmonic	
	U-NII-1_5.25-5.35_802.11n HT20_CH36_5180MHz	
ANT	1+2	
Pol.	Horizontal	Vertical
Peak Avg	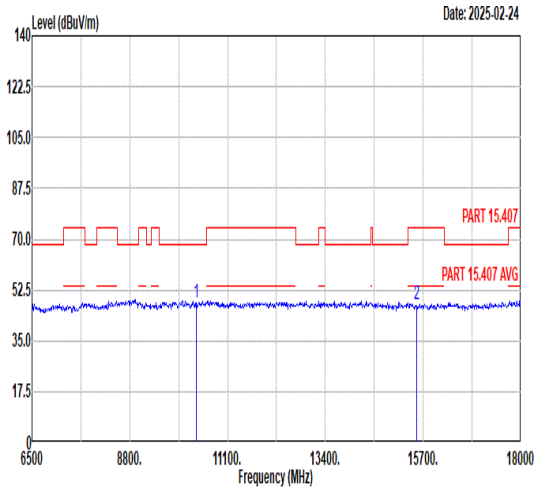 Freq Level Limit Line Margin Read Level Ant Factor Cable Loss Preamp Factor APos TPos Remark MHz dBuV/m dBuV/m dB dBuV dB/m dB dB cm deg 1 10360.00 48.07 68.30 -20.23 47.25 38.10 14.15 51.43 --- --- Peak 2 15540.00 47.55 74.00 -26.45 42.29 40.60 16.85 52.19 --- --- Peak	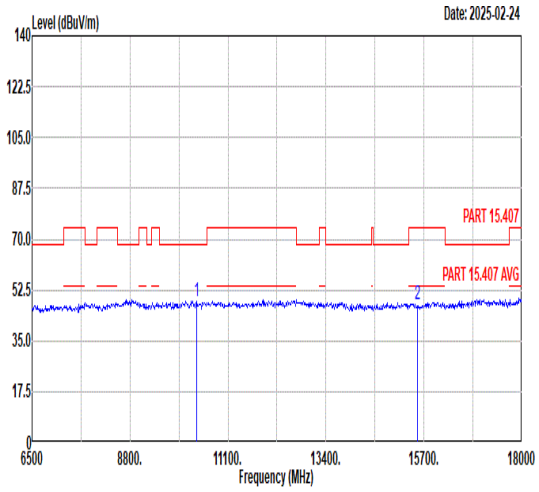 Freq Level Limit Line Margin Read Level Ant Factor Cable Loss Preamp Factor APos TPos Remark MHz dBuV/m dBuV/m dB dBuV dB/m dB dB cm deg 1 10360.00 48.41 68.30 -19.89 47.59 38.10 14.15 51.43 --- --- Peak 2 15540.00 47.74 74.00 -26.26 42.48 40.60 16.85 52.19 --- --- Peak

Mode	11	
	Harmonic	
	U-NII-1_5.25-5.35_802.11n HT20_CH44_5220MHz	
ANT	1+2	
Pol.	Horizontal	Vertical
Peak Avg	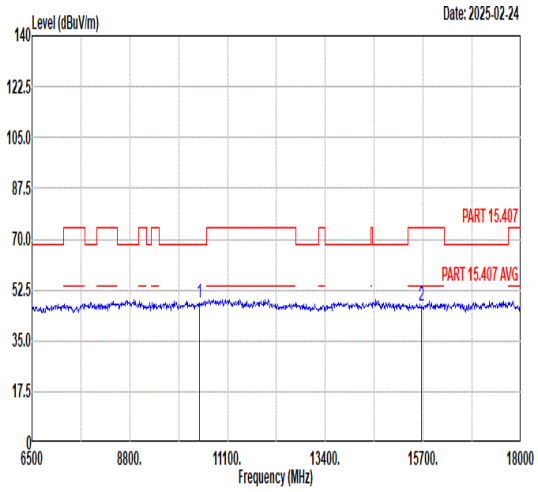 Freq Level Limit Line Margin Read Level Ant Factor Cable Loss Preamp Factor APos TPos Remark MHz dBuV/m dBuV/m dB dBuV dB/m dB dB cm deg 1 10440.00 48.00 68.30 -20.30 47.07 38.14 14.20 51.41 --- --- Peak 2 15660.00 47.12 74.00 -26.88 42.03 40.60 16.94 52.45 --- --- Peak	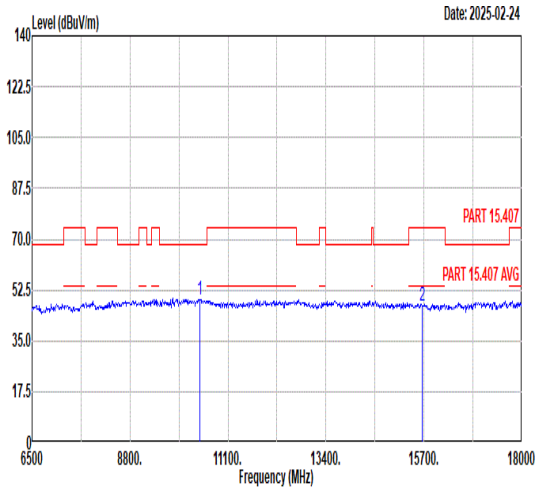 Freq Level Limit Line Margin Read Level Ant Factor Cable Loss Preamp Factor APos TPos Remark MHz dBuV/m dBuV/m dB dBuV dB/m dB dB cm deg 1 10440.00 49.22 68.30 -19.08 48.29 38.14 14.20 51.41 --- --- Peak 2 15660.00 47.28 74.00 -26.72 42.19 40.60 16.94 52.45 --- --- Peak

Mode	12	
	Harmonic	
	U-NII-1_5.25-5.35_802.11n HT20_CH48_5240MHz	
ANT	1+2	
Pol.	Horizontal	Vertical
Peak Avg	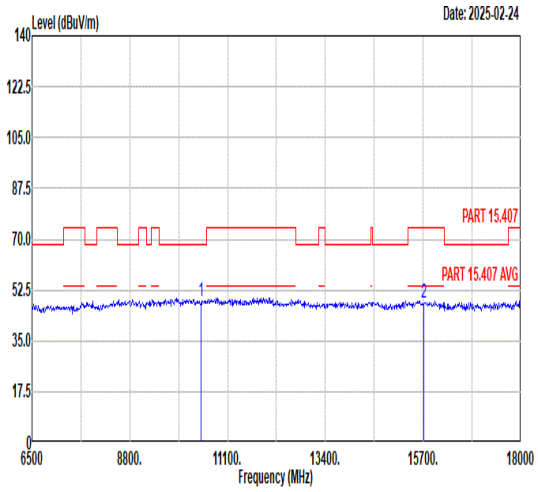 Freq Level Limit Line Margin Read Level Ant Factor Cable Loss Preamp Factor APos TPos Remark MHz dBuV/m dBuV/m dB dBuV dB/m dB dB cm deg 1 10480.00 48.48 68.30 -19.82 47.47 38.18 14.23 51.40 --- --- Peak 2 15720.00 47.83 74.00 -26.17 42.80 40.62 16.99 52.58 --- --- Peak	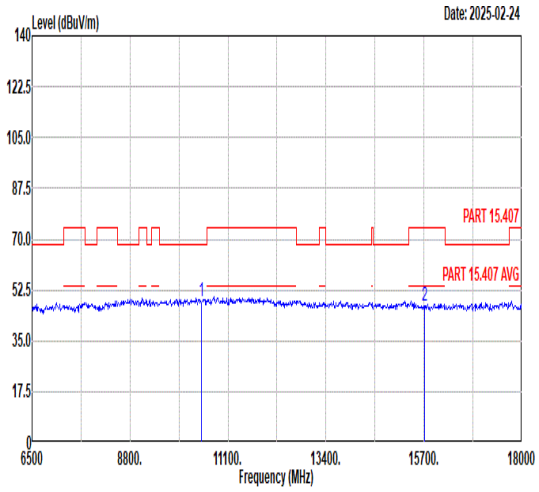 Freq Level Limit Line Margin Read Level Ant Factor Cable Loss Preamp Factor APos TPos Remark MHz dBuV/m dBuV/m dB dBuV dB/m dB dB cm deg 1 10480.00 48.40 68.30 -19.90 47.39 38.18 14.23 51.40 --- --- Peak 2 15720.00 47.22 74.00 -26.78 42.19 40.62 16.99 52.58 --- --- Peak

Mode	13	
	Harmonic	
	U-NII-2A_5.25-5.35_802.11n HT20_CH52_5260MHz	
ANT	1+2	
Pol.	Horizontal	Vertical
Peak Avg	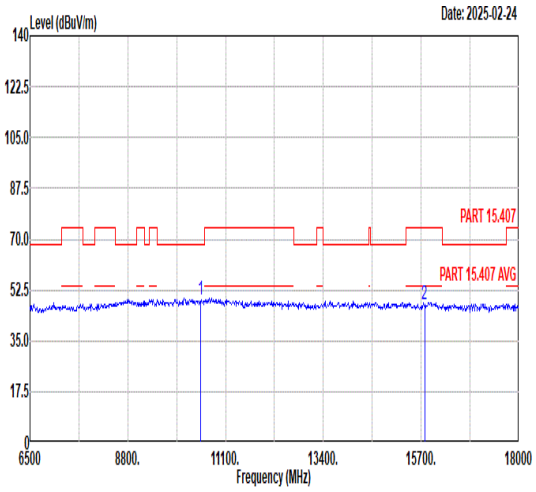 Freq Level Limit Line Margin Read Level Ant Factor Cable Loss Preamp Factor APos TPos Remark MHz dBuV/m dBuV/m dB dBuV dB/m dB dB cm deg 1 10520.00 49.18 68.30 -19.12 48.11 38.20 14.25 51.38 --- --- Peak 2 15780.00 47.78 74.00 -26.22 42.78 40.68 17.04 52.72 --- --- Peak	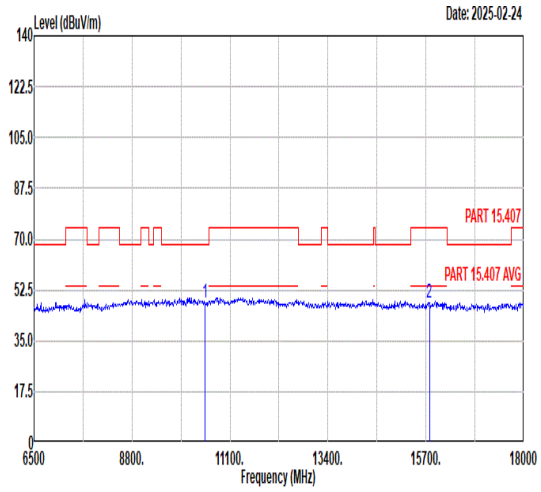 Freq Level Limit Line Margin Read Level Ant Factor Cable Loss Preamp Factor APos TPos Remark MHz dBuV/m dBuV/m dB dBuV dB/m dB dB cm deg 1 10520.00 48.15 68.30 -20.15 47.08 38.20 14.25 51.38 --- --- Peak 2 15780.00 47.96 74.00 -26.04 42.96 40.68 17.04 52.72 --- --- Peak

Mode	14	
	Harmonic	
	U-NII-2A_5.25-5.35_802.11n HT20_CH60_5300MHz	
ANT	1+2	
Pol.	Horizontal	Vertical
Peak Avg	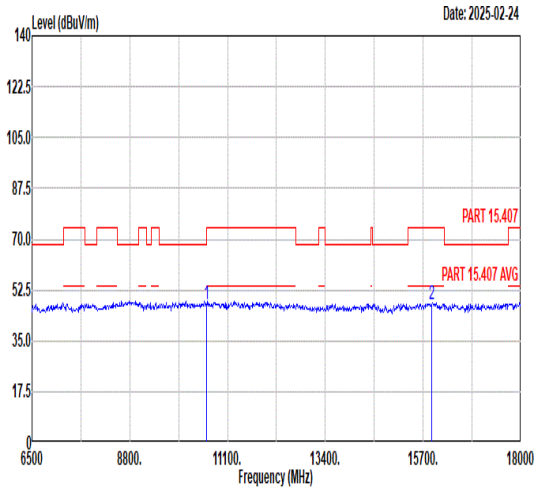 Freq Level Limit Line Margin Read Level Ant Factor Cable Loss Preamp Factor APos TPos Remark MHz dBuV/m dBuV/m dB dBuV dB/m dB dB cm deg 1 10600.00 47.76 74.00 -26.24 46.56 38.20 14.30 51.30 --- --- Peak 2 15900.00 47.73 74.00 -26.27 42.67 40.90 17.14 52.98 --- --- Peak	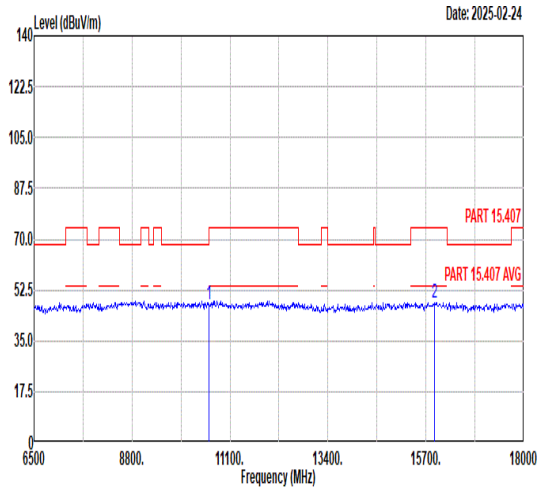 Freq Level Limit Line Margin Read Level Ant Factor Cable Loss Preamp Factor APos TPos Remark MHz dBuV/m dBuV/m dB dBuV dB/m dB dB cm deg 1 10600.00 47.63 74.00 -26.37 46.43 38.20 14.30 51.30 --- --- Peak 2 15900.00 47.91 74.00 -26.09 42.85 40.90 17.14 52.98 --- --- Peak

Mode	15	
	Band Edge	
	U-NII-2A_5.25-5.35_802.11n HT20_CH64_5320MHz	
ANT	1+2	
Pol.	Horizontal	Fundamental
Peak	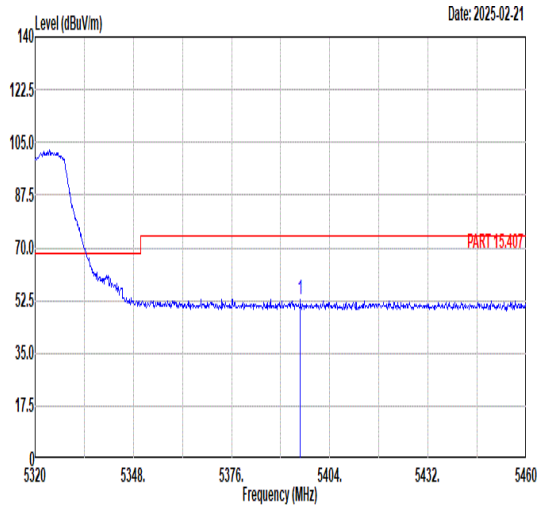 Freq Level Limit Line Margin (dB) Read Level Ant Factor Cable Loss Preamp Factor APos TPos Remark MHz dBuV/m dBuV/m dBuV dB/m dB dB cm deg 1 5395.60 52.84 74.00 -21.16 38.60 36.01 10.91 32.68 105 116 PEAK	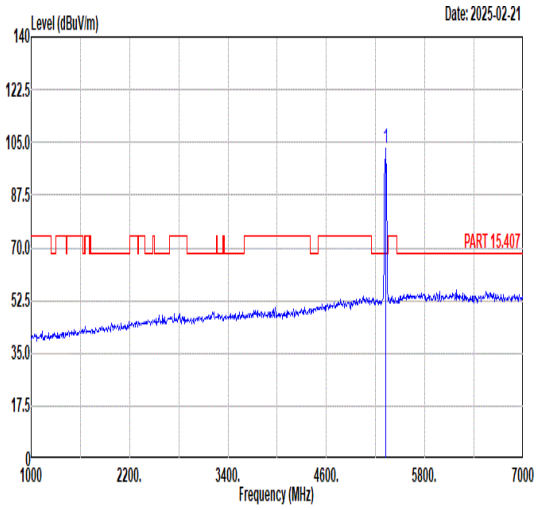 Freq Level Limit Line Margin (dB) Read Level Ant Factor Cable Loss Preamp Factor APos TPos Remark MHz dBuV/m dBuV/m dBuV dB/m dB dB cm deg 1 5320.00 102.86 ------ ------ 88.61 35.96 10.96 32.67 105 116 PEAK
Avg	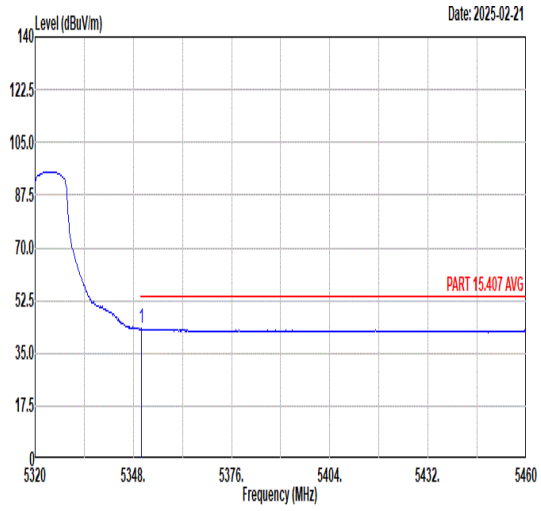 Freq Level Limit Line Margin (dB) Read Level Ant Factor Cable Loss Preamp Factor APos TPos Remark MHz dBuV/m dBuV/m dBuV dB/m dB dB cm deg 1 5350.38 43.07 54.00 -10.93 28.70 36.10 10.94 32.67 105 116 AVERAGE	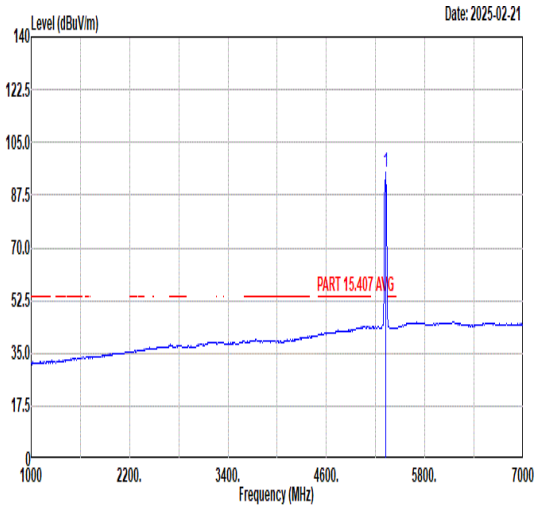 Freq Level Limit Line Margin (dB) Read Level Ant Factor Cable Loss Preamp Factor APos TPos Remark MHz dBuV/m dBuV/m dBuV dB/m dB dB cm deg 1 5320.00 94.94 ------ ------ 80.69 35.96 10.96 32.67 105 116 AVERAGE

Mode	15	
	Band Edge	
	U-NII-2A_5.25-5.35_802.11n HT20_CH64_5320MHz	
ANT	1+2	
Pol.	Vertical	Fundamental
Peak	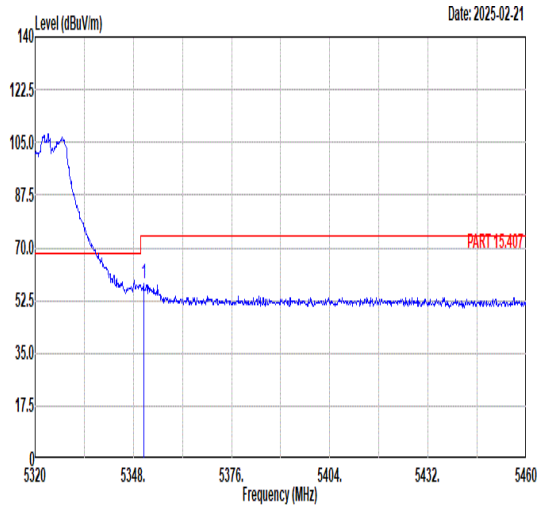 Freq Level Limit Line Margin (dB) Read Level Ant Factor Cable Loss Preamp Factor APos TPos Remark 1 5350.94 58.02 74.00 -15.98 43.65 36.10 10.94 32.67 172 174 PEAK	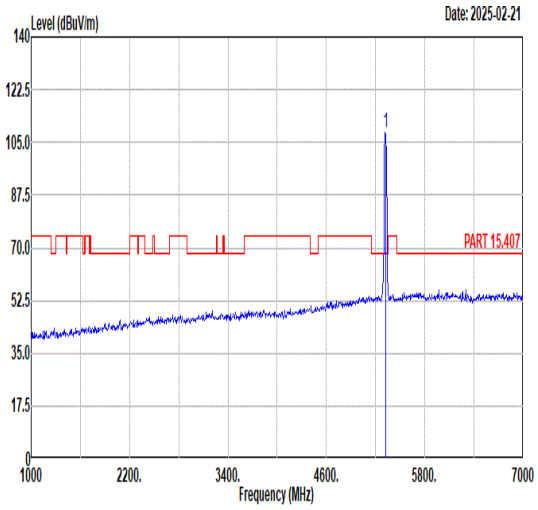 Freq Level Limit Line Margin (dB) Read Level Ant Factor Cable Loss Preamp Factor APos TPos Remark 1 5320.00 108.44 ------ ------ 94.25 35.88 10.97 32.66 172 174 PEAK
Avg	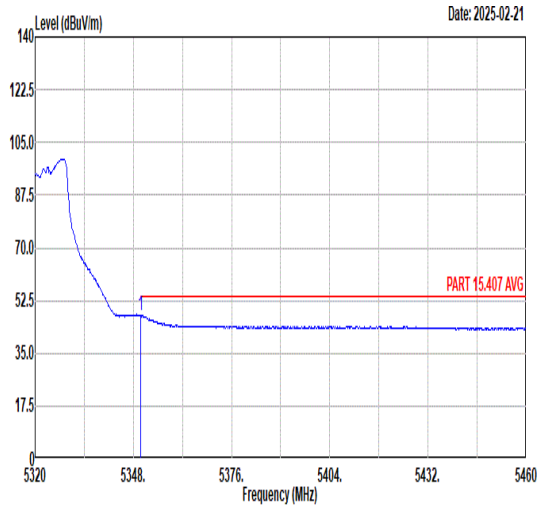 Freq Level Limit Line Margin (dB) Read Level Ant Factor Cable Loss Preamp Factor APos TPos Remark 1 5350.10 47.50 54.00 -6.50 33.13 36.10 10.94 32.67 172 174 AVERAGE	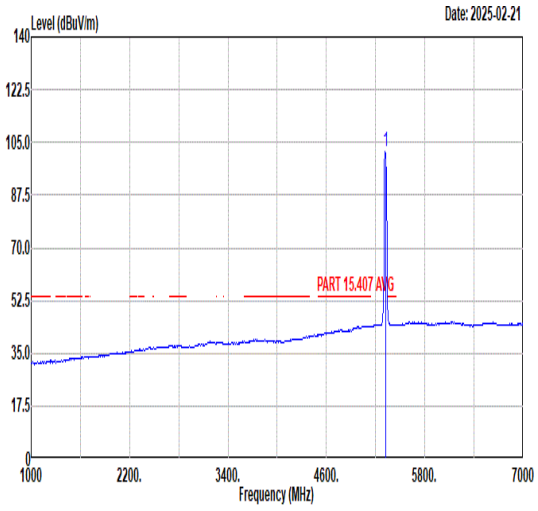 Freq Level Limit Line Margin (dB) Read Level Ant Factor Cable Loss Preamp Factor APos TPos Remark 1 5320.00 101.82 ------ ------ 87.63 35.88 10.97 32.66 172 174 AVERAGE

Mode	15	
	Harmonic	
	U-NII-2A_5.25-5.35_802.11n HT20_CH64_5320MHz	
ANT	1+2	
Pol.	Horizontal	Vertical
Peak Avg	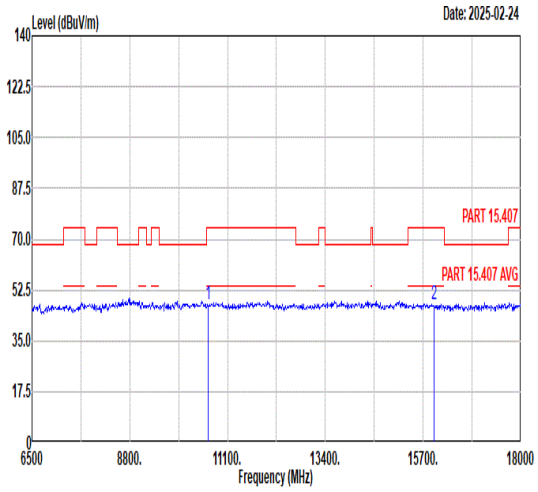 Freq Level Limit Line Margin Read Level Ant Factor Cable Loss Preamp Factor APos TPos Remark MHz dBuV/m dBuV/m dB dBuV dB/m dB dB cm deg 1 10640.00 47.44 74.00 -26.56 46.22 38.16 14.32 51.26 --- --- Peak 2 15960.00 47.34 74.00 -26.66 42.24 41.02 17.19 53.11 --- --- Peak	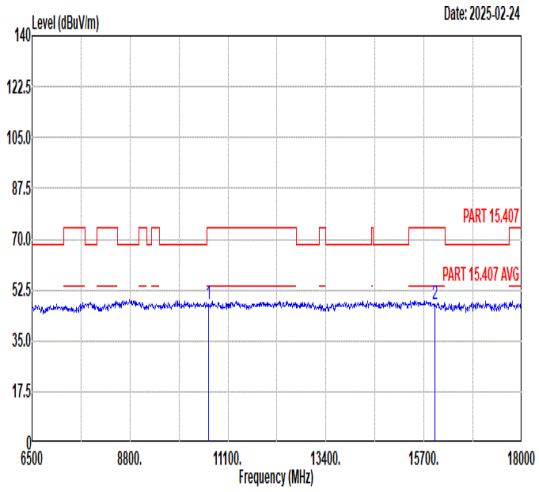 Freq Level Limit Line Margin Read Level Ant Factor Cable Loss Preamp Factor APos TPos Remark MHz dBuV/m dBuV/m dB dBuV dB/m dB dB cm deg 1 10640.00 47.67 74.00 -26.33 46.45 38.16 14.32 51.26 --- --- Peak 2 15960.00 47.76 74.00 -26.24 42.66 41.02 17.19 53.11 --- --- Peak

Mode	16	
	Band Edge	
	U-NII-2C_5.47-5.725_802.11n HT20_CH100_5500MHz	
ANT	1+2	
Pol.	Horizontal	Fundamental
Peak	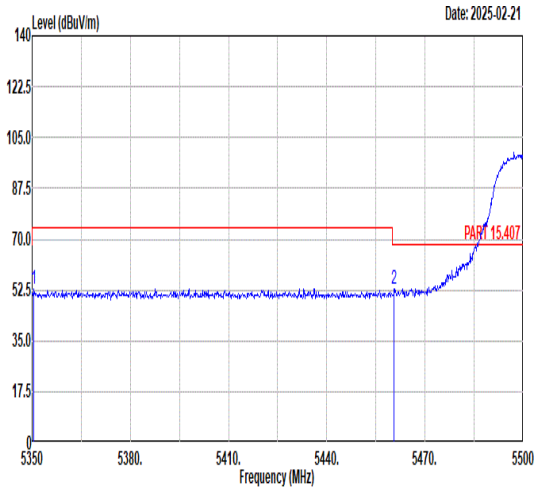 Freq Level Limit Line Margin (dB) Read Level Ant Factor Cable Loss Preamp Factor APos TPos Remark MHz dBuV/m dBuV/m dBuV dB/m dB dB cm deg 1 5350.60 52.98 74.00 -21.02 38.61 36.10 10.94 32.67 109 113 PEAK 2 5460.55 52.83 68.30 -15.47 38.46 35.94 11.12 32.69 109 113 PEAK	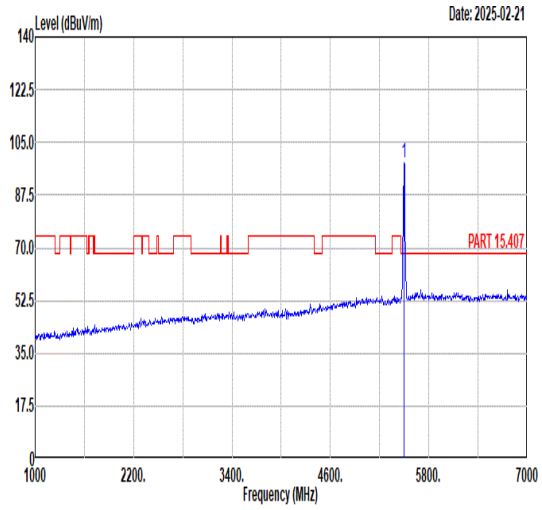 Freq Level Limit Line Margin (dB) Read Level Ant Factor Cable Loss Preamp Factor APos TPos Remark MHz dBuV/m dBuV/m dBuV dB/m dB dB cm deg 1 5500.00 98.52 ------ ------ 83.83 36.10 11.29 32.70 109 113 PEAK
Avg	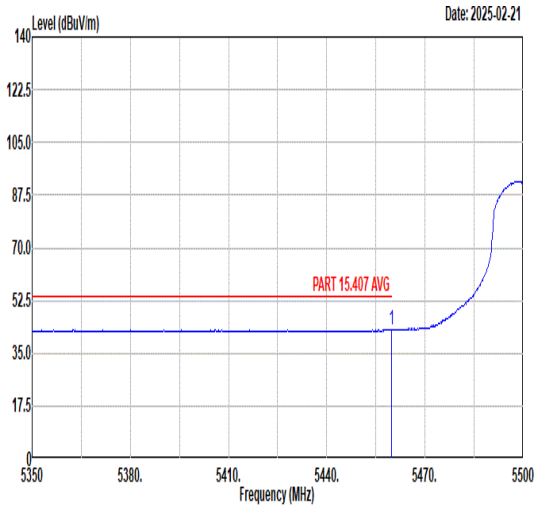 Freq Level Limit Line Margin (dB) Read Level Ant Factor Cable Loss Preamp Factor APos TPos Remark MHz dBuV/m dBuV/m dBuV dB/m dB dB cm deg 1 5459.80 42.91 54.00 -11.09 28.54 35.94 11.12 32.69 109 113 AVERAGE	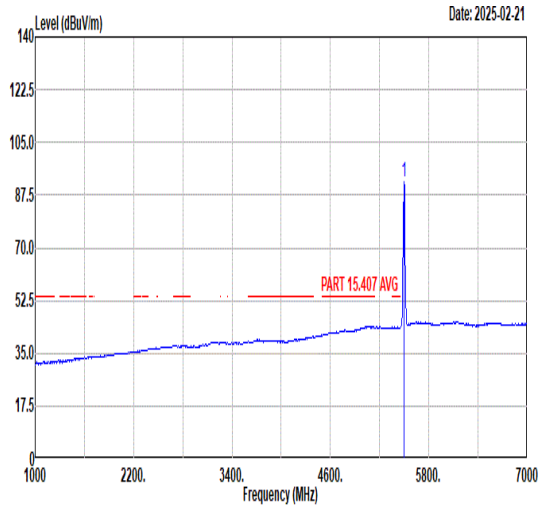 Freq Level Limit Line Margin (dB) Read Level Ant Factor Cable Loss Preamp Factor APos TPos Remark MHz dBuV/m dBuV/m dBuV dB/m dB dB cm deg 1 5500.00 91.93 ------ ------ 77.24 36.10 11.29 32.70 109 113 AVERAGE

Mode	16	
	Band Edge	
	U-NII-2C_5.47-5.725_802.11n HT20_CH100_5500MHz	
ANT	1+2	
Pol.	Vertical	Fundamental
Peak	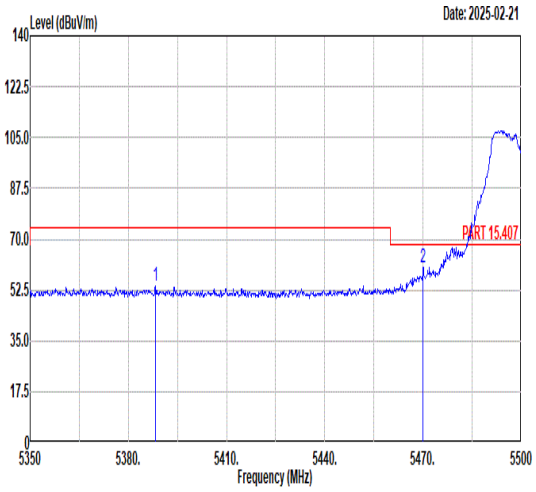 Freq Level Limit Line Margin (dB) Read Level Ant Factor Cable Loss Preamp Factor APos TPos Remark MHz dBuV/m dBuV/m dBuV dB/m dB dB cm deg 1 5388.40 53.98 74.00 -20.02 39.73 36.02 10.91 32.68 386 172 PEAK 2 5470.00 60.28 68.30 -8.02 45.83 35.98 11.16 32.69 386 172 PEAK	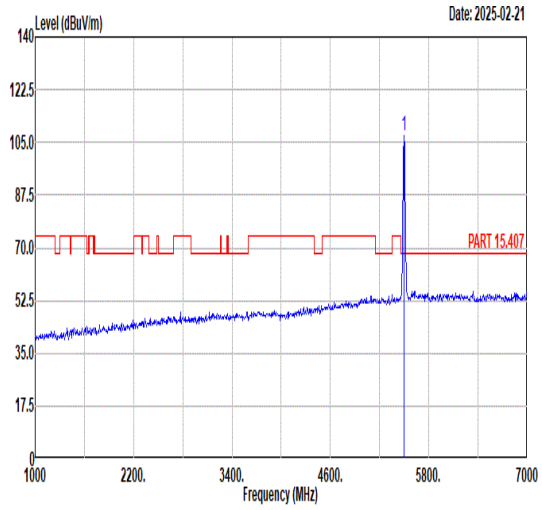 Freq Level Limit Line Margin (dB) Read Level Ant Factor Cable Loss Preamp Factor APos TPos Remark MHz dBuV/m dBuV/m dBuV dB/m dB dB cm deg 1 5500.00 107.19 ------ ------ 92.55 36.08 11.26 32.70 386 172 PEAK
Avg	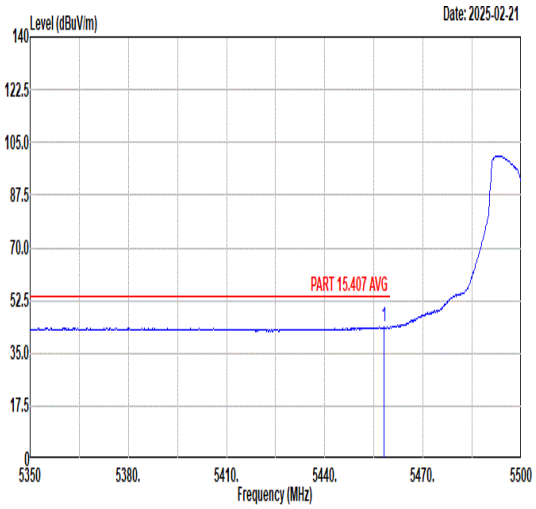 Freq Level Limit Line Margin (dB) Read Level Ant Factor Cable Loss Preamp Factor APos TPos Remark MHz dBuV/m dBuV/m dBuV dB/m dB dB cm deg 1 5458.15 43.67 54.00 -10.33 29.32 35.93 11.11 32.69 386 172 AVERAGE	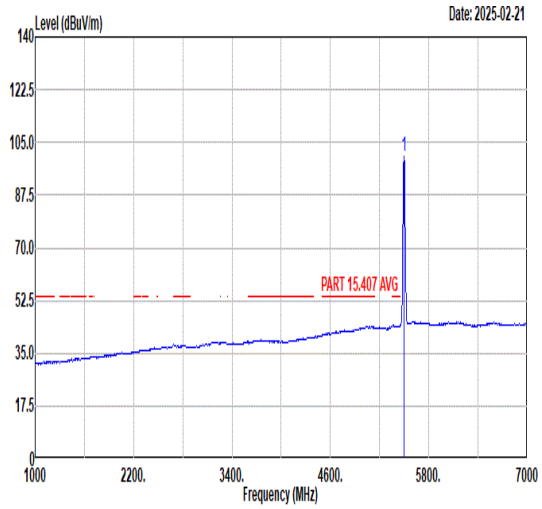 Freq Level Limit Line Margin (dB) Read Level Ant Factor Cable Loss Preamp Factor APos TPos Remark MHz dBuV/m dBuV/m dBuV dB/m dB dB cm deg 1 5500.00 100.38 ------ ------ 85.74 36.08 11.26 32.70 386 172 AVERAGE

Mode	16	
	Harmonic	
	U-NII-2C_5.47-5.725_802.11n HT20_CH100_5500MHz	
ANT	1+2	
Pol.	Horizontal	Vertical
Peak Avg	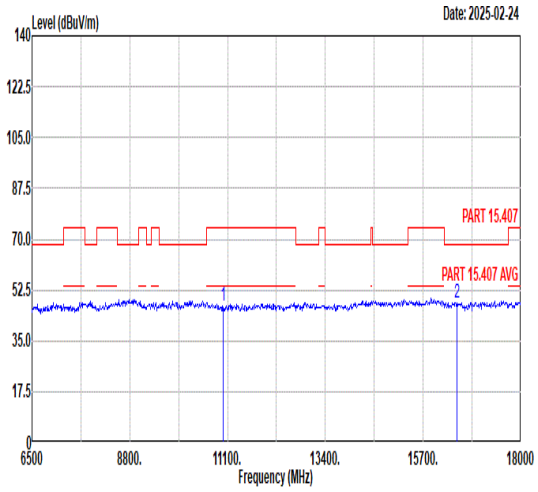 Freq Level Limit Line Margin Read Level Ant Factor Cable Loss Preamp Factor APos TPos Remark MHz dBuV/m dBuV/m dB dBuV dB/m dB dB cm deg 1 11000.00 46.76 74.00 -27.24 45.12 38.00 14.54 50.90 --- --- Peak 2 16500.00 48.15 68.30 -20.15 42.69 41.20 17.36 53.10 --- --- Peak	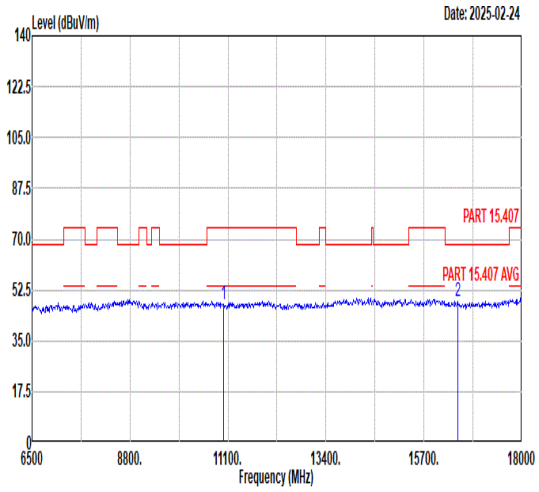 Freq Level Limit Line Margin Read Level Ant Factor Cable Loss Preamp Factor APos TPos Remark MHz dBuV/m dBuV/m dB dBuV dB/m dB dB cm deg 1 11000.00 47.58 74.00 -26.42 45.94 38.00 14.54 50.90 --- --- Peak 2 16500.00 48.64 68.30 -19.66 43.18 41.20 17.36 53.10 --- --- Peak

Mode	17	
	Harmonic	
	U-NII-2C_5.47-5.725_802.11n HT20_CH116_5580MHz	
ANT	1+2	
Pol.	Horizontal	Vertical
Peak Avg	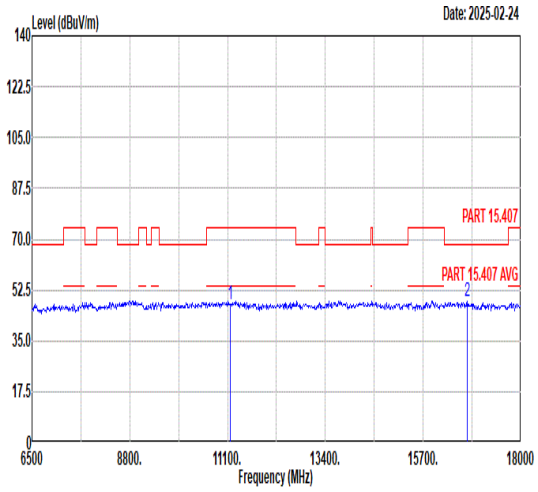 Freq Level Limit Line Margin Read Level Ant Factor Cable Loss Preamp Factor APos TPos Remark MHz dBuV/m dBuV/m dB dBuV dB/m dB dB cm deg 1 11160.00 47.64 74.00 -26.36 45.65 38.06 14.64 50.71 --- --- Peak 2 16740.00 48.35 68.30 -19.95 42.29 41.44 17.43 52.81 --- --- Peak	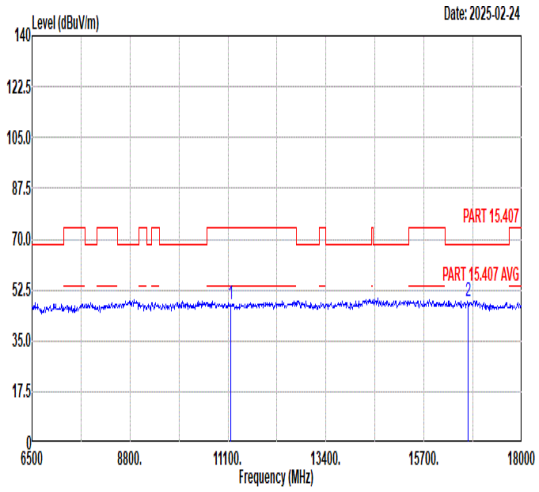 Freq Level Limit Line Margin Read Level Ant Factor Cable Loss Preamp Factor APos TPos Remark MHz dBuV/m dBuV/m dB dBuV dB/m dB dB cm deg 1 11160.00 47.41 74.00 -26.59 45.42 38.06 14.64 50.71 --- --- Peak 2 16740.00 48.83 68.30 -19.47 42.77 41.44 17.43 52.81 --- --- Peak

Mode	18	
	Band Edge	
	U-NII-2C_5.47-5.725_802.11n HT20_CH140_5700MHz	
ANT	1+2	
Pol.	Horizontal	Fundamental
Peak	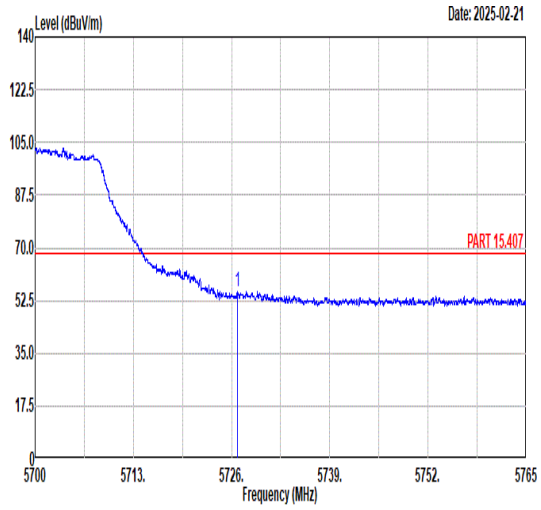 Freq Level Limit Line Margin (dB) Read Level Ant Factor Cable Loss Preamp Factor APos TPos Remark MHz dBuV/m dBuV/m dBuV dB/m dB dB cm deg 1 5726.75 55.67 68.30 -12.63 40.16 36.65 11.65 32.79 391 126 PEAK	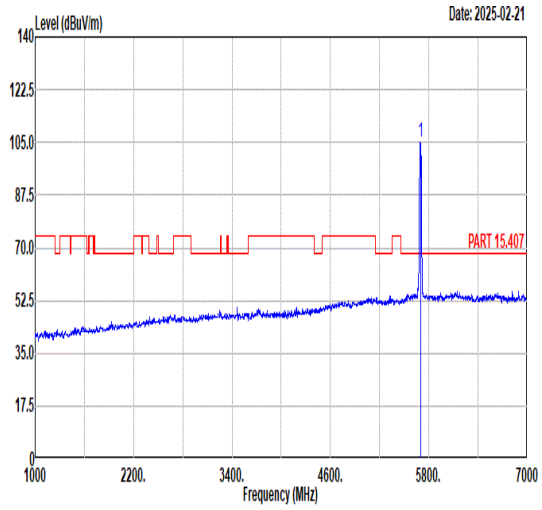 Freq Level Limit Line Margin (dB) Read Level Ant Factor Cable Loss Preamp Factor APos TPos Remark MHz dBuV/m dBuV/m dBuV dB/m dB dB cm deg 1 5700.00 104.98 ------ ------ 89.50 36.59 11.67 32.78 391 127 PEAK
Avg	Blank	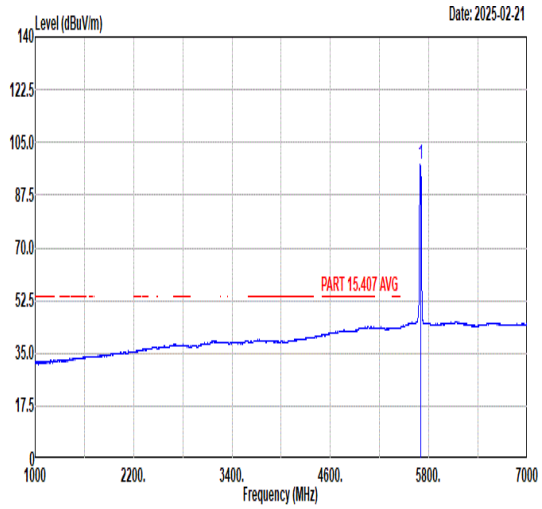 Freq Level Limit Line Margin (dB) Read Level Ant Factor Cable Loss Preamp Factor APos TPos Remark MHz dBuV/m dBuV/m dBuV dB/m dB dB cm deg 1 5700.00 97.86 ------ ------ 82.38 36.59 11.67 32.78 391 126 AVERAGE

Mode	18	
	Band Edge	
	U-NII-2C_5.47-5.725_802.11n HT20_CH140_5700MHz	
ANT	1+2	
Pol.	Vertical	Fundamental
Peak	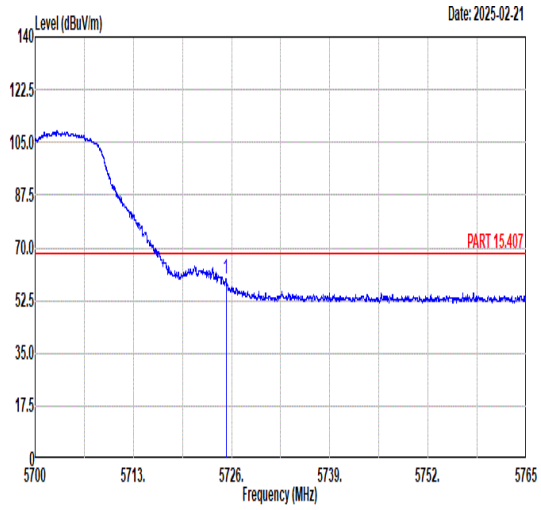 Freq Level Limit Line Margin (dB) Read Level Ant Factor Cable Loss Preamp Factor APos TPos Remark MHz dBuV/m dBuV/m dBuV dB/m dB dB cm deg 1 5725.26 59.46 68.30 -8.84 43.95 36.65 11.65 32.79 156 146 PEAK	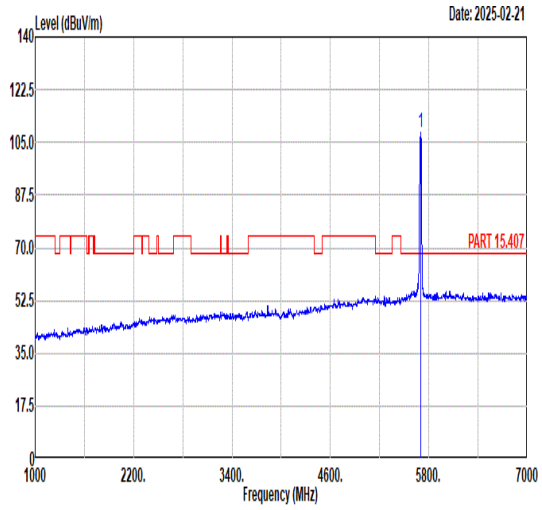 Freq Level Limit Line Margin (dB) Read Level Ant Factor Cable Loss Preamp Factor APos TPos Remark MHz dBuV/m dBuV/m dBuV dB/m dB dB cm deg 1 5700.00 108.17 ------ ------ 92.69 36.60 11.66 32.78 156 146 PEAK
Avg	Blank	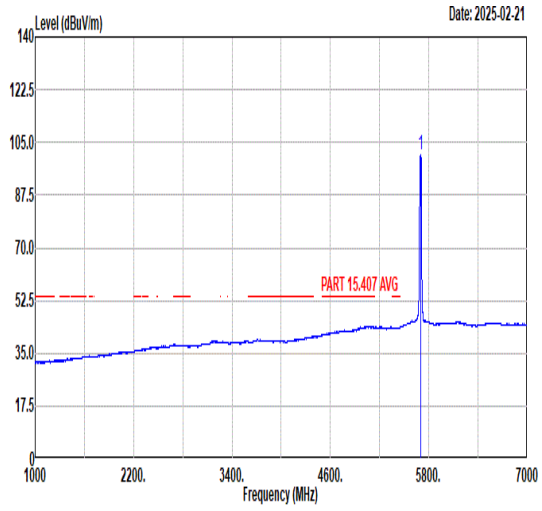 Freq Level Limit Line Margin (dB) Read Level Ant Factor Cable Loss Preamp Factor APos TPos Remark MHz dBuV/m dBuV/m dBuV dB/m dB dB cm deg 1 5700.00 101.16 ------ ------ 85.68 36.60 11.66 32.78 156 146 AVERAGE

Mode	18	
	Harmonic	
	U-NII-2C_5.47-5.725_802.11n HT20_CH140_5700MHz	
ANT	1+2	
Pol.	Horizontal	Vertical
Peak Avg	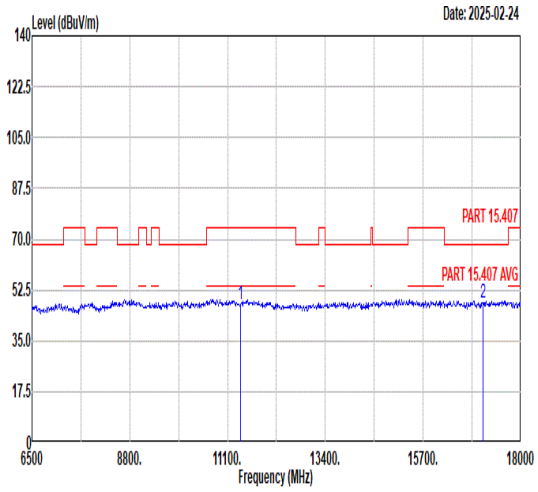 Freq Level Limit Line Margin Read Level Ant Factor Cable Loss Preamp Factor APos TPos Remark MHz dBuV/m dBuV/m dB dBuV dB/m dB dB cm deg 1 11400.00 47.75 74.00 -26.25 45.19 38.20 14.78 50.42 --- --- Peak 2 17100.00 48.32 68.30 -19.98 40.51 43.00 17.53 52.72 --- --- Peak	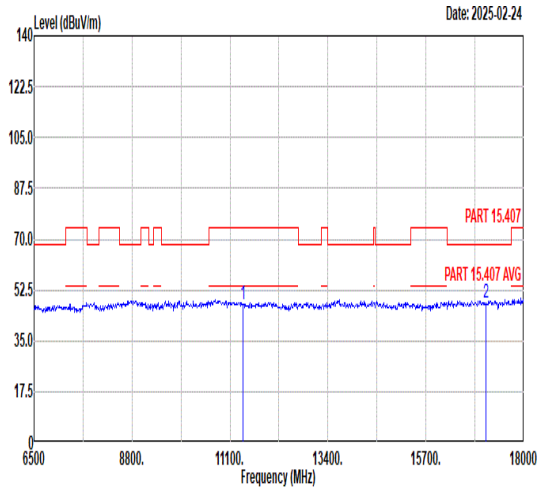 Freq Level Limit Line Margin Read Level Ant Factor Cable Loss Preamp Factor APos TPos Remark MHz dBuV/m dBuV/m dB dBuV dB/m dB dB cm deg 1 11400.00 47.51 74.00 -26.49 44.95 38.20 14.78 50.42 --- --- Peak 2 17100.00 48.14 68.30 -20.16 40.33 43.00 17.53 52.72 --- --- Peak

Mode	19	
	Band Edge - L	
	U-NII-1_5.15-5.25_802.11n HT40_CH38_5190MHz	
ANT	1+2	
Pol.	Horizontal	Fundamental
Peak	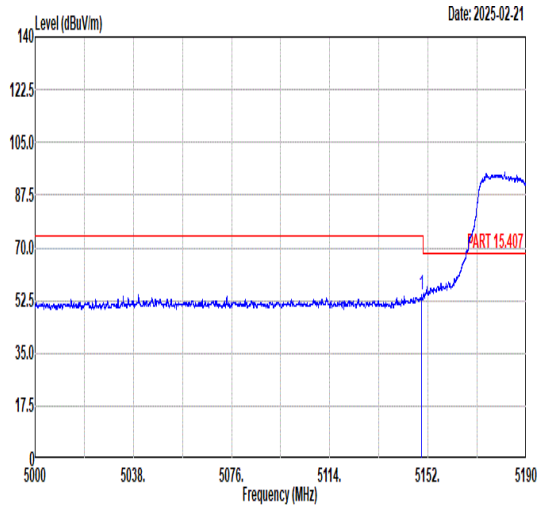 Freq Level Limit Line Margin (dB) Read Level Ant Factor Cable Loss Preamp Factor APos TPos Remark MHz dBuV/m dBuV/m dBuV dB/m dB dB cm deg 1 5149.44 54.60 74.00 -19.40 40.44 35.70 11.09 32.63 158 109 PEAK	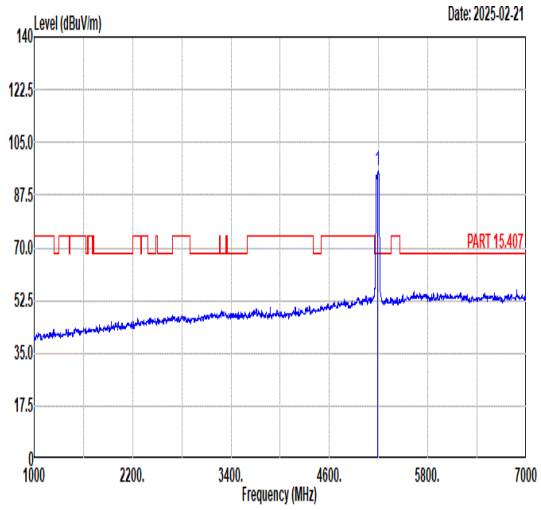 Freq Level Limit Line Margin (dB) Read Level Ant Factor Cable Loss Preamp Factor APos TPos Remark MHz dBuV/m dBuV/m dBuV dB/m dB dB cm deg 1 5190.00 95.74 ------ ------ 81.53 35.79 11.06 32.64 158 109 PEAK
Avg	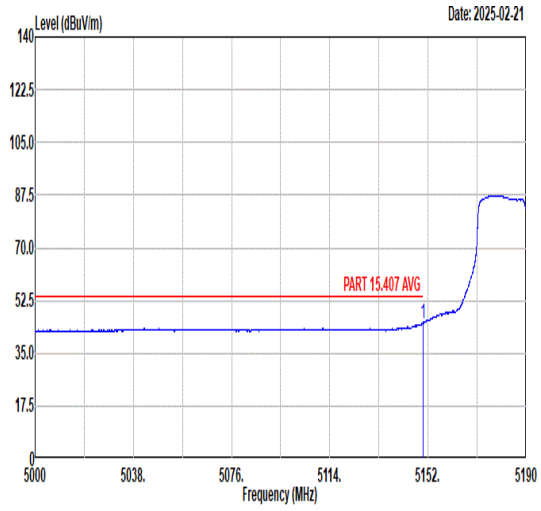 Freq Level Limit Line Margin (dB) Read Level Ant Factor Cable Loss Preamp Factor APos TPos Remark MHz dBuV/m dBuV/m dBuV dB/m dB dB cm deg 1 5149.97 44.89 54.00 -9.11 30.74 35.70 11.08 32.63 158 109 AVERAGE	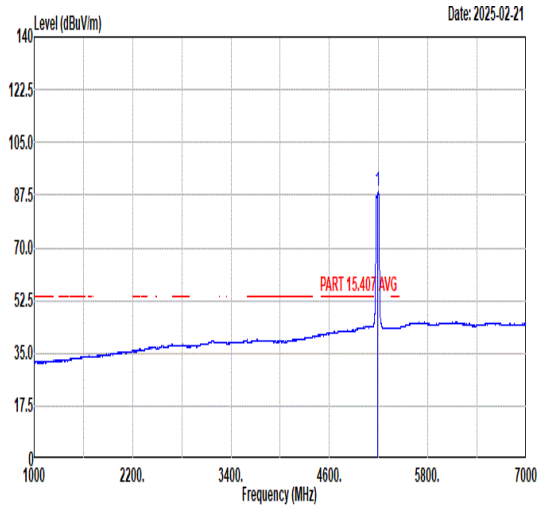 Freq Level Limit Line Margin (dB) Read Level Ant Factor Cable Loss Preamp Factor APos TPos Remark MHz dBuV/m dBuV/m dBuV dB/m dB dB cm deg 1 5190.00 88.62 ------ ------ 74.41 35.79 11.06 32.64 158 109 AVERAGE

Mode	19	
	Band Edge - R	
	U-NII-1_5.15-5.25_802.11n HT40_CH38_5190MHz	
ANT	1+2	
Pol.	Horizontal	Fundamental
Peak	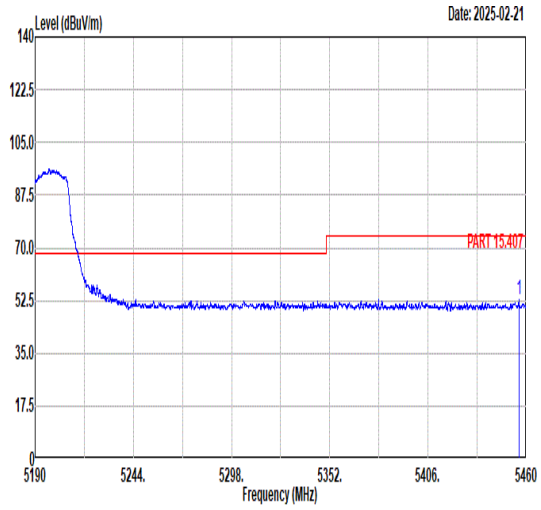 Freq Level Limit Line Margin (dB) Read Level Ant Factor Cable Loss Preamp Factor APos TPos Remark MHz dBuV/m dBuV/m dBuV dB/m dB dB cm deg 1 5456.09 52.97 74.00 -21.03 38.64 35.92 11.10 32.69 158 109 PEAK	Blank
Avg	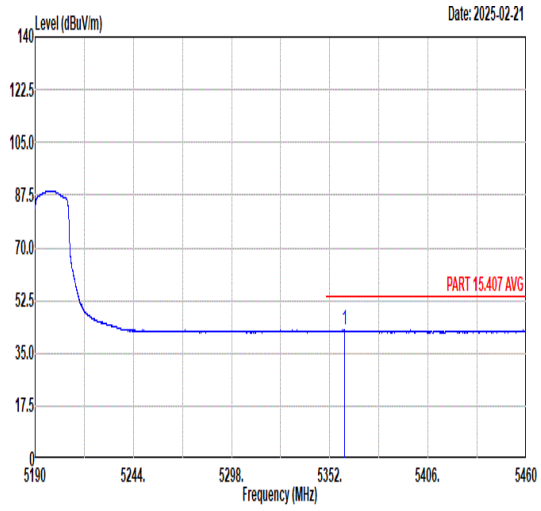 Freq Level Limit Line Margin (dB) Read Level Ant Factor Cable Loss Preamp Factor APos TPos Remark MHz dBuV/m dBuV/m dBuV dB/m dB dB cm deg 1 5359.97 42.77 54.00 -11.23 28.42 36.08 10.94 32.67 158 109 AVERAGE	Blank

Mode	19	
	Band Edge - L	
	U-NII-1_5.15-5.25_802.11n HT40_CH38_5190MHz	
ANT	1+2	
Pol.	Vertical	Fundamental
Peak	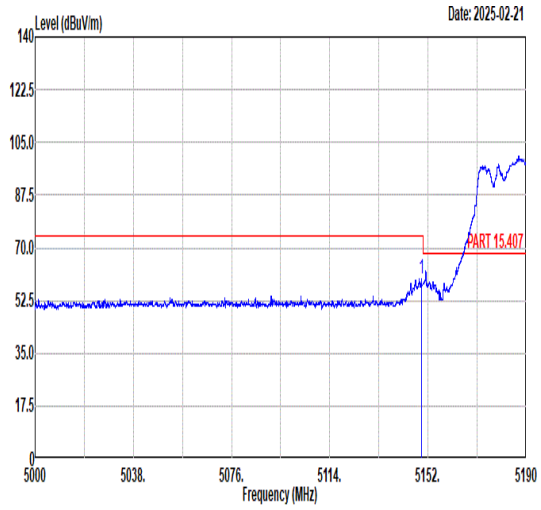 Freq Level Limit Line Margin (dB) Read Level Ant Factor Cable Loss Preamp Factor APos TPos Remark 1 5149.44 59.60 74.00 -14.40 45.44 35.70 11.09 32.63 165 174 PEAK	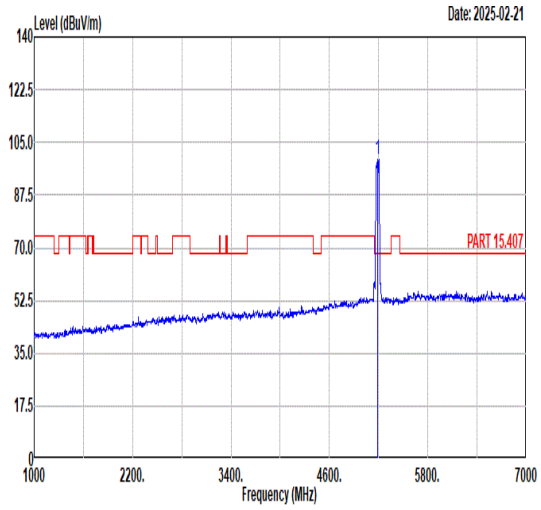 Freq Level Limit Line Margin (dB) Read Level Ant Factor Cable Loss Preamp Factor APos TPos Remark 1 5190.00 99.56 ------ ------ 85.36 35.78 11.06 32.64 165 174 PEAK
Avg	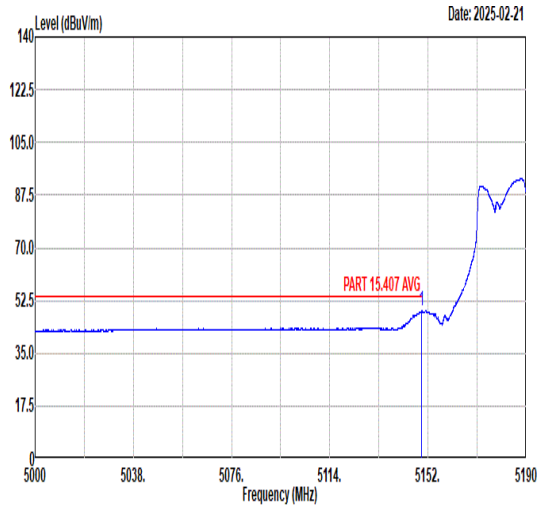 Freq Level Limit Line Margin (dB) Read Level Ant Factor Cable Loss Preamp Factor APos TPos Remark 1 5149.63 48.91 54.00 -5.09 34.75 35.70 11.09 32.63 165 174 AVERAGE	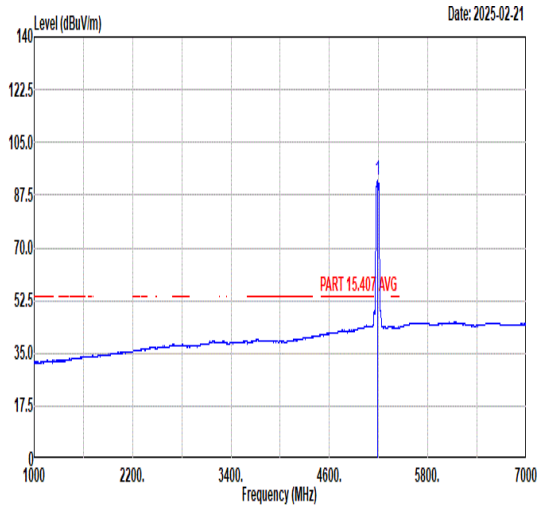 Freq Level Limit Line Margin (dB) Read Level Ant Factor Cable Loss Preamp Factor APos TPos Remark 1 5190.00 92.70 ------ ------ 78.50 35.77 11.07 32.64 165 174 AVERAGE

Mode	19	
	Band Edge - R	
	U-NII-1_5.15-5.25_802.11n HT40_CH38_5190MHz	
ANT	1+2	
Pol.	Vertical	Fundamental
Peak	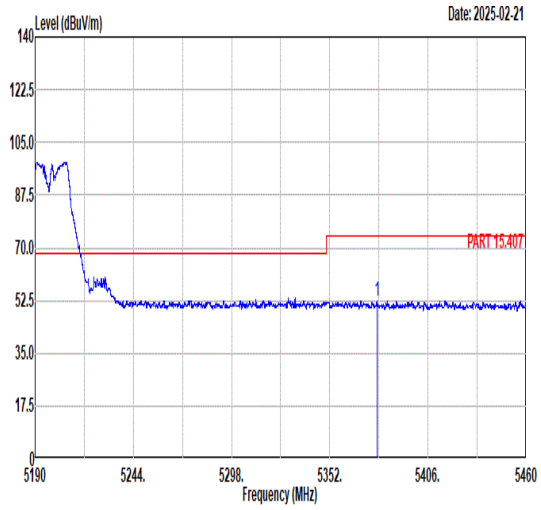 Freq Level Limit Line Margin (dB) Read Level Ant Factor Cable Loss Preamp Factor APos TPos Remark MHz dBuV/m dBuV/m dBuV dB/m dB dB cm deg 1 5378.06 52.40 74.00 -21.60 38.12 36.04 10.92 32.68 165 174 PEAK	Blank
Avg	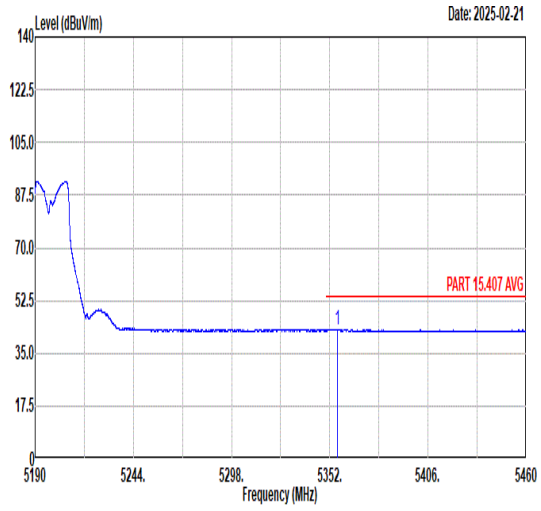 Freq Level Limit Line Margin (dB) Read Level Ant Factor Cable Loss Preamp Factor APos TPos Remark MHz dBuV/m dBuV/m dBuV dB/m dB dB cm deg 1 5356.19 42.84 54.00 -11.16 28.48 36.09 10.94 32.67 165 174 AVERAGE	Blank

Mode	19	
	Harmonic	
	U-NII-1_5.15-5.25_802.11n HT40_CH38_5190MHz	
ANT	1+2	
Pol.	Horizontal	Vertical
Peak Avg	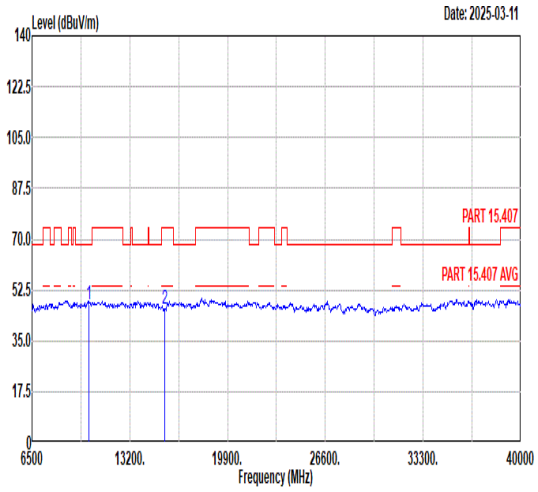 Freq Level Limit Line Margin Read Level Ant Factor Cable Loss Preamp Factor APos TPos Remark MHz dBuV/m dBuV/m dB dBuV dB/m dB dB cm deg 1 10380.00 47.75 68.30 -20.55 46.91 38.10 14.16 51.42 --- --- Peak 2 15570.00 46.04 74.00 -27.96 40.82 40.60 16.87 52.25 --- --- Peak	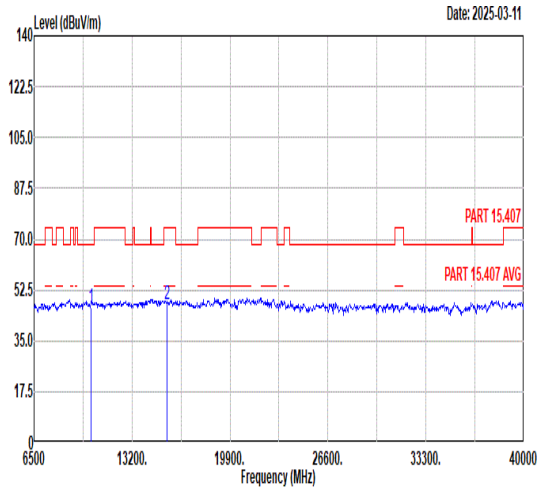 Freq Level Limit Line Margin Read Level Ant Factor Cable Loss Preamp Factor APos TPos Remark MHz dBuV/m dBuV/m dB dBuV dB/m dB dB cm deg 1 10380.00 46.72 68.30 -21.58 45.88 38.10 14.16 51.42 --- --- Peak 2 15570.00 47.48 74.00 -26.52 42.26 40.60 16.87 52.25 --- --- Peak

Mode	20	
	Band Edge - L	
	U-NII-1_5.15-5.25_802.11n HT40_CH46_5230MHz	
ANT	1+2	
Pol.	Horizontal	Fundamental
Peak	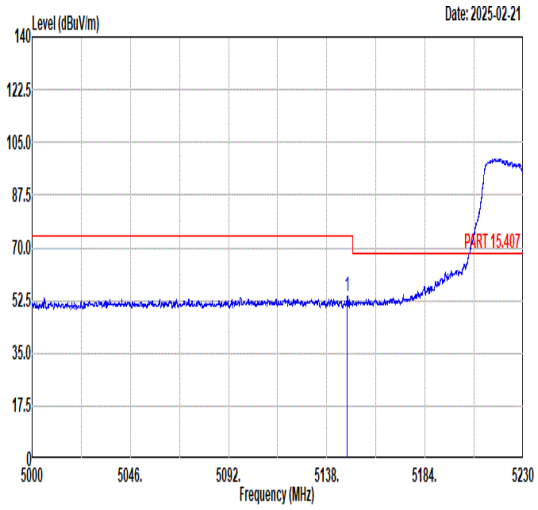 Freq Level Limit Line Margin (dB) Read Level Ant Factor Cable Loss Preamp Factor APos TPos Remark MHz dBuV/m dBuV/m dBuV dB/m dB dB cm deg 1 5147.55 53.91 74.00 -20.09 39.75 35.70 11.09 32.63 155 109 PEAK	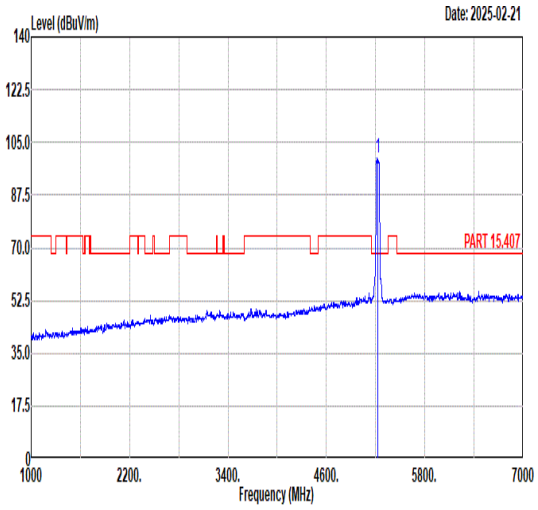 Freq Level Limit Line Margin (dB) Read Level Ant Factor Cable Loss Preamp Factor APos TPos Remark MHz dBuV/m dBuV/m dBuV dB/m dB dB cm deg 1 5230.00 99.76 ------ ------ 85.55 35.80 11.05 32.64 155 109 PEAK
Avg	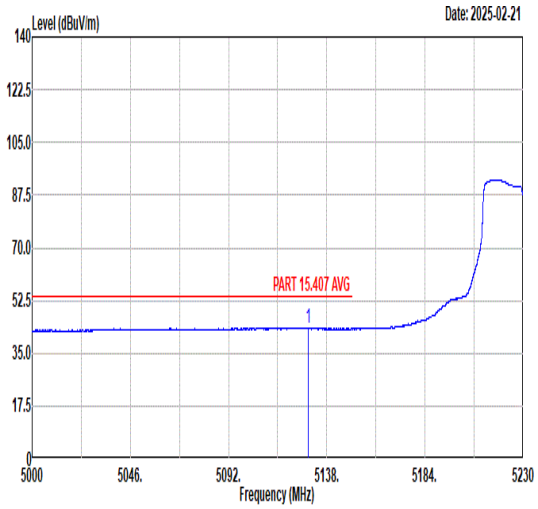 Freq Level Limit Line Margin (dB) Read Level Ant Factor Cable Loss Preamp Factor APos TPos Remark MHz dBuV/m dBuV/m dBuV dB/m dB dB cm deg 1 5129.40 43.45 54.00 -10.55 29.24 35.74 11.10 32.63 155 109 AVERAGE	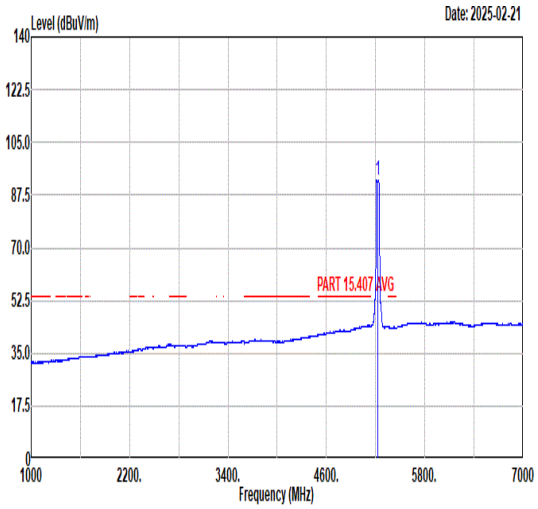 Freq Level Limit Line Margin (dB) Read Level Ant Factor Cable Loss Preamp Factor APos TPos Remark MHz dBuV/m dBuV/m dBuV dB/m dB dB cm deg 1 5230.00 92.58 ------ ------ 78.37 35.80 11.05 32.64 155 109 AVERAGE

Mode	20	
	Band Edge - R	
	U-NII-1_5.15-5.25_802.11n HT40_CH46_5230MHz	
ANT	1+2	
Pol.	Horizontal	Fundamental
Peak	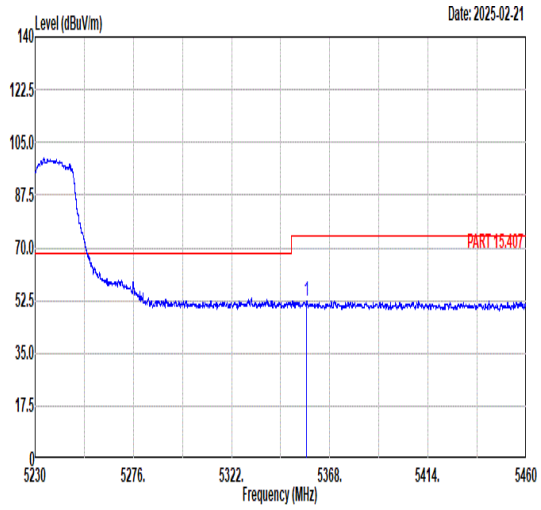 Freq Level Limit Line Margin (dB) Read Level Ant Factor Cable Loss Preamp Factor APos TPos Remark MHz dBuV/m dBuV/m dBuV dB/m dB dB cm deg 1 5357.24 52.56 74.00 -21.44 38.20 36.09 10.94 32.67 155 109 PEAK	Blank
Avg	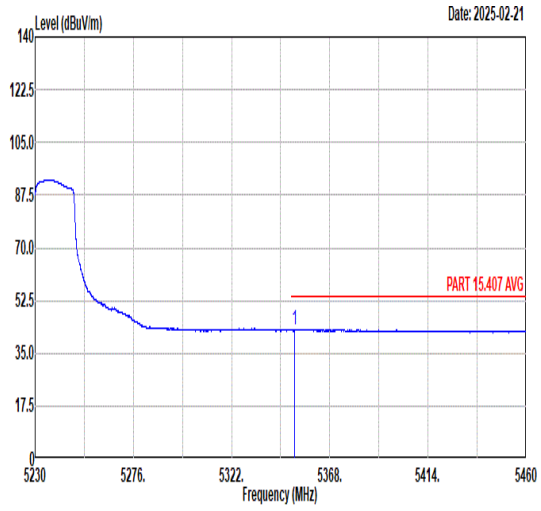 Freq Level Limit Line Margin (dB) Read Level Ant Factor Cable Loss Preamp Factor APos TPos Remark MHz dBuV/m dBuV/m dBuV dB/m dB dB cm deg 1 5351.56 42.93 54.00 -11.07 28.56 36.10 10.94 32.67 155 109 AVERAGE	Blank

Mode	20	
	Band Edge - L	
	U-NII-1_5.15-5.25_802.11n HT40_CH46_5230MHz	
ANT	1+2	
Pol.	Vertical	Fundamental
Peak	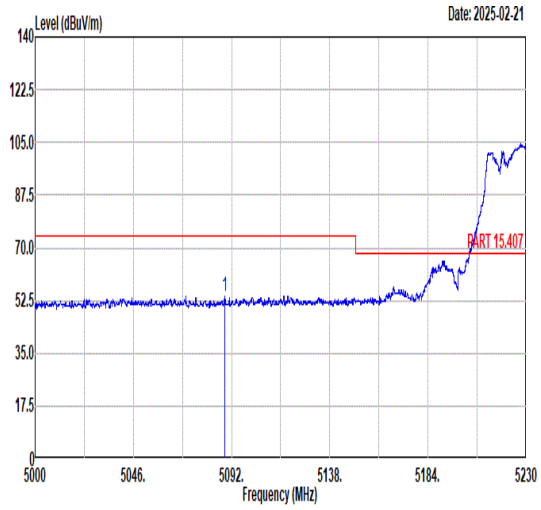 Freq Level Limit Line Margin (dB) Read Level Ant Factor Cable Loss Preamp Factor APos TPos Remark 1 5088.90 53.97 74.00 -20.03 39.67 35.80 11.12 32.62 162 176 PEAK	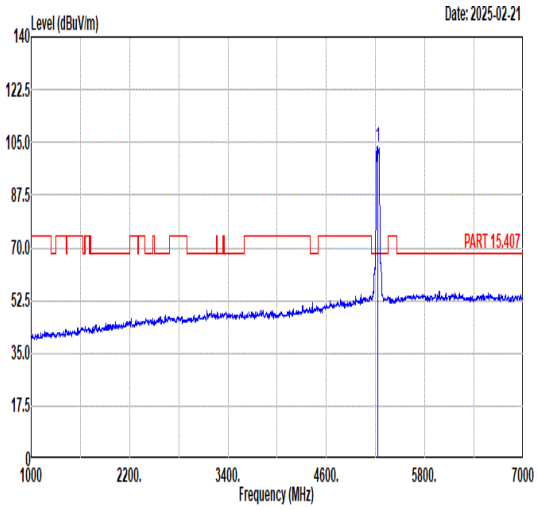 Freq Level Limit Line Margin (dB) Read Level Ant Factor Cable Loss Preamp Factor APos TPos Remark 1 5230.00 103.81 ------ ------ 89.62 35.80 11.04 32.65 162 176 PEAK
Avg	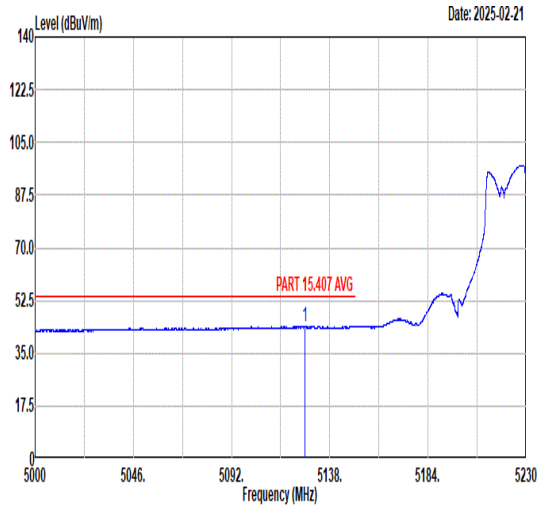 Freq Level Limit Line Margin (dB) Read Level Ant Factor Cable Loss Preamp Factor APos TPos Remark 1 5126.18 43.88 54.00 -10.12 29.66 35.75 11.10 32.63 162 176 AVERAGE	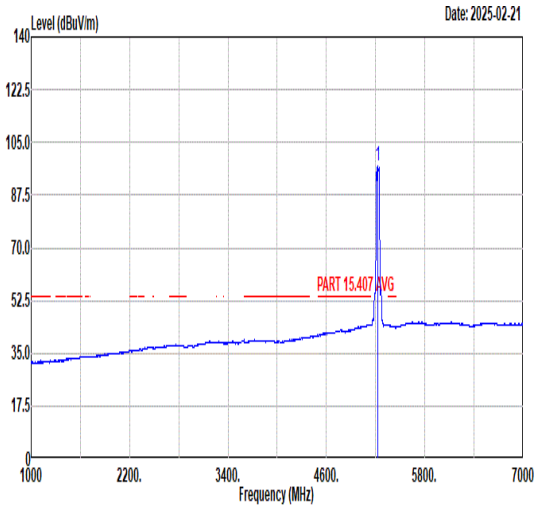 Freq Level Limit Line Margin (dB) Read Level Ant Factor Cable Loss Preamp Factor APos TPos Remark 1 5230.00 97.29 ------ ------ 83.10 35.80 11.04 32.65 162 176 AVERAGE

Mode	20	
	Band Edge - R	
	U-NII-1_5.15-5.25_802.11n HT40_CH46_5230MHz	
ANT	1+2	
Pol.	Vertical	Fundamental
Peak	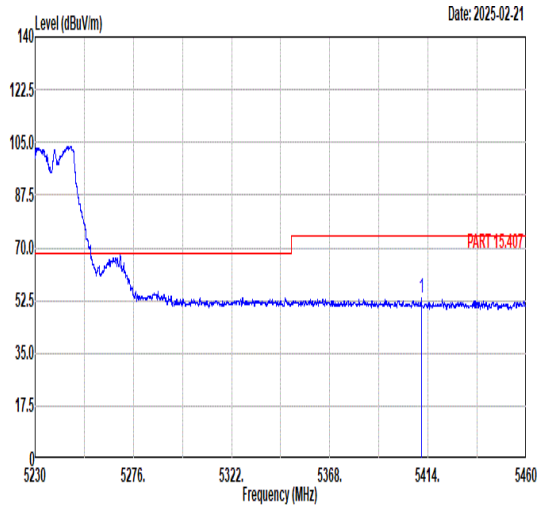 Freq Level Limit Line Margin (dB) Read Level Ant Factor Cable Loss Preamp Factor APos TPos Remark MHz dBuV/m dBuV/m dBuV dB/m dB dB cm deg 1 5410.90 53.27 74.00 -20.73 39.05 35.98 10.92 32.68 162 176 PEAK	Blank
Avg	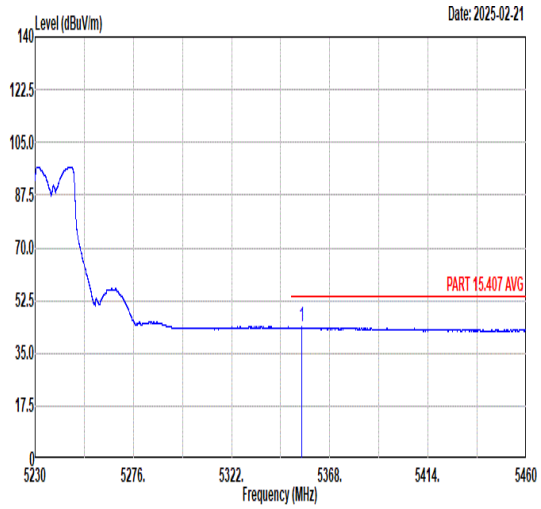 Freq Level Limit Line Margin (dB) Read Level Ant Factor Cable Loss Preamp Factor APos TPos Remark MHz dBuV/m dBuV/m dBuV dB/m dB dB cm deg 1 5354.80 43.65 54.00 -10.35 29.29 36.09 10.94 32.67 162 176 AVERAGE	Blank

Mode	21	
	Band Edge - L	
	U-NII-2A_5.25-5.35_802.11n HT40_CH54_5270MHz	
ANT	1+2	
Pol.	Horizontal	Fundamental
Peak	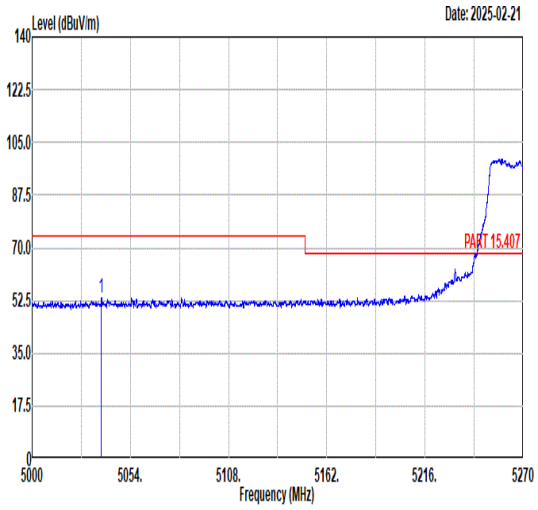 Freq Level Limit Line Margin (dB) Read Level Ant Factor Cable Loss Preamp Factor APos TPos Remark MHz dBuV/m dBuV/m dBuV dB/m dB dB cm deg 1 5037.94 53.31 74.00 -20.69 38.97 35.80 11.15 32.61 163 110 PEAK	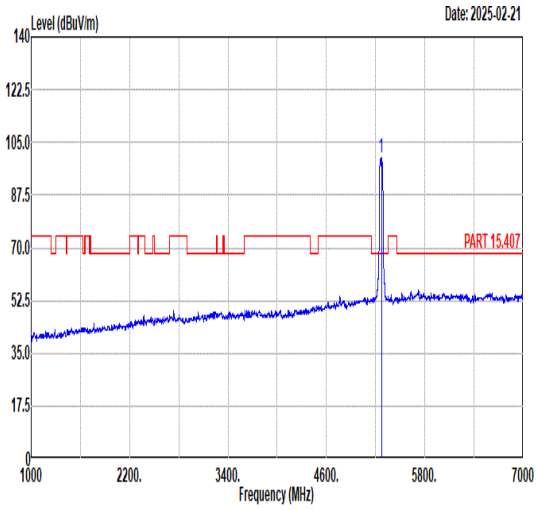 Freq Level Limit Line Margin (dB) Read Level Ant Factor Cable Loss Preamp Factor APos TPos Remark MHz dBuV/m dBuV/m dBuV dB/m dB dB cm deg 1 5270.00 99.85 ------ ------ 85.69 35.80 11.01 32.65 163 109 PEAK
Avg	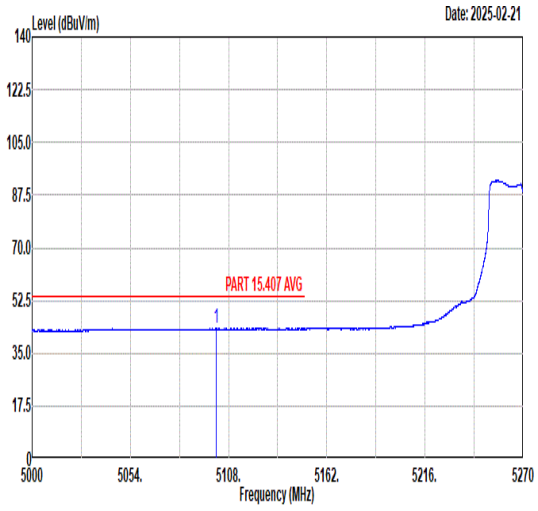 Freq Level Limit Line Margin (dB) Read Level Ant Factor Cable Loss Preamp Factor APos TPos Remark MHz dBuV/m dBuV/m dBuV dB/m dB dB cm deg 1 5101.14 43.32 54.00 -10.68 29.03 35.80 11.11 32.62 163 109 AVERAGE	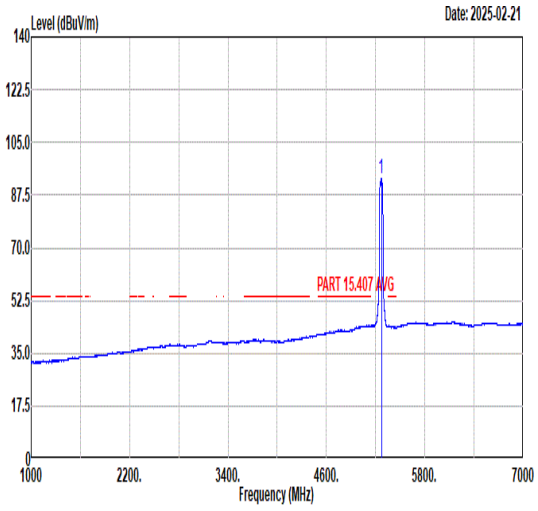 Freq Level Limit Line Margin (dB) Read Level Ant Factor Cable Loss Preamp Factor APos TPos Remark MHz dBuV/m dBuV/m dBuV dB/m dB dB cm deg 1 5270.00 92.87 ------ ------ 78.71 35.80 11.01 32.65 163 109 AVERAGE

Mode	21	
	Band Edge - R	
	U-NII-2A_5.25-5.35_802.11n HT40_CH54_5270MHz	
ANT	1+2	
Pol.	Horizontal	Fundamental
Peak	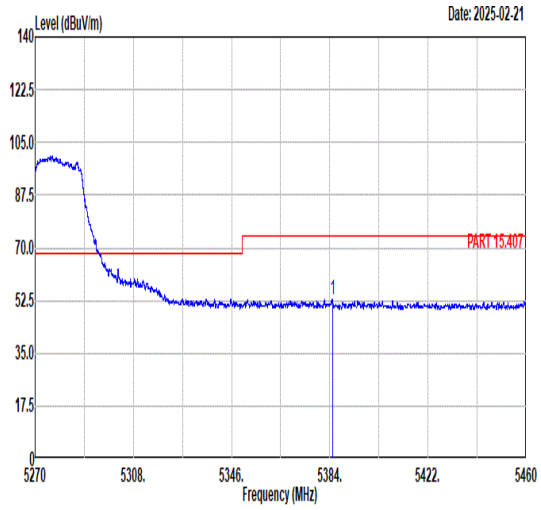 Freq Level Limit Line Margin (dB) Read Level Ant Factor Cable Loss Preamp Factor APos TPos Remark MHz dBuV/m dBuV/m dBuV dB/m dB dB cm deg 1 5385.05 52.95 74.00 -21.05 38.68 36.03 10.92 32.68 163 109 PEAK	Blank
Avg	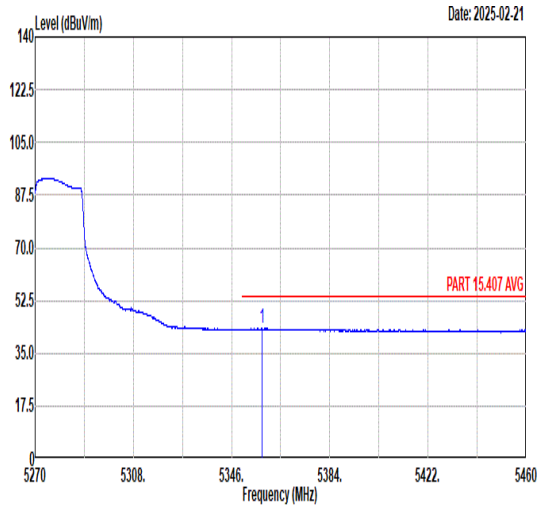 Freq Level Limit Line Margin (dB) Read Level Ant Factor Cable Loss Preamp Factor APos TPos Remark MHz dBuV/m dBuV/m dBuV dB/m dB dB cm deg 1 5357.69 43.33 54.00 -10.67 28.98 36.08 10.94 32.67 163 109 AVERAGE	Blank

Mode	21	
	Band Edge - L	
	U-NII-2A_5.25-5.35_802.11n HT40_CH54_5270MHz	
ANT	1+2	
Pol.	Vertical	Fundamental
Peak	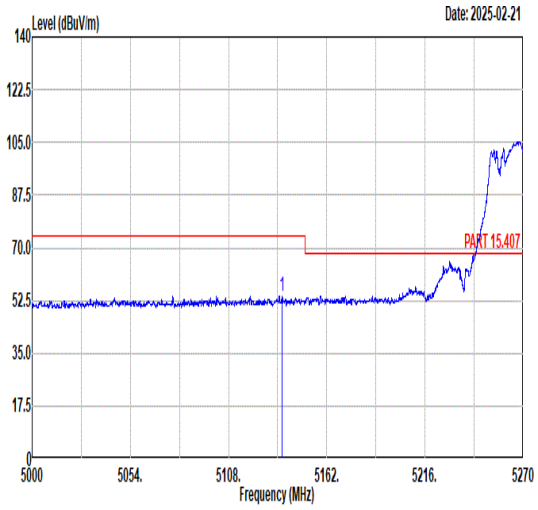 Freq Level Limit Line Margin (dB) Read Level Ant Factor Cable Loss Preamp Factor APos TPos Remark MHz dBuV/m dBuV/m dBuV dB/m dB dB cm deg 1 5137.59 53.82 74.00 -20.18 39.64 35.72 11.09 32.63 160 175 PEAK	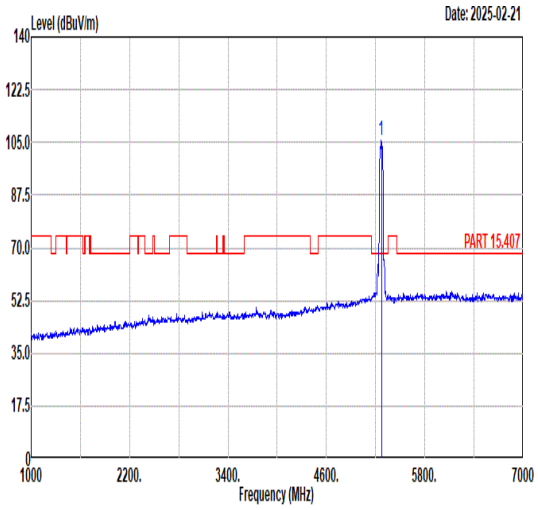 Freq Level Limit Line Margin (dB) Read Level Ant Factor Cable Loss Preamp Factor APos TPos Remark MHz dBuV/m dBuV/m dBuV dB/m dB dB cm deg 1 5270.00 105.75 ------ ------ 91.59 35.80 11.01 32.65 160 175 PEAK
Avg	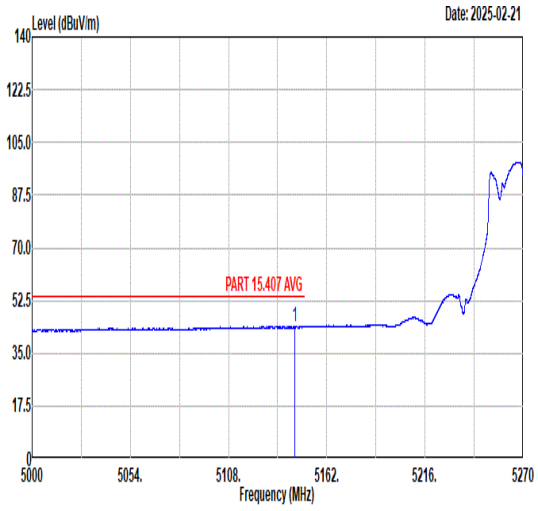 Freq Level Limit Line Margin (dB) Read Level Ant Factor Cable Loss Preamp Factor APos TPos Remark MHz dBuV/m dBuV/m dBuV dB/m dB dB cm deg 1 5144.34 43.91 54.00 -10.09 29.74 35.71 11.09 32.63 160 175 AVERAGE	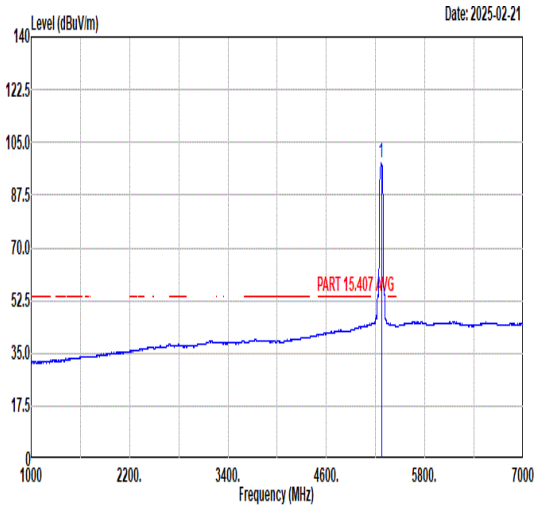 Freq Level Limit Line Margin (dB) Read Level Ant Factor Cable Loss Preamp Factor APos TPos Remark MHz dBuV/m dBuV/m dBuV dB/m dB dB cm deg 1 5270.00 98.21 ------ ------ 84.05 35.80 11.01 32.65 160 175 AVERAGE

Mode	21	
	Band Edge - R	
	U-NII-2A_5.25-5.35_802.11n HT40_CH54_5270MHz	
ANT	1+2	
Pol.	Vertical	Fundamental
Peak	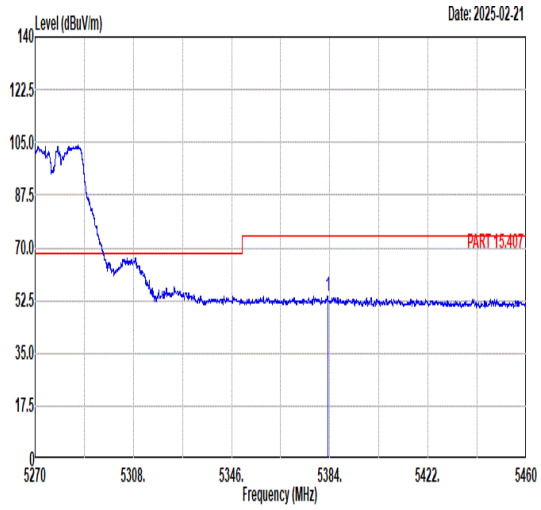 Freq Level Limit Line Margin (dB) Read Level Ant Factor Cable Loss Preamp Factor APos TPos Remark MHz dBuV/m dBuV/m dBuV dB/m dB dB cm deg 1 5383.15 53.97 74.00 -20.03 39.70 36.03 10.92 32.68 160 175 PEAK	Blank
Avg	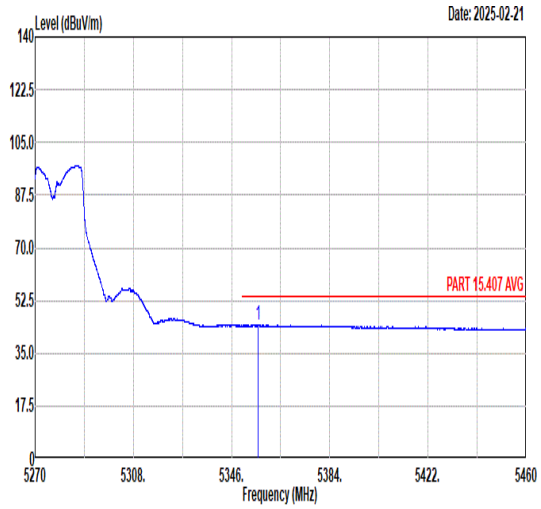 Freq Level Limit Line Margin (dB) Read Level Ant Factor Cable Loss Preamp Factor APos TPos Remark MHz dBuV/m dBuV/m dBuV dB/m dB dB cm deg 1 5356.37 44.37 54.00 -9.63 30.01 36.09 10.94 32.67 160 175 AVERAGE	Blank

Mode	22	
	Band Edge - L	
	U-NII-2A_5.25-5.35_802.11n HT40_CH62_5310MHz	
ANT	1+2	
Pol.	Horizontal	Fundamental
Peak	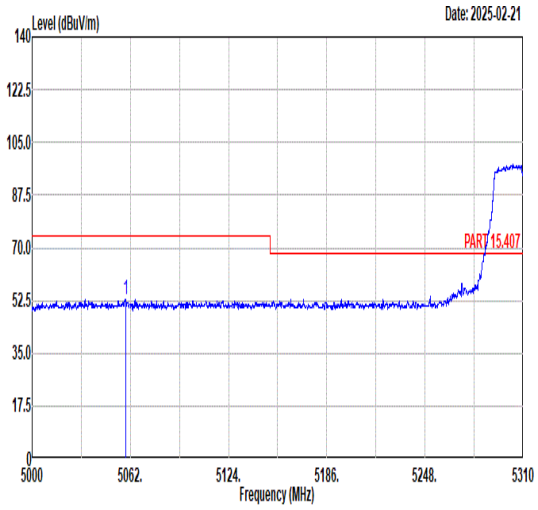 Limit Margin Read Ant Cable Preamp APos TPos Freq Level Line (dB) Level Factor Loss Factor Remark MHz dBuV/m dBuV/m dBuV dB/m dB dB cm deg 1 5059.06 53.00 74.00 -21.00 38.67 35.80 11.14 32.61 158 108 PEAK	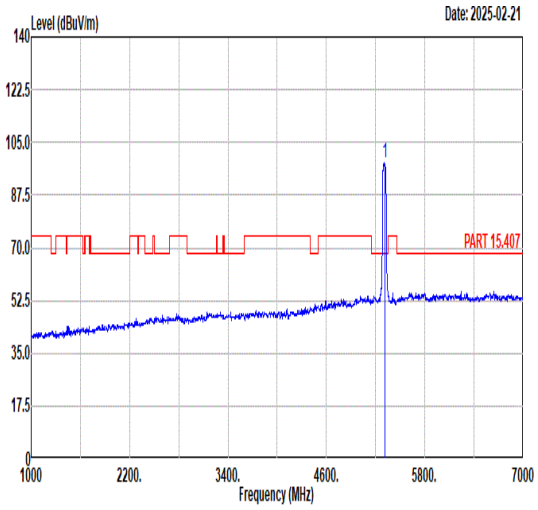 Limit Margin Read Ant Cable Preamp APos TPos Freq Level Line (dB) Level Factor Loss Factor Remark MHz dBuV/m dBuV/m dBuV dB/m dB dB cm deg 1 5310.00 98.09 ------ ------ 83.97 35.80 10.98 32.66 158 108 PEAK
Avg	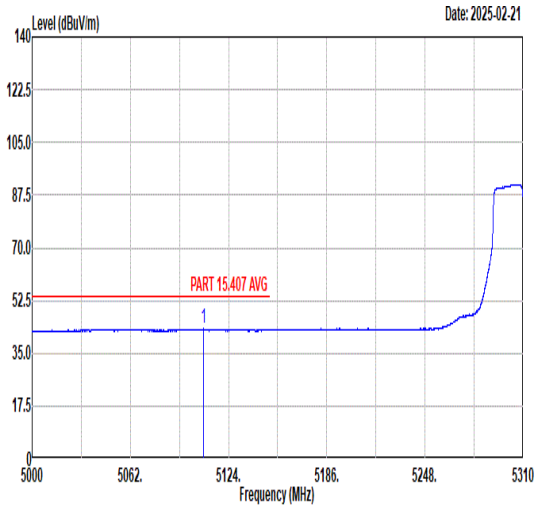 Limit Margin Read Ant Cable Preamp APos TPos Freq Level Line (dB) Level Factor Loss Factor Remark MHz dBuV/m dBuV/m dBuV dB/m dB dB cm deg 1 5108.07 43.09 54.00 -10.91 28.82 35.78 11.11 32.62 158 108 AVERAGE	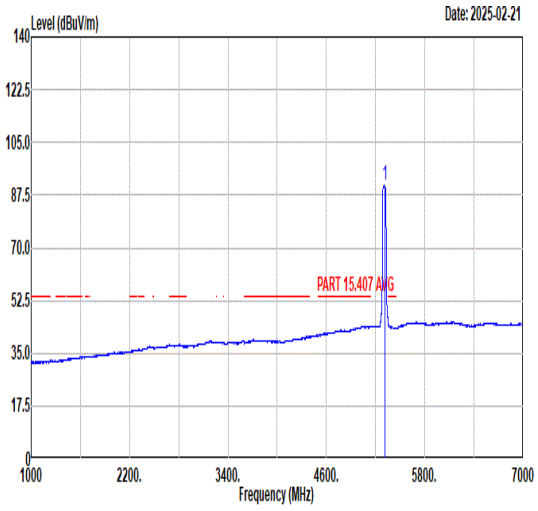 Limit Margin Read Ant Cable Preamp APos TPos Freq Level Line (dB) Level Factor Loss Factor Remark MHz dBuV/m dBuV/m dBuV dB/m dB dB cm deg 1 5310.00 90.72 ------ ------ 76.57 35.83 10.98 32.66 158 108 AVERAGE

Mode	22	
	Band Edge - R	
	U-NII-2A_5.25-5.35_802.11n HT40_CH62_5310MHz	
ANT	1+2	
Pol.	Horizontal	Fundamental
Peak	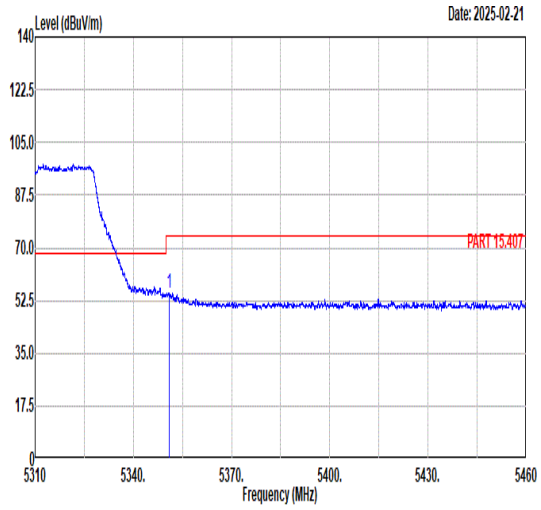 Freq Level Limit Line Margin (dB) Read Level Ant Factor Cable Loss Preamp Factor APos TPos Remark MHz dBuV/m dBuV/m dBuV dB/m dB dB cm deg 1 5350.89 55.08 74.00 -18.92 40.71 36.10 10.94 32.67 158 108 PEAK	Blank
Avg	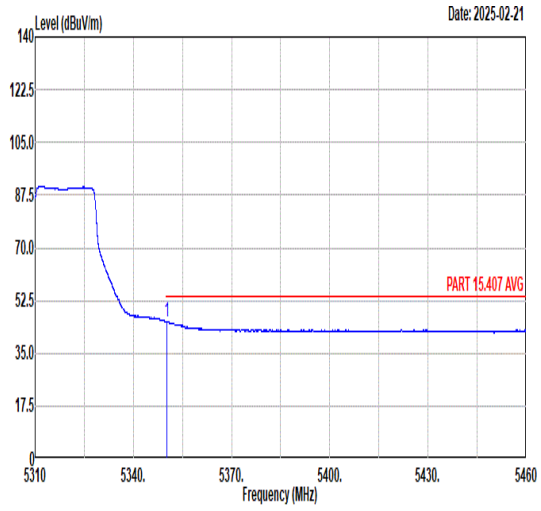 Freq Level Limit Line Margin (dB) Read Level Ant Factor Cable Loss Preamp Factor APos TPos Remark MHz dBuV/m dBuV/m dBuV dB/m dB dB cm deg 1 5350.29 45.64 54.00 -8.36 31.27 36.10 10.94 32.67 158 108 AVERAGE	Blank

Mode	22	
	Band Edge - L	
	U-NII-2A_5.25-5.35_802.11n HT40_CH62_5310MHz	
ANT	1+2	
Pol.	Vertical	Fundamental
Peak	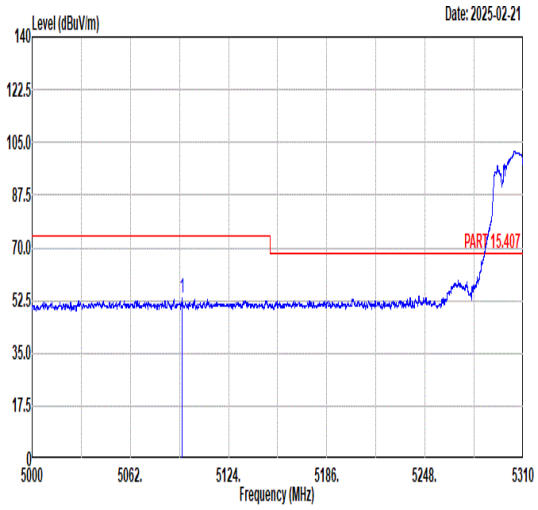 Freq Level Limit Line Margin (dB) Read Level Ant Factor Cable Loss Preamp Factor APos TPos Remark 1 5094.74 53.17 74.00 -20.83 38.87 35.80 11.12 32.62 169 176 PEAK	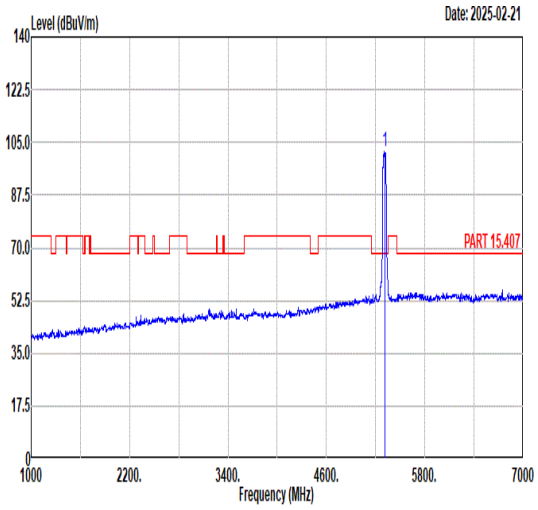 Freq Level Limit Line Margin (dB) Read Level Ant Factor Cable Loss Preamp Factor APos TPos Remark 1 5310.00 101.81 ------ ------ 87.69 35.80 10.98 32.66 169 176 PEAK
Avg	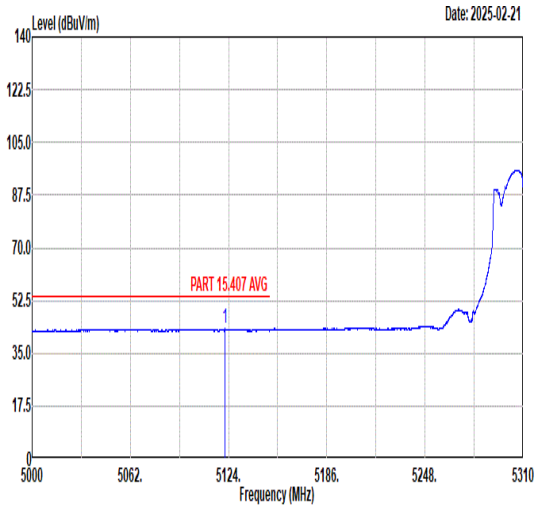 Freq Level Limit Line Margin (dB) Read Level Ant Factor Cable Loss Preamp Factor APos TPos Remark 1 5121.68 43.07 54.00 -10.93 28.83 35.76 11.10 32.62 169 176 AVERAGE	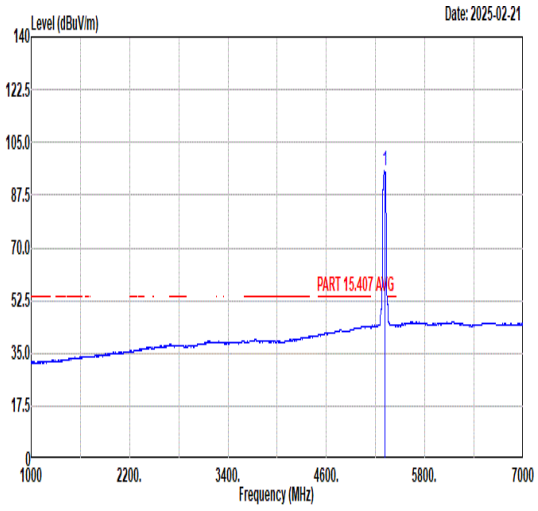 Freq Level Limit Line Margin (dB) Read Level Ant Factor Cable Loss Preamp Factor APos TPos Remark 1 5310.00 95.43 ------ ------ 81.28 35.83 10.98 32.66 169 176 AVERAGE

Mode	22	
	Band Edge - R	
	U-NII-2A_5.25-5.35_802.11n HT40_CH62_5310MHz	
ANT	1+2	
Pol.	Vertical	Fundamental
Peak	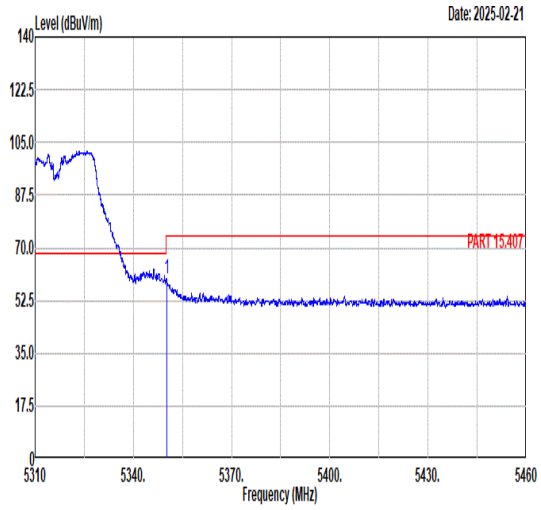 Freq Level Limit Line Margin (dB) Read Level Ant Factor Cable Loss Preamp Factor APos TPos Remark MHz dBuV/m dBuV/m dBuV dB/m dB dB cm deg 1 5350.13 59.64 74.00 -14.36 45.27 36.10 10.94 32.67 169 176 PEAK	Blank
Avg	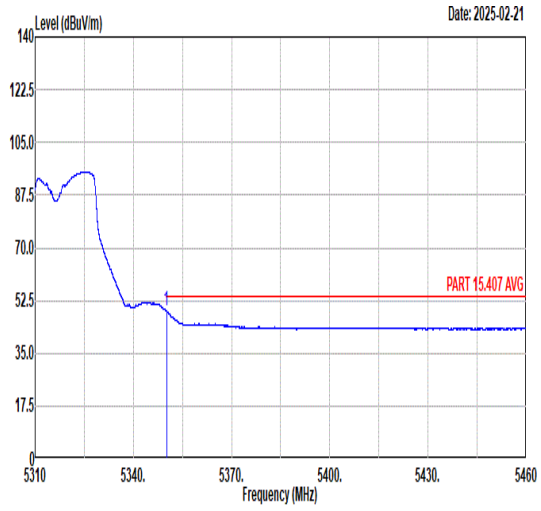 Freq Level Limit Line Margin (dB) Read Level Ant Factor Cable Loss Preamp Factor APos TPos Remark MHz dBuV/m dBuV/m dBuV dB/m dB dB cm deg 1 5350.11 48.90 54.00 -5.10 34.53 36.10 10.94 32.67 169 176 AVERAGE	Blank

Mode	23	
	Band Edge - L	
	U-NII-2C_5.47-5.725_802.11n HT40_CH102_5510MHz	
ANT	1+2	
Pol.	Horizontal	Fundamental
Peak	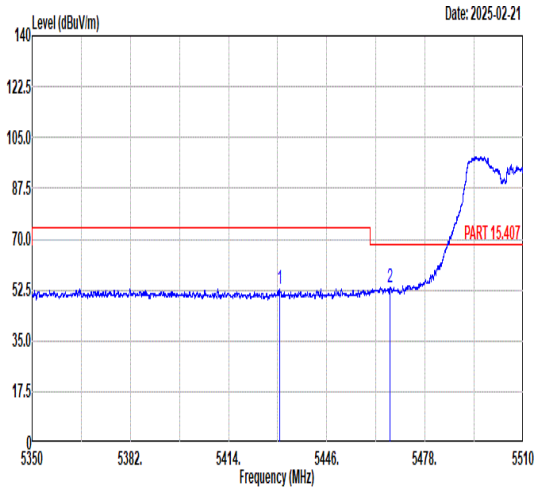 Freq Level Limit Line Margin (dB) Read Level Ant Factor Cable Loss Preamp Factor APos TPos Remark MHz dBuV/m dBuV/m dBuV dB/m dB dB cm deg 1 5430.56 52.94 74.00 -21.06 38.69 35.94 11.00 32.69 384 130 PEAK 2 5466.56 53.47 68.30 -14.83 39.04 35.97 11.15 32.69 384 130 PEAK	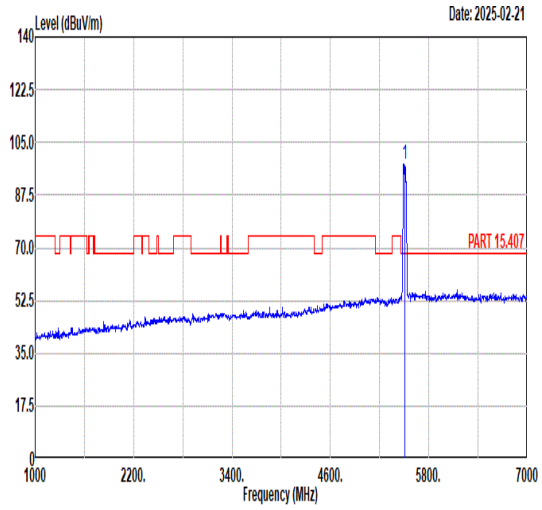 Freq Level Limit Line Margin (dB) Read Level Ant Factor Cable Loss Preamp Factor APos TPos Remark MHz dBuV/m dBuV/m dBuV dB/m dB dB cm deg 1 5510.00 97.72 ------ ------ 83.10 36.07 11.25 32.70 384 130 PEAK
Avg	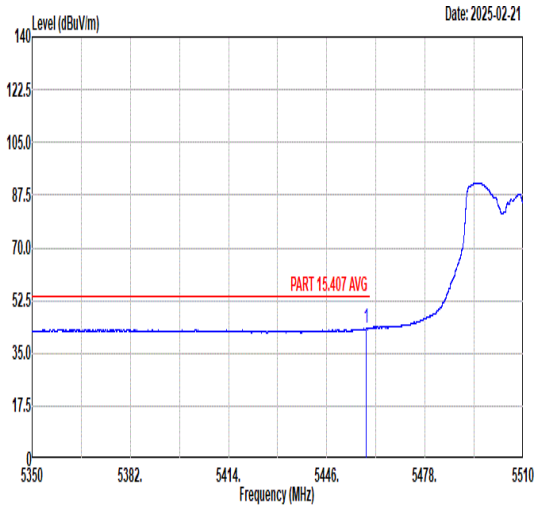 Freq Level Limit Line Margin (dB) Read Level Ant Factor Cable Loss Preamp Factor APos TPos Remark MHz dBuV/m dBuV/m dBuV dB/m dB dB cm deg 1 5458.88 43.19 54.00 -10.81 28.82 35.94 11.12 32.69 384 130 AVERAGE	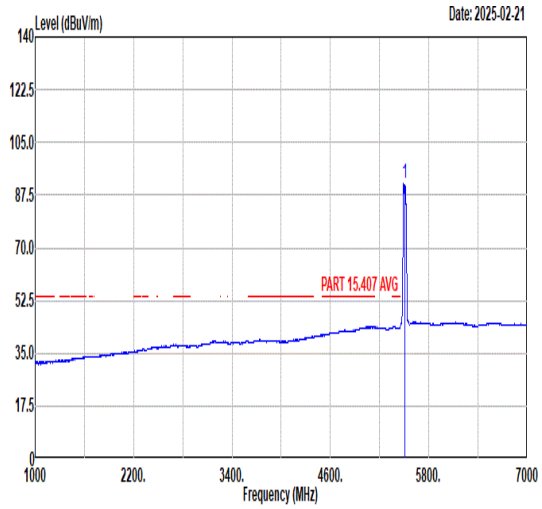 Freq Level Limit Line Margin (dB) Read Level Ant Factor Cable Loss Preamp Factor APos TPos Remark MHz dBuV/m dBuV/m dBuV dB/m dB dB cm deg 1 5510.00 91.27 ------ ------ 76.65 36.07 11.25 32.70 384 130 AVERAGE

Mode	23	
	Band Edge - R	
	U-NII-2C_5.47-5.725_802.11n HT40_CH102_5510MHz	
ANT	1+2	
Pol.	Horizontal	Fundamental
Peak	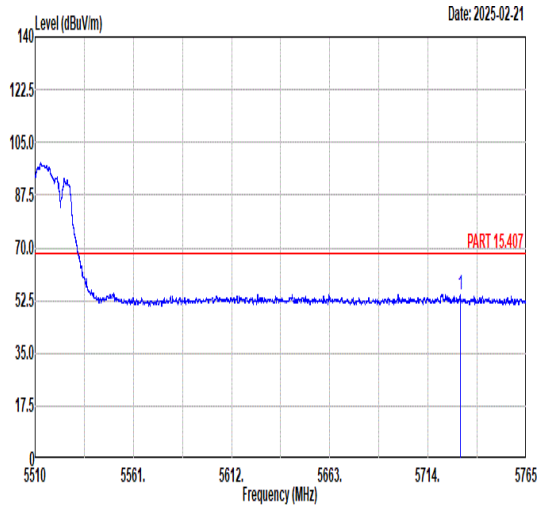 Freq Level Limit Line Margin (dB) Read Level Ant Factor Cable Loss Preamp Factor APos TPos Remark MHz dBuV/m dBuV/m dBuV dB/m dB dB cm deg 1 5730.70 54.40 68.30 -13.90 38.88 36.66 11.65 32.79 384 130 PEAK	Blank

Mode	23
	Band Edge - L
	U-NII-2C_5.47-5.725_802.11n HT40_CH102_5510MHz
ANT	1+2

Pol.	Vertical	Fundamental
Peak	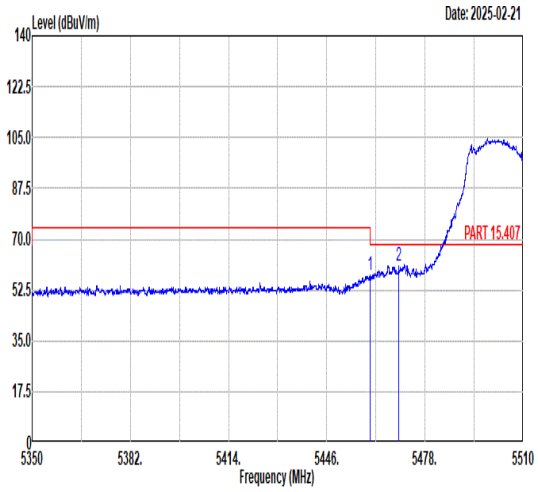 Freq Level Limit Line Margin (dB) Read Level Ant Factor Cable Loss Preamp Factor APos TPos Remark MHz dBuV/m dBuV/m dBuV dB/m dB dB cm deg 1 5460.00 57.47 68.30 -10.83 43.10 35.94 11.12 32.69 169 173 PEAK 2 5469.46 60.75 68.30 -7.55 46.30 35.98 11.16 32.69 169 173 PEAK	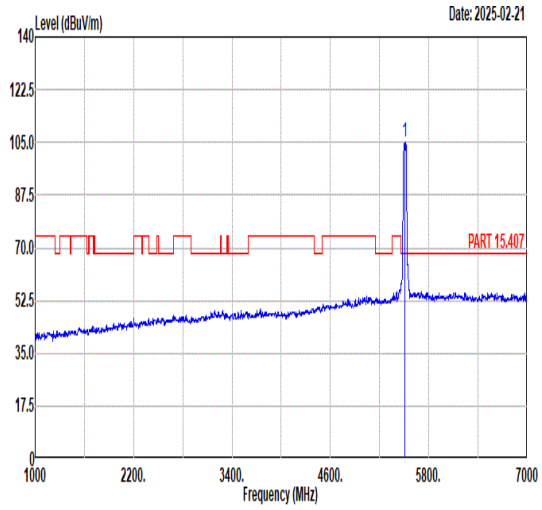 Freq Level Limit Line Margin (dB) Read Level Ant Factor Cable Loss Preamp Factor APos TPos Remark MHz dBuV/m dBuV/m dBuV dB/m dB dB cm deg 1 5510.00 105.13 ------ ------ 90.33 36.14 11.37 32.71 169 173 PEAK
Avg	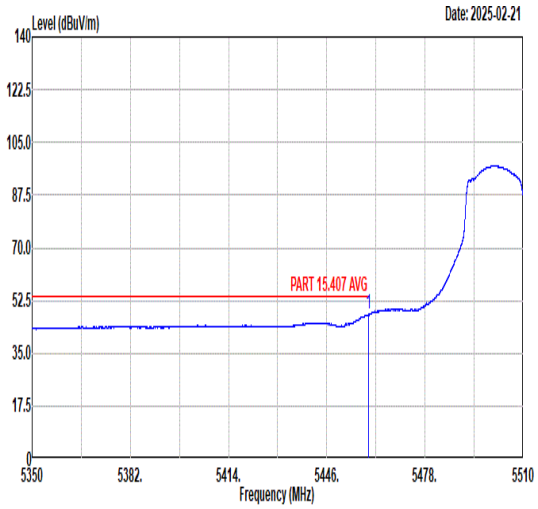 Freq Level Limit Line Margin (dB) Read Level Ant Factor Cable Loss Preamp Factor APos TPos Remark MHz dBuV/m dBuV/m dBuV dB/m dB dB cm deg 1 5459.68 48.04 54.00 -5.96 33.67 35.94 11.12 32.69 169 173 AVERAGE	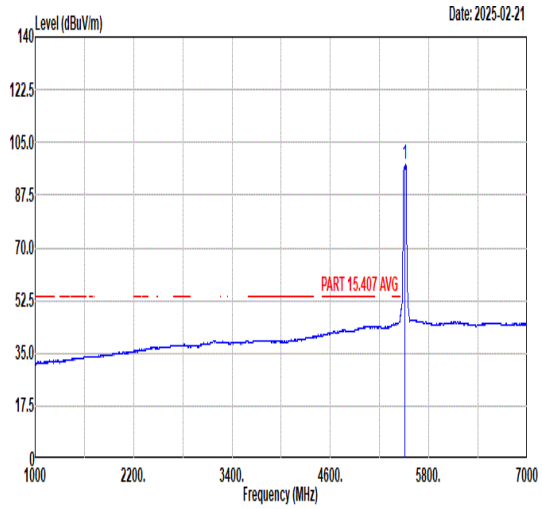 Freq Level Limit Line Margin (dB) Read Level Ant Factor Cable Loss Preamp Factor APos TPos Remark MHz dBuV/m dBuV/m dBuV dB/m dB dB cm deg 1 5510.00 97.88 ------ ------ 83.08 36.14 11.37 32.71 169 173 AVERAGE

Mode	23	
	Band Edge - R	
	U-NII-2C_5.47-5.725_802.11n HT40_CH102_5510MHz	
ANT	1+2	
Pol.	Vertical	Fundamental
Peak	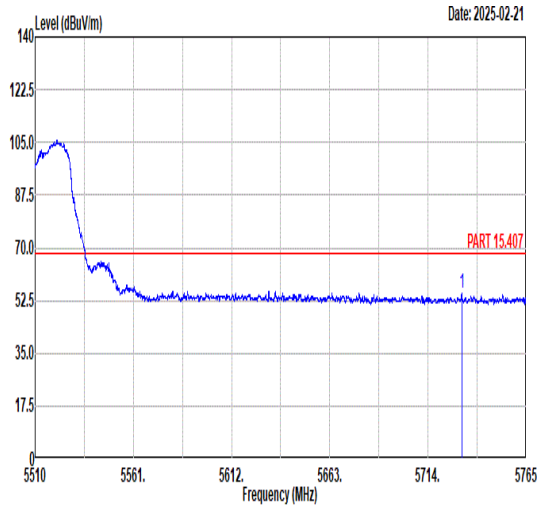 Freq Level Limit Line Margin (dB) Read Level Ant Factor Cable Loss Preamp Factor APos TPos Remark MHz dBuV/m dBuV/m dBuV dB/m dB dB cm deg 1 5731.49 54.75 68.30 -13.55 39.23 36.66 11.65 32.79 169 173 PEAK	Blank

Mode	24	
	Band Edge - L	
	U-NII-2C_5.47-5.725_802.11n HT40_CH134_5670MHz	
ANT	1+2	
Pol.	Horizontal	Fundamental
Peak	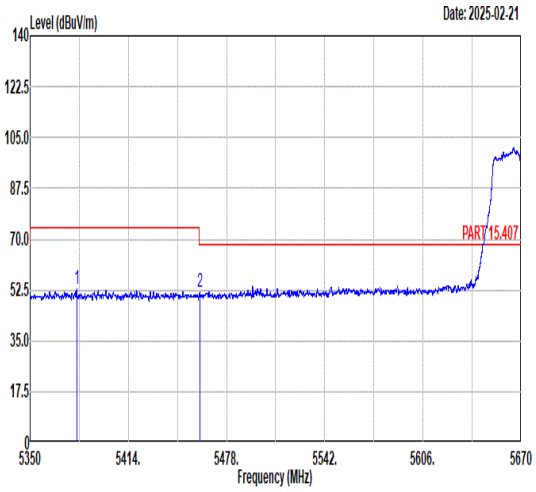 Freq Level Limit Line Margin (dB) Read Level Ant Factor Cable Loss Preamp Factor APos TPos Remark MHz dBuV/m dBuV/m dBuV dB/m dB dB cm deg 1 5380.27 52.73 74.00 -21.27 38.45 36.04 10.92 32.68 395 128 PEAK 2 5460.56 51.95 68.30 -16.35 37.58 35.94 11.12 32.69 395 128 PEAK	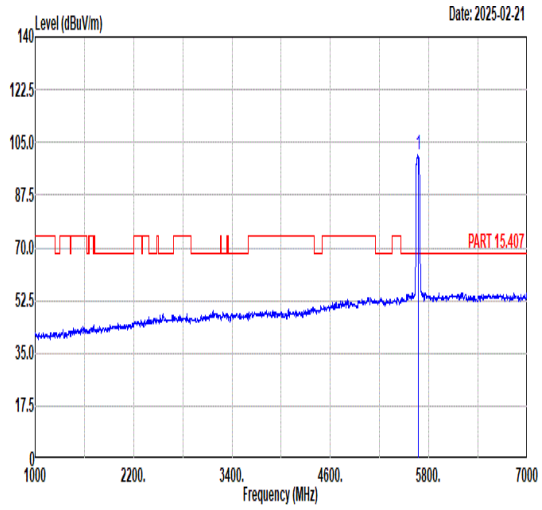 Freq Level Limit Line Margin (dB) Read Level Ant Factor Cable Loss Preamp Factor APos TPos Remark MHz dBuV/m dBuV/m dBuV dB/m dB dB cm deg 1 5670.00 101.02 ------ ------ 85.58 36.53 11.68 32.77 395 128 PEAK
Avg	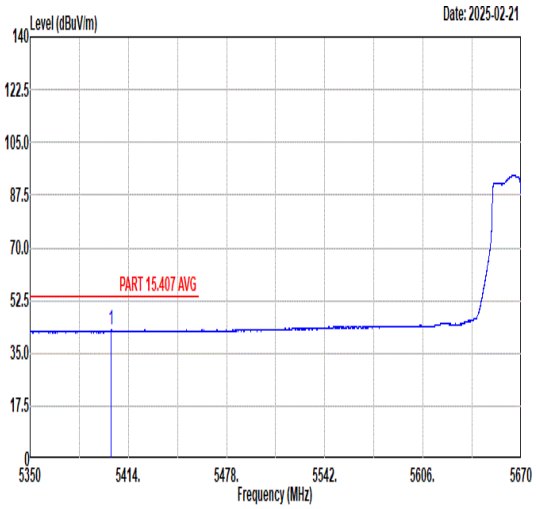 Freq Level Limit Line Margin (dB) Read Level Ant Factor Cable Loss Preamp Factor APos TPos Remark MHz dBuV/m dBuV/m dBuV dB/m dB dB cm deg 1 5402.96 42.65 54.00 -11.35 28.44 35.99 10.90 32.68 395 128 AVERAGE	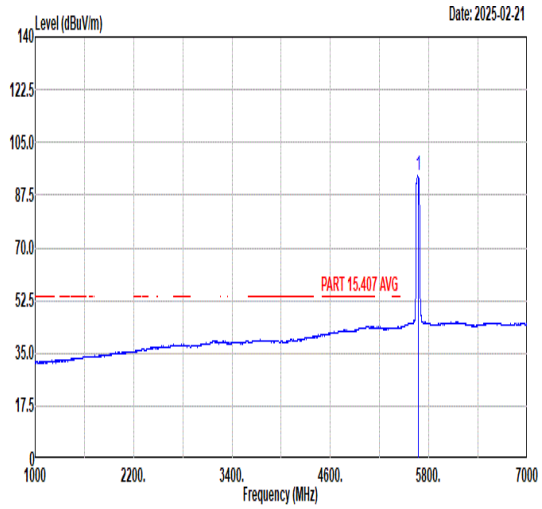 Freq Level Limit Line Margin (dB) Read Level Ant Factor Cable Loss Preamp Factor APos TPos Remark MHz dBuV/m dBuV/m dBuV dB/m dB dB cm deg 1 5670.00 93.95 ------ ------ 78.51 36.53 11.68 32.77 395 128 AVERAGE

Mode	24	
	Band Edge - R	
	U-NII-2C_5.47-5.725_802.11n HT40_CH134_5670MHz	
ANT	1+2	
Pol.	Horizontal	Fundamental
Peak	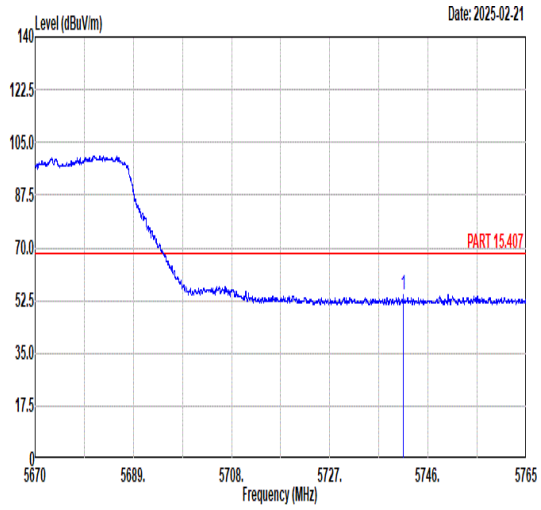 Freq Level Limit Line Margin (dB) Read Level Ant Factor Cable Loss Preamp Factor APos TPos Remark MHz dBuV/m dBuV/m dBuV dB/m dB dB cm deg 1 5741.20 54.53 68.30 -13.77 39.00 36.68 11.65 32.80 395 128 PEAK	Blank

Mode	24
	Band Edge - L
	U-NII-2C_5.47-5.725_802.11n HT40_CH134_5670MHz
ANT	1+2

Pol.	Vertical	Fundamental
Peak	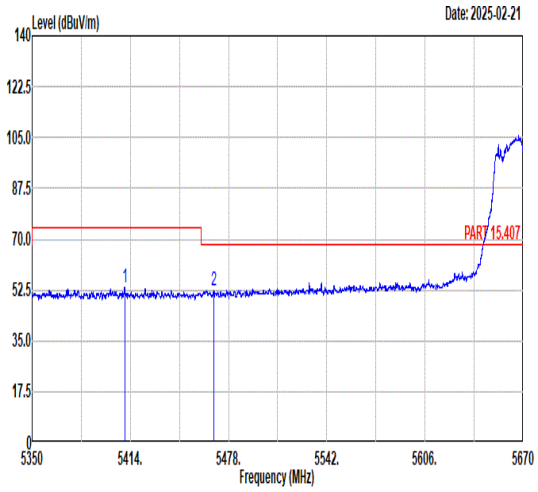 Freq Level Limit Line Margin (dB) Read Level Ant Factor Cable Loss Preamp Factor APos TPos Remark MHz dBuV/m dBuV/m dBuV dB/m dB dB cm deg 1 5410.35 53.30 74.00 -20.70 39.09 35.98 10.91 32.68 158 159 PEAK 2 5468.27 52.49 68.30 -15.81 38.06 35.97 11.15 32.69 158 159 PEAK	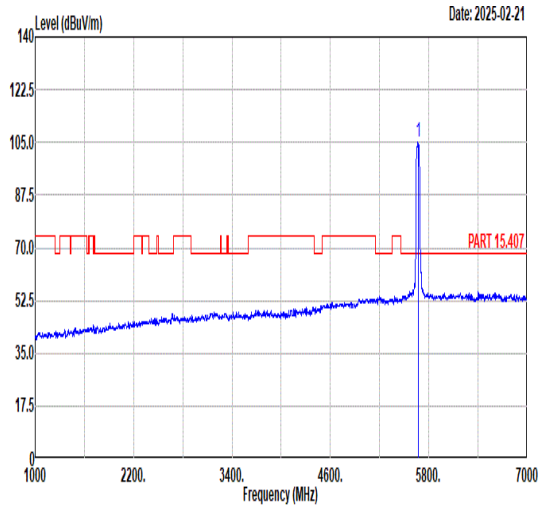 Freq Level Limit Line Margin (dB) Read Level Ant Factor Cable Loss Preamp Factor APos TPos Remark MHz dBuV/m dBuV/m dBuV dB/m dB dB cm deg 1 5670.00 105.24 ------ ------ 89.80 36.53 11.68 32.77 158 159 PEAK
Avg	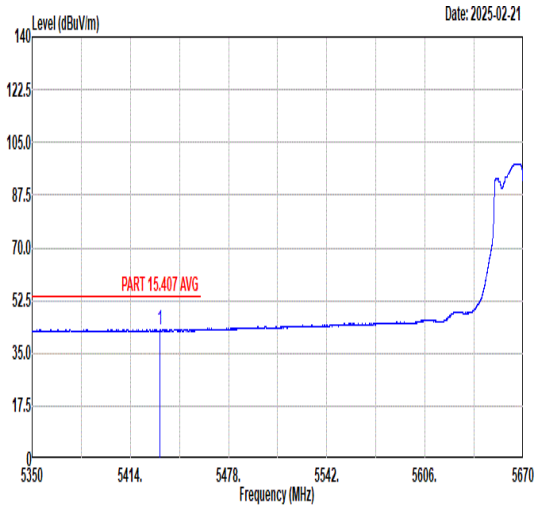 Freq Level Limit Line Margin (dB) Read Level Ant Factor Cable Loss Preamp Factor APos TPos Remark MHz dBuV/m dBuV/m dBuV dB/m dB dB cm deg 1 5433.39 42.82 54.00 -11.18 28.57 35.93 11.01 32.69 158 159 AVERAGE	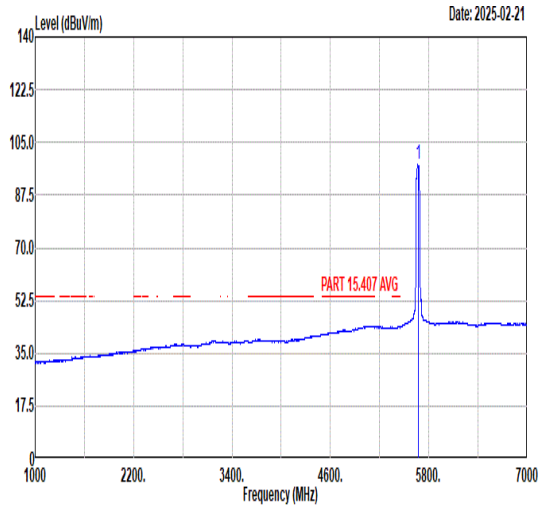 Freq Level Limit Line Margin (dB) Read Level Ant Factor Cable Loss Preamp Factor APos TPos Remark MHz dBuV/m dBuV/m dBuV dB/m dB dB cm deg 1 5670.00 97.97 ------ ------ 82.53 36.53 11.68 32.77 158 159 AVERAGE

Mode	24	
	Band Edge - R	
	U-NII-2C_5.47-5.725_802.11n HT40_CH134_5670MHz	
ANT	1+2	
Pol.	Vertical	Fundamental
Peak	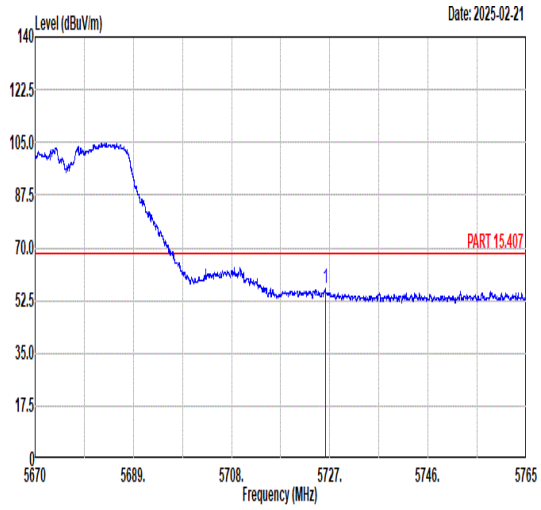 Freq Level Limit Line Margin (dB) Read Level Ant Factor Cable Loss Preamp Factor APos TPos Remark MHz dBuV/m dBuV/m dBuV dB/m dB dB cm deg 1 5726.11 56.38 68.30 -11.92 40.87 36.65 11.65 32.79 158 159 PEAK	Blank

Mode	25	
	Band Edge - L	
	U-NII-1_5.15-5.25_802.11ac VHT80_CH42_5210MHz	
ANT	1+2	
Pol.	Horizontal	Fundamental
Peak	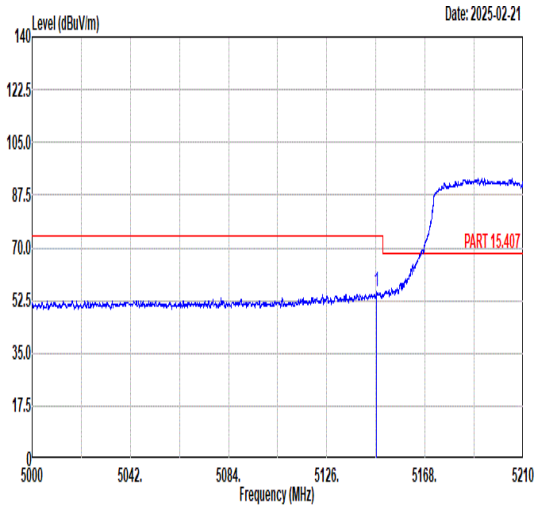 Freq Level Limit Line Margin (dB) Read Level Ant Factor Cable Loss Preamp Factor APos TPos Remark MHz dBuV/m dBuV/m dBuV dB/m dB dB cm deg 1 5147.34 55.46 74.00 -18.54 41.29 35.71 11.09 32.63 158 109 PEAK	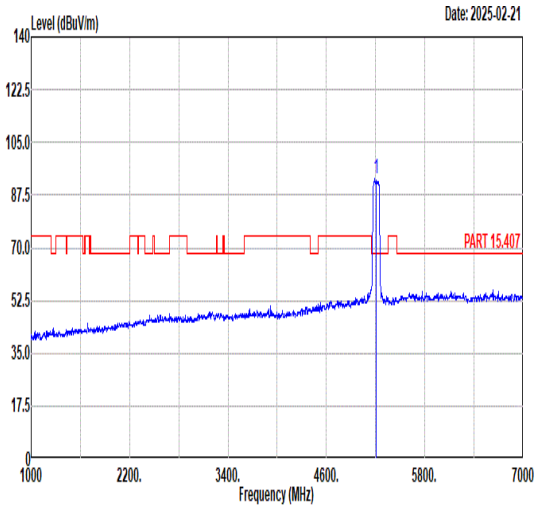 Freq Level Limit Line Margin (dB) Read Level Ant Factor Cable Loss Preamp Factor APos TPos Remark MHz dBuV/m dBuV/m dBuV dB/m dB dB cm deg 1 5210.00 92.80 ------ ------ 78.60 35.77 11.07 32.64 158 109 PEAK
Avg	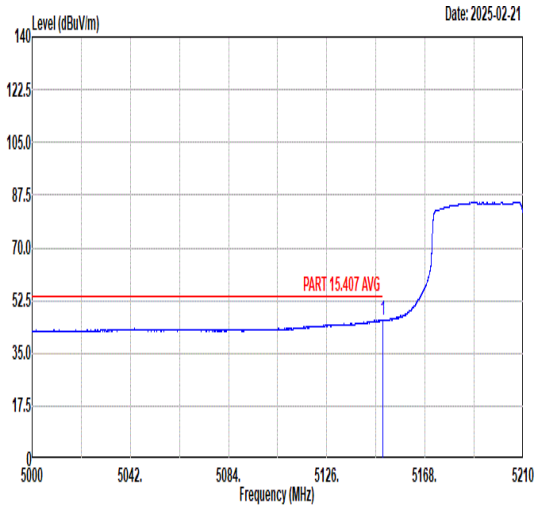 Freq Level Limit Line Margin (dB) Read Level Ant Factor Cable Loss Preamp Factor APos TPos Remark MHz dBuV/m dBuV/m dBuV dB/m dB dB cm deg 1 5149.84 46.00 54.00 -8.00 31.84 35.70 11.09 32.63 158 109 AVERAGE	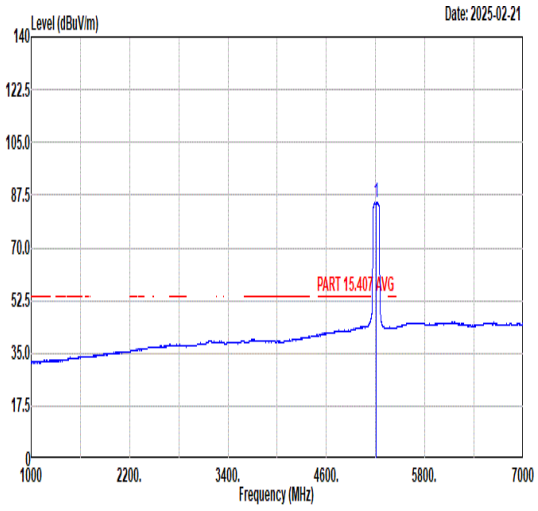 Freq Level Limit Line Margin (dB) Read Level Ant Factor Cable Loss Preamp Factor APos TPos Remark MHz dBuV/m dBuV/m dBuV dB/m dB dB cm deg 1 5210.00 85.03 ------ ------ 70.82 35.80 11.05 32.64 158 109 AVERAGE

Mode	25	
	Band Edge - R	
	U-NII-1_5.15-5.25_802.11ac VHT80_CH42_5210MHz	
ANT	1+2	
Pol.	Horizontal	Fundamental
Peak	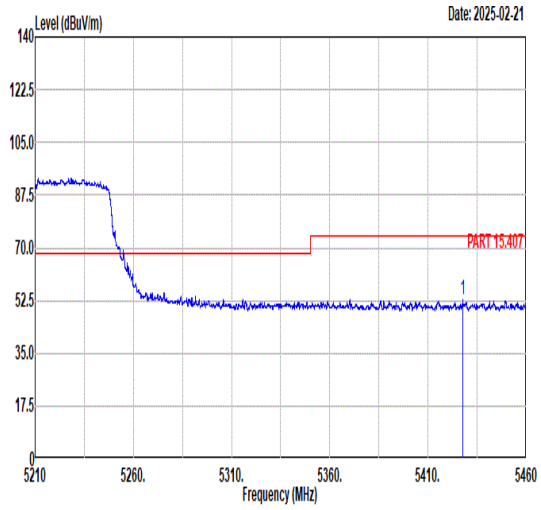 Freq Level Limit Line Margin (dB) Read Level Ant Factor Cable Loss Preamp Factor APos TPos Remark MHz dBuV/m dBuV/m dBuV dB/m dB dB cm deg 1 5427.65 52.84 74.00 -21.16 38.60 35.94 10.99 32.69 158 109 PEAK	Blank
Avg	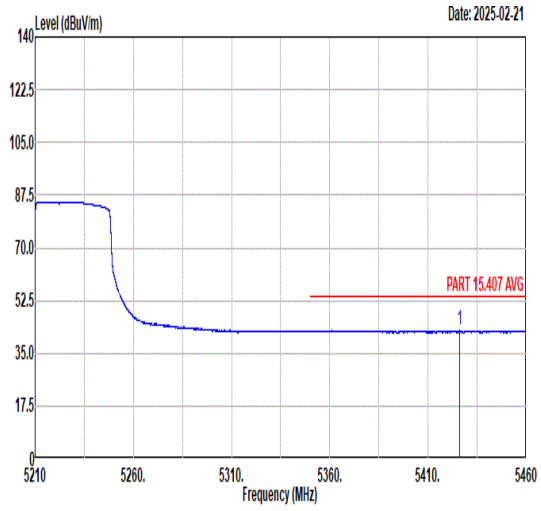 Freq Level Limit Line Margin (dB) Read Level Ant Factor Cable Loss Preamp Factor APos TPos Remark MHz dBuV/m dBuV/m dBuV dB/m dB dB cm deg 1 5426.15 42.55 54.00 -11.45 28.31 35.95 10.98 32.69 158 109 AVERAGE	Blank

Mode	25	
	Band Edge - L	
	U-NII-1_5.15-5.25_802.11ac VHT80_CH42_5210MHz	
ANT	1+2	
Pol.	Vertical	Fundamental
Peak	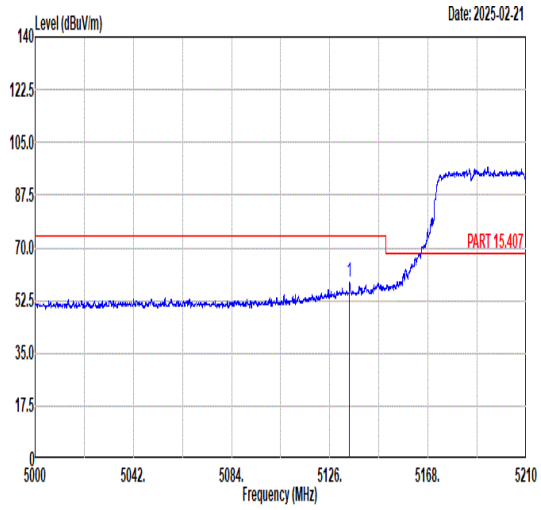 Freq Level Limit Line Margin (dB) Read Level Ant Factor Cable Loss Preamp Factor APos TPos Remark MHz dBuV/m dBuV/m dBuV dB/m dB dB cm deg 1 5134.51 58.41 74.00 -15.59 44.22 35.73 11.09 32.63 135 161 PEAK	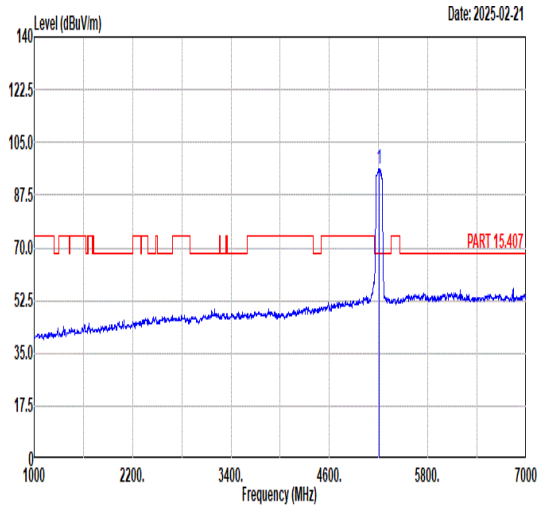 Freq Level Limit Line Margin (dB) Read Level Ant Factor Cable Loss Preamp Factor APos TPos Remark MHz dBuV/m dBuV/m dBuV dB/m dB dB cm deg 1 5210.00 96.06 ------ ------ 81.85 35.80 11.05 32.64 135 161 PEAK
Avg	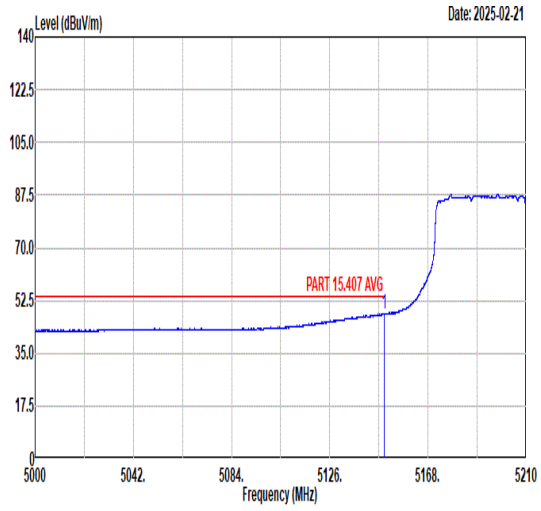 Freq Level Limit Line Margin (dB) Read Level Ant Factor Cable Loss Preamp Factor APos TPos Remark MHz dBuV/m dBuV/m dBuV dB/m dB dB cm deg 1 5149.44 48.19 54.00 -5.81 34.03 35.70 11.09 32.63 135 161 AVERAGE	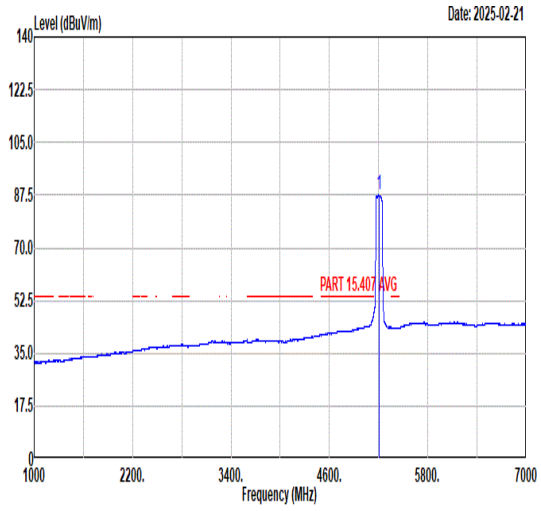 Freq Level Limit Line Margin (dB) Read Level Ant Factor Cable Loss Preamp Factor APos TPos Remark MHz dBuV/m dBuV/m dBuV dB/m dB dB cm deg 1 5210.00 87.54 ------ ------ 73.33 35.79 11.06 32.64 135 161 AVERAGE

Mode	25	
	Band Edge - R	
	U-NII-1_5.15-5.25_802.11ac VHT80_CH42_5210MHz	
ANT	1+2	
Pol.	Vertical	Fundamental
Peak	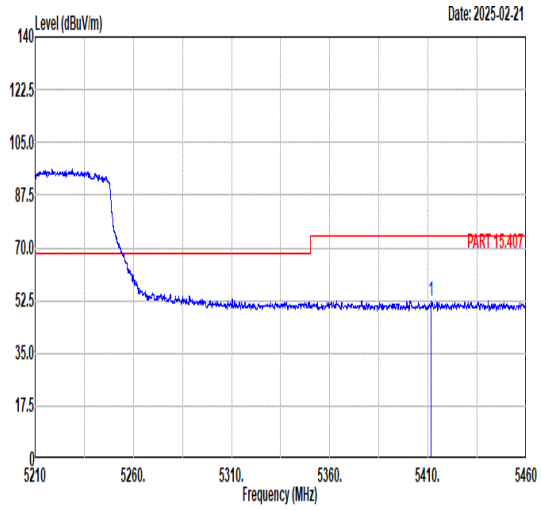 Freq Level Limit Line Margin (dB) Read Level Ant Factor Cable Loss Preamp Factor APos TPos Remark MHz dBuV/m dBuV/m dBuV dB/m dB dB cm deg 1 5411.65 52.53 74.00 -21.47 38.31 35.98 10.92 32.68 135 161 PEAK	Blank
Avg	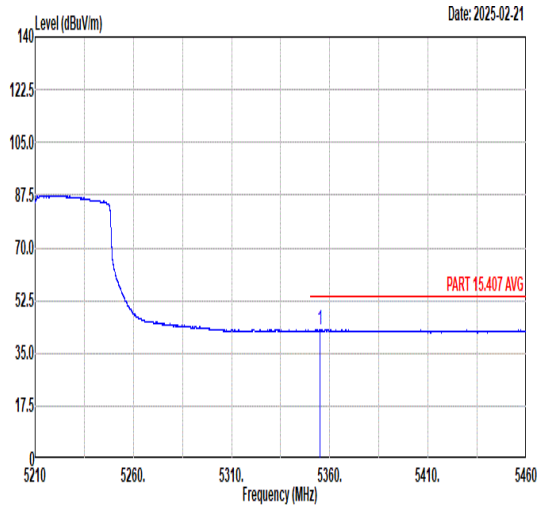 Freq Level Limit Line Margin (dB) Read Level Ant Factor Cable Loss Preamp Factor APos TPos Remark MHz dBuV/m dBuV/m dBuV dB/m dB dB cm deg 1 5354.88 42.77 54.00 -11.23 28.41 36.09 10.94 32.67 135 161 AVERAGE	Blank

Mode	26	
	Band Edge - L	
	U-NII-2A_5.25-5.35_802.11ac VHT80_CH58_5290MHz	
ANT	1+2	
Pol.	Horizontal	Fundamental
Peak	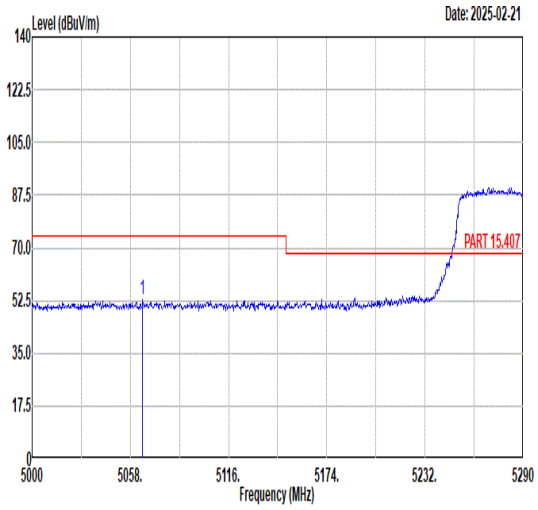 Freq Level Limit Line Margin (dB) Read Level Ant Factor Cable Loss Preamp Factor APos TPos Remark MHz dBuV/m dBuV/m dBuV dB/m dB dB cm deg 1 5065.25 52.72 74.00 -21.28 38.40 35.80 11.13 32.61 103 149 PEAK	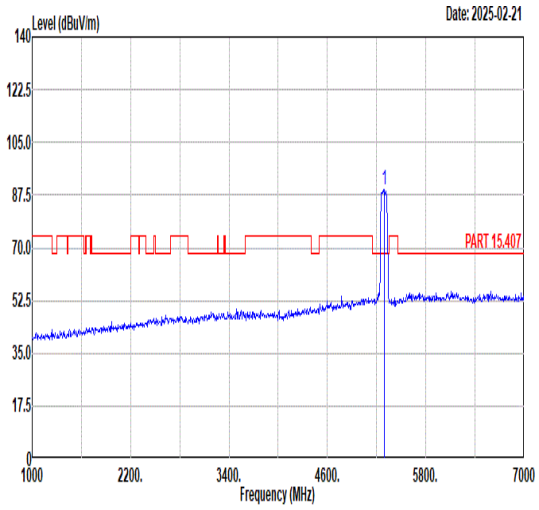 Freq Level Limit Line Margin (dB) Read Level Ant Factor Cable Loss Preamp Factor APos TPos Remark MHz dBuV/m dBuV/m dBuV dB/m dB dB cm deg 1 5290.00 89.45 ------ ------ 75.32 35.80 10.99 32.66 103 149 PEAK
Avg	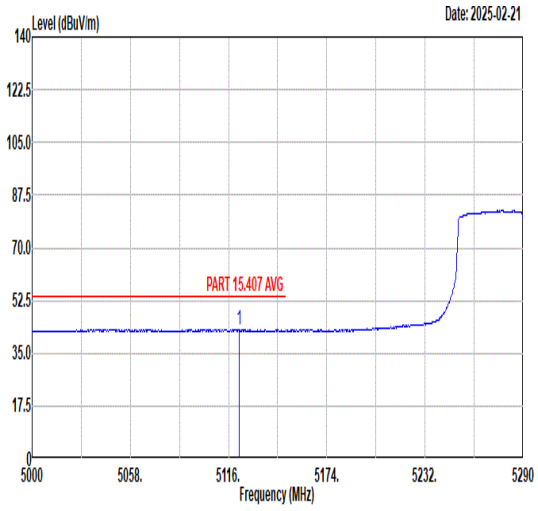 Freq Level Limit Line Margin (dB) Read Level Ant Factor Cable Loss Preamp Factor APos TPos Remark MHz dBuV/m dBuV/m dBuV dB/m dB dB cm deg 1 5122.09 42.93 54.00 -11.07 28.69 35.76 11.10 32.62 103 149 AVERAGE	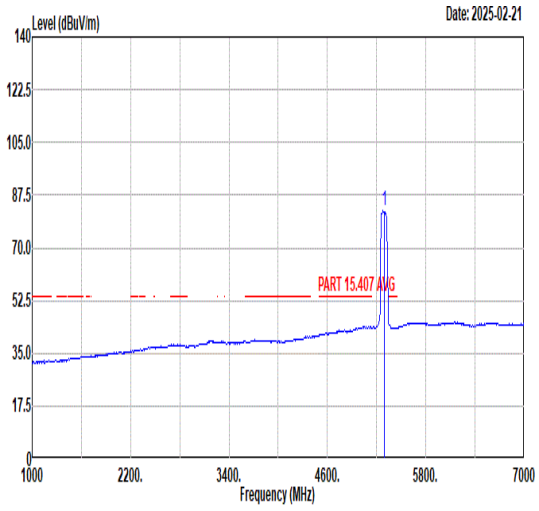 Freq Level Limit Line Margin (dB) Read Level Ant Factor Cable Loss Preamp Factor APos TPos Remark MHz dBuV/m dBuV/m dBuV dB/m dB dB cm deg 1 5290.00 82.17 ------ ------ 68.03 35.80 11.00 32.66 103 149 AVERAGE

Mode	26	
	Band Edge - R	
	U-NII-2A_5.25-5.35_802.11ac VHT80_CH58_5290MHz	
ANT	1+2	
Pol.	Horizontal	Fundamental
Peak	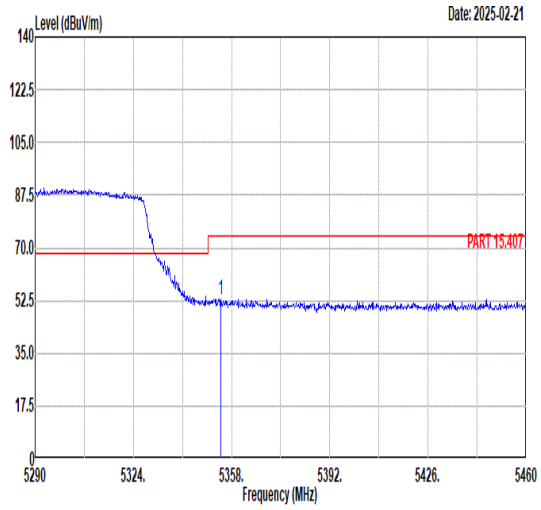 Freq Level Limit Line Margin (dB) Read Level Ant Factor Cable Loss Preamp Factor APos TPos Remark MHz dBuV/m dBuV/m dBuV dB/m dB dB cm deg 1 5354.26 53.08 74.00 -20.92 38.72 36.09 10.94 32.67 103 149 PEAK	Blank
Avg	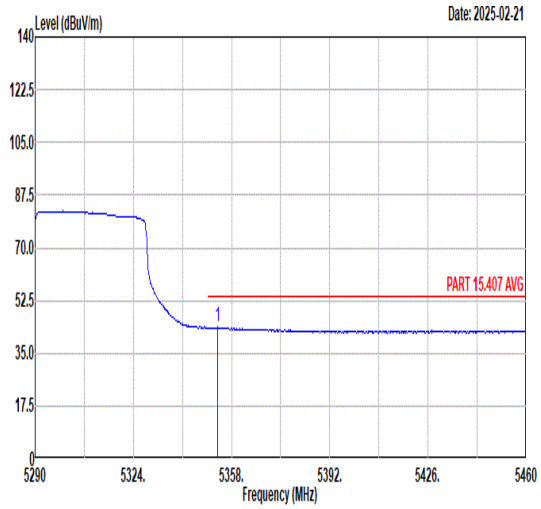 Freq Level Limit Line Margin (dB) Read Level Ant Factor Cable Loss Preamp Factor APos TPos Remark MHz dBuV/m dBuV/m dBuV dB/m dB dB cm deg 1 5353.07 43.61 54.00 -10.39 29.25 36.09 10.94 32.67 103 149 AVERAGE	Blank

Mode	26	
	Band Edge - L	
	U-NII-2A_5.25-5.35_802.11ac VHT80_CH58_5290MHz	
ANT	1+2	
Pol.	Vertical	Fundamental
Peak	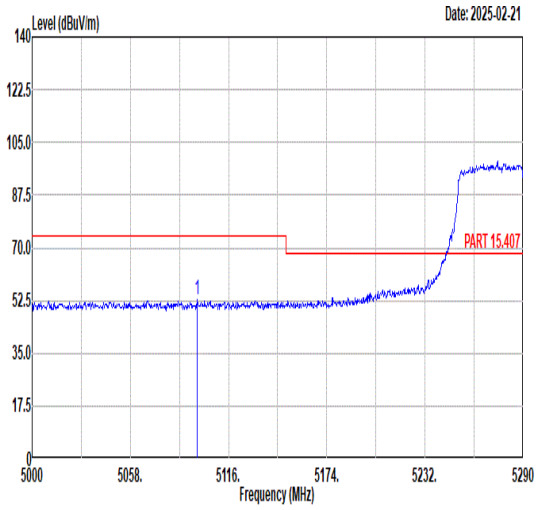 Freq Level Limit Line Margin (dB) Read Level Ant Factor Cable Loss Preamp Factor APos TPos Remark 1 5097.44 52.59 74.00 -21.41 38.30 35.80 11.11 32.62 173 171 PEAK	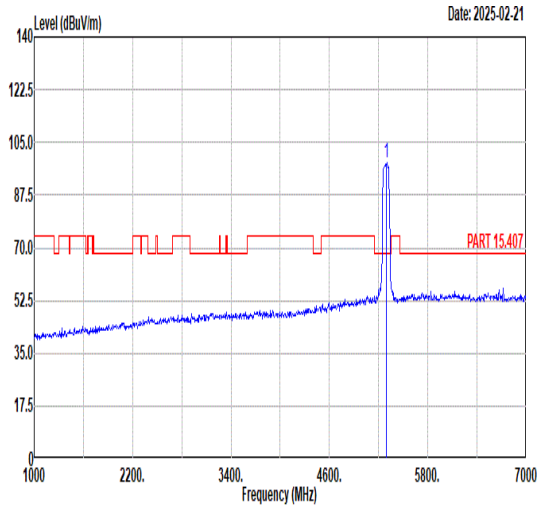 Freq Level Limit Line Margin (dB) Read Level Ant Factor Cable Loss Preamp Factor APos TPos Remark 1 5290.00 98.23 ------ ------ 84.06 35.85 10.98 32.66 173 171 PEAK
Avg	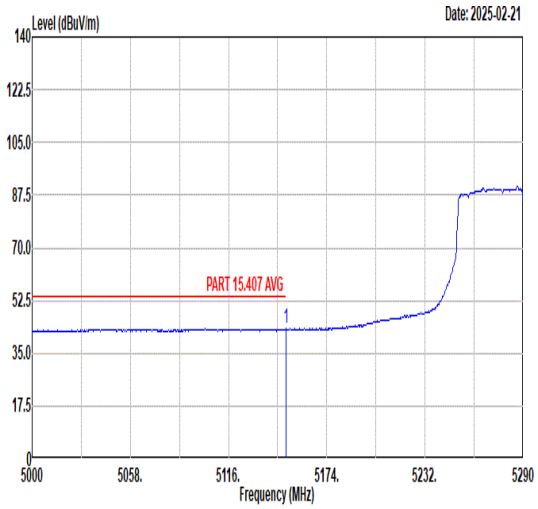 Freq Level Limit Line Margin (dB) Read Level Ant Factor Cable Loss Preamp Factor APos TPos Remark 1 5149.93 43.15 54.00 -10.85 28.99 35.70 11.09 32.63 173 171 AVERAGE	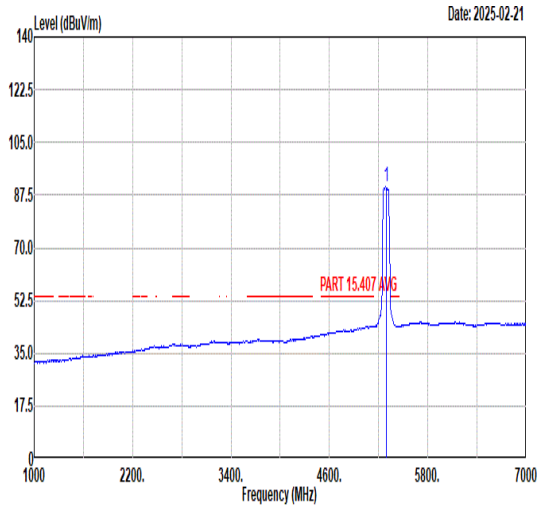 Freq Level Limit Line Margin (dB) Read Level Ant Factor Cable Loss Preamp Factor APos TPos Remark 1 5290.00 90.14 ------ ------ 76.01 35.80 10.99 32.66 173 171 AVERAGE

Mode	26	
	Band Edge - R	
	U-NII-2A_5.25-5.35_802.11ac VHT80_CH58_5290MHz	
ANT	1+2	
Pol.	Vertical	Fundamental
Peak	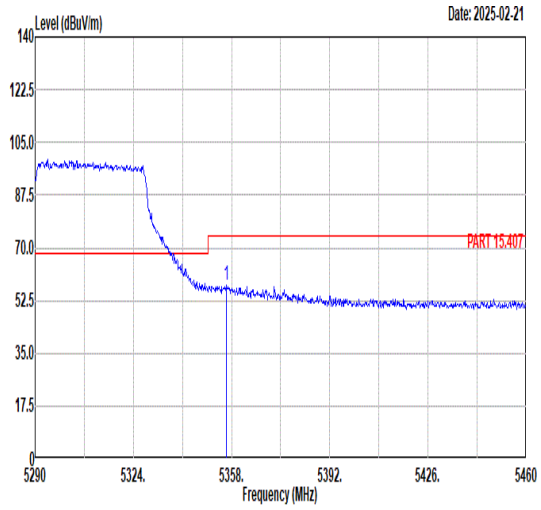 Freq Level Limit Line Margin (dB) Read Level Ant Factor Cable Loss Preamp Factor APos TPos Remark MHz dBuV/m dBuV/m dBuV dB/m dB dB cm deg 1 5356.30 57.40 74.00 -16.60 43.04 36.09 10.94 32.67 173 171 PEAK	Blank
Avg	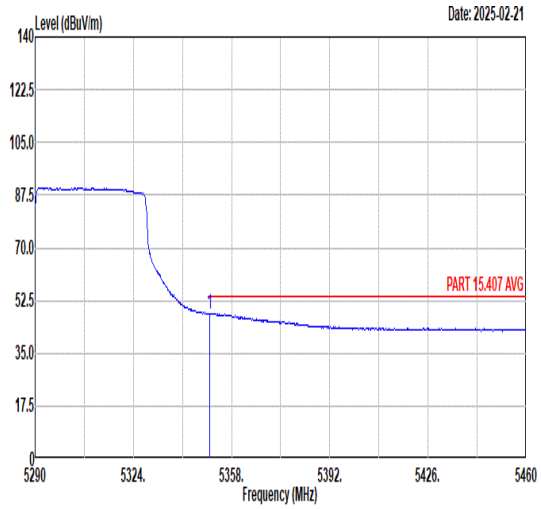 Freq Level Limit Line Margin (dB) Read Level Ant Factor Cable Loss Preamp Factor APos TPos Remark MHz dBuV/m dBuV/m dBuV dB/m dB dB cm deg 1 5350.52 48.34 54.00 -5.66 33.97 36.10 10.94 32.67 173 171 AVERAGE	Blank

Mode	27	
	Band Edge - L	
	U-NII-2C_5.47-5.725_802.11ac VHT80_CH106_5530MHz	
ANT	1+2	
Pol.	Horizontal	Fundamental
Peak	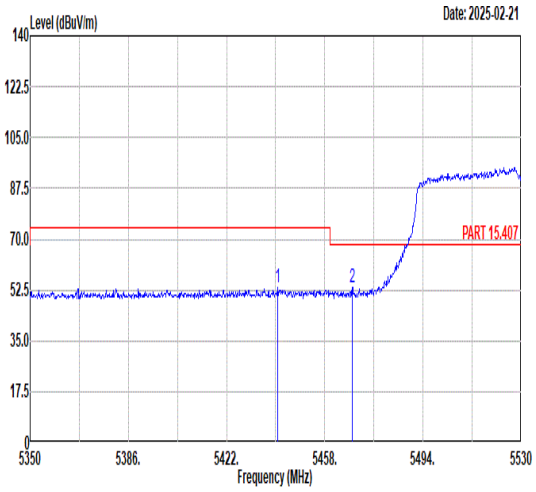 Freq Level Limit Line Margin (dB) Read Level Ant Factor Cable Loss Preamp Factor APos TPos Remark MHz dBuV/m dBuV/m dBuV dB/m dB dB cm deg 1 5440.72 53.11 74.00 -20.89 38.84 35.92 11.04 32.69 397 136 PEAK 2 5468.08 53.25 68.30 -15.05 38.82 35.97 11.15 32.69 397 136 PEAK	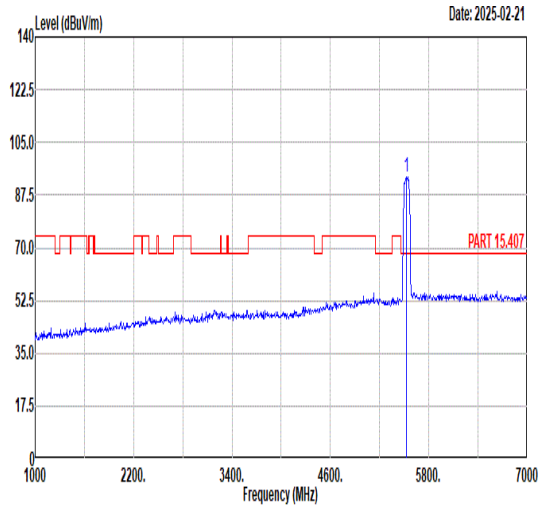 Freq Level Limit Line Margin (dB) Read Level Ant Factor Cable Loss Preamp Factor APos TPos Remark MHz dBuV/m dBuV/m dBuV dB/m dB dB cm deg 1 5530.00 93.77 ------ ------ 78.91 36.16 11.41 32.71 397 136 PEAK
Avg	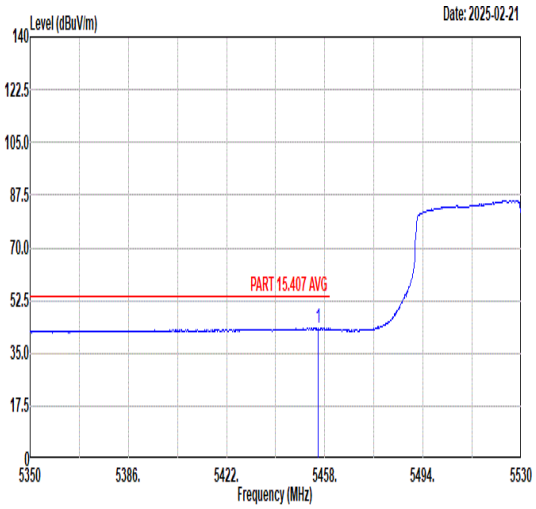 Freq Level Limit Line Margin (dB) Read Level Ant Factor Cable Loss Preamp Factor APos TPos Remark MHz dBuV/m dBuV/m dBuV dB/m dB dB cm deg 1 5455.66 43.29 54.00 -10.71 28.96 35.92 11.10 32.69 397 136 AVERAGE	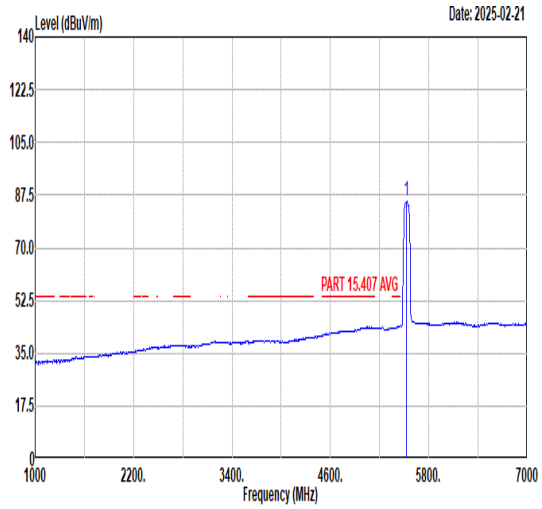 Freq Level Limit Line Margin (dB) Read Level Ant Factor Cable Loss Preamp Factor APos TPos Remark MHz dBuV/m dBuV/m dBuV dB/m dB dB cm deg 1 5530.00 85.82 ------ ------ 70.92 36.17 11.44 32.71 397 136 AVERAGE

Mode	27	
	Band Edge - R	
	U-NII-2C_5.47-5.725_802.11ac VHT80_CH106_5530MHz	
ANT	1+2	
Pol.	Horizontal	Fundamental
Peak	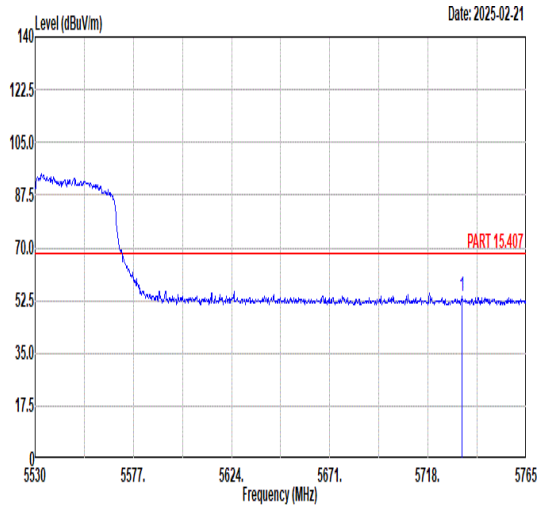 Freq Level Limit Line Margin (dB) Read Level Ant Factor Cable Loss Preamp Factor APos TPos Remark MHz dBuV/m dBuV/m dBuV dB/m dB dB cm deg 1 5734.22 53.69 68.30 -14.61 38.16 36.67 11.65 32.79 397 136 PEAK	Blank

Mode	27	
	Band Edge - L	
	U-NII-2C_5.47-5.725_802.11ac VHT80_CH106_5530MHz	
ANT	1+2	
Pol.	Vertical	Fundamental
Peak	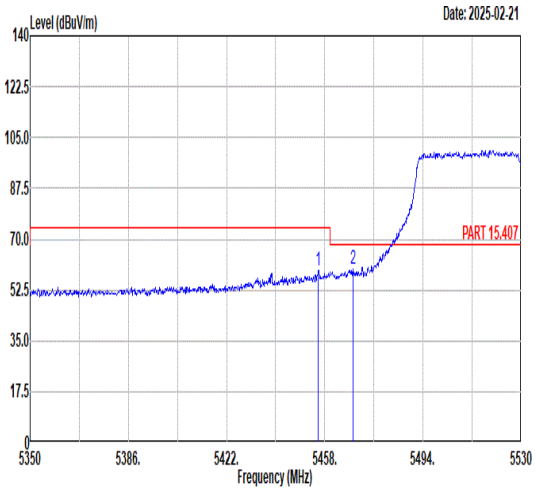 Freq Level Limit Line Margin (dB) Read Level Ant Factor Cable Loss Preamp Factor APos TPos Remark MHz dBuV/m dBuV/m dBuV dB/m dB dB cm deg 1 5455.66 59.09 74.00 -14.91 44.76 35.92 11.10 32.69 152 173 PEAK 2 5468.26 59.88 68.30 -8.42 45.45 35.97 11.15 32.69 152 173 PEAK	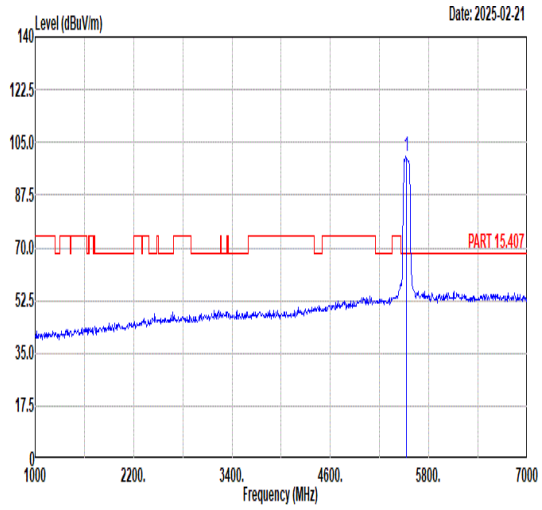 Freq Level Limit Line Margin (dB) Read Level Ant Factor Cable Loss Preamp Factor APos TPos Remark MHz dBuV/m dBuV/m dBuV dB/m dB dB cm deg 1 5530.00 100.19 ------ ------ 85.40 36.14 11.36 32.71 152 173 PEAK
Avg	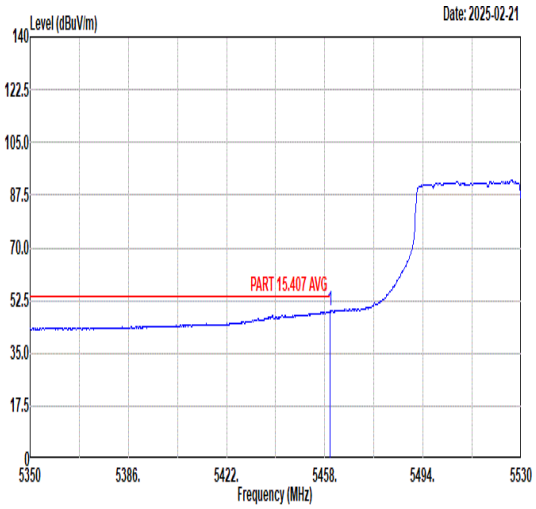 Freq Level Limit Line Margin (dB) Read Level Ant Factor Cable Loss Preamp Factor APos TPos Remark MHz dBuV/m dBuV/m dBuV dB/m dB dB cm deg 1 5459.80 48.88 54.00 -5.12 34.51 35.94 11.12 32.69 152 173 AVERAGE	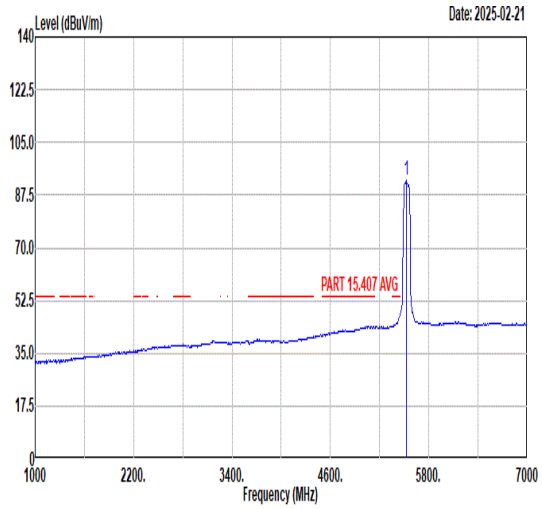 Freq Level Limit Line Margin (dB) Read Level Ant Factor Cable Loss Preamp Factor APos TPos Remark MHz dBuV/m dBuV/m dBuV dB/m dB dB cm deg 1 5530.00 92.28 ------ ------ 77.45 36.15 11.39 32.71 152 173 AVERAGE

Mode	27	
	Band Edge - R	
	U-NII-2C_5.47-5.725_802.11ac VHT80_CH106_5530MHz	
ANT	1+2	
Pol.	Vertical	Fundamental
Peak	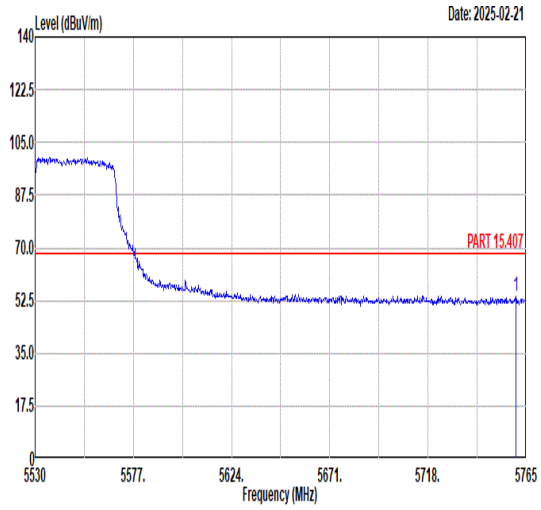 Freq Level Limit Line Margin (dB) Read Level Ant Factor Cable Loss Preamp Factor APos TPos Remark MHz dBuV/m dBuV/m dBuV dB/m dB dB cm deg 1 5760.07 53.73 68.30 -14.57 38.21 36.68 11.64 32.80 152 173 PEAK	Blank

Mode	28	
	Band Edge - L	
	U-NII-2C_5.47-5.725_802.11ac VHT80_CH122_5610MHz	
ANT	1+2	
Pol.	Horizontal	Fundamental
Peak	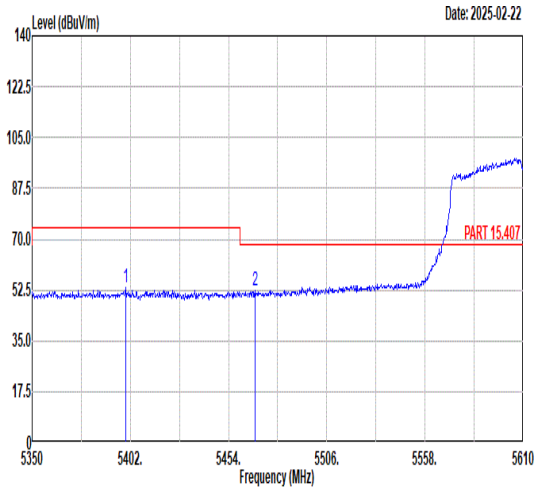 Freq Level Limit Line Margin (dB) Read Level Ant Factor Cable Loss Preamp Factor APos TPos Remark MHz dBuV/m dBuV/m dBuV dB/m dB dB cm deg 1 5399.40 53.18 74.00 -20.82 38.95 36.00 10.91 32.68 398 125 PEAK 2 5468.04 52.04 68.30 -16.26 37.61 35.97 11.15 32.69 398 125 PEAK	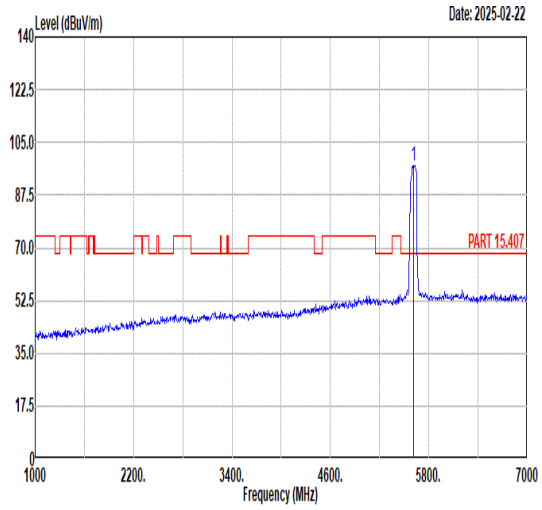 Freq Level Limit Line Margin (dB) Read Level Ant Factor Cable Loss Preamp Factor APos TPos Remark MHz dBuV/m dBuV/m dBuV dB/m dB dB cm deg 1 5610.00 97.45 ------ ------ 82.10 36.40 11.70 32.75 398 125 PEAK
Avg	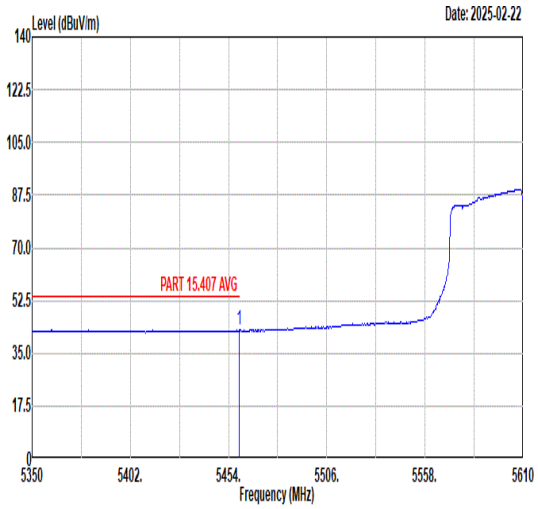 Freq Level Limit Line Margin (dB) Read Level Ant Factor Cable Loss Preamp Factor APos TPos Remark MHz dBuV/m dBuV/m dBuV dB/m dB dB cm deg 1 5459.72 42.68 54.00 -11.32 28.31 35.94 11.12 32.69 398 125 AVERAGE	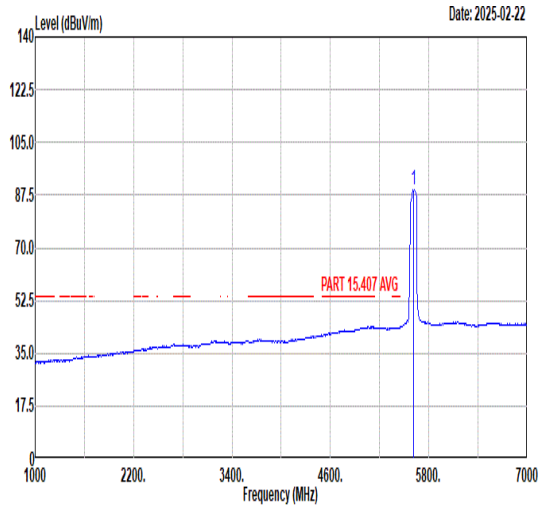 Freq Level Limit Line Margin (dB) Read Level Ant Factor Cable Loss Preamp Factor APos TPos Remark MHz dBuV/m dBuV/m dBuV dB/m dB dB cm deg 1 5610.00 89.43 ------ ------ 74.08 36.40 11.70 32.75 398 125 AVERAGE

Mode	28	
	Band Edge - R	
	U-NII-2C_5.47-5.725_802.11ac VHT80_CH122_5610MHz	
ANT	1+2	
Pol.	Horizontal	Fundamental
Peak	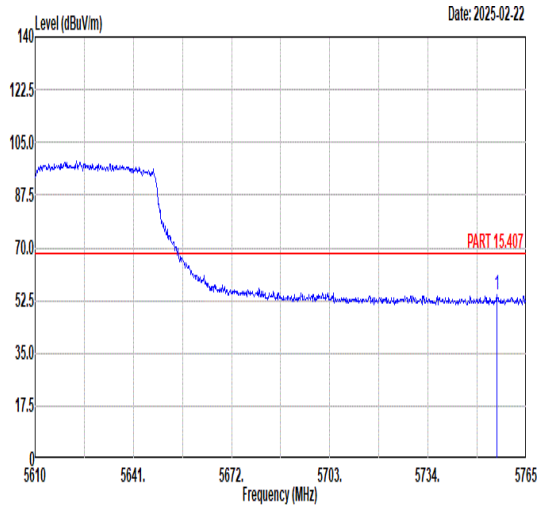 Freq Level Limit Line Margin (dB) Read Level Ant Factor Cable Loss Preamp Factor APos TPos Remark MHz dBuV/m dBuV/m dBuV dB/m dB dB cm deg 1 5755.70 54.56 68.30 -13.74 39.03 36.69 11.64 32.80 398 125 PEAK	Blank

Mode	28	
	Band Edge - L	
	U-NII-2C_5.47-5.725_802.11ac VHT80_CH122_5610MHz	
ANT	1+2	
Pol.	Vertical	Fundamental
Peak	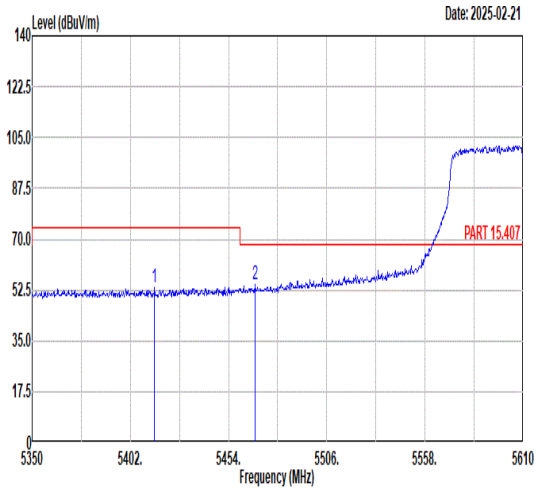 Freq Level Limit Line Margin (dB) Read Level Ant Factor Cable Loss Preamp Factor APos TPos Remark MHz dBuV/m dBuV/m dBuV dB/m dB dB cm deg 1 5414.74 53.40 74.00 -20.60 39.18 35.97 10.93 32.68 133 173 PEAK 2 5468.04 54.24 68.30 -14.06 39.81 35.97 11.15 32.69 133 173 PEAK	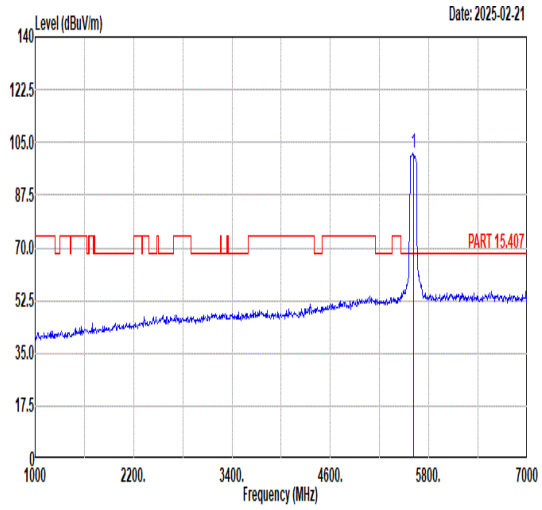 Freq Level Limit Line Margin (dB) Read Level Ant Factor Cable Loss Preamp Factor APos TPos Remark MHz dBuV/m dBuV/m dBuV dB/m dB dB cm deg 1 5610.00 101.36 ------ ------ 86.06 36.33 11.71 32.74 133 173 PEAK
Avg	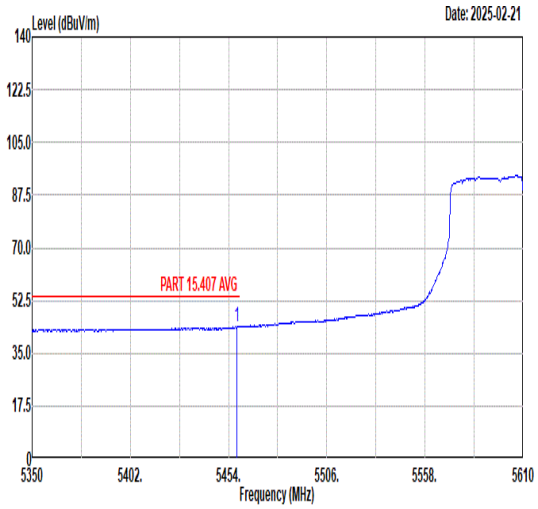 Freq Level Limit Line Margin (dB) Read Level Ant Factor Cable Loss Preamp Factor APos TPos Remark MHz dBuV/m dBuV/m dBuV dB/m dB dB cm deg 1 5458.42 43.97 54.00 -10.03 29.62 35.93 11.11 32.69 133 173 AVERAGE	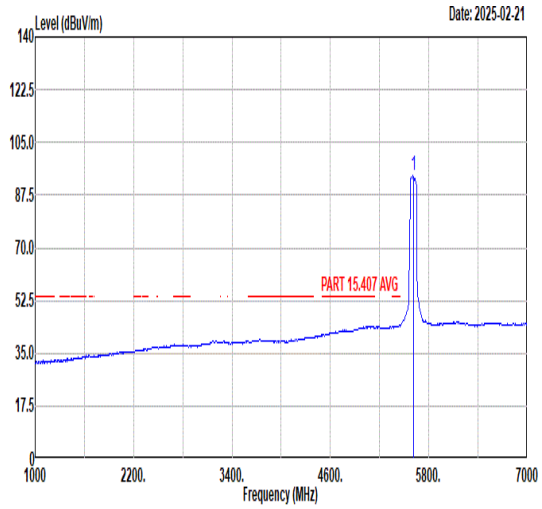 Freq Level Limit Line Margin (dB) Read Level Ant Factor Cable Loss Preamp Factor APos TPos Remark MHz dBuV/m dBuV/m dBuV dB/m dB dB cm deg 1 5610.00 94.16 ------ ------ 78.86 36.33 11.71 32.74 133 173 AVERAGE

Mode	28	
	Band Edge - R	
	U-NII-2C_5.47-5.725_802.11ac VHT80_CH122_5610MHz	
ANT	1+2	
Pol.	Vertical	Fundamental
Peak	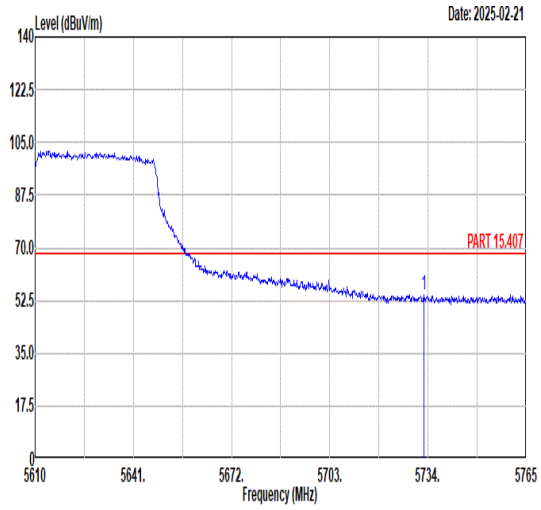 Freq Level Limit Line Margin (dB) Read Level Ant Factor Cable Loss Preamp Factor APos TPos Remark MHz dBuV/m dBuV/m dBuV dB/m dB dB cm deg 1 5732.61 54.40 68.30 -13.90 38.87 36.67 11.65 32.79 133 173 PEAK	Blank

Mode	29	
	Band Edge - L	
	U-NII-2A_5.25-5.35_802.11ac VHT160_CH50_5250MHz	
ANT	1+2	
Pol.	Horizontal	Fundamental
Peak	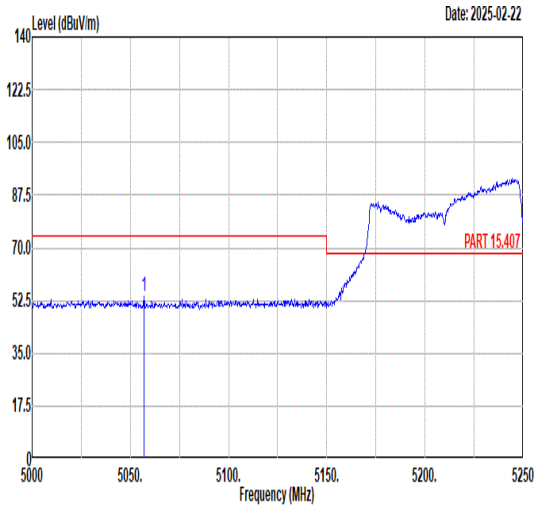 Freq Level Limit Line Margin (dB) Read Level Ant Factor Cable Loss Preamp Factor APos TPos Remark 1 5057.00 53.77 74.00 -20.23 39.44 35.80 11.14 32.61 380 130 PEAK	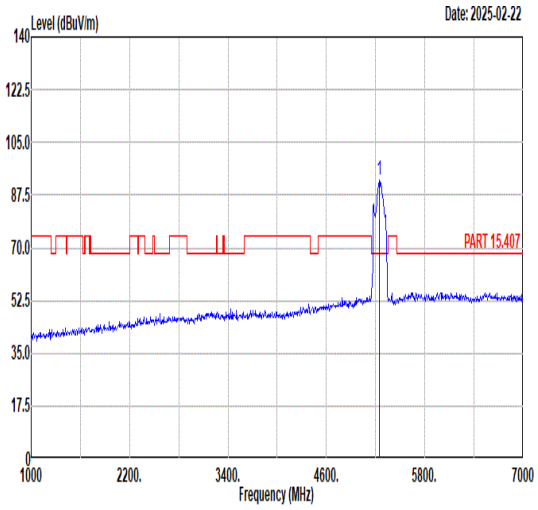 Freq Level Limit Line Margin (dB) Read Level Ant Factor Cable Loss Preamp Factor APos TPos Remark 1 5250.00 92.47 ------ ------ 78.29 35.80 11.03 32.65 380 130 PEAK
Avg	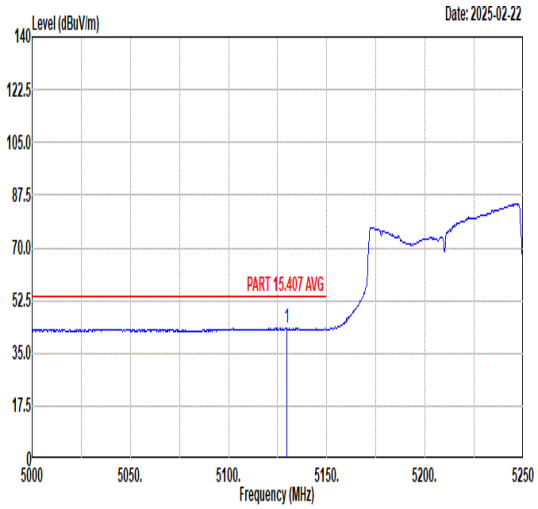 Freq Level Limit Line Margin (dB) Read Level Ant Factor Cable Loss Preamp Factor APos TPos Remark 1 5129.75 43.34 54.00 -10.66 29.13 35.74 11.10 32.63 380 130 AVERAGE	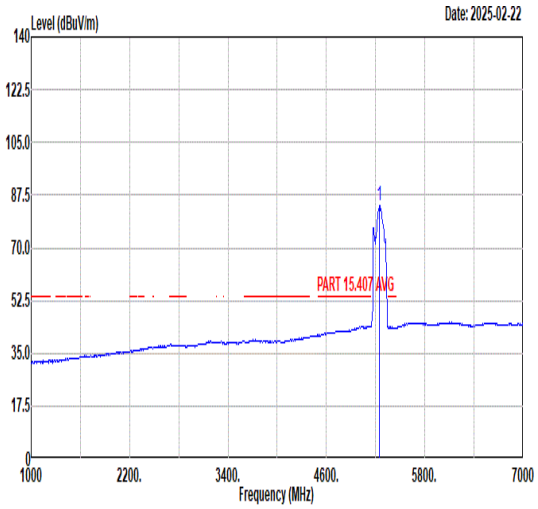 Freq Level Limit Line Margin (dB) Read Level Ant Factor Cable Loss Preamp Factor APos TPos Remark 1 5250.00 84.22 ------ ------ 70.05 35.80 11.02 32.65 380 130 AVERAGE

Mode	29	
	Band Edge - R	
	U-NII-2A_5.25-5.35_802.11ac VHT160_CH50_5250MHz	
ANT	1+2	
Pol.	Horizontal	Fundamental
Peak	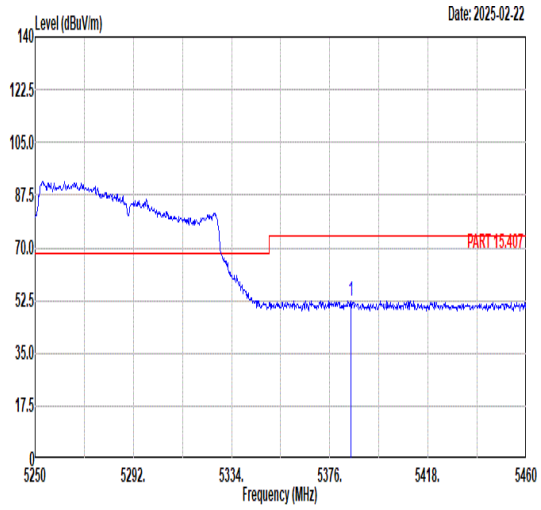 Limit Margin Read Ant Cable Preamp APos TPos Freq Level Line (dB) Level Factor Loss Factor Remark MHz dBuV/m dBuV/m dBuV dB/m dB dB cm deg 1 5385.03 52.47 74.00 -21.53 38.20 36.03 10.92 32.68 380 130 PEAK	Blank
Avg	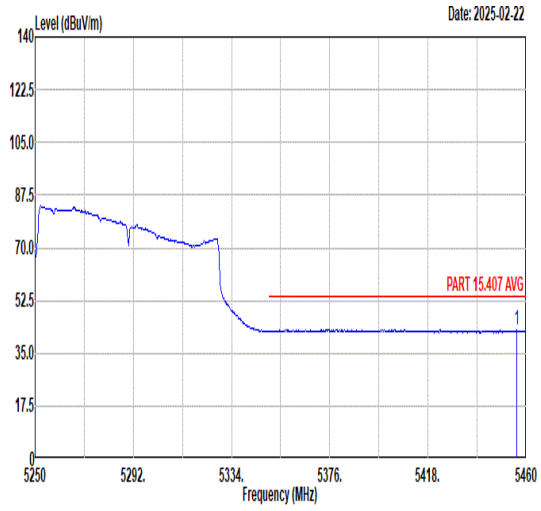 Limit Margin Read Ant Cable Preamp APos TPos Freq Level Line (dB) Level Factor Loss Factor Remark MHz dBuV/m dBuV/m dBuV dB/m dB dB cm deg 1 5455.80 42.78 54.00 -11.22 28.45 35.92 11.10 32.69 380 130 AVERAGE	Blank

Mode	29	
	Band Edge - L	
	U-NII-2A_5.25-5.35_802.11ac VHT160_CH50_5250MHz	
ANT	1+2	
Pol.	Vertical	Fundamental
Peak	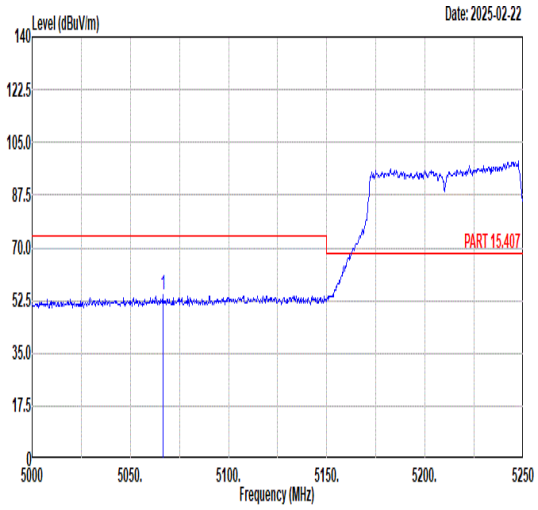 Freq Level Limit Line Margin (dB) Read Level Ant Factor Cable Loss Preamp Factor APos TPos Remark 1 5066.50 54.55 74.00 -19.45 40.23 35.80 11.13 32.61 173 175 PEAK	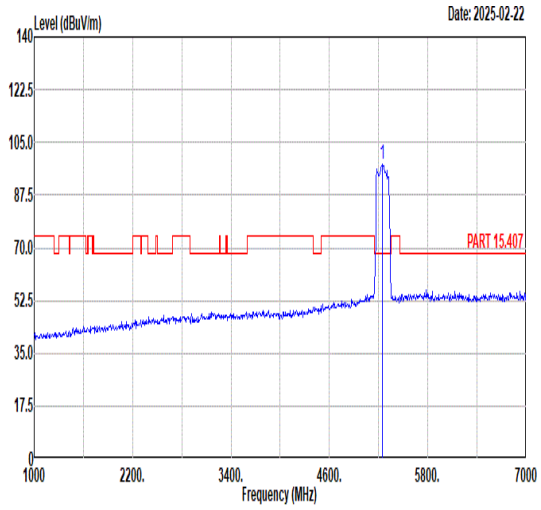 Freq Level Limit Line Margin (dB) Read Level Ant Factor Cable Loss Preamp Factor APos TPos Remark 1 5250.00 97.48 ------ ------ 83.31 35.80 11.02 32.65 173 175 PEAK
Avg	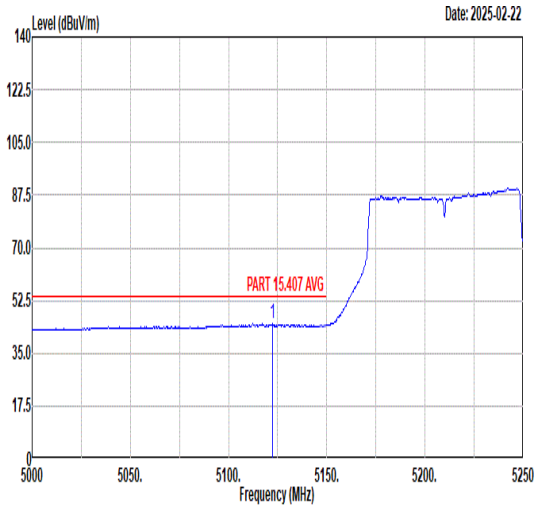 Freq Level Limit Line Margin (dB) Read Level Ant Factor Cable Loss Preamp Factor APos TPos Remark 1 5122.25 45.04 54.00 -8.96 30.80 35.76 11.10 32.62 173 175 AVERAGE	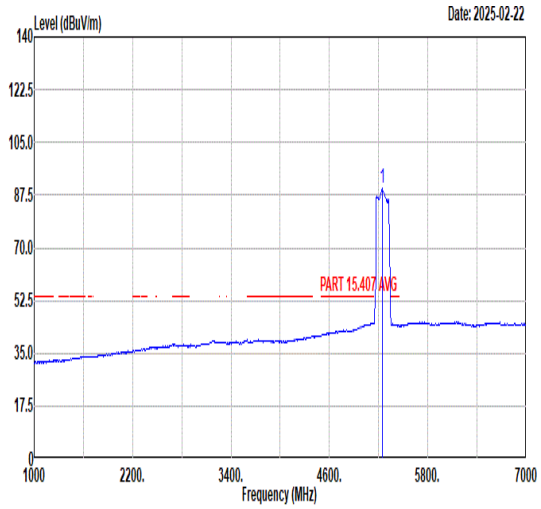 Freq Level Limit Line Margin (dB) Read Level Ant Factor Cable Loss Preamp Factor APos TPos Remark 1 5250.00 90.04 ------ ------ 75.86 35.80 11.03 32.65 173 175 AVERAGE

Mode	29	
	Band Edge - R	
	U-NII-2A_5.25-5.35_802.11ac VHT160_CH50_5250MHz	
ANT	1+2	
Pol.	Vertical	Fundamental
Peak	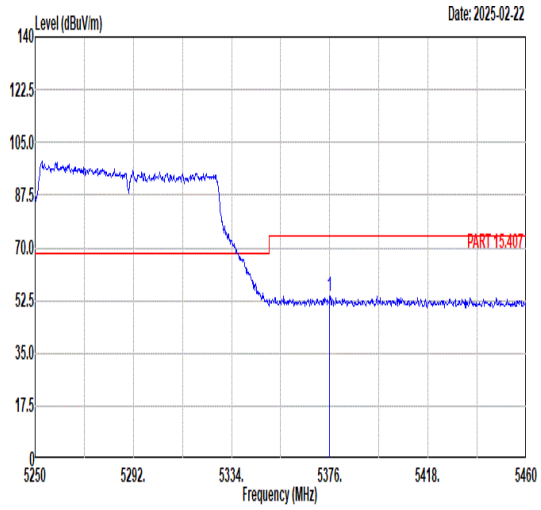 Freq Level Limit Line Margin (dB) Read Level Ant Factor Cable Loss Preamp Factor APos TPos Remark MHz dBuV/m dBuV/m dBuV dB/m dB dB cm deg 1 5376.00 53.77 74.00 -20.23 39.48 36.05 10.92 32.68 173 175 PEAK	Blank
Avg	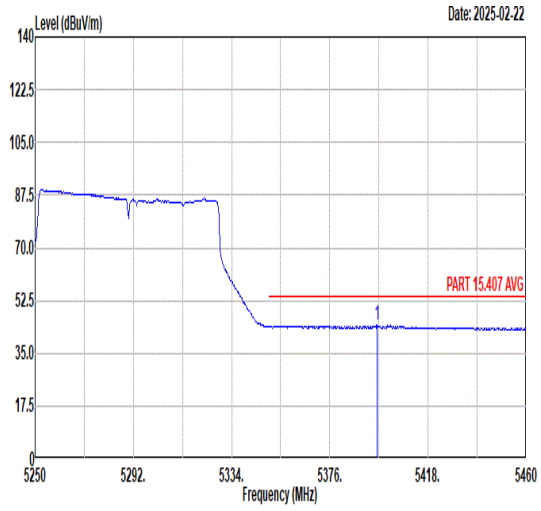 Freq Level Limit Line Margin (dB) Read Level Ant Factor Cable Loss Preamp Factor APos TPos Remark MHz dBuV/m dBuV/m dBuV dB/m dB dB cm deg 1 5396.16 44.32 54.00 -9.68 30.08 36.01 10.91 32.68 173 175 AVERAGE	Blank

Mode	29	
	Harmonic	
	U-NII-2A_5.25-5.35_802.11ac VHT160_CH50_5250MHz	
ANT	1+2	
Pol.	Horizontal	Vertical
Peak Avg	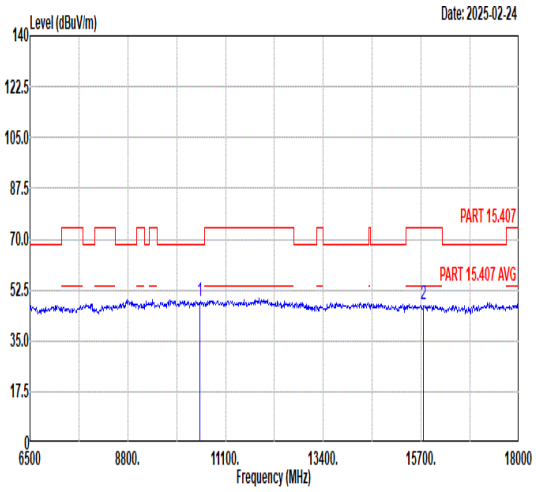 Freq Level Limit Line Margin Read Level Ant Factor Cable Loss Preamp Factor APos TPos Remark MHz dBuV/m dBuV/m dB dBuV dB/m dB dB cm deg 1 10500.00 48.55 68.30 -19.75 47.51 38.20 14.24 51.40 --- --- Peak 2 15750.00 47.49 74.00 -26.51 42.47 40.65 17.02 52.65 --- --- Peak	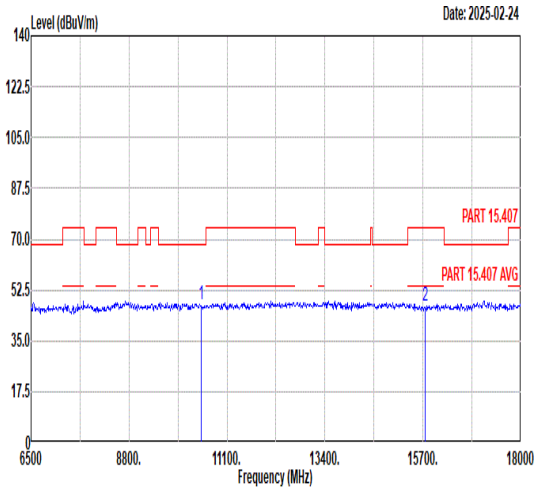 Freq Level Limit Line Margin Read Level Ant Factor Cable Loss Preamp Factor APos TPos Remark MHz dBuV/m dBuV/m dB dBuV dB/m dB dB cm deg 1 10500.00 47.49 68.30 -20.81 46.45 38.20 14.24 51.40 --- --- Peak 2 15750.00 47.08 74.00 -26.92 42.06 40.65 17.02 52.65 --- --- Peak

Mode	30	
	Band Edge - L	
	U-NII-2C_5.47-5.725_802.11ac VHT160_CH114_5570MHz	
ANT	1+2	
Pol.	Horizontal	Fundamental
Peak	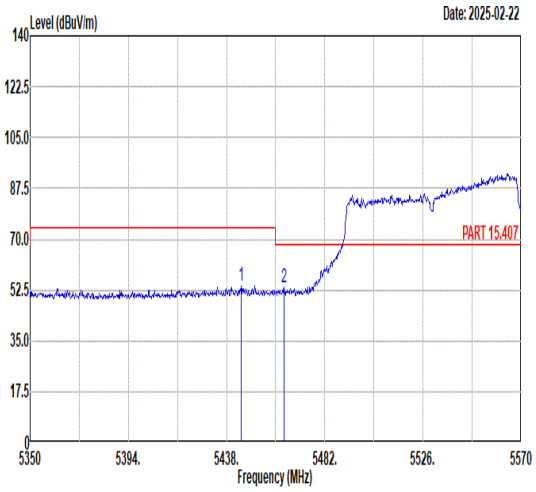 Freq Level Limit Line Margin (dB) Read Level Ant Factor Cable Loss Preamp Factor APos TPos Remark MHz dBuV/m dBuV/m dBuV dB/m dB dB cm deg 1 5444.60 54.13 74.00 -19.87 39.85 35.91 11.06 32.69 389 144 PEAK 2 5463.74 53.24 68.30 -15.06 38.84 35.95 11.14 32.69 389 144 PEAK	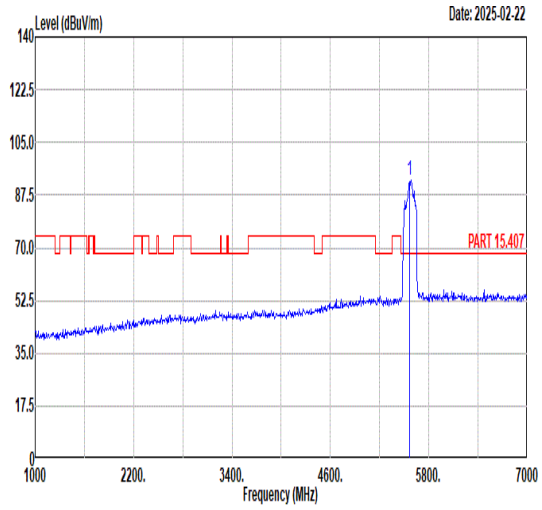 Freq Level Limit Line Margin (dB) Read Level Ant Factor Cable Loss Preamp Factor APos TPos Remark MHz dBuV/m dBuV/m dBuV dB/m dB dB cm deg 1 5570.00 92.29 ------ ------ 77.11 36.27 11.64 32.73 389 144 PEAK
Avg	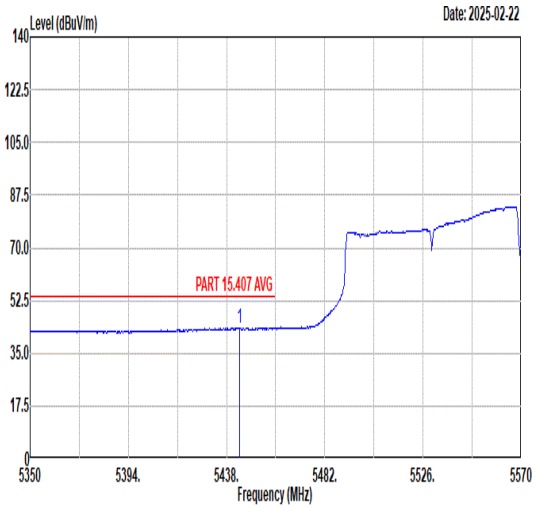 Freq Level Limit Line Margin (dB) Read Level Ant Factor Cable Loss Preamp Factor APos TPos Remark MHz dBuV/m dBuV/m dBuV dB/m dB dB cm deg 1 5443.94 43.38 54.00 -10.62 29.11 35.91 11.05 32.69 389 144 AVERAGE	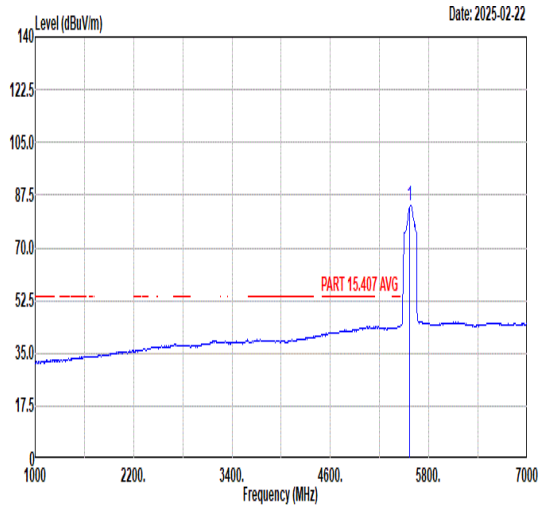 Freq Level Limit Line Margin (dB) Read Level Ant Factor Cable Loss Preamp Factor APos TPos Remark MHz dBuV/m dBuV/m dBuV dB/m dB dB cm deg 1 5570.00 84.18 ------ ------ 69.04 36.26 11.61 32.73 389 144 AVERAGE

Mode	30	
	Band Edge - R	
	U-NII-2C_5.47-5.725_802.11ac VHT160_CH114_5570MHz	
ANT	1+2	
Pol.	Horizontal	Fundamental
Peak	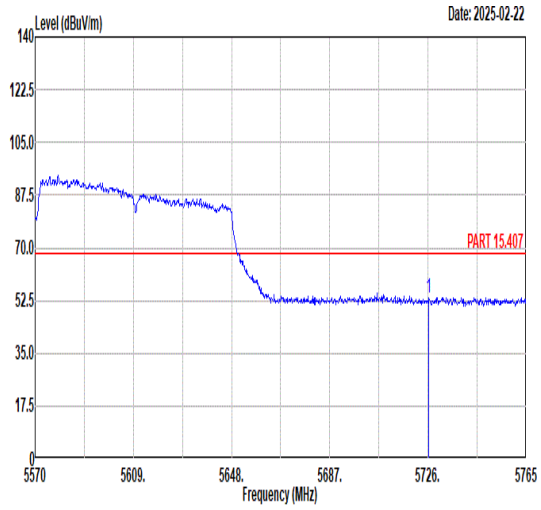	Blank

	Freq	Level	Limit Line	Margin (dB)	Read Level	Ant Factor	Cable Loss	Preamp Factor	APos	TPos	Remark
	MHz	dBuV/m	dBuV/m		dBuV	dB/m	dB	dB	cm	deg	
1	5726.39	53.53	68.30	-14.77	38.02	36.65	11.65	32.79	389	144	PEAK

Mode	30	
	Band Edge - L	
	U-NII-2C_5.47-5.725_802.11ac VHT160_CH114_5570MHz	
ANT	1+2	
Pol.	Vertical	Fundamental
Peak	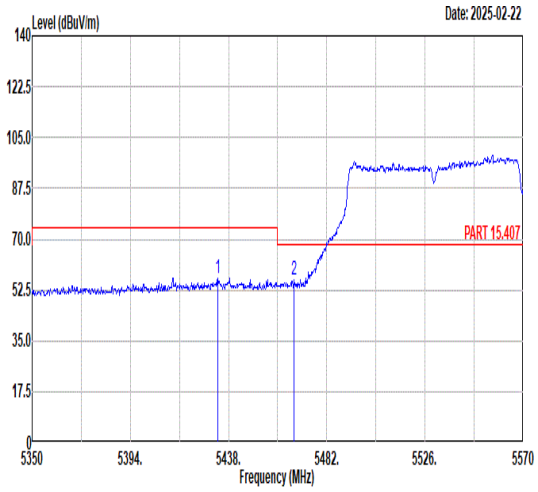 Freq Level Limit Line Margin (dB) Read Level Ant Factor Cable Loss Preamp Factor APos TPos Remark MHz dBuV/m dBuV/m dBuV dB/m dB dB cm deg 1 5433.16 56.65 74.00 -17.35 42.40 35.93 11.01 32.69 133 170 PEAK 2 5467.26 55.82 68.30 -12.48 41.39 35.97 11.15 32.69 133 170 PEAK	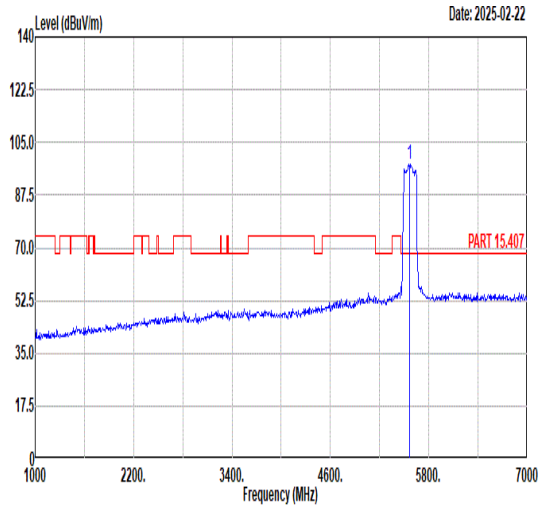 Freq Level Limit Line Margin (dB) Read Level Ant Factor Cable Loss Preamp Factor APos TPos Remark MHz dBuV/m dBuV/m dBuV dB/m dB dB cm deg 1 5570.00 97.67 ------ ------ 82.53 36.26 11.61 32.73 133 170 PEAK
Avg	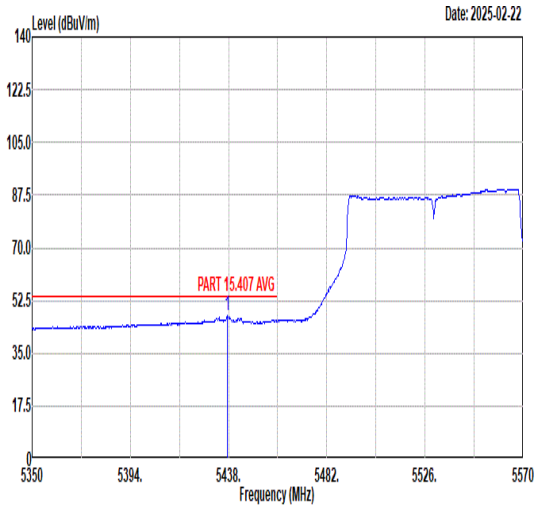 Freq Level Limit Line Margin (dB) Read Level Ant Factor Cable Loss Preamp Factor APos TPos Remark MHz dBuV/m dBuV/m dBuV dB/m dB dB cm deg 1 5437.34 47.43 54.00 -6.57 33.16 35.93 11.03 32.69 133 170 AVERAGE	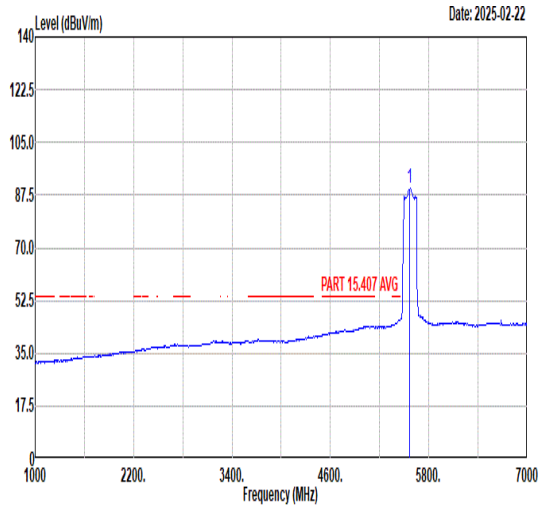 Freq Level Limit Line Margin (dB) Read Level Ant Factor Cable Loss Preamp Factor APos TPos Remark MHz dBuV/m dBuV/m dBuV dB/m dB dB cm deg 1 5570.00 89.95 ------ ------ 74.85 36.24 11.59 32.73 133 170 AVERAGE

Mode	30	
	Band Edge - R	
	U-NII-2C_5.47-5.725_802.11ac VHT160_CH114_5570MHz	
ANT	1+2	
Pol.	Vertical	Fundamental
Peak	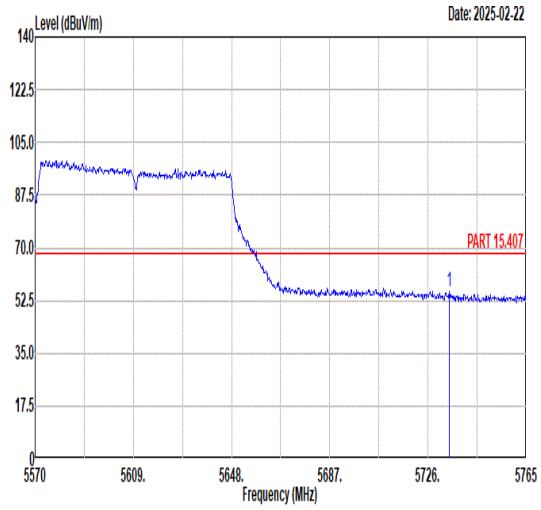 Freq Level Limit Line Margin (dB) Read Level Ant Factor Cable Loss Preamp Factor APos TPos Remark MHz dBuV/m dBuV/m dBuV dB/m dB dB cm deg 1 5734.58 55.44 68.30 -12.86 39.91 36.67 11.65 32.79 133 170 PEAK	Blank

Mode	30	
	Harmonic	
	U-NII-2C_5.47-5.725_802.11ac VHT160_CH114_5570MHz	
ANT	1+2	
Pol.	Horizontal	Vertical
Peak Avg	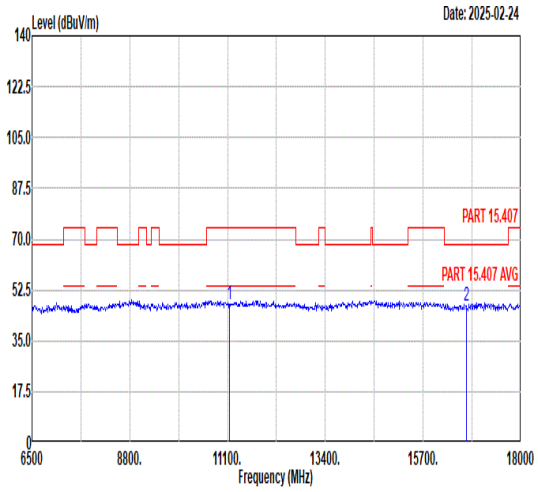 Freq Level Limit Line Margin Read Level Ant Factor Cable Loss Preamp Factor APos TPos Remark MHz dBuV/m dBuV/m dB dBuV dB/m dB dB cm deg 1 11140.00 47.55 74.00 -26.45 45.62 38.04 14.62 50.73 --- --- Peak 2 16710.00 47.21 68.30 -21.09 41.23 41.41 17.42 52.85 --- --- Peak	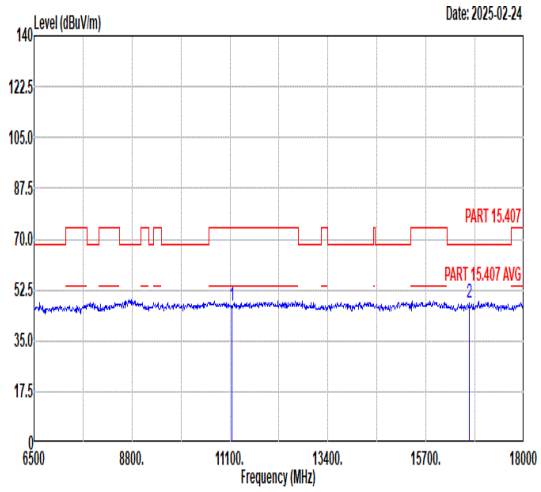 Freq Level Limit Line Margin Read Level Ant Factor Cable Loss Preamp Factor APos TPos Remark MHz dBuV/m dBuV/m dB dBuV dB/m dB dB cm deg 1 11140.00 47.22 74.00 -26.78 45.29 38.04 14.62 50.73 --- --- Peak 2 16710.00 48.14 68.30 -20.16 42.16 41.41 17.42 52.85 --- --- Peak

Mode	31	
	Band Edge	
	U-NII-1_5.25-5.35_802.11ax HE20_CH36_5180MHz	
ANT	1+2	
Pol.	Horizontal	Fundamental
Peak	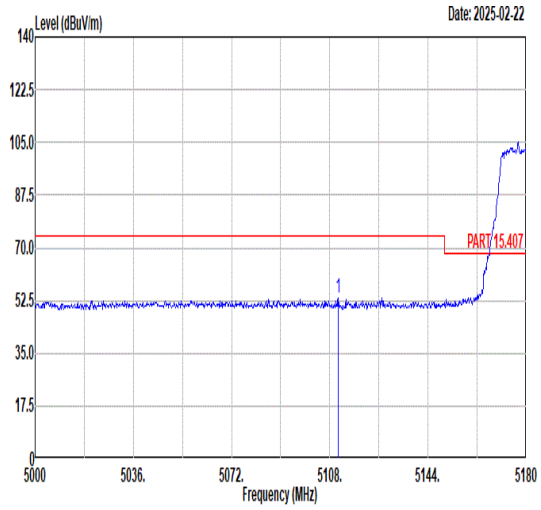 Freq Level Limit Line Margin (dB) Read Level Ant Factor Cable Loss Preamp Factor APos TPos Remark 1 5111.06 53.32 74.00 -20.68 39.05 35.78 11.11 32.62 391 130 PEAK	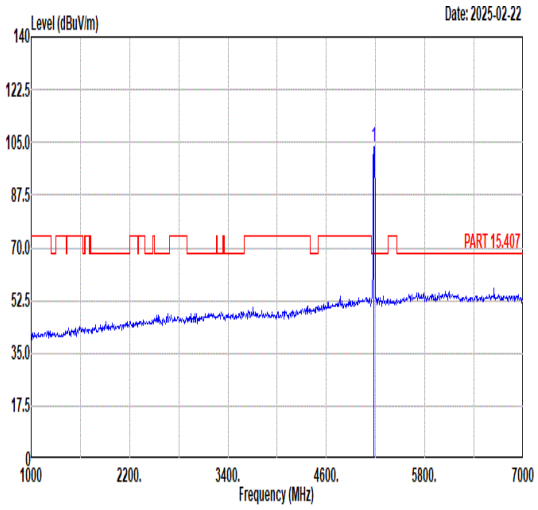 Freq Level Limit Line Margin (dB) Read Level Ant Factor Cable Loss Preamp Factor APos TPos Remark 1 5180.00 103.49 ------ ------ 89.30 35.76 11.07 32.64 391 130 PEAK
Avg	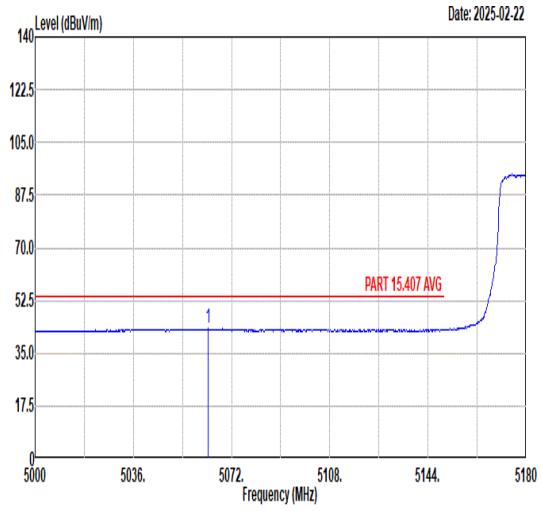 Freq Level Limit Line Margin (dB) Read Level Ant Factor Cable Loss Preamp Factor APos TPos Remark 1 5063.36 43.10 54.00 -10.90 28.78 35.80 11.13 32.61 391 130 AVERAGE	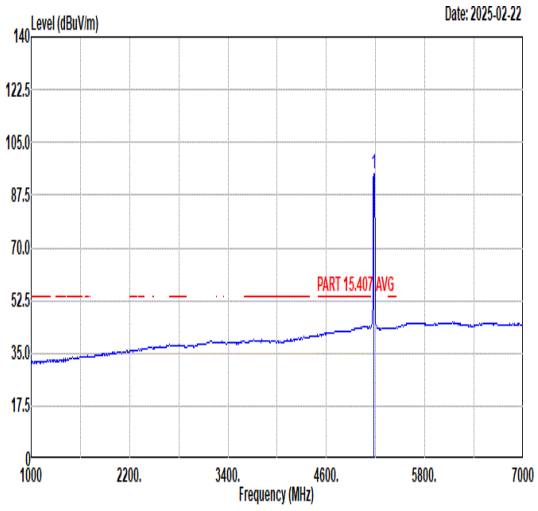 Freq Level Limit Line Margin (dB) Read Level Ant Factor Cable Loss Preamp Factor APos TPos Remark 1 5180.00 94.72 ------ ------ 80.53 35.76 11.07 32.64 391 130 AVERAGE

Mode	31	
	Band Edge	
	U-NII-1_5.25-5.35_802.11ax HE20_CH36_5180MHz	
ANT	1+2	
Pol.	Vertical	Fundamental
Peak	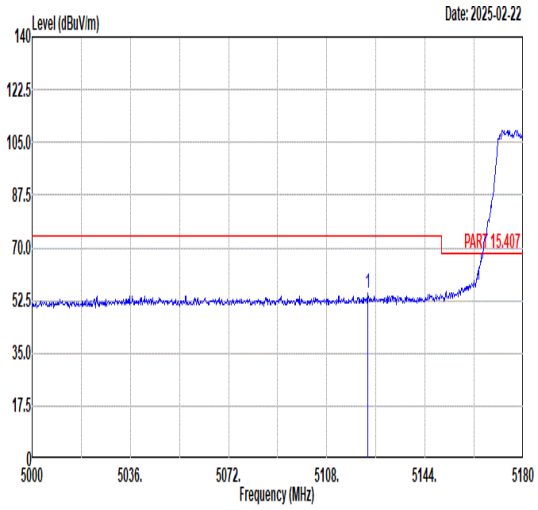 Freq Level Limit Line Margin (dB) Read Level Ant Factor Cable Loss Preamp Factor APos TPos Remark MHz dBuV/m dBuV/m dBuV dB/m dB dB cm deg 1 5123.12 54.82 74.00 -19.18 40.59 35.75 11.10 32.62 193 175 PEAK	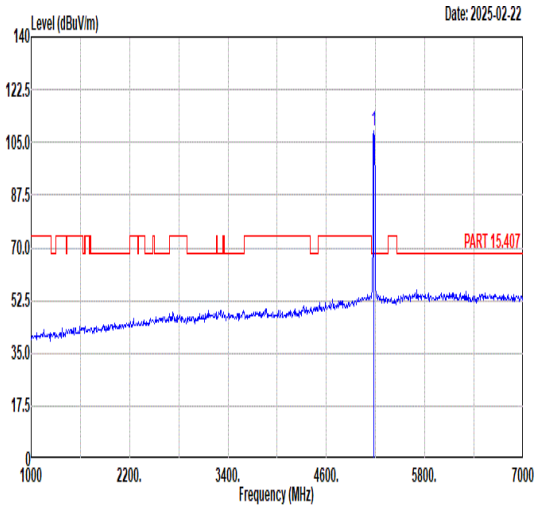 Freq Level Limit Line Margin (dB) Read Level Ant Factor Cable Loss Preamp Factor APos TPos Remark MHz dBuV/m dBuV/m dBuV dB/m dB dB cm deg 1 5180.00 109.04 ------ ------ 94.86 35.75 11.07 32.64 193 175 PEAK
Avg	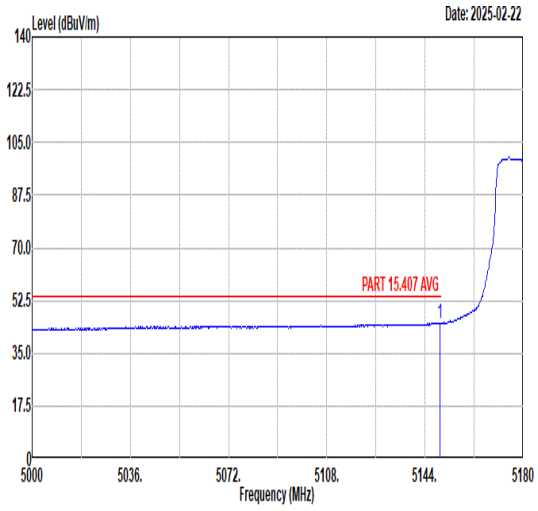 Freq Level Limit Line Margin (dB) Read Level Ant Factor Cable Loss Preamp Factor APos TPos Remark MHz dBuV/m dBuV/m dBuV dB/m dB dB cm deg 1 5149.58 45.16 54.00 -8.84 31.00 35.70 11.09 32.63 193 175 AVERAGE	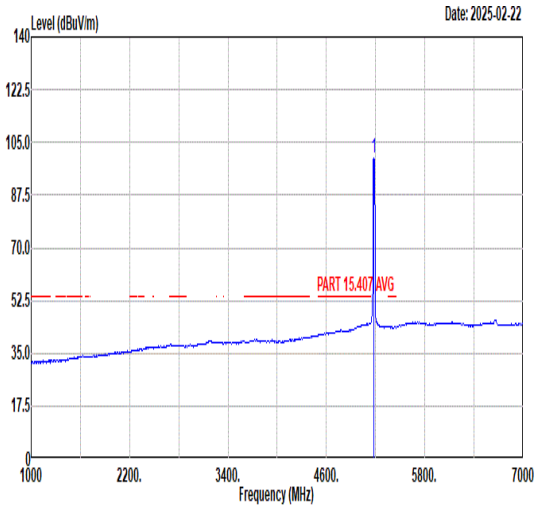 Freq Level Limit Line Margin (dB) Read Level Ant Factor Cable Loss Preamp Factor APos TPos Remark MHz dBuV/m dBuV/m dBuV dB/m dB dB cm deg 1 5180.00 99.64 ------ ------ 85.46 35.75 11.07 32.64 193 175 AVERAGE

Mode	31	
	Harmonic	
	U-NII-1_5.25-5.35_802.11ax HE20_CH36_5180MHz	
ANT	1+2	
Pol.	Horizontal	Vertical
Peak Avg	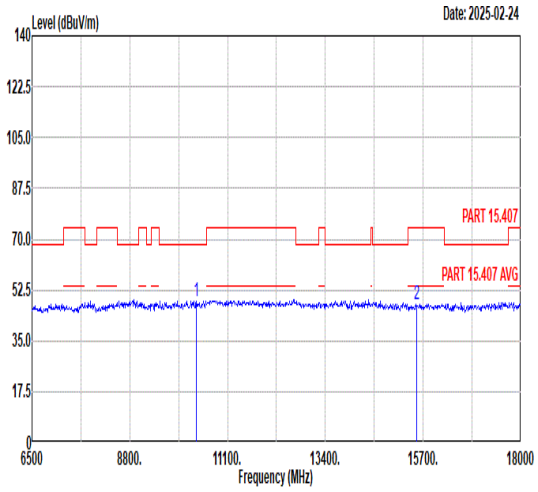 Freq Level Limit Line Margin Read Level Ant Factor Cable Loss Preamp Factor APos TPos Remark MHz dBuV/m dBuV/m dB dBuV dB/m dB dB cm deg 1 10360.00 48.43 68.30 -19.87 47.61 38.10 14.15 51.43 --- --- Peak 2 15540.00 47.36 74.00 -26.64 42.10 40.60 16.85 52.19 --- --- Peak	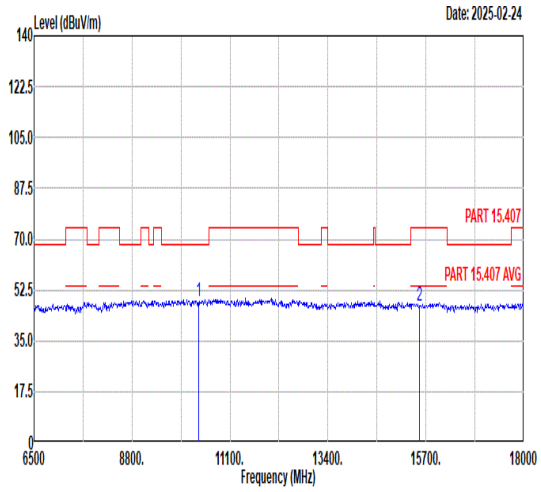 Freq Level Limit Line Margin Read Level Ant Factor Cable Loss Preamp Factor APos TPos Remark MHz dBuV/m dBuV/m dB dBuV dB/m dB dB cm deg 1 10360.00 48.83 68.30 -19.47 48.01 38.10 14.15 51.43 --- --- Peak 2 15540.00 47.08 74.00 -26.92 41.82 40.60 16.85 52.19 --- --- Peak

Mode	32	
	Harmonic	
	U-NII-1_5.25-5.35_802.11ax HE20_CH44_5220MHz	
ANT	1+2	
Pol.	Horizontal	Vertical
Peak Avg	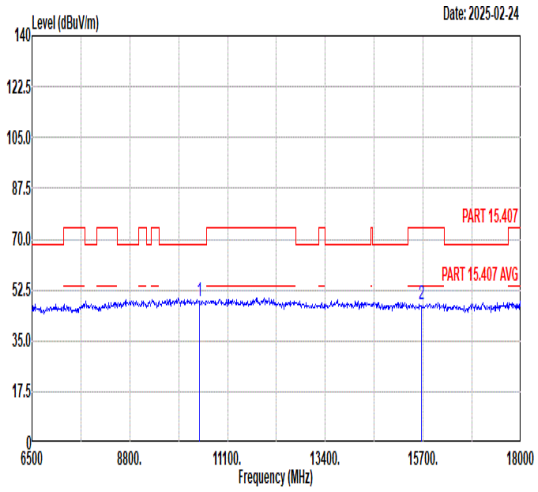 Freq Level Limit Line Margin Read Level Ant Factor Cable Loss Preamp Factor APos TPos Remark MHz dBuV/m dBuV/m dB dBuV dB/m dB dB cm deg 1 10440.00 48.63 68.30 -19.67 47.70 38.14 14.20 51.41 --- --- Peak 2 15660.00 47.49 74.00 -26.51 42.40 40.60 16.94 52.45 --- --- Peak	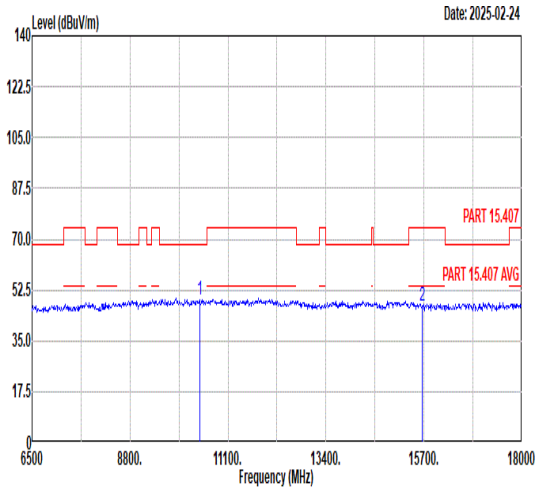 Freq Level Limit Line Margin Read Level Ant Factor Cable Loss Preamp Factor APos TPos Remark MHz dBuV/m dBuV/m dB dBuV dB/m dB dB cm deg 1 10440.00 49.10 68.30 -19.20 48.17 38.14 14.20 51.41 --- --- Peak 2 15660.00 47.09 74.00 -26.91 42.00 40.60 16.94 52.45 --- --- Peak

Mode	33	
	Harmonic	
	U-NII-1_5.25-5.35_802.11ax HE20_CH48_5240MHz	
ANT	1+2	
Pol.	Horizontal	Vertical
Peak Avg	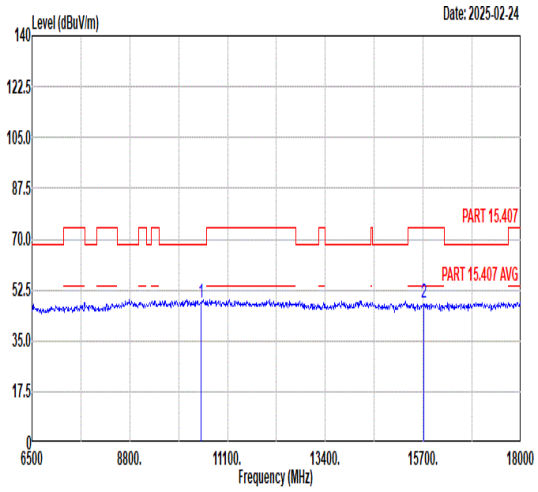 Freq Level Limit Line Margin Read Level Ant Factor Cable Loss Preamp Factor APos TPos Remark MHz dBuV/m dBuV/m dB dBuV dB/m dB dB cm deg 1 10480.00 47.96 68.30 -20.34 46.95 38.18 14.23 51.40 --- --- Peak 2 15720.00 47.90 74.00 -26.10 42.87 40.62 16.99 52.58 --- --- Peak	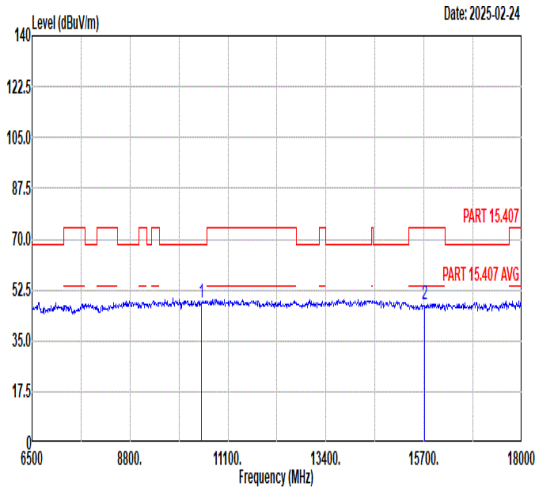 Freq Level Limit Line Margin Read Level Ant Factor Cable Loss Preamp Factor APos TPos Remark MHz dBuV/m dBuV/m dB dBuV dB/m dB dB cm deg 1 10480.00 48.19 68.30 -20.11 47.18 38.18 14.23 51.40 --- --- Peak 2 15720.00 47.54 74.00 -26.46 42.51 40.62 16.99 52.58 --- --- Peak

Mode	34	
	Harmonic	
	U-NII-2A_5.25-5.35_802.11ax HE20_CH52_5260MHz	
ANT	1+2	
Pol.	Horizontal	Vertical
Peak Avg	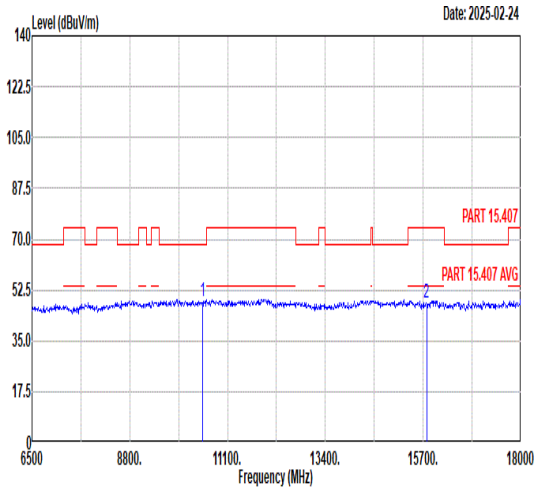 Freq Level Limit Line Margin Read Level Ant Factor Cable Loss Preamp Factor APos TPos Remark MHz dBuV/m dBuV/m dB dBuV dB/m dB dB cm deg 1 10520.00 48.73 68.30 -19.57 47.66 38.20 14.25 51.38 --- --- Peak 2 15780.00 47.98 74.00 -26.02 42.98 40.68 17.04 52.72 --- --- Peak	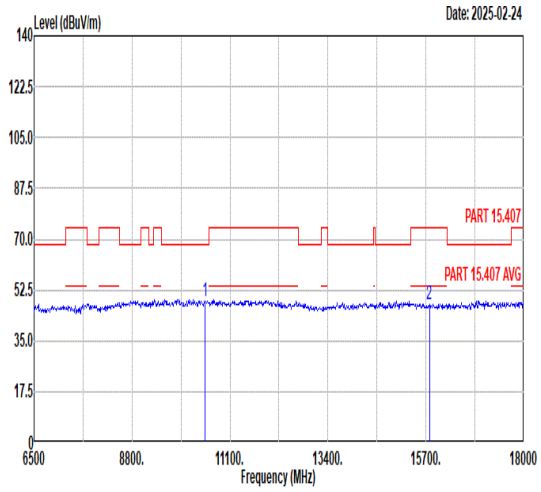 Freq Level Limit Line Margin Read Level Ant Factor Cable Loss Preamp Factor APos TPos Remark MHz dBuV/m dBuV/m dB dBuV dB/m dB dB cm deg 1 10520.00 48.87 68.30 -19.43 47.80 38.20 14.25 51.38 --- --- Peak 2 15780.00 47.38 74.00 -26.62 42.38 40.68 17.04 52.72 --- --- Peak

Mode	35	
	Harmonic	
	U-NII-2A_5.25-5.35_802.11ax HE20_CH60_5300MHz	
ANT	1+2	
Pol.	Horizontal	Vertical
Peak Avg	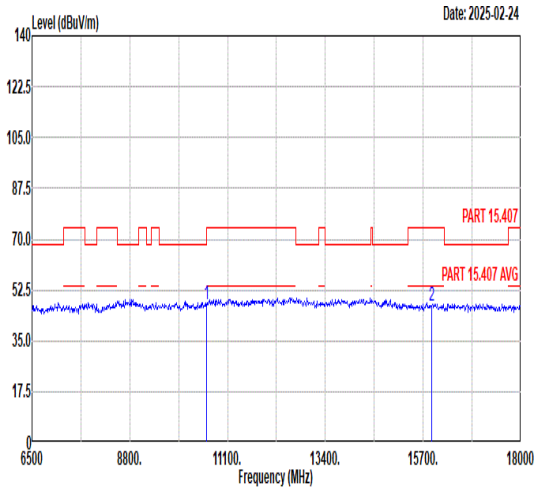 Freq Level Limit Line Margin Read Level Ant Factor Cable Loss Preamp Factor APos TPos Remark MHz dBuV/m dBuV/m dB dBuV dB/m dB dB cm deg 1 10600.00 47.73 74.00 -26.27 46.53 38.20 14.30 51.30 --- --- Peak 2 15900.00 47.17 74.00 -26.83 42.11 40.90 17.14 52.98 --- --- Peak	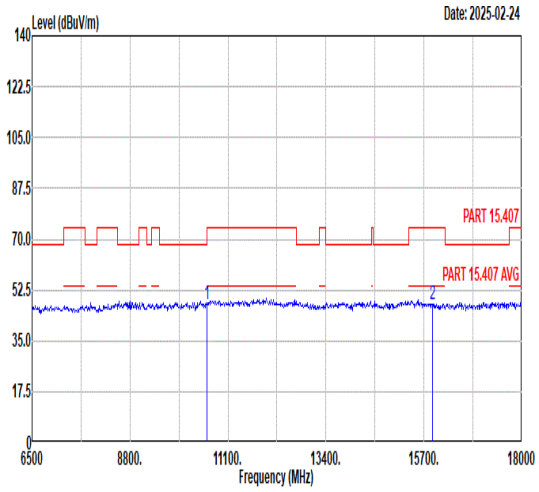 Freq Level Limit Line Margin Read Level Ant Factor Cable Loss Preamp Factor APos TPos Remark MHz dBuV/m dBuV/m dB dBuV dB/m dB dB cm deg 1 10600.00 47.77 74.00 -26.23 46.57 38.20 14.30 51.30 --- --- Peak 2 15900.00 47.40 74.00 -26.60 42.34 40.90 17.14 52.98 --- --- Peak

Mode	36	
	Band Edge	
	U-NII-2A_5.25-5.35_802.11ax HE20_CH64_5320MHz	
ANT	1+2	
Pol.	Horizontal	Fundamental
Peak	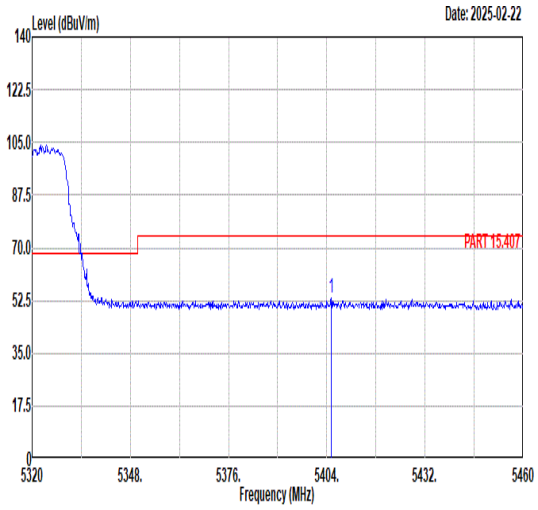 Freq Level Limit Line Margin (dB) Read Level Ant Factor Cable Loss Preamp Factor APos TPos Remark MHz dBuV/m dBuV/m dBuV dB/m dB dB cm deg 1 5405.26 53.34 74.00 -20.66 39.13 35.99 10.90 32.68 391 116 PEAK	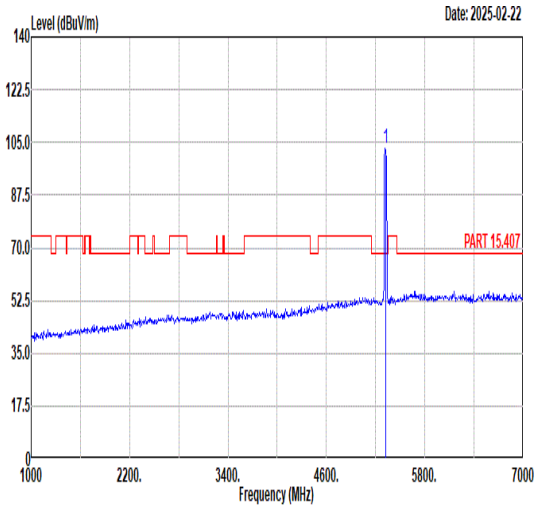 Freq Level Limit Line Margin (dB) Read Level Ant Factor Cable Loss Preamp Factor APos TPos Remark MHz dBuV/m dBuV/m dBuV dB/m dB dB cm deg 1 5320.00 102.85 ------ ------ 88.66 35.88 10.97 32.66 391 116 PEAK
Avg	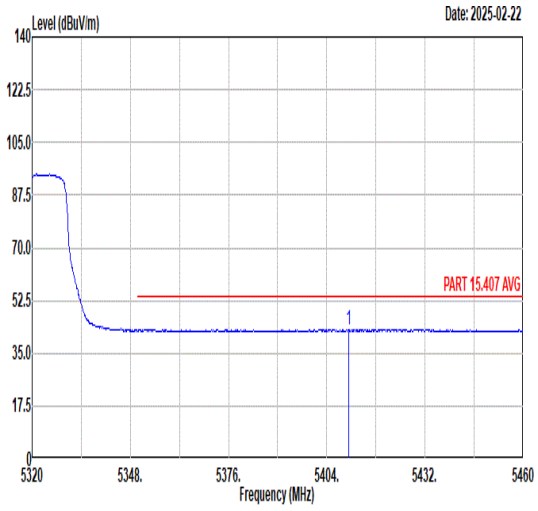 Freq Level Limit Line Margin (dB) Read Level Ant Factor Cable Loss Preamp Factor APos TPos Remark MHz dBuV/m dBuV/m dBuV dB/m dB dB cm deg 1 5410.16 42.89 54.00 -11.11 28.68 35.98 10.91 32.68 391 115 AVERAGE	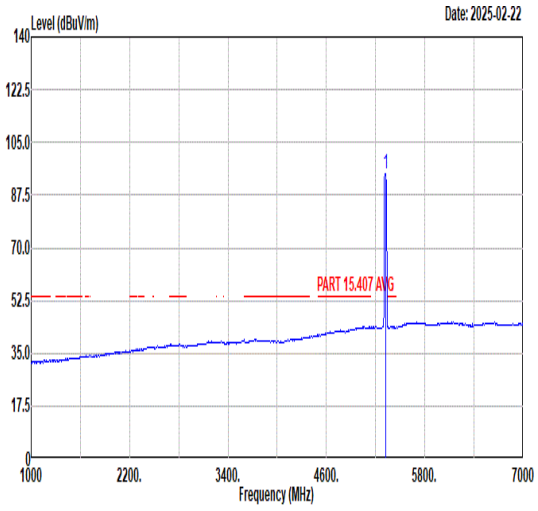 Freq Level Limit Line Margin (dB) Read Level Ant Factor Cable Loss Preamp Factor APos TPos Remark MHz dBuV/m dBuV/m dBuV dB/m dB dB cm deg 1 5320.00 94.51 ------ ------ 80.32 35.88 10.97 32.66 391 116 AVERAGE

Mode	36	
	Band Edge	
	U-NII-2A_5.25-5.35_802.11ax HE20_CH64_5320MHz	
ANT	1+2	
Pol.	Vertical	Fundamental
Peak	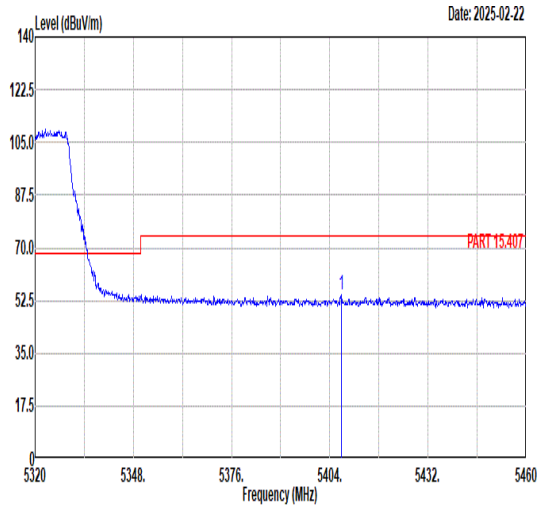 Freq Level Limit Line Margin (dB) Read Level Ant Factor Cable Loss Preamp Factor APos TPos Remark 1 5407.22 54.62 74.00 -19.38 40.41 35.99 10.90 32.68 147 171 PEAK	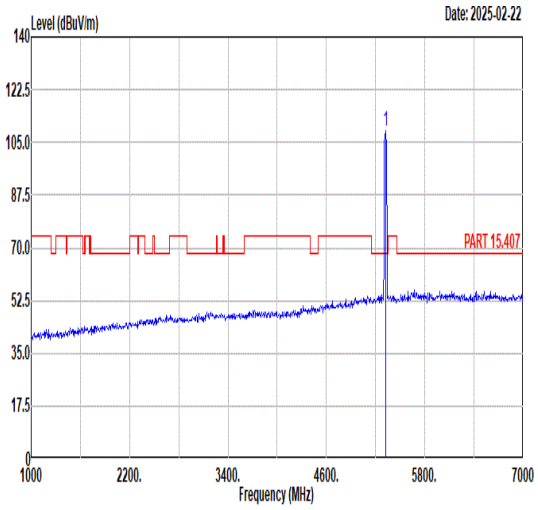 Freq Level Limit Line Margin (dB) Read Level Ant Factor Cable Loss Preamp Factor APos TPos Remark 1 5320.00 108.79 ------ ------ 94.56 35.92 10.97 32.66 147 171 PEAK
Avg	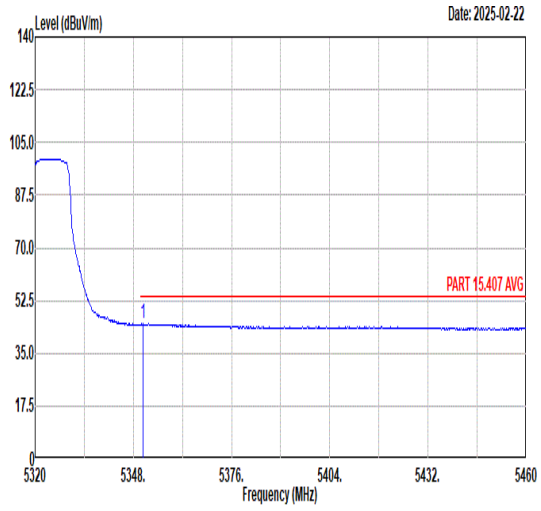 Freq Level Limit Line Margin (dB) Read Level Ant Factor Cable Loss Preamp Factor APos TPos Remark 1 5350.66 44.68 54.00 -9.32 30.31 36.10 10.94 32.67 147 171 AVERAGE	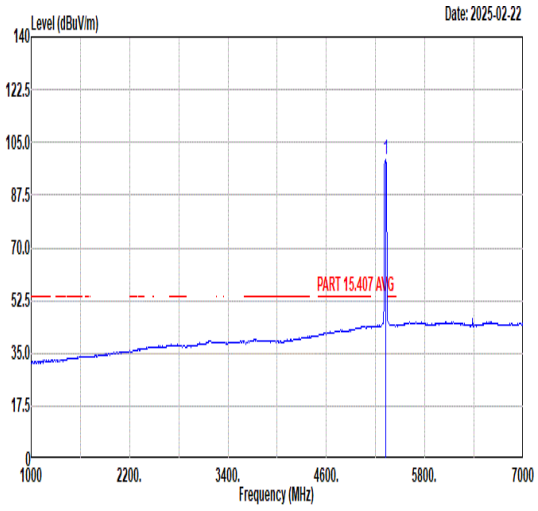 Freq Level Limit Line Margin (dB) Read Level Ant Factor Cable Loss Preamp Factor APos TPos Remark 1 5320.00 99.29 ------ ------ 85.04 35.96 10.96 32.67 147 171 AVERAGE

Mode	36	
	Harmonic	
	U-NII-2A_5.25-5.35_802.11ax HE20_CH64_5320MHz	
ANT	1+2	
Pol.	Horizontal	Vertical
Peak Avg	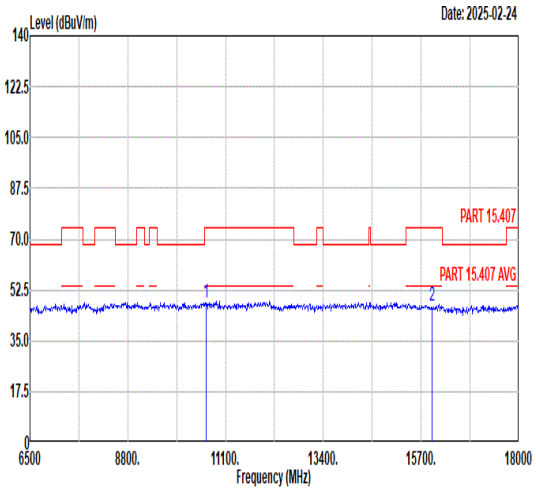 Freq Level Limit Line Margin Read Level Ant Factor Cable Loss Preamp Factor APos TPos Remark MHz dBuV/m dBuV/m dB dBuV dB/m dB dB cm deg 1 10640.00 47.88 74.00 -26.12 46.66 38.16 14.32 51.26 --- --- Peak 2 15960.00 47.15 74.00 -26.85 42.05 41.02 17.19 53.11 --- --- Peak	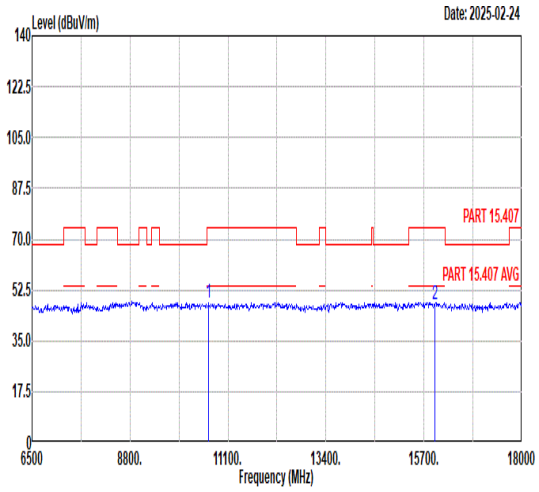 Freq Level Limit Line Margin Read Level Ant Factor Cable Loss Preamp Factor APos TPos Remark MHz dBuV/m dBuV/m dB dBuV dB/m dB dB cm deg 1 10640.00 47.84 74.00 -26.16 46.62 38.16 14.32 51.26 --- --- Peak 2 15960.00 47.79 74.00 -26.21 42.69 41.02 17.19 53.11 --- --- Peak

Mode	37	
	Band Edge	
	U-NII-2C_5.47-5.725_802.11ax HE20_CH100_5500MHz	
ANT	1+2	
Pol.	Horizontal	Fundamental
Peak	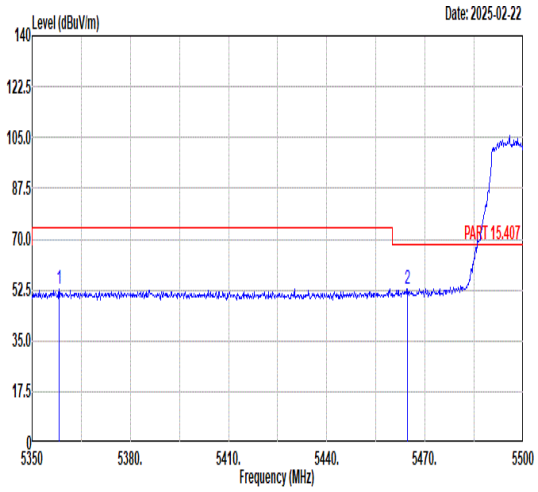 Freq Level Limit Line Margin (dB) Read Level Ant Factor Cable Loss Preamp Factor APos TPos Remark MHz dBuV/m dBuV/m dBuV dB/m dB dB cm deg 1 5358.25 52.82 74.00 -21.18 38.47 36.08 10.94 32.67 400 132 PEAK 2 5464.60 52.91 68.30 -15.39 38.50 35.96 11.14 32.69 400 132 PEAK	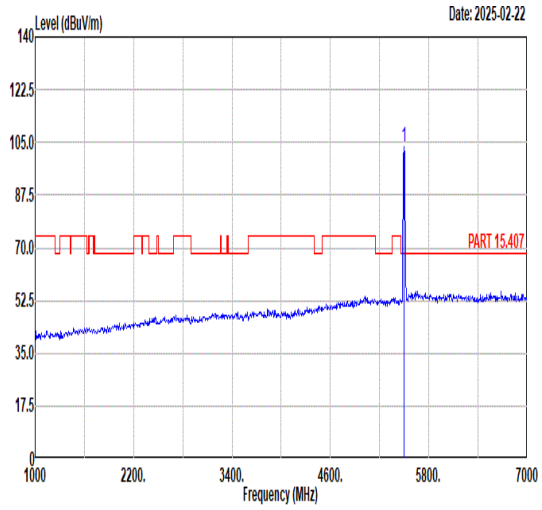 Freq Level Limit Line Margin (dB) Read Level Ant Factor Cable Loss Preamp Factor APos TPos Remark MHz dBuV/m dBuV/m dBuV dB/m dB dB cm deg 1 5500.00 103.79 ------ ------ 89.10 36.10 11.29 32.70 400 132 PEAK
Avg	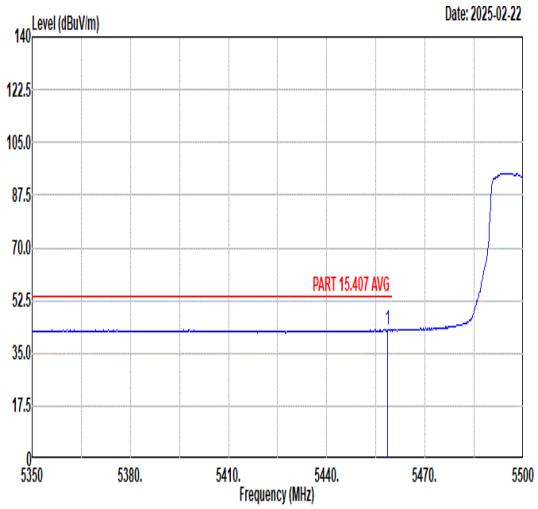 Freq Level Limit Line Margin (dB) Read Level Ant Factor Cable Loss Preamp Factor APos TPos Remark MHz dBuV/m dBuV/m dBuV dB/m dB dB cm deg 1 5458.60 42.74 54.00 -11.26 28.39 35.93 11.11 32.69 400 132 AVERAGE	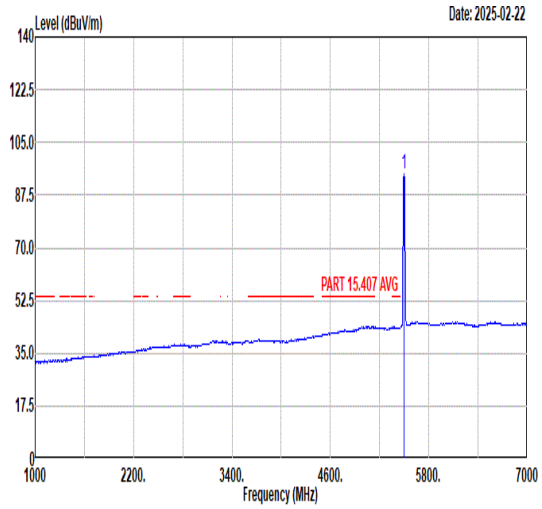 Freq Level Limit Line Margin (dB) Read Level Ant Factor Cable Loss Preamp Factor APos TPos Remark MHz dBuV/m dBuV/m dBuV dB/m dB dB cm deg 1 5500.00 94.36 ------ ------ 79.72 36.08 11.26 32.70 400 132 AVERAGE

Mode	37	
	Band Edge	
	U-NII-2C_5.47-5.725_802.11ax HE20_CH100_5500MHz	
ANT	1+2	
Pol.	Vertical	Fundamental
Peak	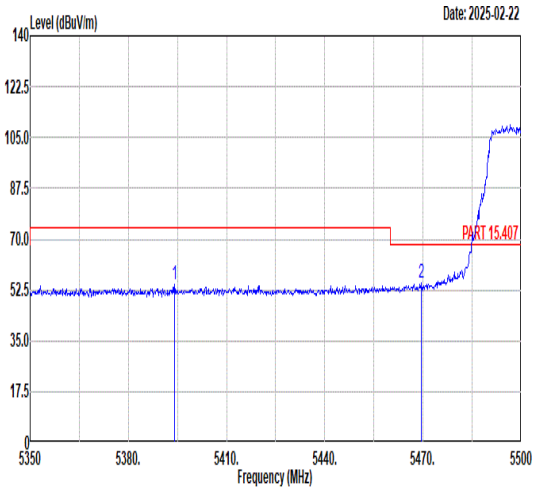 Freq Level Limit Line Margin (dB) Read Level Ant Factor Cable Loss Preamp Factor APos TPos Remark MHz dBuV/m dBuV/m dBuV dB/m dB dB cm deg 1 5394.10 54.26 74.00 -19.74 40.02 36.01 10.91 32.68 147 174 PEAK 2 5469.40 54.86 68.30 -13.44 40.41 35.98 11.16 32.69 147 174 PEAK	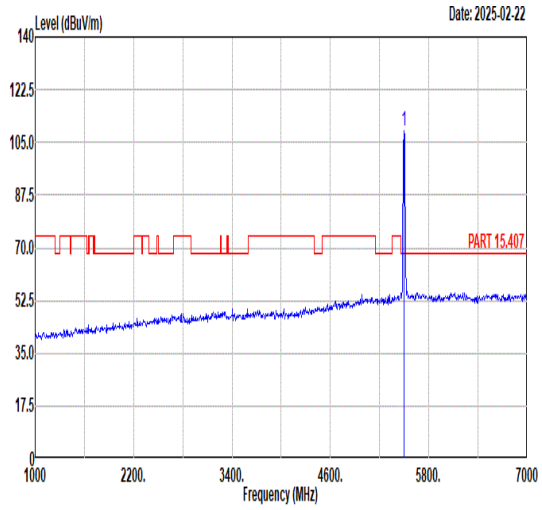 Freq Level Limit Line Margin (dB) Read Level Ant Factor Cable Loss Preamp Factor APos TPos Remark MHz dBuV/m dBuV/m dBuV dB/m dB dB cm deg 1 5500.00 108.62 ------ ------ 93.93 36.10 11.29 32.70 147 174 PEAK
Avg	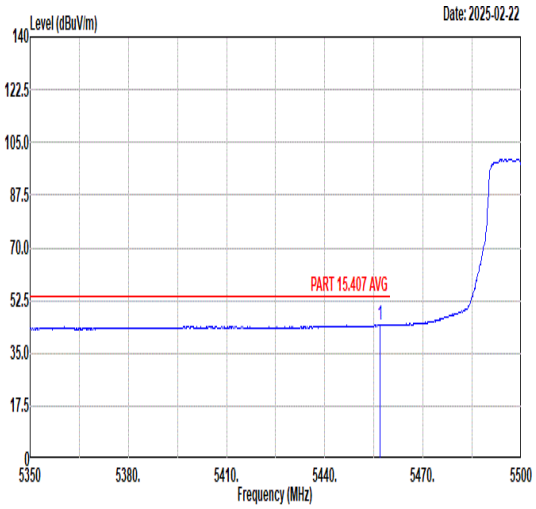 Freq Level Limit Line Margin (dB) Read Level Ant Factor Cable Loss Preamp Factor APos TPos Remark MHz dBuV/m dBuV/m dBuV dB/m dB dB cm deg 1 5456.95 44.47 54.00 -9.53 30.12 35.93 11.11 32.69 147 174 AVERAGE	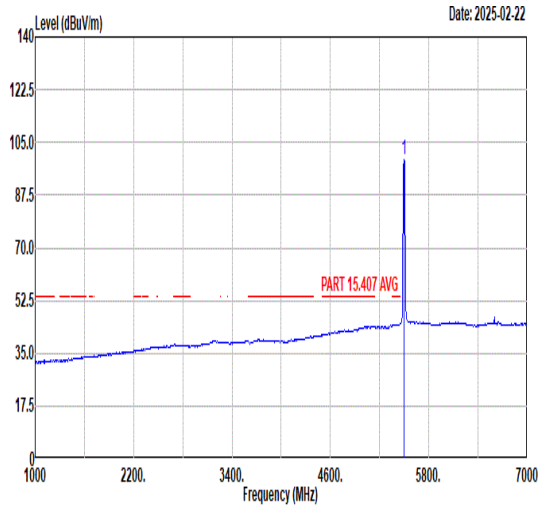 Freq Level Limit Line Margin (dB) Read Level Ant Factor Cable Loss Preamp Factor APos TPos Remark MHz dBuV/m dBuV/m dBuV dB/m dB dB cm deg 1 5500.00 99.30 ------ ------ 84.61 36.10 11.29 32.70 147 174 AVERAGE

Mode	37	
	Harmonic	
	U-NII-2C_5.47-5.725_802.11ax HE20_CH100_5500MHz	
ANT	1+2	
Pol.	Horizontal	Vertical
Peak Avg	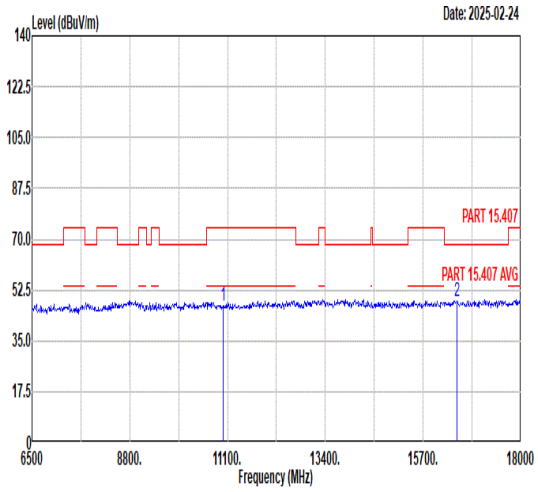 Freq Level Limit Line Margin Read Level Ant Factor Cable Loss Preamp Factor APos TPos Remark MHz dBuV/m dBuV/m dB dBuV dB/m dB dB cm deg 1 11000.00 47.00 74.00 -27.00 45.36 38.00 14.54 50.90 --- --- Peak 2 16500.00 48.49 68.30 -19.81 43.03 41.20 17.36 53.10 --- --- Peak	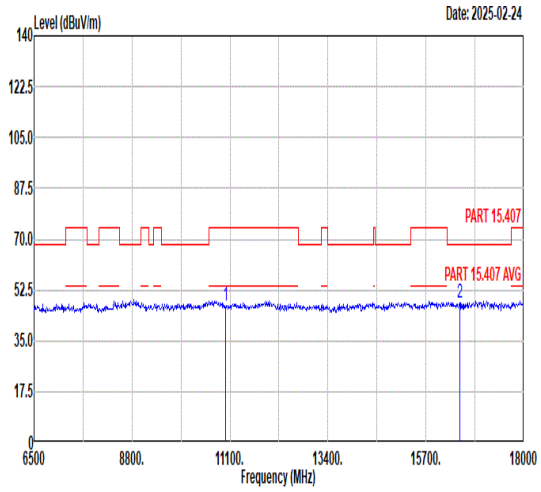 Freq Level Limit Line Margin Read Level Ant Factor Cable Loss Preamp Factor APos TPos Remark MHz dBuV/m dBuV/m dB dBuV dB/m dB dB cm deg 1 11000.00 46.96 74.00 -27.04 45.32 38.00 14.54 50.90 --- --- Peak 2 16500.00 48.13 68.30 -20.17 42.67 41.20 17.36 53.10 --- --- Peak

Mode	38	
	Harmonic	
	U-NII-2C_5.47-5.725_802.11ax HE20_CH116_5580MHz	
ANT	1+2	
Pol.	Horizontal	Vertical
Peak Avg	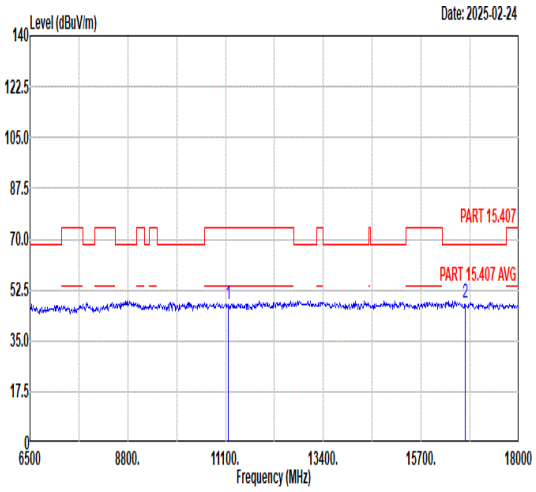 Freq Level Limit Line Margin Read Level Ant Factor Cable Loss Preamp Factor APos TPos Remark MHz dBuV/m dBuV/m dB dBuV dB/m dB dB cm deg 1 11160.00 47.29 74.00 -26.71 45.30 38.06 14.64 50.71 --- --- Peak 2 16740.00 48.08 68.30 -20.22 42.02 41.44 17.43 52.81 --- --- Peak	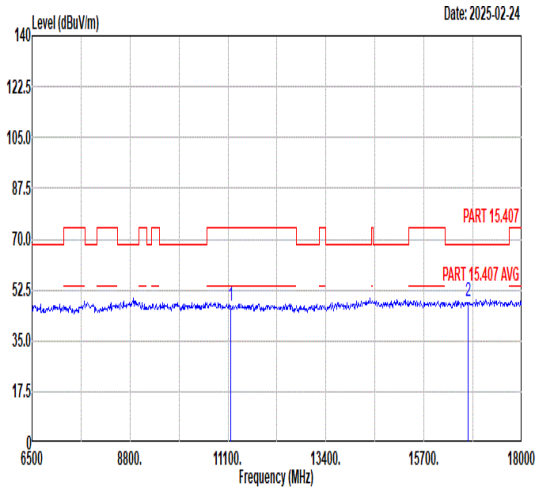 Freq Level Limit Line Margin Read Level Ant Factor Cable Loss Preamp Factor APos TPos Remark MHz dBuV/m dBuV/m dB dBuV dB/m dB dB cm deg 1 11160.00 47.24 74.00 -26.76 45.25 38.06 14.64 50.71 --- --- Peak 2 16740.00 48.62 68.30 -19.68 42.56 41.44 17.43 52.81 --- --- Peak

Mode	39	
	Band Edge	
	U-NII-2C_5.47-5.725_802.11ax HE20_CH140_5700MHz	
ANT	1+2	
Pol.	Horizontal	Fundamental
Peak	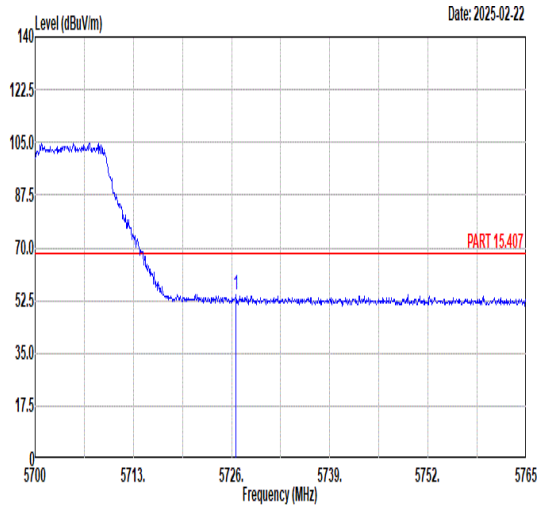 Freq Level Limit Line Margin (dB) Read Level Ant Factor Cable Loss Preamp Factor APos TPos Remark MHz dBuV/m dBuV/m dBuV dB/m dB dB cm deg 1 5726.59 54.31 68.30 -13.99 38.80 36.65 11.65 32.79 387 124 PEAK	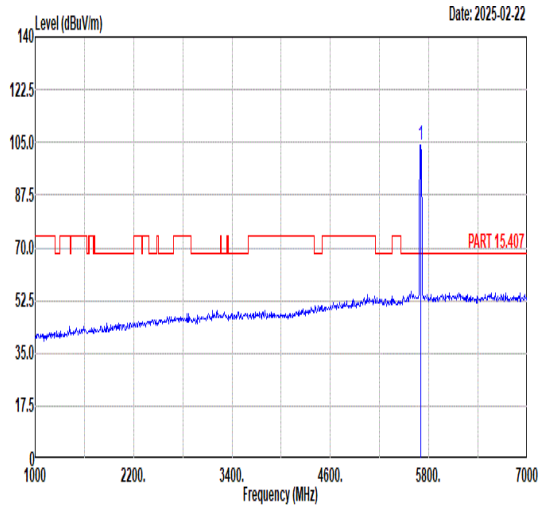 Freq Level Limit Line Margin (dB) Read Level Ant Factor Cable Loss Preamp Factor APos TPos Remark MHz dBuV/m dBuV/m dBuV dB/m dB dB cm deg 1 5700.00 104.28 ------ ------ 88.79 36.60 11.67 32.78 387 124 PEAK
Avg	Blank	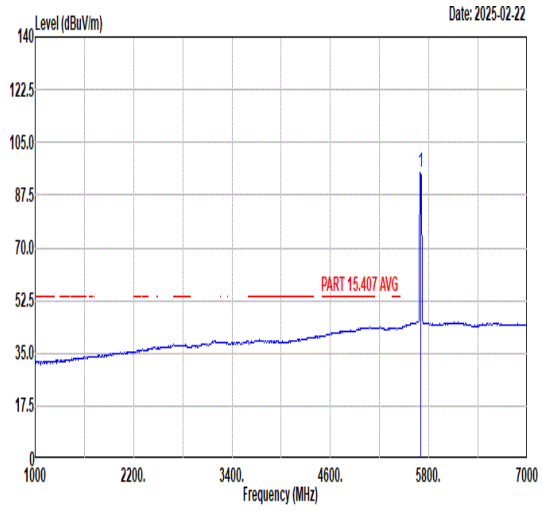 Freq Level Limit Line Margin (dB) Read Level Ant Factor Cable Loss Preamp Factor APos TPos Remark MHz dBuV/m dBuV/m dBuV dB/m dB dB cm deg 1 5700.00 94.84 ------ ------ 79.37 36.58 11.67 32.78 387 124 AVERAGE