Mode	72	
	Band Edge - L	
	U-NII-2A_5.25-5.35_802.11ax HE80_CH58_Full_5290MHz+802.11ac VHT20_CH11 CO_TX	
ANT	SISO 1/0	
Pol.	Horizontal	Fundamental
Peak	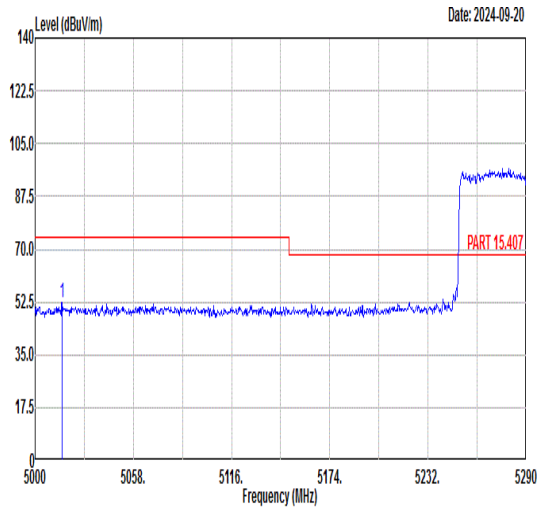 Freq Level Limit Line Margin (dB) Read Level Ant Factor Cable Loss Preamp Factor APos TPos Remark MHz dBuV/m dBuV/m dBuV dB/m dB dB cm deg 1 5015.95 52.19 74.00 -21.81 40.41 36.19 8.29 32.70 300 210 PEAK	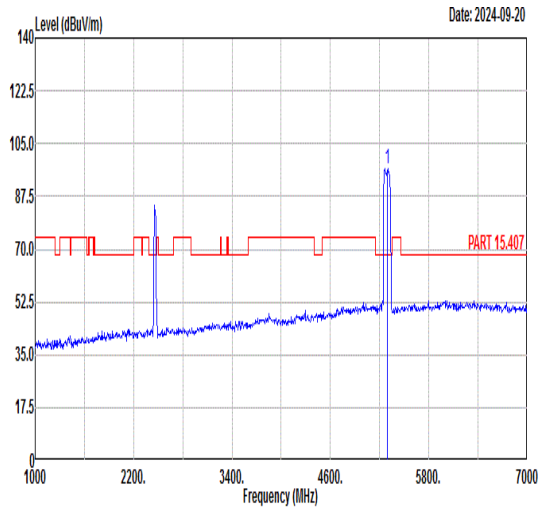 Freq Level Limit Line Margin (dB) Read Level Ant Factor Cable Loss Preamp Factor APos TPos Remark MHz dBuV/m dBuV/m dBuV dB/m dB dB cm deg 1 5290.00 96.78 ------ ------ 84.46 36.04 8.93 32.65 300 210 PEAK
Avg	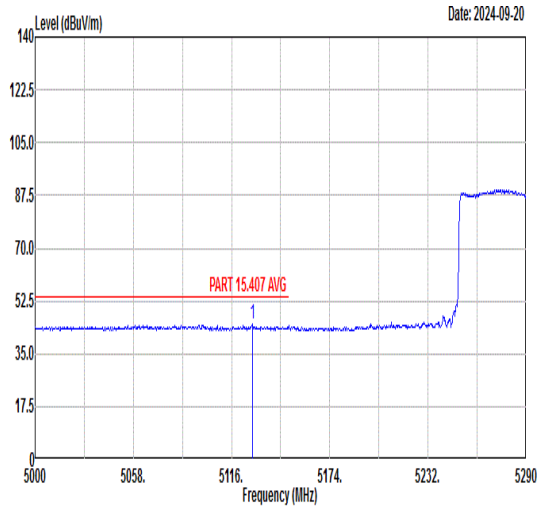 Freq Level Limit Line Margin (dB) Read Level Ant Factor Cable Loss Preamp Factor APos TPos Remark MHz dBuV/m dBuV/m dBuV dB/m dB dB cm deg 1 5128.47 45.01 54.00 -8.99 33.06 36.12 8.50 32.67 300 210 AVERAGE	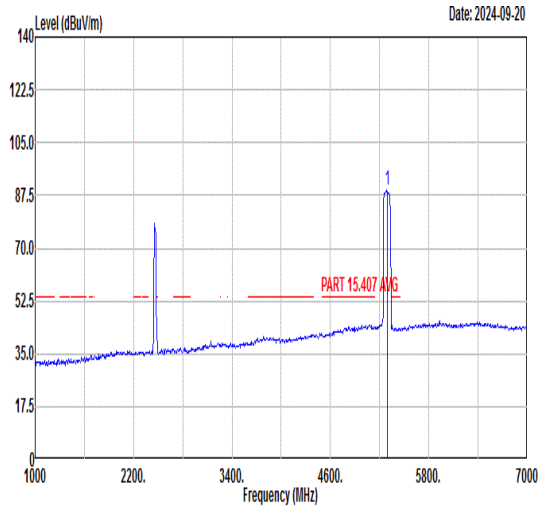 Freq Level Limit Line Margin (dB) Read Level Ant Factor Cable Loss Preamp Factor APos TPos Remark MHz dBuV/m dBuV/m dBuV dB/m dB dB cm deg 1 5290.00 89.17 ------ ------ 76.76 36.03 9.02 32.64 300 210 AVERAGE

Mode	72	
	Band Edge - R	
	U-NII-2A_5.25-5.35_802.11ax HE80_CH58_Full_5290MHz+802.11ac VHT20_CH11 CO_TX	
ANT	SISO 1/0	
Pol.	Horizontal	Fundamental
Peak	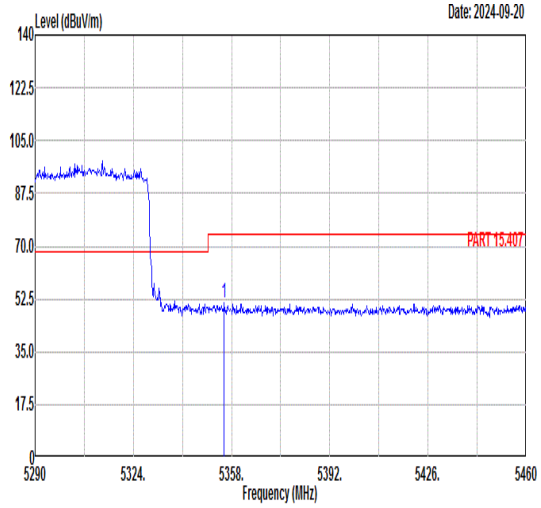 Freq Level Limit Line Margin (dB) Read Level Ant Factor Cable Loss Preamp Factor APos TPos Remark MHz dBuV/m dBuV/m dBuV dB/m dB dB cm deg 1 5355.45 51.35 74.00 -22.65 38.60 35.99 9.39 32.63 300 210 PEAK	Blank
Avg	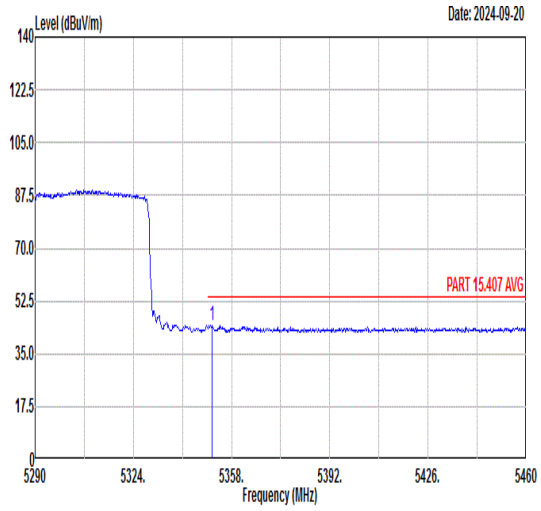 Freq Level Limit Line Margin (dB) Read Level Ant Factor Cable Loss Preamp Factor APos TPos Remark MHz dBuV/m dBuV/m dBuV dB/m dB dB cm deg 1 5351.37 44.50 54.00 -9.50 31.77 35.99 9.37 32.63 300 210 AVERAGE	Blank

Mode	72	
	Band Edge - L	
	U-NII-2A_5.25-5.35_802.11ax HE80_CH58_Full_5290MHz+802.11ac VHT20_CH11 CO_TX	
ANT	SISO 1/0	
Pol.	Vertical	Fundamental
Peak	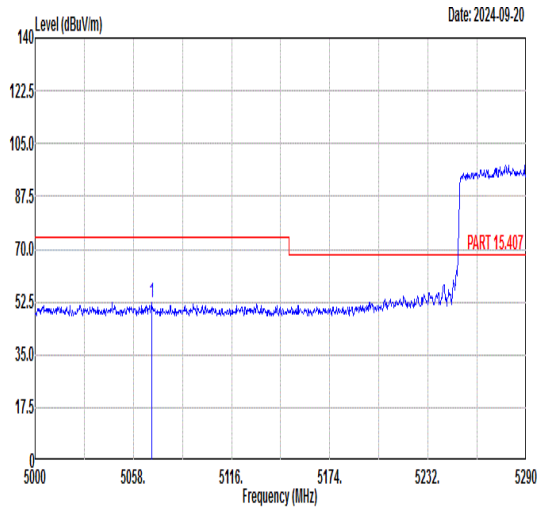 Freq Level Limit Line Margin (dB) Read Level Ant Factor Cable Loss Preamp Factor APos TPos Remark 1 5068.73 52.16 74.00 -21.84 40.30 36.16 8.39 32.69 303 111 PEAK	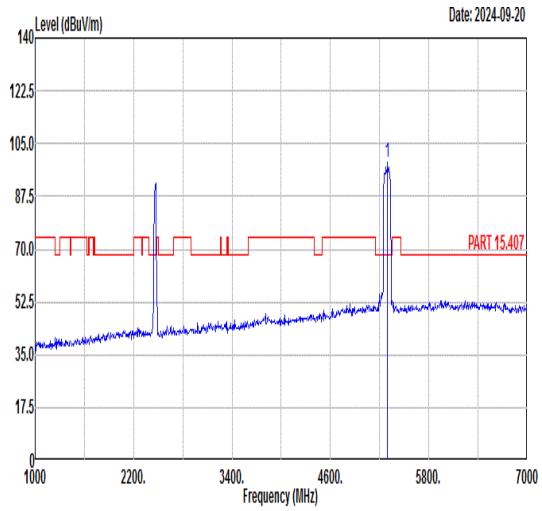 Freq Level Limit Line Margin (dB) Read Level Ant Factor Cable Loss Preamp Factor APos TPos Remark 1 5290.00 98.75 ------ ------ 86.28 36.02 9.09 32.64 303 111 PEAK
Avg	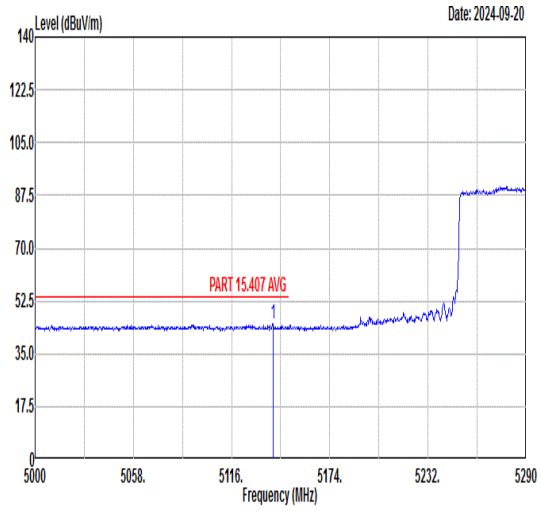 Freq Level Limit Line Margin (dB) Read Level Ant Factor Cable Loss Preamp Factor APos TPos Remark 1 5140.36 44.68 54.00 -9.32 32.71 36.12 8.52 32.67 303 111 AVERAGE	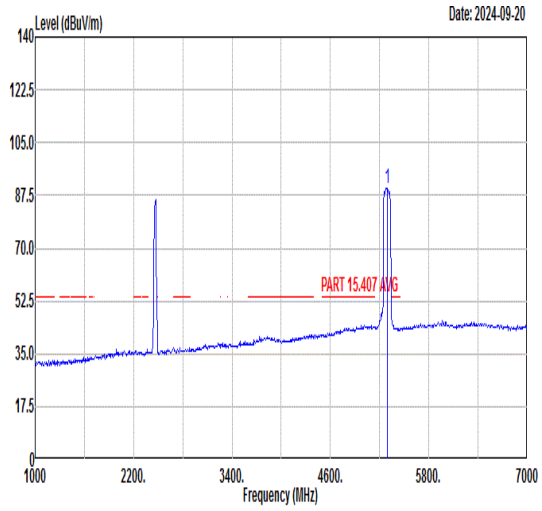 Freq Level Limit Line Margin (dB) Read Level Ant Factor Cable Loss Preamp Factor APos TPos Remark 1 5290.00 90.01 ------ ------ 77.60 36.03 9.02 32.64 303 111 AVERAGE

Mode	72	
	Band Edge - R	
	U-NII-2A_5.25-5.35_802.11ax HE80_CH58_Full_5290MHz+802.11ac VHT20_CH11 CO_TX	
ANT	SISO 1/0	
Pol.	Vertical	Fundamental
Peak	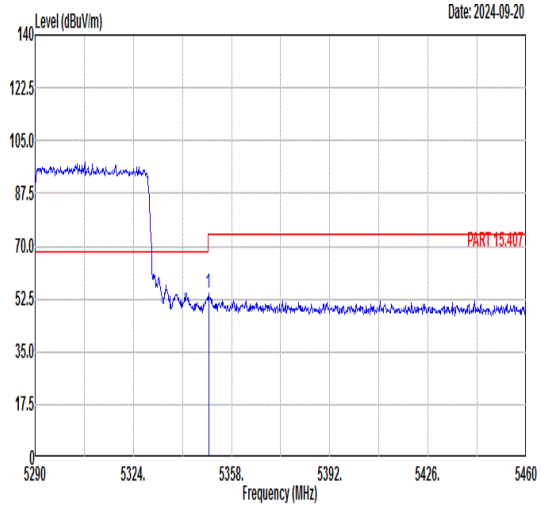 Freq Level Limit Line Margin (dB) Read Level Ant Factor Cable Loss Preamp Factor APos TPos Remark MHz dBuV/m dBuV/m dBuV dB/m dB dB cm deg 1 5350.01 54.66 74.00 -19.34 41.94 35.99 9.36 32.63 303 111 PEAK	Blank
Avg	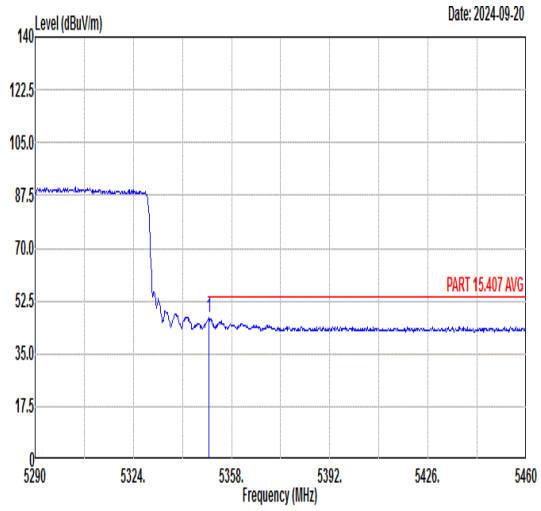 Freq Level Limit Line Margin (dB) Read Level Ant Factor Cable Loss Preamp Factor APos TPos Remark MHz dBuV/m dBuV/m dBuV dB/m dB dB cm deg 1 5350.18 46.76 54.00 -7.24 34.03 35.99 9.37 32.63 303 111 AVERAGE	Blank

Mode	72	
	Band Edge	
	U-NII-2A_5.25-5.35_802.11ax HE80_CH58_Full_5290MHz+802.11ac VHT20_CH11 CO_TX	
ANT	SISO 1/0	
Pol.	Horizontal	Fundamental
Peak	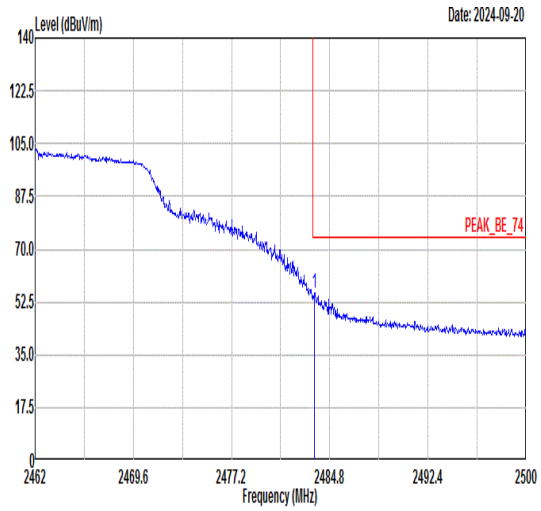 Freq Level Limit Line Margin (dB) Read Level Ant Factor Cable Loss Preamp Factor APos TPos Remark 1 2483.62 55.45 74.00 -18.55 52.88 30.70 5.46 33.59 118 135 PEAK	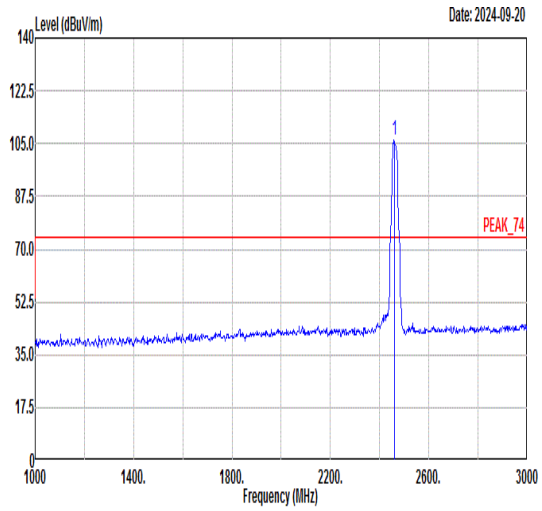 Freq Level Limit Line Margin (dB) Read Level Ant Factor Cable Loss Preamp Factor APos TPos Remark 1 2462.00 106.01 ------ ------ 103.44 30.71 5.43 33.57 118 135 PEAK
Avg	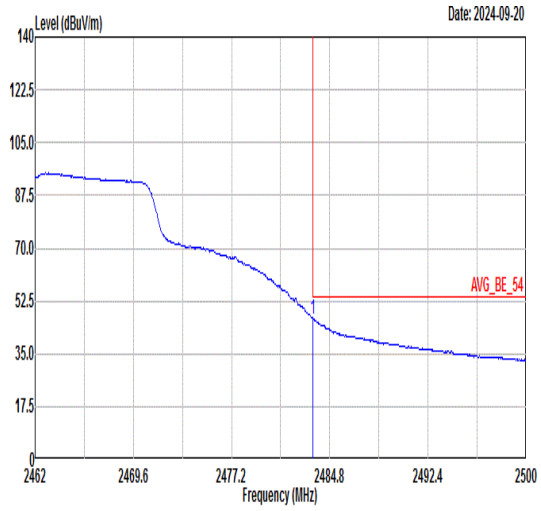 Freq Level Limit Line Margin (dB) Read Level Ant Factor Cable Loss Preamp Factor APos TPos Remark 1 2483.51 46.63 54.00 -7.37 44.06 30.70 5.46 33.59 118 135 AVERAGE	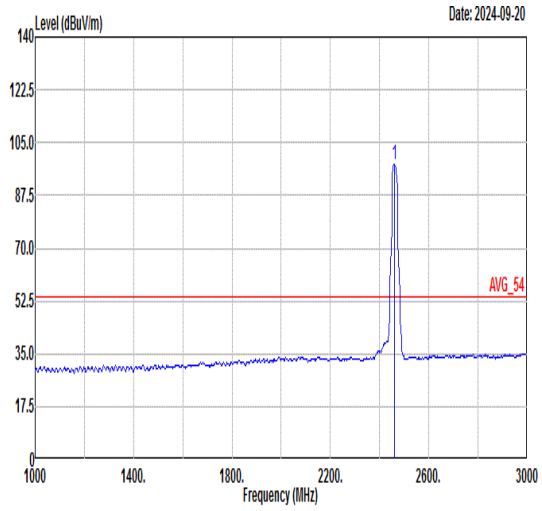 Freq Level Limit Line Margin (dB) Read Level Ant Factor Cable Loss Preamp Factor APos TPos Remark 1 2462.00 97.80 ------ ------ 95.24 30.71 5.43 33.58 118 135 AVERAGE

Mode	72	
	Band Edge	
	U-NII-2A_5.25-5.35_802.11ax HE80_CH58_Full_5290MHz+802.11ac VHT20_CH11 CO_TX	
ANT	SISO 1/0	
Pol.	Vertical	Fundamental
Peak	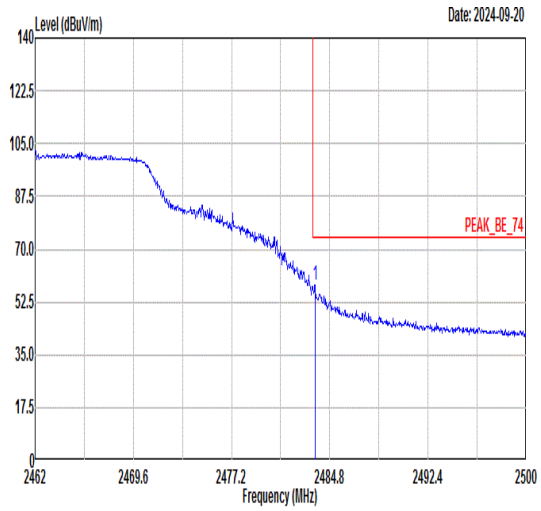 Freq Level Limit Line Margin (dB) Read Level Ant Factor Cable Loss Preamp Factor APos TPos Remark 1 2483.66 58.16 74.00 -15.84 55.59 30.70 5.46 33.59 227 188 PEAK	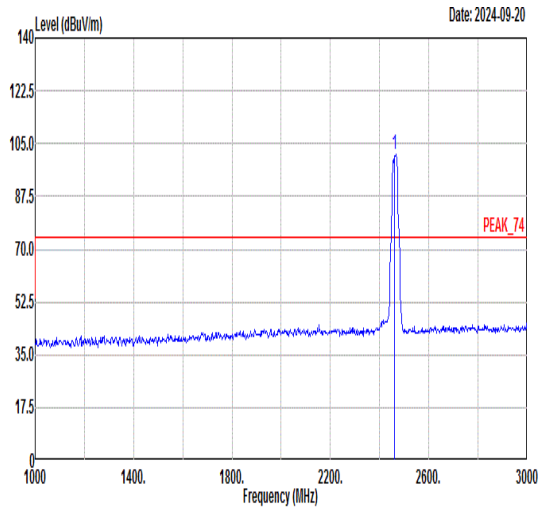 Freq Level Limit Line Margin (dB) Read Level Ant Factor Cable Loss Preamp Factor APos TPos Remark 1 2462.00 101.68 ------ ------ 99.11 30.71 5.44 33.58 227 188 PEAK
Avg	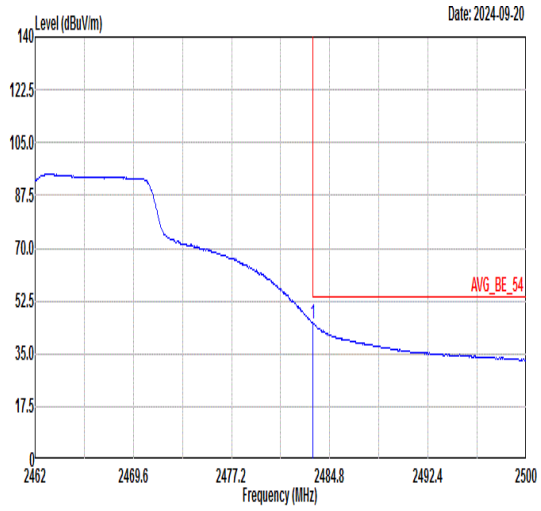 Freq Level Limit Line Margin (dB) Read Level Ant Factor Cable Loss Preamp Factor APos TPos Remark 1 2483.51 45.00 54.00 -9.00 42.43 30.70 5.46 33.59 227 188 AVERAGE	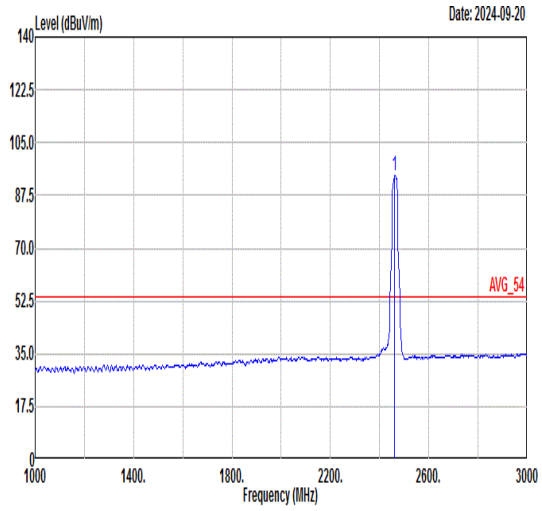 Freq Level Limit Line Margin (dB) Read Level Ant Factor Cable Loss Preamp Factor APos TPos Remark 1 2462.00 94.20 ------ ------ 91.63 30.71 5.44 33.58 227 188 AVERAGE

Mode	72	
	Harmonic	
	U-NII-2A_5.25-5.35_802.11ax HE80_CH58_Full_5290MHz+802.11ac VHT20_CH11 CO_TX	
ANT	SISO 1/0	
Pol.	Horizontal	Vertical
Peak Avg	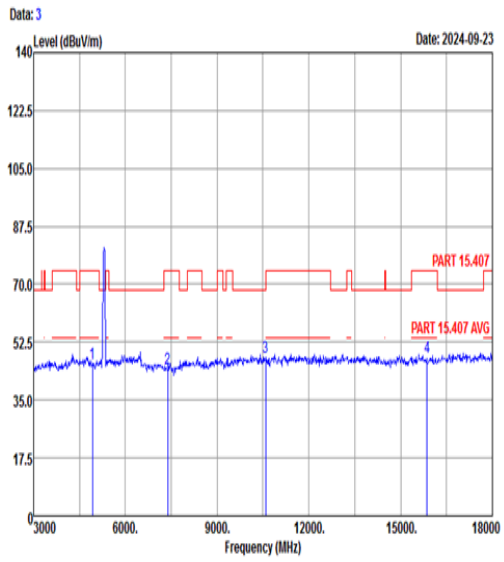 Freq Level Over Limit Limit Line ReadLevel Antenna Factor Cable Loss Preamp Factor A/Pos T/Pos Remark MHz dBuV/m dB dBuV/m dBuV dB/m dB dB cm deg 1 4924.00 45.94 -28.06 74.00 33.55 36.58 8.53 32.72 --- --- Peak 2 7386.00 44.44 -29.56 74.00 31.00 36.81 10.18 33.55 --- --- Peak 3 * 10580.00 48.15 -20.15 68.30 30.66 38.52 12.23 33.26 --- --- Peak 4 15870.00 47.81 -26.19 74.00 25.63 41.52 14.73 34.07 --- --- Peak	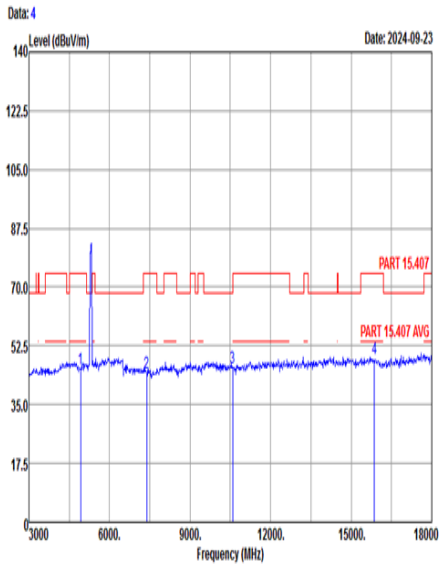 Freq Level Over Limit Limit Line ReadLevel Antenna Factor Cable Loss Preamp Factor A/Pos T/Pos Remark MHz dBuV/m dB dBuV/m dBuV dB/m dB dB cm deg 1 4924.00 45.54 -28.46 74.00 33.15 36.58 8.53 32.72 --- --- Peak 2 7386.00 44.28 -29.72 74.00 30.84 36.81 10.18 33.55 --- --- Peak 3 * 10580.00 45.94 -22.36 68.30 28.45 38.52 12.23 33.26 --- --- Peak 4 15870.00 48.71 -25.29 74.00 26.53 41.52 14.73 34.07 --- --- Peak

Mode	73	
	Harmonic	
	U-NII-1_5.15-5.25_802.11a_CH36_5180MHz	
ANT	1	
Pol.	Horizontal	Vertical
Peak Avg	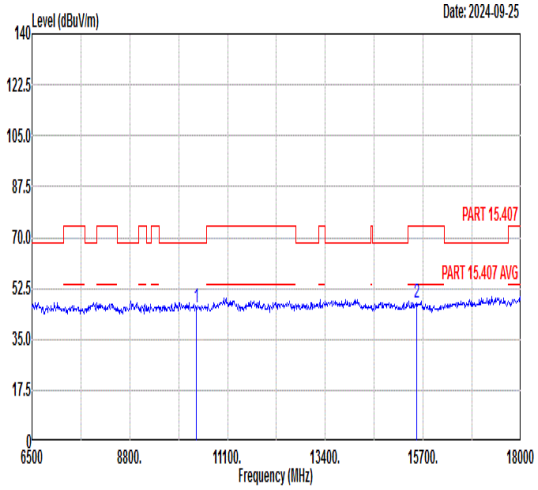 Freq Level Limit Line Margin Read Level Ant Factor Cable Loss Preamp Factor APos TPos Remark MHz dBuV/m dBuV/m dB dBuV dB/m dB dB cm deg 1 10360.00 45.97 68.30 -22.33 46.65 38.74 12.06 51.48 --- --- Peak 2 15540.00 47.29 74.00 -26.71 44.46 40.73 14.58 52.48 --- --- Peak	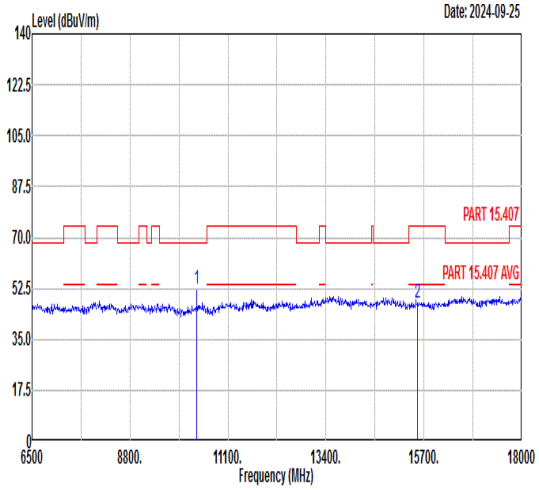 Freq Level Limit Line Margin Read Level Ant Factor Cable Loss Preamp Factor APos TPos Remark MHz dBuV/m dBuV/m dB dBuV dB/m dB dB cm deg 1 10360.00 52.18 68.30 -16.12 52.86 38.74 12.06 51.48 204 108 Peak 2 15540.00 47.66 74.00 -26.34 44.83 40.73 14.58 52.48 --- --- Peak

Mode	74	
	Harmonic	
	U-NII-1_5.15-5.25_802.11a_CH44_5220MHz	
ANT	1	
Pol.	Horizontal	Vertical
Peak Avg	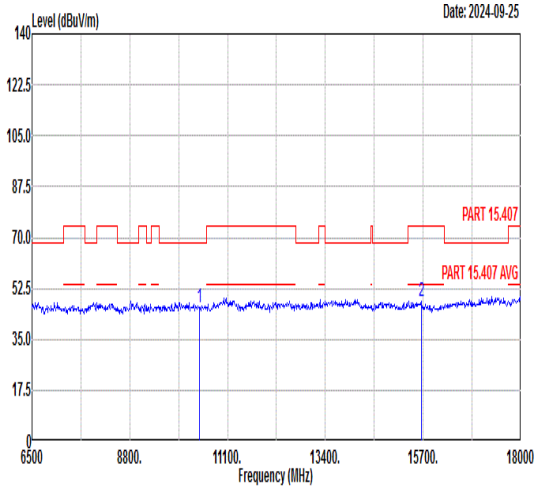 Freq Level Limit Line Margin Read Level Ant Factor Cable Loss Preamp Factor APos TPos Remark MHz dBuV/m dBuV/m dB dBuV dB/m dB dB cm deg 1 10440.00 46.14 68.30 -22.16 46.56 38.78 12.12 51.32 --- --- Peak 2 15660.00 47.84 74.00 -26.16 44.93 40.83 14.64 52.56 --- --- Peak	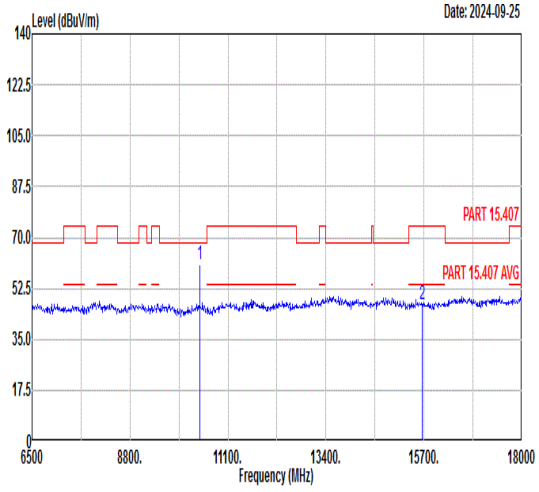 Freq Level Limit Line Margin Read Level Ant Factor Cable Loss Preamp Factor APos TPos Remark MHz dBuV/m dBuV/m dB dBuV dB/m dB dB cm deg 1 10440.00 60.50 68.30 -7.80 60.92 38.78 12.12 51.32 204 108 Peak 2 15660.00 46.78 74.00 -27.22 43.87 40.83 14.64 52.56 --- --- Peak

Mode	75	
	Harmonic	
	U-NII-1_5.15-5.25_802.11a_CH48_5240MHz	
ANT	1	
Pol.	Horizontal	Vertical
Peak Avg	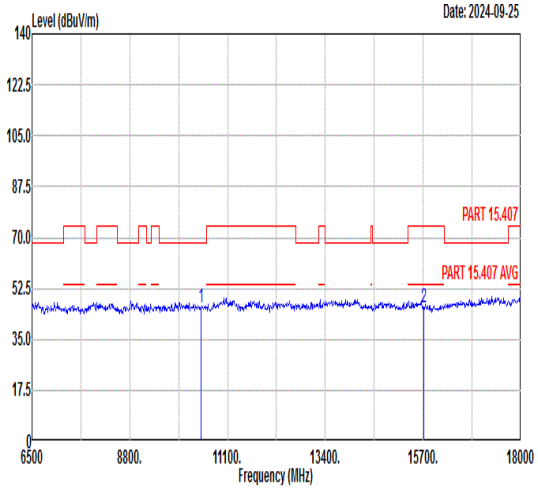 Freq Level Limit Line Margin Read Level Ant Factor Cable Loss Preamp Factor APos TPos Remark MHz dBuV/m dBuV/m dB dBuV dB/m dB dB cm deg 1 10480.00 46.12 68.30 -22.18 46.42 38.79 12.15 51.24 --- --- Peak 2 15720.00 45.91 74.00 -28.09 42.97 40.88 14.66 52.60 --- --- Peak	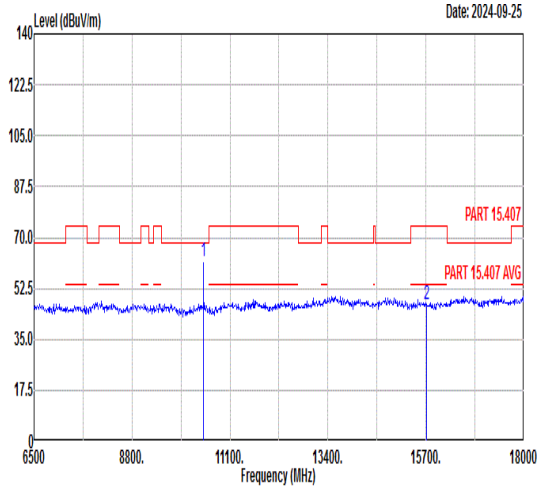 Freq Level Limit Line Margin Read Level Ant Factor Cable Loss Preamp Factor APos TPos Remark MHz dBuV/m dBuV/m dB dBuV dB/m dB dB cm deg 1 10480.00 61.84 68.30 -6.46 62.14 38.79 12.15 51.24 204 109 Peak 2 15720.00 46.84 74.00 -27.16 43.90 40.88 14.66 52.60 --- --- Peak

Mode	76	
	Harmonic	
	U-NII-2A_5.25-5.35_802.11a_CH52_5280MHz	
ANT	1	
Pol.	Horizontal	Vertical
Peak Avg	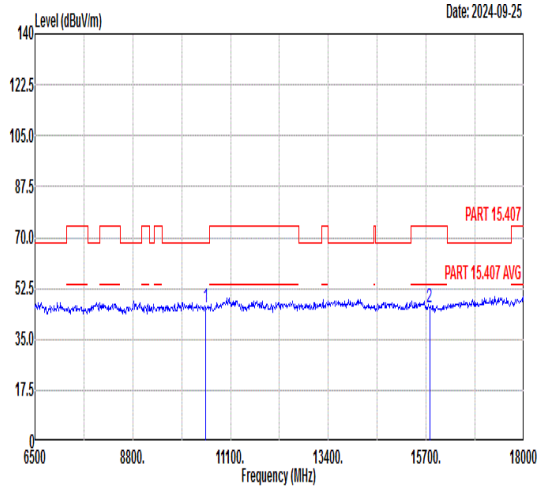 Freq Level Limit Line Margin Read Level Ant Factor Cable Loss Preamp Factor APos TPos Remark MHz dBuV/m dBuV/m dB dBuV dB/m dB dB cm deg 1 10520.00 45.72 68.30 -22.58 45.89 38.81 12.18 51.16 --- --- Peak 2 15780.00 46.02 74.00 -27.98 43.06 40.92 14.69 52.65 --- --- Peak	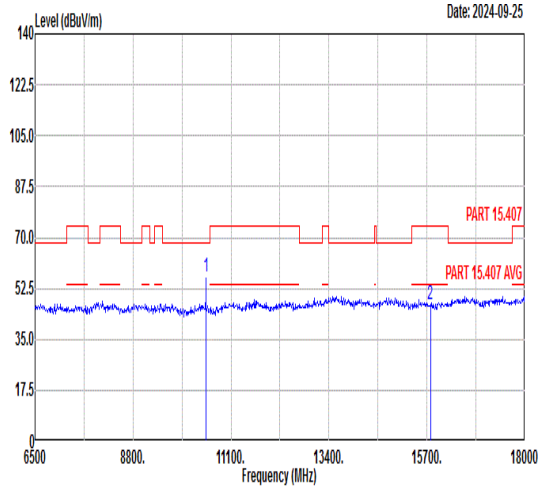 Freq Level Limit Line Margin Read Level Ant Factor Cable Loss Preamp Factor APos TPos Remark MHz dBuV/m dBuV/m dB dBuV dB/m dB dB cm deg 1 10520.00 56.69 68.30 -11.61 56.86 38.81 12.18 51.16 218 146 Peak 2 15780.00 46.85 74.00 -27.15 43.89 40.92 14.69 52.65 --- --- Peak

Mode	77	
	Harmonic	
	U-NII-2A_5.25-5.35_802.11a_CH60_5300MHz	
ANT	1	
Pol.	Horizontal	Vertical
Peak Avg	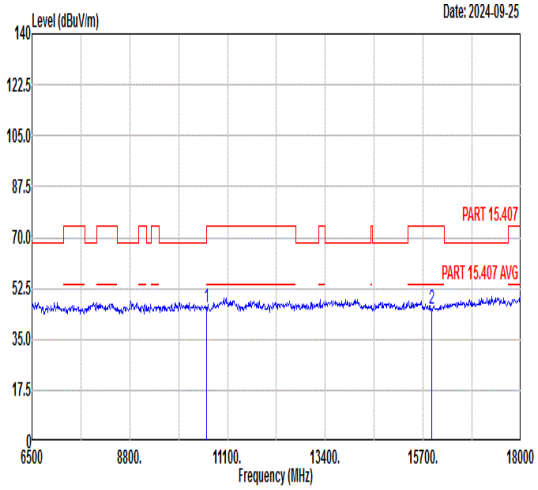 Freq Level Limit Line Margin Read Level Ant Factor Cable Loss Preamp Factor APos TPos Remark MHz dBuV/m dBuV/m dB dBuV dB/m dB dB cm deg 1 10600.00 46.15 74.00 -27.85 46.08 38.84 12.23 51.00 --- --- Peak 2 15900.00 45.24 74.00 -28.76 42.20 41.02 14.75 52.73 --- --- Peak	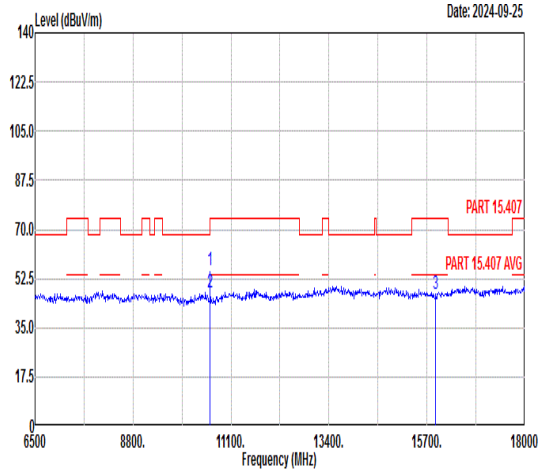 Freq Level Limit Line Margin Read Level Ant Factor Cable Loss Preamp Factor APos TPos Remark MHz dBuV/m dBuV/m dB dBuV dB/m dB dB cm deg 1 10600.00 55.47 74.00 -18.53 55.40 38.84 12.23 51.00 234 147 Peak 2 10600.00 47.37 54.00 -6.63 47.30 38.84 12.23 51.00 234 147 Average 3 15900.00 46.87 74.00 -27.13 43.83 41.02 14.75 52.73 --- --- Peak

Mode	78	
	Harmonic	
	U-NII-2A_5.25-5.35_802.11a_CH64_5320MHz	
ANT	1	
Pol.	Horizontal	Vertical
Peak Avg	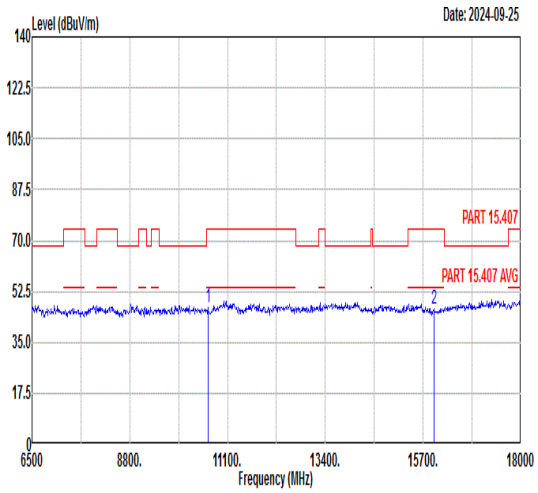 Freq Level Limit Line Margin Read Level Ant Factor Cable Loss Preamp Factor APos TPos Remark MHz dBuV/m dBuV/m dB dBuV dB/m dB dB cm deg 1 10640.00 46.86 74.00 -27.14 46.66 38.86 12.26 50.92 --- --- Peak 2 15960.00 46.57 74.00 -27.43 43.50 41.07 14.77 52.77 --- --- Peak	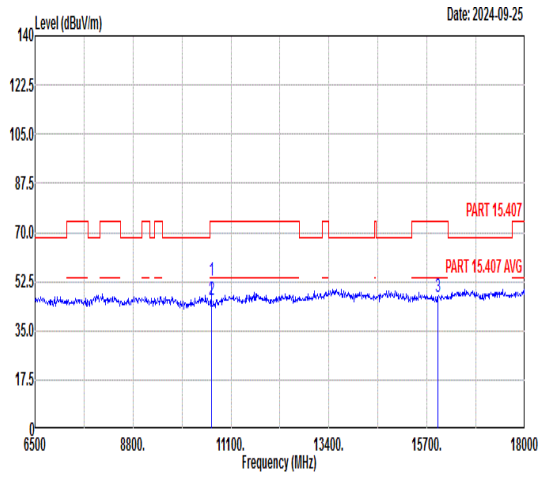 Freq Level Limit Line Margin Read Level Ant Factor Cable Loss Preamp Factor APos TPos Remark MHz dBuV/m dBuV/m dB dBuV dB/m dB dB cm deg 1 10640.00 53.08 74.00 -20.92 52.88 38.86 12.26 50.92 238 149 Peak 2 10640.00 46.07 54.00 -7.93 45.87 38.86 12.26 50.92 238 149 Average 3 15960.00 47.28 74.00 -26.72 44.21 41.07 14.77 52.77 --- --- Peak

Mode	79	
	Harmonic	
	U-NII-2C_5.47-5.725_802.11a_CH100_5500MHz	
ANT	1	
Pol.	Horizontal	Vertical
Peak Avg	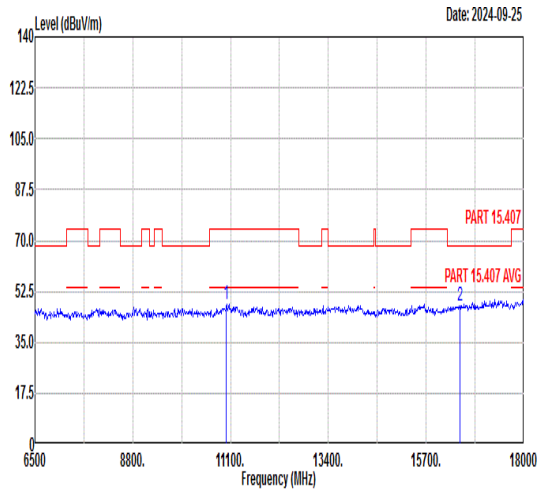 Freq Level Limit Line Margin Read Level Ant Factor Cable Loss Preamp Factor APos TPos Remark MHz dBuV/m dBuV/m dB dBuV dB/m dB dB cm deg 1 11000.00 47.98 74.00 -26.02 46.66 39.00 12.52 50.20 --- --- Peak 2 16500.00 47.44 68.30 -20.86 43.72 41.35 15.17 52.80 --- --- Peak	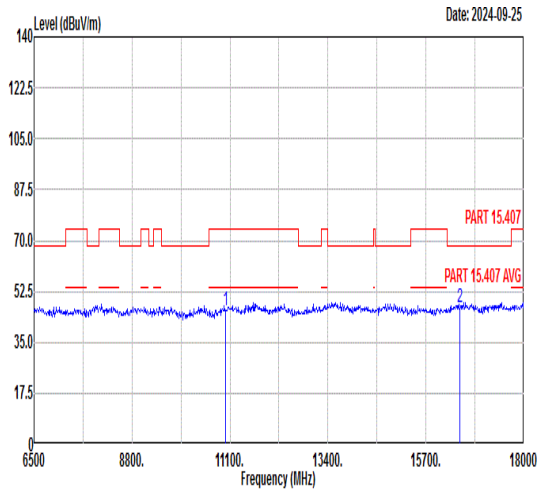 Freq Level Limit Line Margin Read Level Ant Factor Cable Loss Preamp Factor APos TPos Remark MHz dBuV/m dBuV/m dB dBuV dB/m dB dB cm deg 1 11000.00 46.06 74.00 -27.94 44.74 39.00 12.52 50.20 --- --- Peak 2 16500.00 47.27 68.30 -21.03 43.55 41.35 15.17 52.80 --- --- Peak

Mode	80	
	Harmonic	
	U-NII-2C_5.47-5.725_802.11a_CH116_5580MHz	
ANT	1	
Pol.	Horizontal	Vertical
Peak Avg	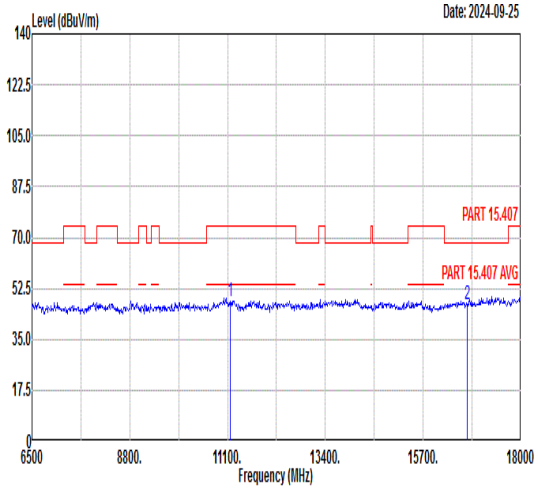 Freq Level Limit Line Margin Read Level Ant Factor Cable Loss Preamp Factor APos TPos Remark MHz dBuV/m dBuV/m dB dBuV dB/m dB dB cm deg 1 11160.00 47.86 74.00 -26.14 46.50 39.06 12.64 50.34 --- --- Peak 2 16740.00 47.18 68.30 -21.12 43.16 41.47 15.35 52.80 --- --- Peak	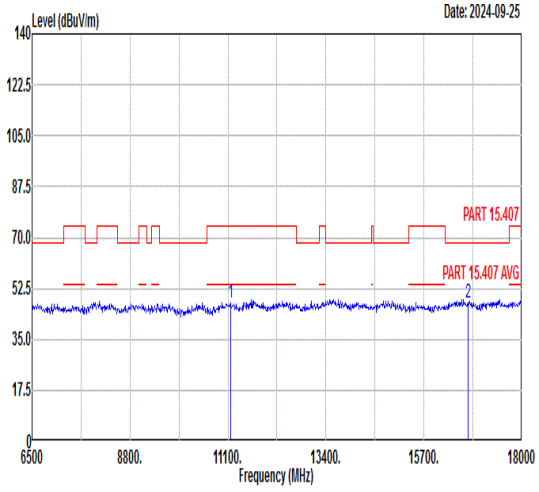 Freq Level Limit Line Margin Read Level Ant Factor Cable Loss Preamp Factor APos TPos Remark MHz dBuV/m dBuV/m dB dBuV dB/m dB dB cm deg 1 11160.00 47.46 74.00 -26.54 46.10 39.06 12.64 50.34 --- --- Peak 2 16740.00 47.73 68.30 -20.57 43.71 41.47 15.35 52.80 --- --- Peak

Mode	81	
	Harmonic	
	U-NII-2C_5.47-5.725_802.11a_CH140_5700MHz	
ANT	1	
Pol.	Horizontal	Vertical
Peak Avg	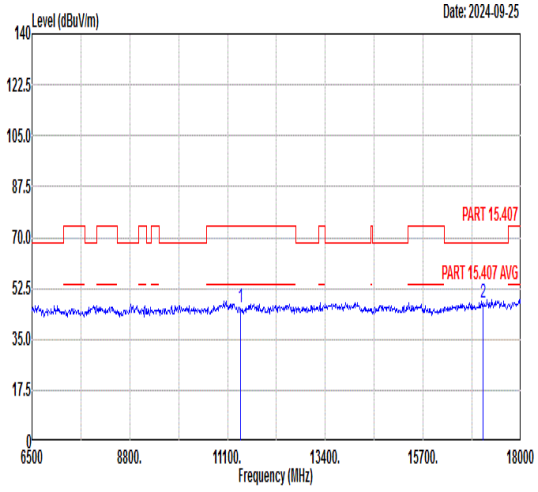 Freq Level Limit Line Margin Read Level Ant Factor Cable Loss Preamp Factor APos TPos Remark MHz dBuV/m dBuV/m dB dBuV dB/m dB dB cm deg 1 11400.00 45.71 74.00 -28.29 44.30 39.16 12.81 50.56 --- --- Peak 2 17100.00 47.37 68.30 -20.93 42.86 41.71 15.62 52.82 --- --- Peak	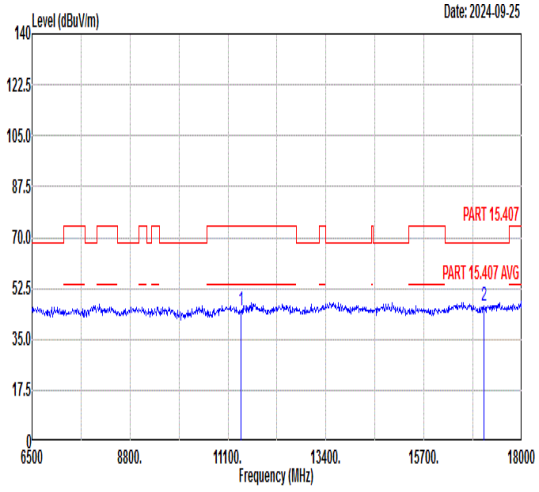 Freq Level Limit Line Margin Read Level Ant Factor Cable Loss Preamp Factor APos TPos Remark MHz dBuV/m dBuV/m dB dBuV dB/m dB dB cm deg 1 11400.00 44.96 74.00 -29.04 43.55 39.16 12.81 50.56 --- --- Peak 2 17100.00 46.30 68.30 -22.00 41.79 41.71 15.62 52.82 --- --- Peak

Mode	82	
	Band Edge	
	U-NII-1_5.15-5.25_802.11ac VHT20_CH40_Full_5200MHz	
ANT	CDD 0+1	
Pol.	Horizontal	Fundamental
Peak	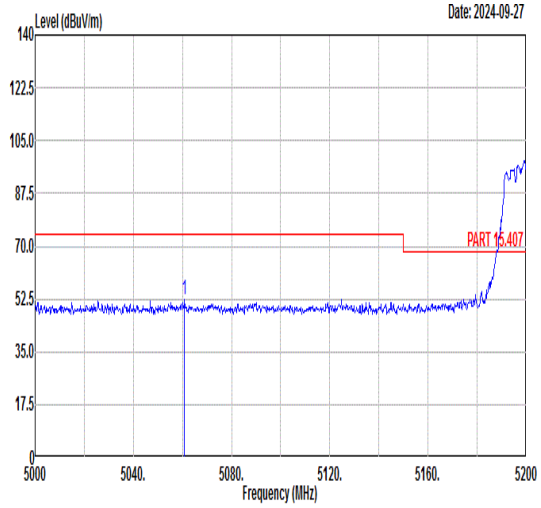 Freq Level Limit Line Margin Read Level Ant Factor Cable Loss Preamp Factor APos TPos Remark MHz dBuV/m dBuV/m dB dBuV dB/m dB dB cm deg 1 5060.80 52.11 74.00 -21.89 40.27 36.16 8.37 32.69 100 162 PEAK	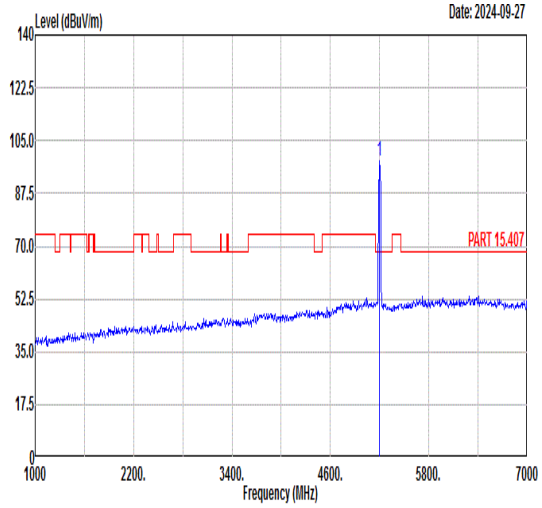 Freq Level Limit Line Margin Read Level Ant Factor Cable Loss Preamp Factor APos TPos Remark MHz dBuV/m dBuV/m dB dBuV dB/m dB dB cm deg 1 5200.00 98.18 ------ ------ 86.13 36.08 8.63 32.66 100 162 PEAK
Avg	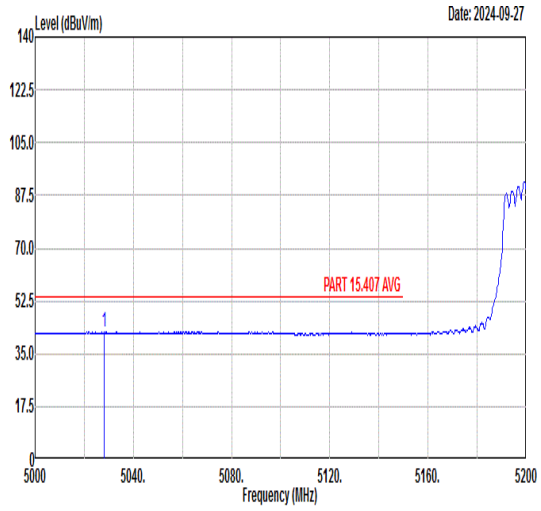 Freq Level Limit Line Margin Read Level Ant Factor Cable Loss Preamp Factor APos TPos Remark MHz dBuV/m dBuV/m dB dBuV dB/m dB dB cm deg 1 5028.20 42.25 54.00 -11.75 30.45 36.18 8.31 32.69 100 162 AVERAGE	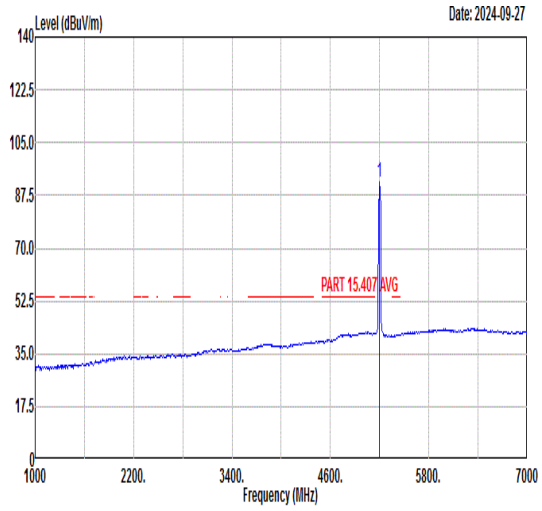 Freq Level Limit Line Margin Read Level Ant Factor Cable Loss Preamp Factor APos TPos Remark MHz dBuV/m dBuV/m dB dBuV dB/m dB dB cm deg 1 5200.00 91.72 ------ ------ 79.67 36.08 8.63 32.66 100 162 AVERAGE

Mode	82	
	Band Edge	
	U-NII-1_5.15-5.25_802.11ac VHT20_CH40_Full_5200MHz	
ANT	CDD 0+1	
Pol.	Vertical	Fundamental
Peak	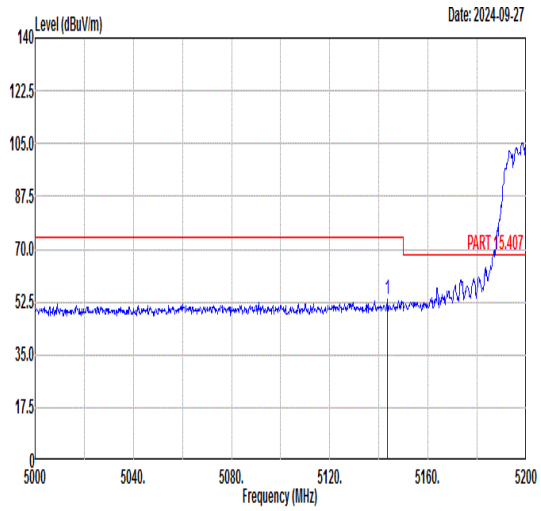 Freq Level Limit Line Margin Read Level Ant Factor Cable Loss Preamp Factor APos TPos Remark MHz dBuV/m dBuV/m dB dBuV dB/m dB dB cm deg 1 5143.60 53.47 74.00 -20.53 41.51 36.11 8.52 32.67 100 64 PEAK	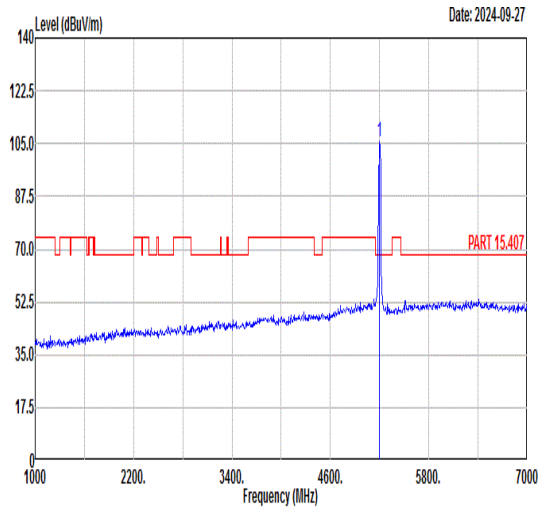 Freq Level Limit Line Margin Read Level Ant Factor Cable Loss Preamp Factor APos TPos Remark MHz dBuV/m dBuV/m dB dBuV dB/m dB dB cm deg 1 5200.00 105.52 ------ ------ 93.47 36.08 8.63 32.66 100 64 PEAK
Avg	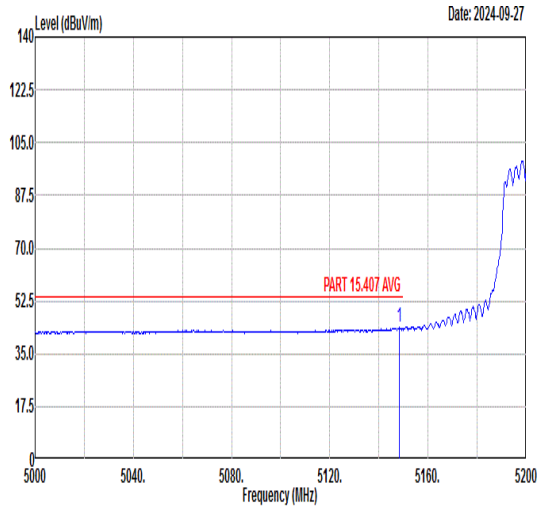 Freq Level Limit Line Margin Read Level Ant Factor Cable Loss Preamp Factor APos TPos Remark MHz dBuV/m dBuV/m dB dBuV dB/m dB dB cm deg 1 5148.40 43.59 54.00 -10.41 31.62 36.11 8.53 32.67 100 64 AVERAGE	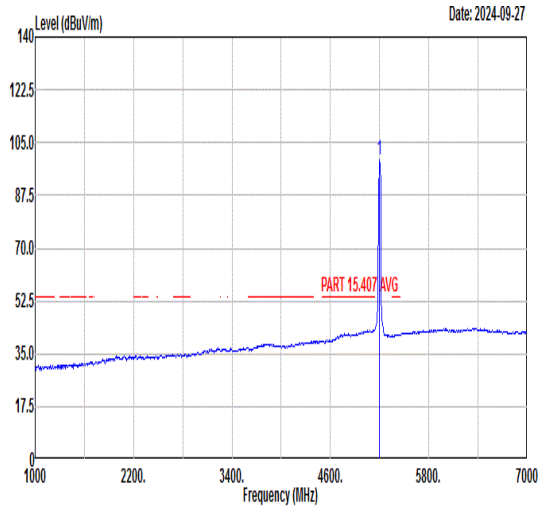 Freq Level Limit Line Margin Read Level Ant Factor Cable Loss Preamp Factor APos TPos Remark MHz dBuV/m dBuV/m dB dBuV dB/m dB dB cm deg 1 5200.00 99.11 ------ ------ 87.06 36.08 8.63 32.66 100 64 AVERAGE

Mode	83	
	Band Edge	
	U-NII-1_5.15-5.25_802.11ax HE20_CH40_Full_5200MHz	
ANT	CDD 0+1	
Pol.	Horizontal	Fundamental
Peak	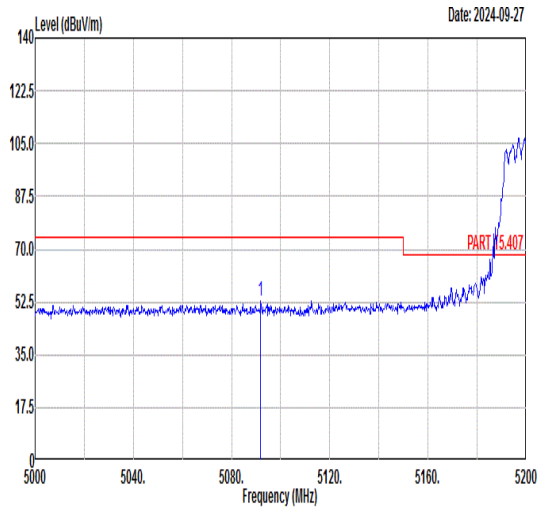 Freq Level Limit Line Margin Read Level Ant Factor Cable Loss Preamp Factor APos TPos Remark MHz dBuV/m dBuV/m dB dBuV dB/m dB dB cm deg 1 5091.80 52.93 74.00 -21.07 41.04 36.14 8.43 32.68 363 172 PEAK	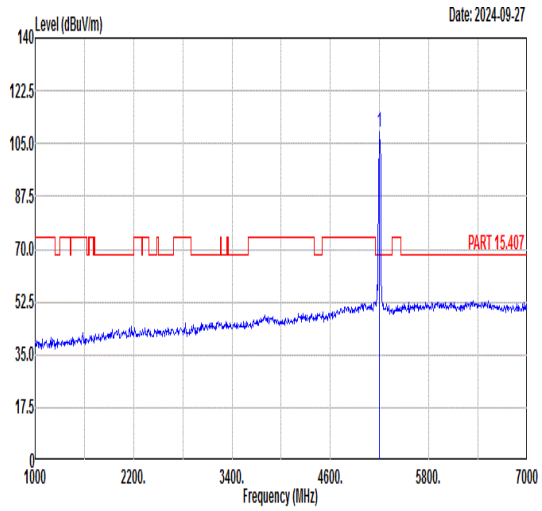 Freq Level Limit Line Margin Read Level Ant Factor Cable Loss Preamp Factor APos TPos Remark MHz dBuV/m dBuV/m dB dBuV dB/m dB dB cm deg 1 5200.00 108.80 ------ ------ 96.75 36.08 8.63 32.66 363 172 PEAK
Avg	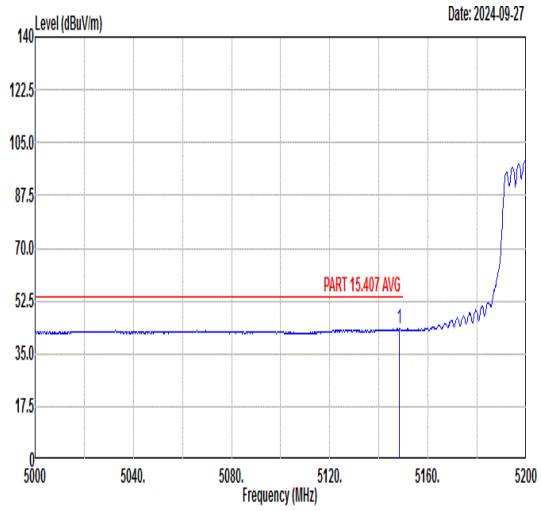 Freq Level Limit Line Margin Read Level Ant Factor Cable Loss Preamp Factor APos TPos Remark MHz dBuV/m dBuV/m dB dBuV dB/m dB dB cm deg 1 5148.40 43.24 54.00 -10.76 31.27 36.11 8.53 32.67 363 172 AVERAGE	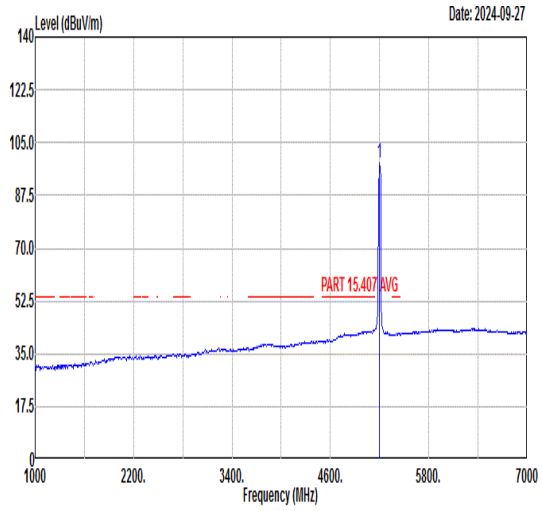 Freq Level Limit Line Margin Read Level Ant Factor Cable Loss Preamp Factor APos TPos Remark MHz dBuV/m dBuV/m dB dBuV dB/m dB dB cm deg 1 5200.00 98.52 ------ ------ 86.47 36.08 8.63 32.66 363 172 AVERAGE

Mode	83	
	Band Edge	
	U-NII-1_5.15-5.25_802.11ax HE20_CH40_Full_5200MHz	
ANT	CDD 0+1	
Pol.	Vertical	Fundamental
Peak	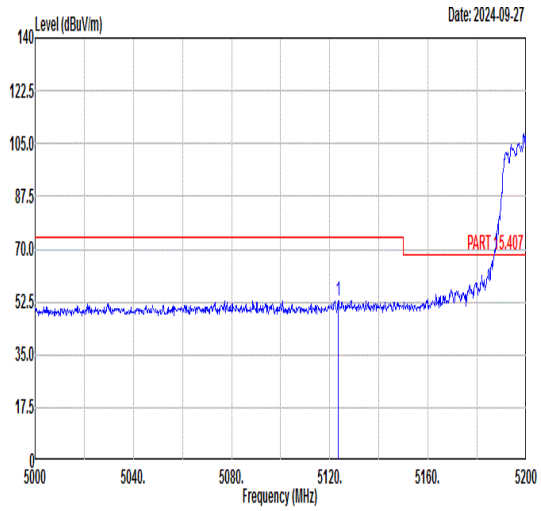 Freq Level Limit Line Margin Read Level Ant Factor Cable Loss Preamp Factor APos TPos Remark MHz dBuV/m dBuV/m dB dBuV dB/m dB dB cm deg 1 5123.40 52.97 74.00 -21.03 41.03 36.13 8.49 32.68 300 111 PEAK	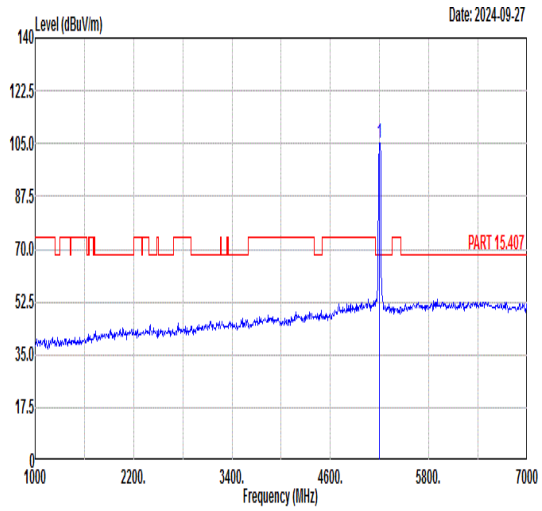 Freq Level Limit Line Margin Read Level Ant Factor Cable Loss Preamp Factor APos TPos Remark MHz dBuV/m dBuV/m dB dBuV dB/m dB dB cm deg 1 5200.00 105.13 ------ ------ 93.09 36.08 8.62 32.66 300 111 PEAK
Avg	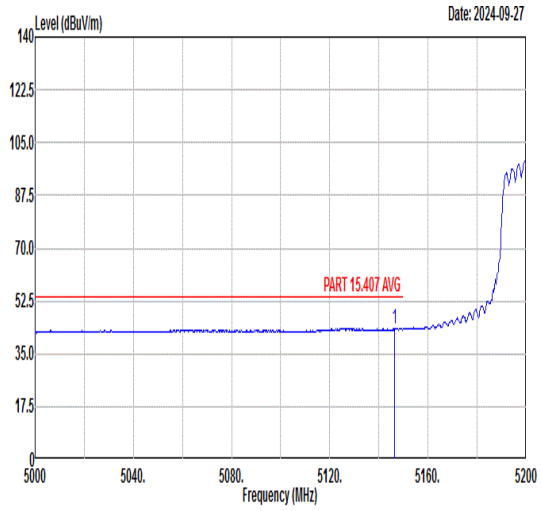 Freq Level Limit Line Margin Read Level Ant Factor Cable Loss Preamp Factor APos TPos Remark MHz dBuV/m dBuV/m dB dBuV dB/m dB dB cm deg 1 5146.40 43.42 54.00 -10.58 31.45 36.11 8.53 32.67 300 111 AVERAGE	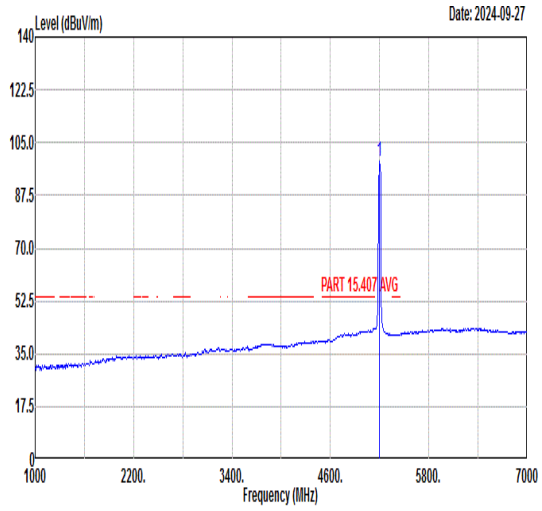 Freq Level Limit Line Margin Read Level Ant Factor Cable Loss Preamp Factor APos TPos Remark MHz dBuV/m dBuV/m dB dBuV dB/m dB dB cm deg 1 5200.00 98.57 ------ ------ 86.52 36.08 8.63 32.66 300 111 AVERAGE

Mode	84	
	Band Edge - L	
	U-NII-2C_5.47-5.725_802.11ac VHT40_CH110_5550MHz	
ANT	CDD 0+1	
Pol.	Horizontal	Fundamental
Peak	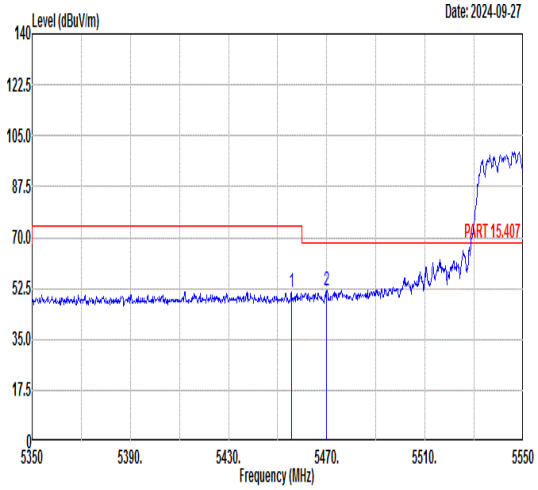 Freq Level Limit Line Margin Read Level Ant Factor Cable Loss Preamp Factor APos TPos Remark MHz dBuV/m dBuV/m dB dBuV dB/m dB dB cm deg 1 5455.60 51.45 74.00 -22.55 38.45 35.93 9.68 32.61 303 199 PEAK 2 5469.80 51.71 68.30 -16.59 38.71 35.92 9.69 32.61 303 199 PEAK	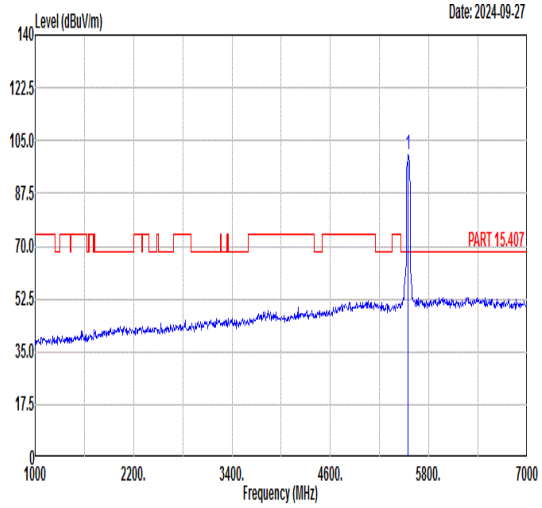 Freq Level Limit Line Margin Read Level Ant Factor Cable Loss Preamp Factor APos TPos Remark MHz dBuV/m dBuV/m dB dBuV dB/m dB dB cm deg 1 5550.00 100.26 ------ ------ 87.18 35.97 9.73 32.62 303 199 PEAK
Avg	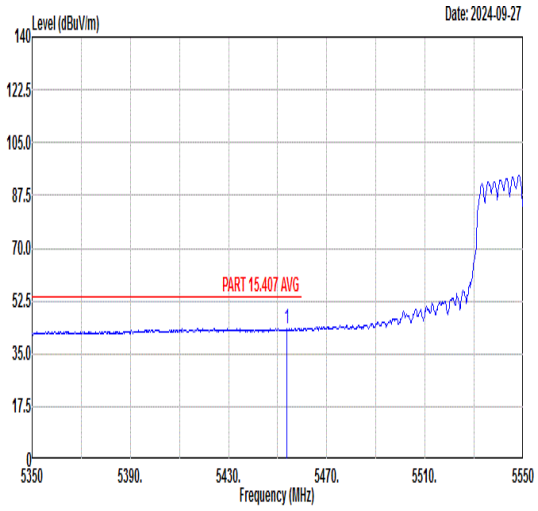 Freq Level Limit Line Margin Read Level Ant Factor Cable Loss Preamp Factor APos TPos Remark MHz dBuV/m dBuV/m dB dBuV dB/m dB dB cm deg 1 5453.60 43.52 54.00 -10.48 30.52 35.93 9.68 32.61 303 199 AVERAGE	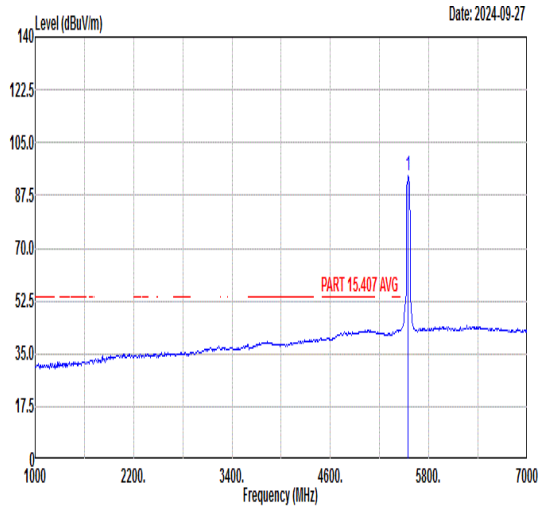 Freq Level Limit Line Margin Read Level Ant Factor Cable Loss Preamp Factor APos TPos Remark MHz dBuV/m dBuV/m dB dBuV dB/m dB dB cm deg 1 5550.00 94.13 ------ ------ 81.05 35.97 9.73 32.62 303 199 AVERAGE

Mode	84	
	Band Edge - R	
	U-NII-2C_5.47-5.725_802.11ac VHT40_CH110_5550MHz	
ANT	CDD 0+1	
Pol.	Horizontal	Fundamental
Peak	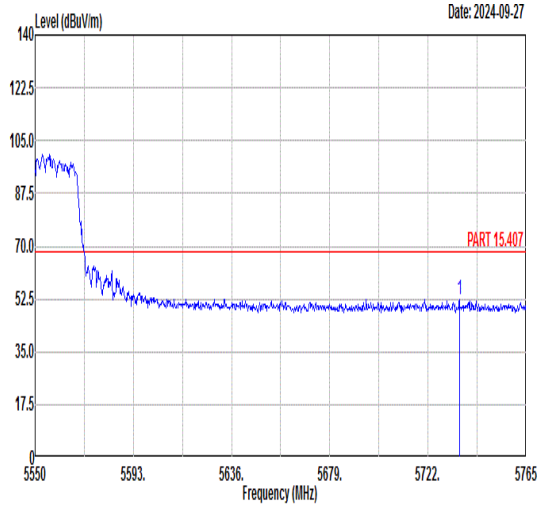 Freq Level Limit Line Margin Read Level Ant Factor Cable Loss Preamp Factor APos TPos Remark MHz dBuV/m dBuV/m dB dBuV dB/m dB dB cm deg 1 5735.76 52.09 68.30 -16.21 38.51 36.23 10.04 32.69 303 199 PEAK	Blank

Mode	84
	Band Edge - L
	U-NII-2C_5.47-5.725_802.11ac VHT40_CH110_5550MHz
ANT	CDD 0+1

Pol.	Vertical	Fundamental
Peak	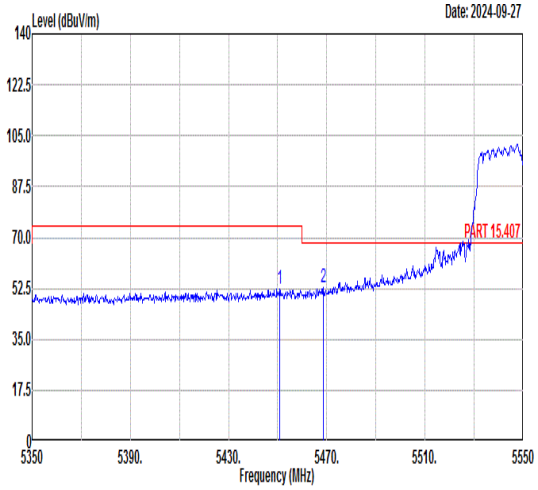 Freq Level Limit Line Margin Read Level Ant Factor Cable Loss Preamp Factor APos TPos Remark MHz dBuV/m dBuV/m dB dBuV dB/m dB dB cm deg 1 5450.80 52.50 74.00 -21.50 39.50 35.93 9.68 32.61 300 239 PEAK 2 5468.60 52.99 68.30 -15.31 39.99 35.92 9.69 32.61 300 239 PEAK	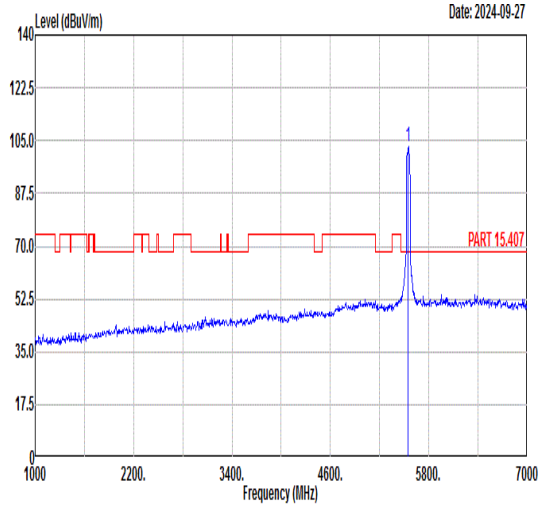 Freq Level Limit Line Margin Read Level Ant Factor Cable Loss Preamp Factor APos TPos Remark MHz dBuV/m dBuV/m dB dBuV dB/m dB dB cm deg 1 5550.00 102.80 ------ ------ 89.70 35.98 9.74 32.62 300 239 PEAK
Avg	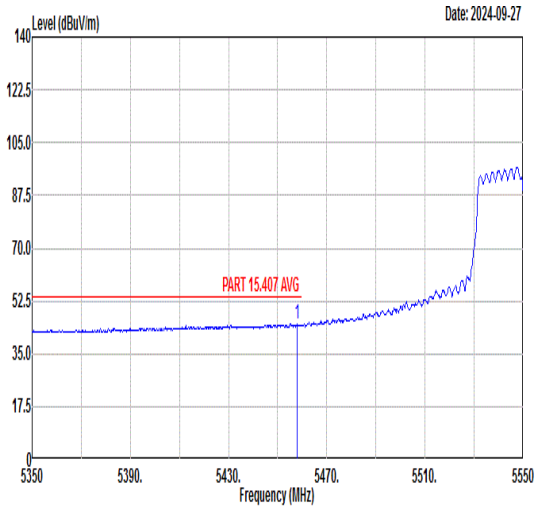 Freq Level Limit Line Margin Read Level Ant Factor Cable Loss Preamp Factor APos TPos Remark MHz dBuV/m dBuV/m dB dBuV dB/m dB dB cm deg 1 5458.00 44.83 54.00 -9.17 31.82 35.93 9.69 32.61 300 239 AVERAGE	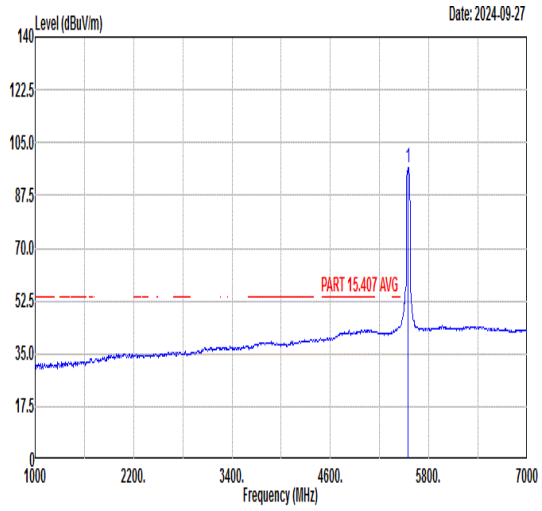 Freq Level Limit Line Margin Read Level Ant Factor Cable Loss Preamp Factor APos TPos Remark MHz dBuV/m dBuV/m dB dBuV dB/m dB dB cm deg 1 5550.00 96.58 ------ ------ 83.48 35.98 9.74 32.62 300 239 AVERAGE

Mode	84	
	Band Edge - R	
	U-NII-2C_5.47-5.725_802.11ac VHT40_CH110_5550MHz	
ANT	CDD 0+1	
Pol.	Vertical	Fundamental
Peak	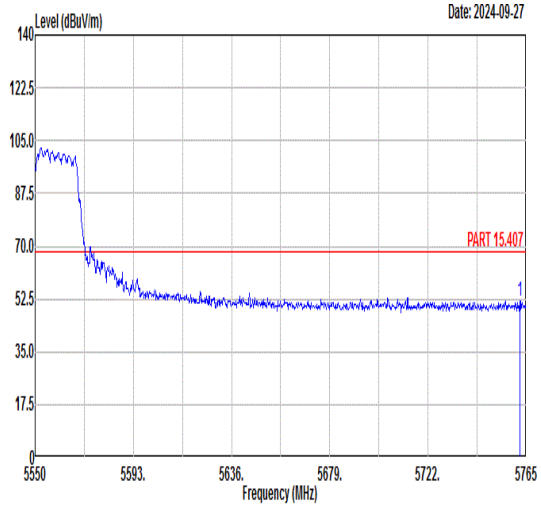 Freq Level Limit Line Margin Read Level Ant Factor Cable Loss Preamp Factor APos TPos Remark MHz dBuV/m dBuV/m dB dBuV dB/m dB dB cm deg 1 5762.21 51.98 68.30 -16.32 38.31 36.27 10.10 32.70 300 239 PEAK	Blank

Mode	85
	Band Edge - L
	U-NII-2C_5.47-5.725_802.11ax HE40_CH110_5550MHz
ANT	CDD 0+1

Pol.	Horizontal	Fundamental
Peak	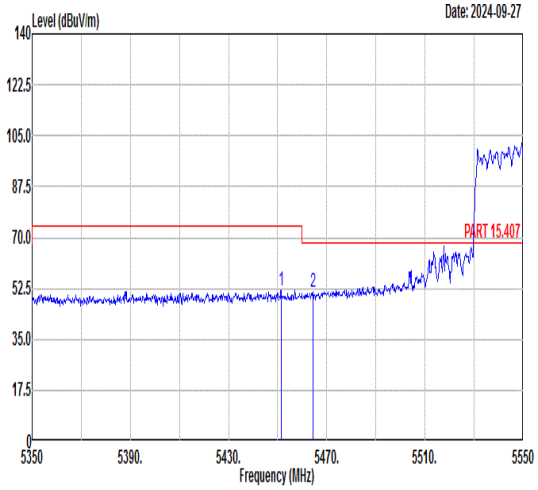 Freq Level Limit Line Margin Read Level Ant Factor Cable Loss Preamp Factor APos TPos Remark 1 5451.40 51.97 74.00 -22.03 38.97 35.93 9.68 32.61 342 174 PEAK 2 5464.40 51.12 68.30 -17.18 38.12 35.92 9.69 32.61 342 174 PEAK	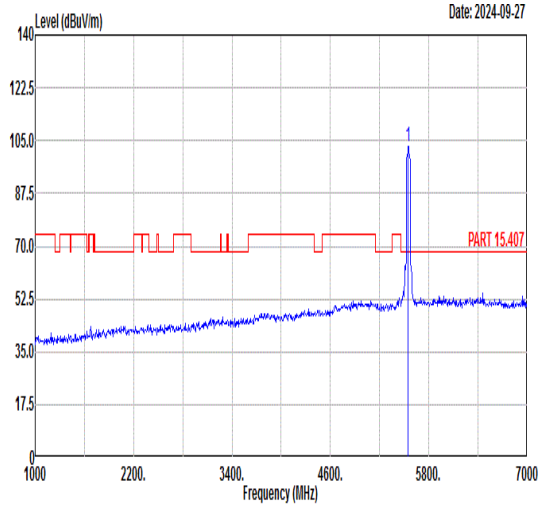 Freq Level Limit Line Margin Read Level Ant Factor Cable Loss Preamp Factor APos TPos Remark 1 5550.00 102.79 ------ ------ 89.71 35.97 9.73 32.62 342 174 PEAK
Avg	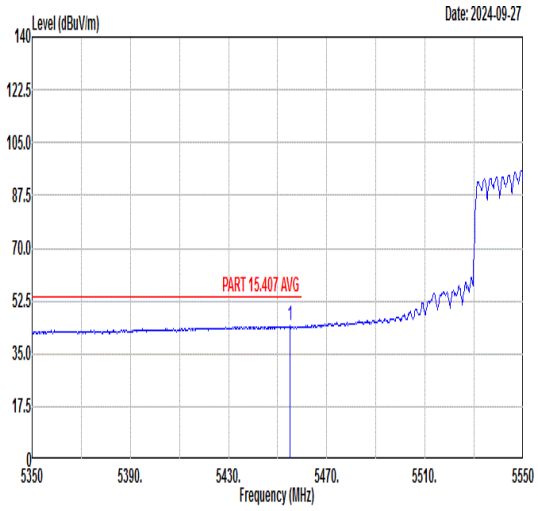 Freq Level Limit Line Margin Read Level Ant Factor Cable Loss Preamp Factor APos TPos Remark 1 5455.00 44.20 54.00 -9.80 31.20 35.93 9.68 32.61 342 174 AVERAGE	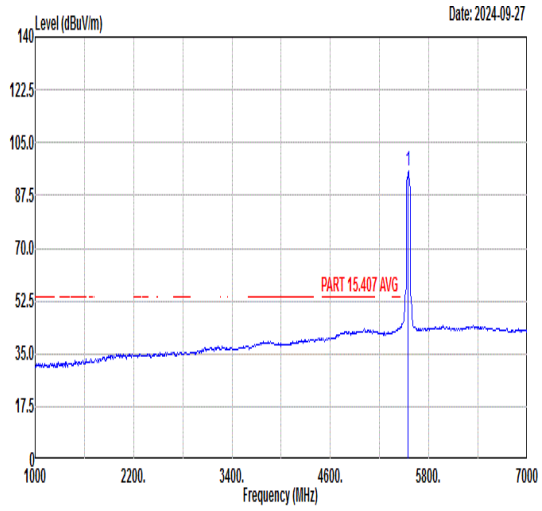 Freq Level Limit Line Margin Read Level Ant Factor Cable Loss Preamp Factor APos TPos Remark 1 5550.00 95.50 ------ ------ 82.40 35.98 9.74 32.62 342 174 AVERAGE

Mode	85	
	Band Edge - R	
	U-NII-2C_5.47-5.725_802.11ax HE40_CH110_5550MHz	
ANT	CDD 0+1	
Pol.	Horizontal	Fundamental
Peak	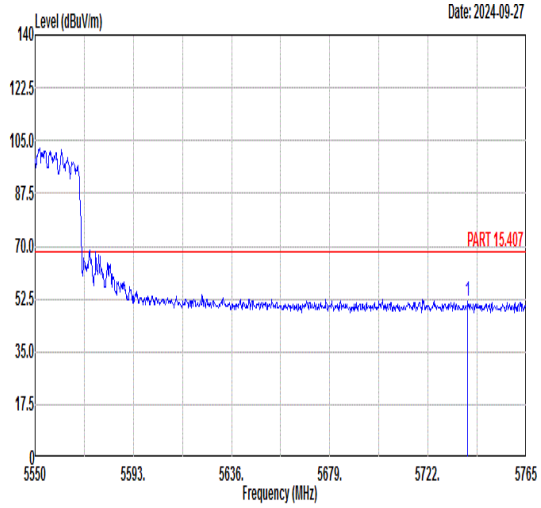 Freq Level Limit Line Margin Read Level Ant Factor Cable Loss Preamp Factor APos TPos Remark MHz dBuV/m dBuV/m dB dBuV dB/m dB dB cm deg 1 5739.42 51.56 68.30 -16.74 37.97 36.24 10.05 32.70 342 174 PEAK	Blank

Mode	85	
	Band Edge - L	
	U-NII-2C_5.47-5.725_802.11ax HE40_CH110_5550MHz	
ANT	CDD 0+1	
Pol.	Vertical	Fundamental
Peak	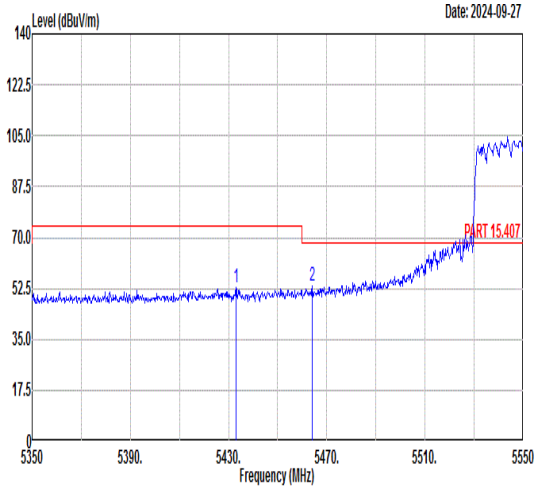 Freq Level Limit Line Margin Read Level Ant Factor Cable Loss Preamp Factor APos TPos Remark MHz dBuV/m dBuV/m dB dBuV dB/m dB dB cm deg 1 5433.00 52.73 74.00 -21.27 39.73 35.94 9.67 32.61 300 240 PEAK 2 5464.20 53.30 68.30 -15.00 40.30 35.92 9.69 32.61 300 240 PEAK	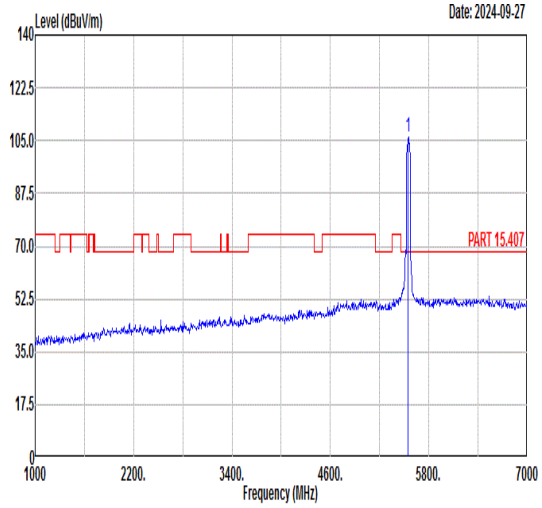 Freq Level Limit Line Margin Read Level Ant Factor Cable Loss Preamp Factor APos TPos Remark MHz dBuV/m dBuV/m dB dBuV dB/m dB dB cm deg 1 5550.00 105.95 ------ ------ 92.85 35.98 9.74 32.62 300 240 PEAK
Avg	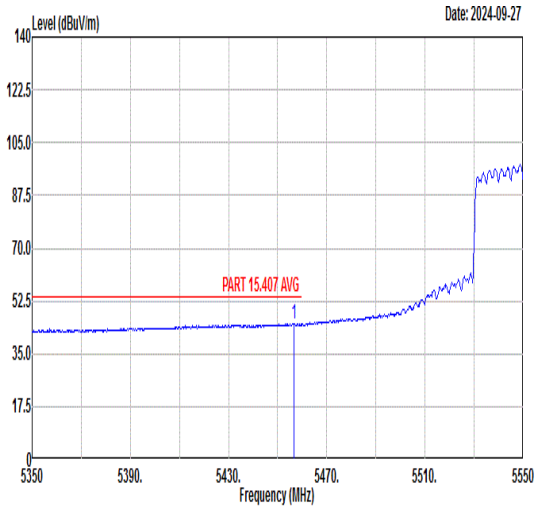 Freq Level Limit Line Margin Read Level Ant Factor Cable Loss Preamp Factor APos TPos Remark MHz dBuV/m dBuV/m dB dBuV dB/m dB dB cm deg 1 5456.60 45.00 54.00 -9.00 31.99 35.93 9.69 32.61 300 240 AVERAGE	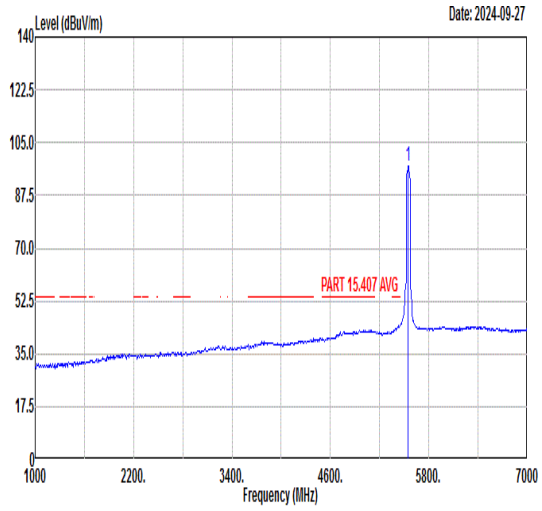 Freq Level Limit Line Margin Read Level Ant Factor Cable Loss Preamp Factor APos TPos Remark MHz dBuV/m dBuV/m dB dBuV dB/m dB dB cm deg 1 5550.00 97.27 ------ ------ 84.17 35.98 9.74 32.62 300 240 AVERAGE

Mode	85	
	Band Edge - R	
	U-NII-2C_5.47-5.725_802.11ax HE40_CH110_5550MHz	
ANT	CDD 0+1	
Pol.	Vertical	Fundamental
Peak	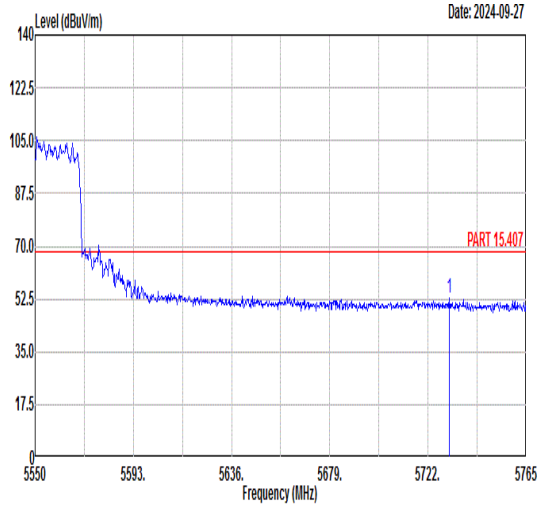 Freq Level Limit Line Margin Read Level Ant Factor Cable Loss Preamp Factor APos TPos Remark MHz dBuV/m dBuV/m dB dBuV dB/m dB dB cm deg 1 5731.25 52.58 68.30 -15.72 39.02 36.22 10.03 32.69 300 240 PEAK	Blank

Appendix D. Duty Cycle Plots

Antenna Label	Band	Duty Cycle(%)	T(ms)	1/T(kHz)	VBW Setting
0	802.11a	96.82	1.388	0.721	1KHz
1	802.11a	96.83	1.395	0.717	1KHz
0+1	802.11ac VHT20	94.06	0.654	1.528	3KHz
	802.11ac VHT40	96.82	1.388	0.721	1KHz
	802.11ac VHT80	88.17	0.324	3.087	10KHZ
	802.11ac VHT160	80.83	0.183	5.455	10KHZ
	802.11ax HE20	95.68	1.011	0.989	1KHz
	802.11ax HE40	92.11	0.533	1.878	3KHz
	802.11ax HE80	86.84	0.287	3.485	10KHZ
	802.11ax HE160	79.66	0.170	5.872	10KHZ

802.11a - ANT0

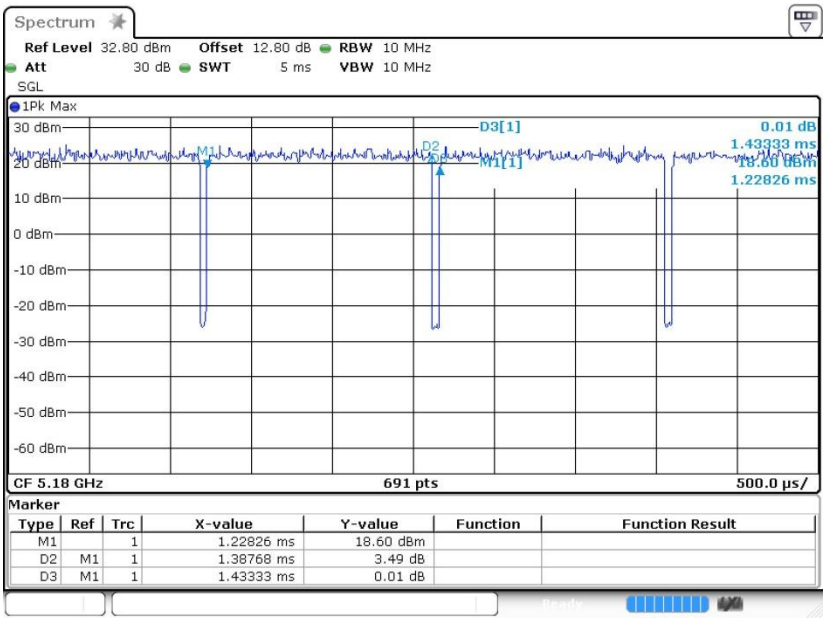

Date: 8.SEP.2024 17:54:29

802.11a - ANT1

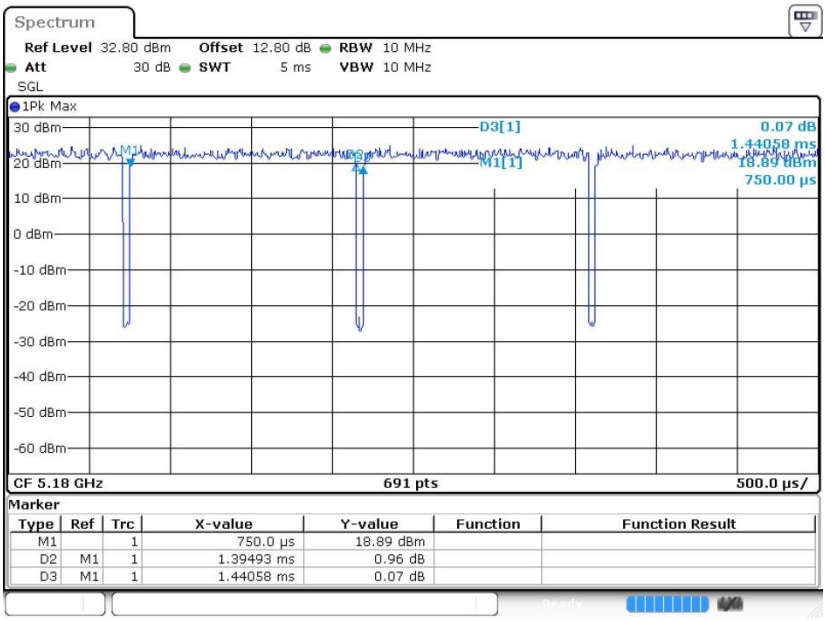

Date: 8.SEP.2024 17:55:06

ANT0+1:

802.11ac VHT20

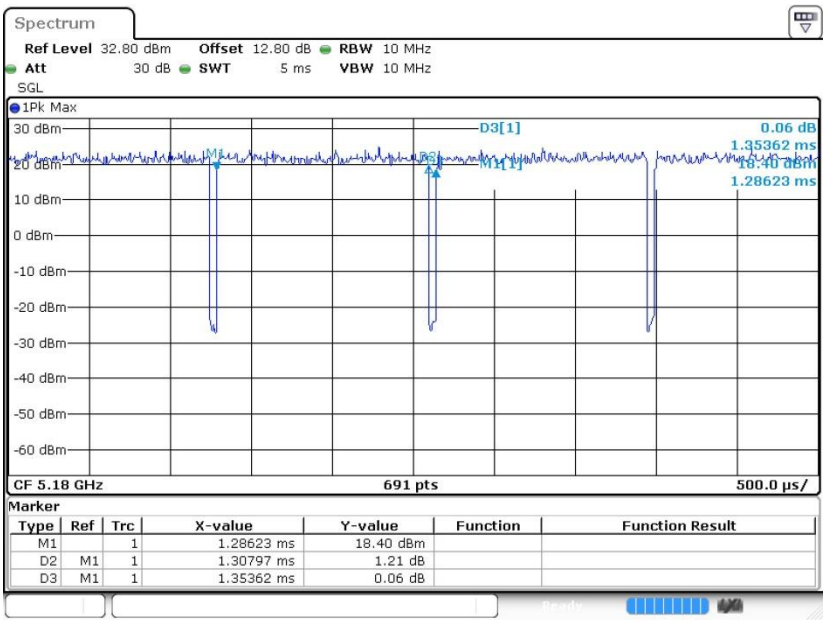

802.11ac VHT40

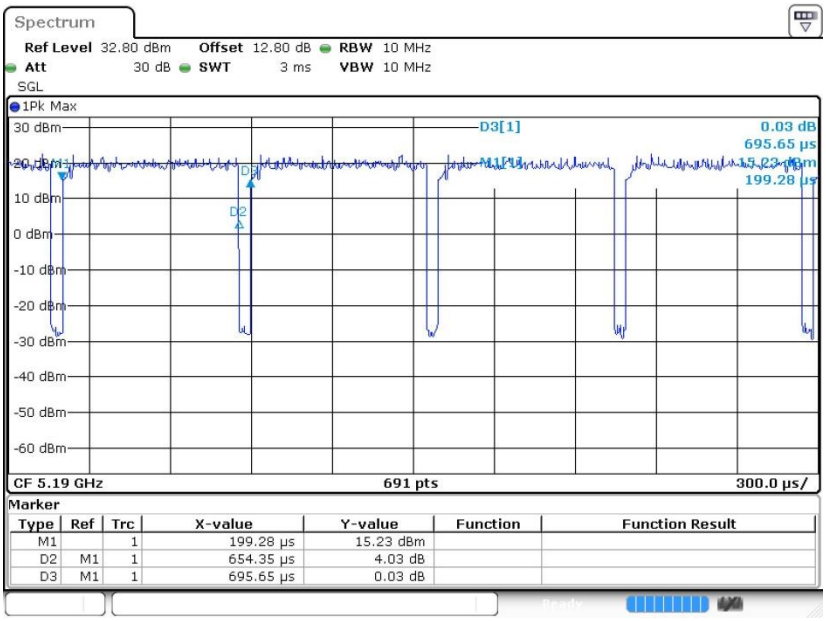

802.11ac VHT80

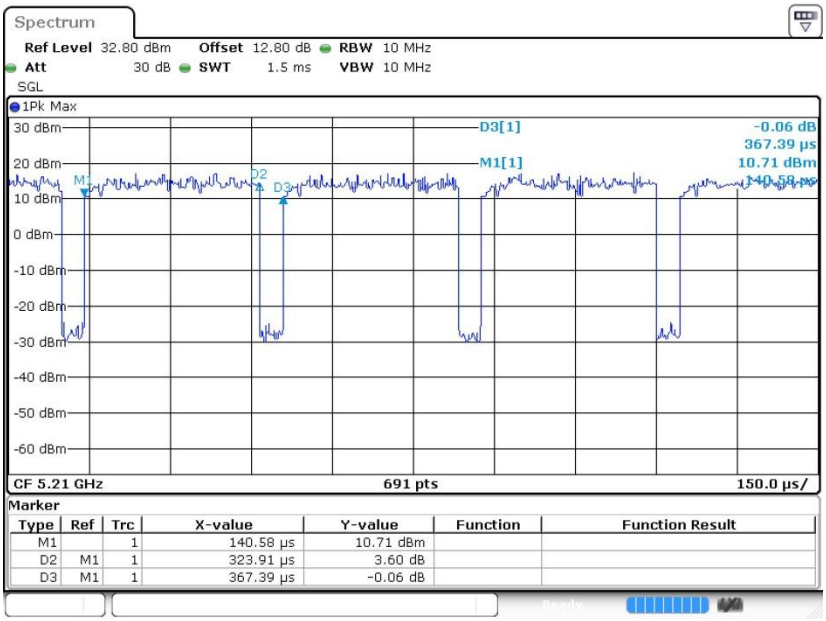

802.11ac VHT160

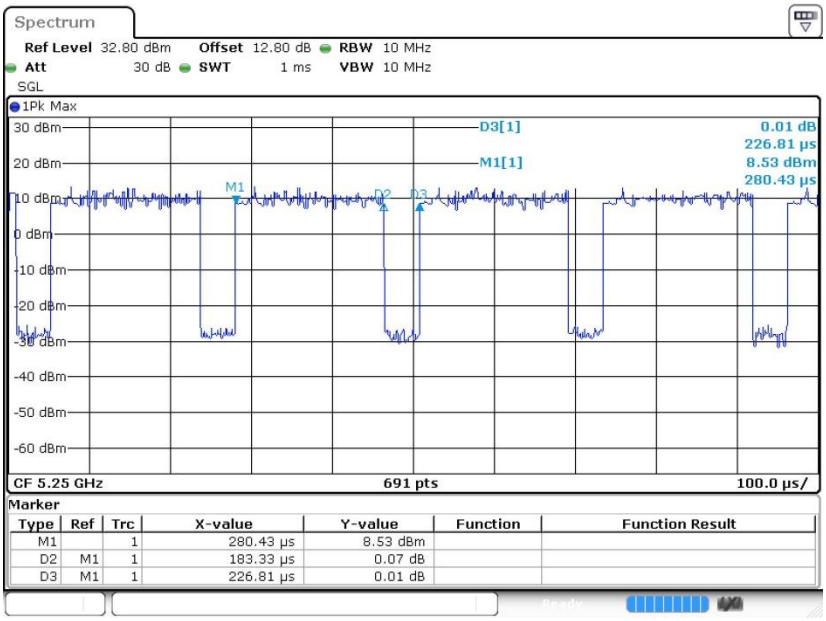

Date: 8.SEP.2024 18:47:54

802.11ax HE20

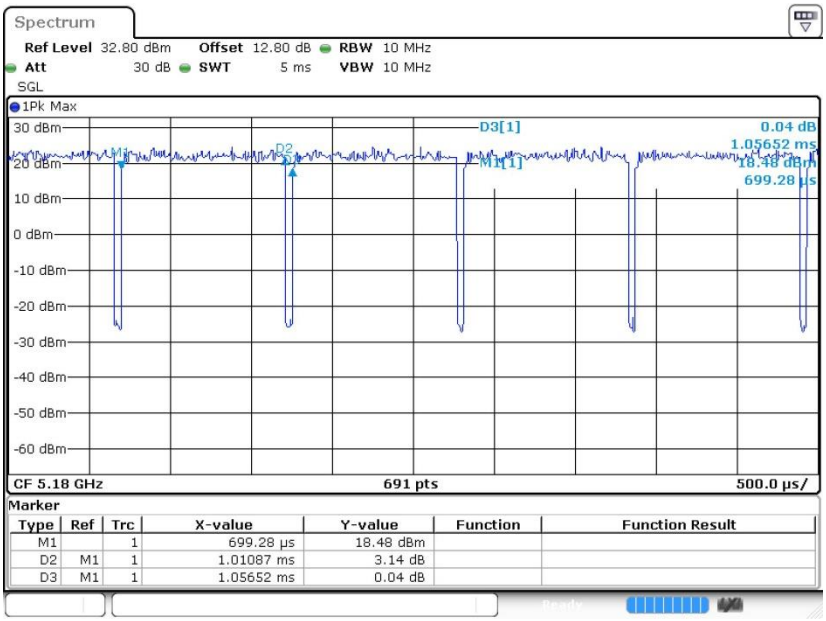

802.11ax HE40

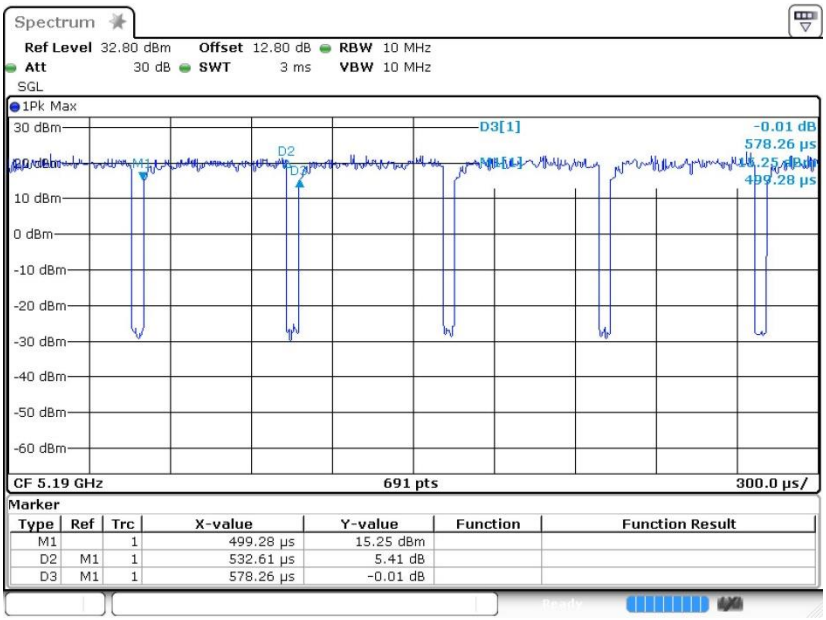

802.11ax HE80

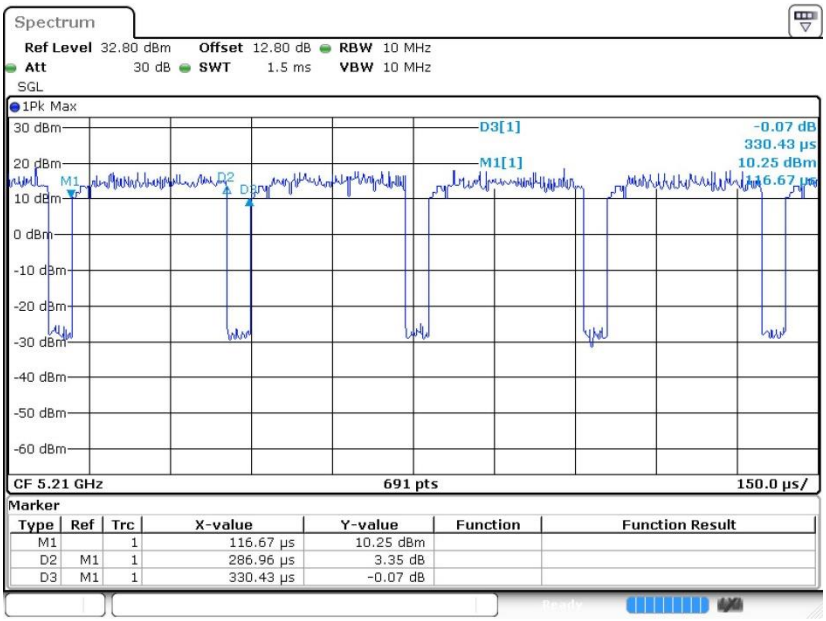
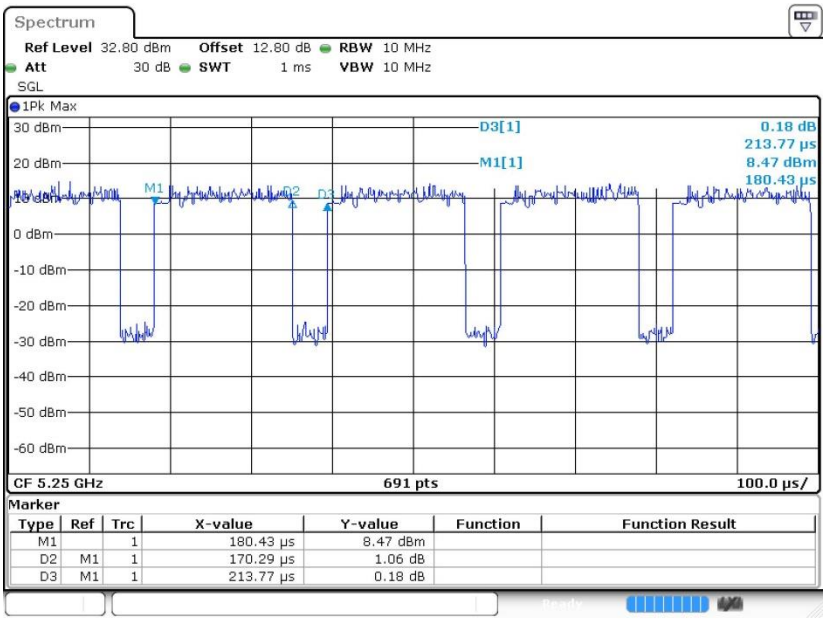
802.11ax HE160