Mode	34	
	Band Edge	
	U-NII-2A_5.25-5.35_802.11ax HE20_CH64_Full_5320MHz	
ANT	CDD 0+1	
Pol.	Horizontal	Fundamental
Peak	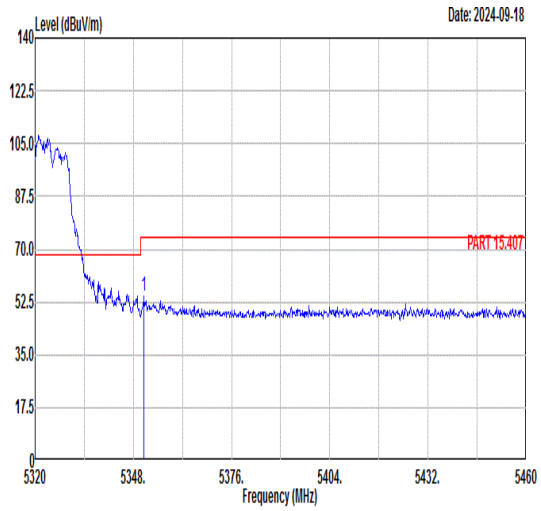 Freq Level Limit Line Margin (dB) Read Level Ant Factor Cable Loss Preamp Factor APos TPos Remark 1 5351.08 54.24 74.00 -19.76 41.51 35.99 9.37 32.63 400 173 PEAK	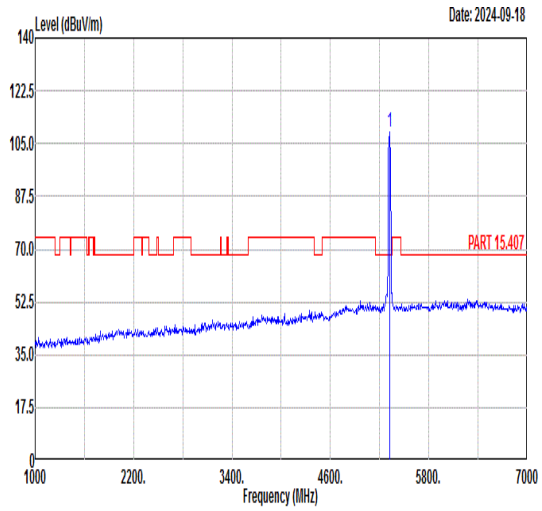 Freq Level Limit Line Margin (dB) Read Level Ant Factor Cable Loss Preamp Factor APos TPos Remark 1 5320.00 108.91 ------ ------ 96.33 36.01 9.21 32.64 400 173 PEAK
Avg	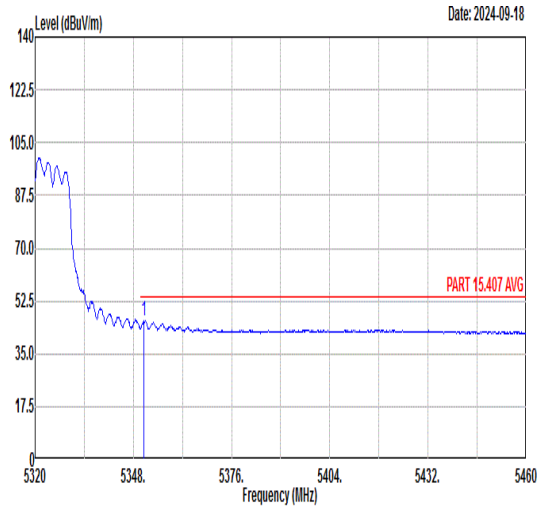 Freq Level Limit Line Margin (dB) Read Level Ant Factor Cable Loss Preamp Factor APos TPos Remark 1 5350.94 46.11 54.00 -7.89 33.38 35.99 9.37 32.63 400 173 AVERAGE	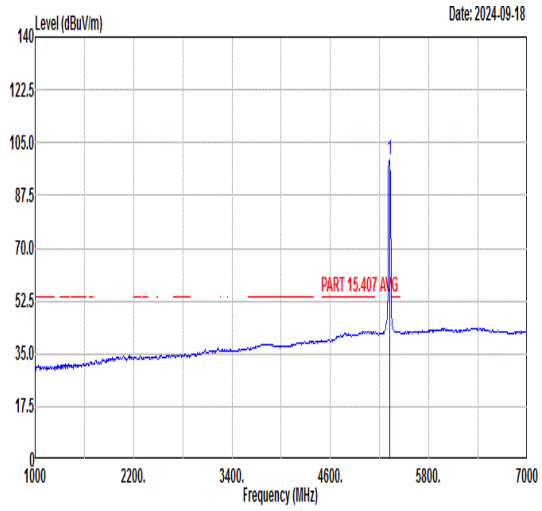 Freq Level Limit Line Margin (dB) Read Level Ant Factor Cable Loss Preamp Factor APos TPos Remark 1 5320.00 99.50 ------ ------ 86.92 36.01 9.21 32.64 400 173 AVERAGE

Mode	34	
	Band Edge	
	U-NII-2A_5.25-5.35_802.11ax HE20_CH64_Full_5320MHz	
ANT	CDD 0+1	
Pol.	Vertical	Fundamental
Peak	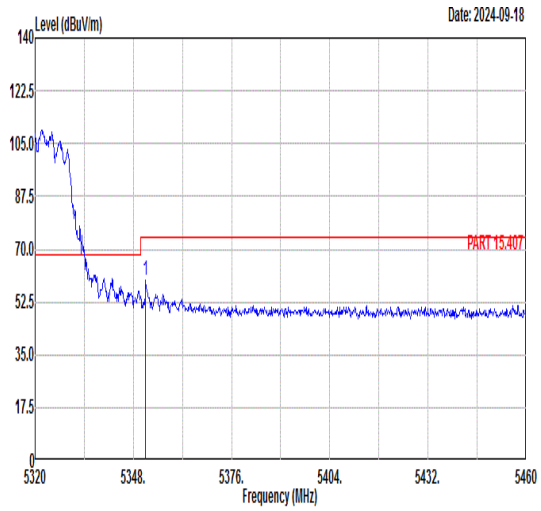 Freq Level Limit Line Margin (dB) Read Level Ant Factor Cable Loss Preamp Factor APos TPos Remark 1 5351.50 59.73 74.00 -14.27 47.00 35.99 9.37 32.63 300 189 PEAK	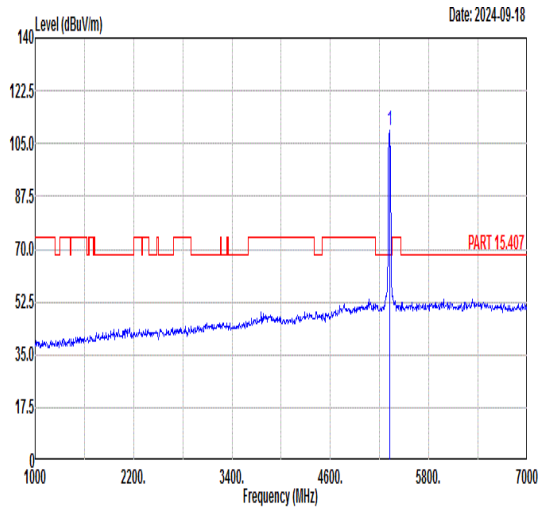 Freq Level Limit Line Margin (dB) Read Level Ant Factor Cable Loss Preamp Factor APos TPos Remark 1 5320.00 109.12 ------ ------ 96.54 36.01 9.21 32.64 300 189 PEAK
Avg	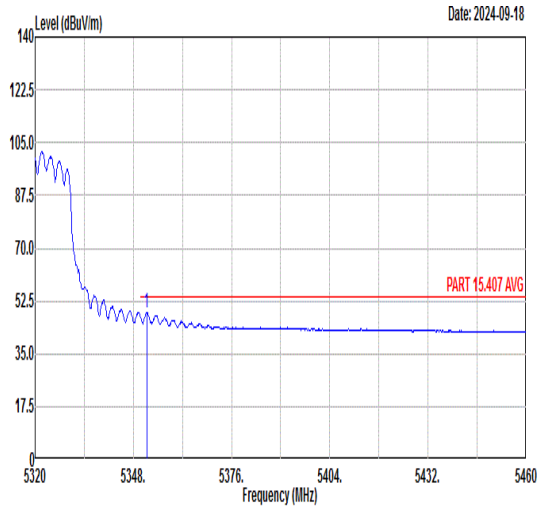 Freq Level Limit Line Margin (dB) Read Level Ant Factor Cable Loss Preamp Factor APos TPos Remark 1 5351.78 48.55 54.00 -5.45 35.82 35.99 9.37 32.63 300 189 AVERAGE	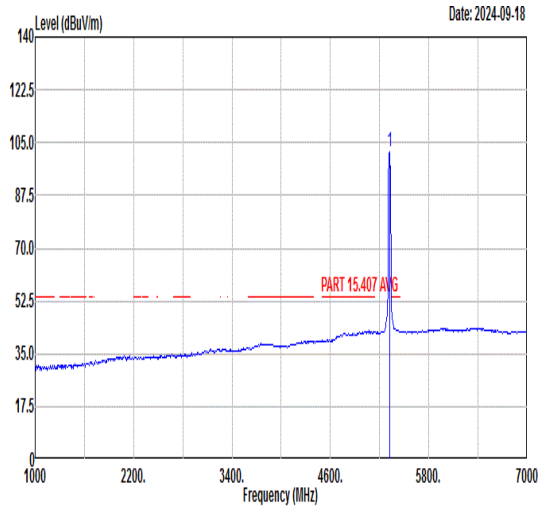 Freq Level Limit Line Margin (dB) Read Level Ant Factor Cable Loss Preamp Factor APos TPos Remark 1 5320.00 102.06 ------ ------ 89.48 36.01 9.21 32.64 300 189 AVERAGE

Mode	34	
	Harmonic	
	U-NII-2A_5.25-5.35_802.11ax HE20_CH64_Full_5320MHz	
ANT	CDD 0+1	
Pol.	Horizontal	Vertical
Peak Avg	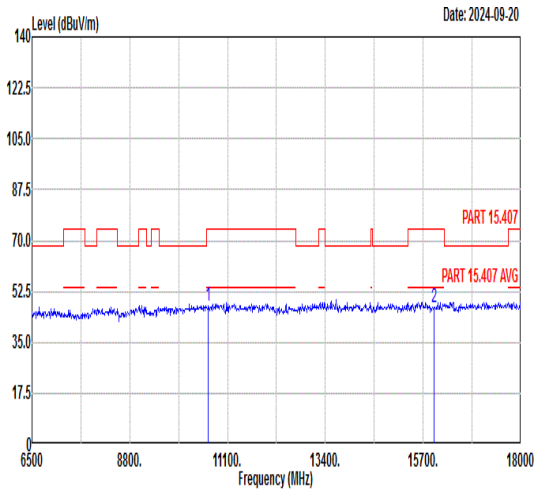 Freq Level Limit Line Margin Read Level Ant Factor Cable Loss Preamp Factor APos TPos Remark MHz dBuV/m dBuV/m dB dBuV dB/m dB dB cm deg 1 10640.00 47.38 74.00 -26.62 59.81 38.86 12.26 63.55 --- --- Peak 2 15960.00 47.15 74.00 -26.85 55.44 41.07 14.77 64.13 --- --- Peak	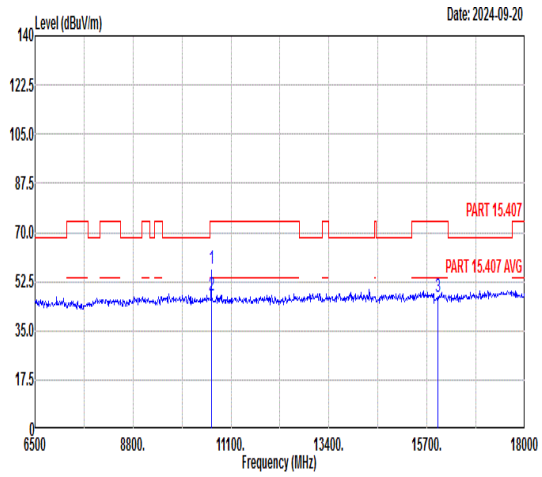 Freq Level Limit Line Margin Read Level Ant Factor Cable Loss Preamp Factor APos TPos Remark MHz dBuV/m dBuV/m dB dBuV dB/m dB dB cm deg 1 10640.00 57.07 74.00 -16.93 69.50 38.86 12.26 63.55 251 153 Peak 2 10640.00 47.69 54.00 -6.31 60.12 38.86 12.26 63.55 251 153 Average 3 15960.00 47.21 74.00 -26.79 55.50 41.07 14.77 64.13 --- --- Peak

Mode	35	
	Band Edge	
	U-NII-2C_5.47-5.725_802.11ax HE20_CH100_Full_5500MHz	
ANT	CDD 0+1	
Pol.	Horizontal	Fundamental
Peak	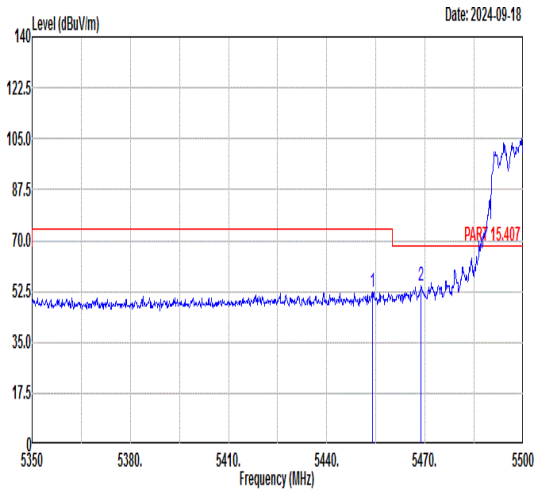 Freq Level Limit Line Margin (dB) Read Level Ant Factor Cable Loss Preamp Factor APos TPos Remark 1 5453.95 52.44 74.00 -21.56 39.44 35.93 9.68 32.61 322 184 PEAK 2 5468.80 54.67 68.30 -13.63 41.67 35.92 9.69 32.61 322 184 PEAK	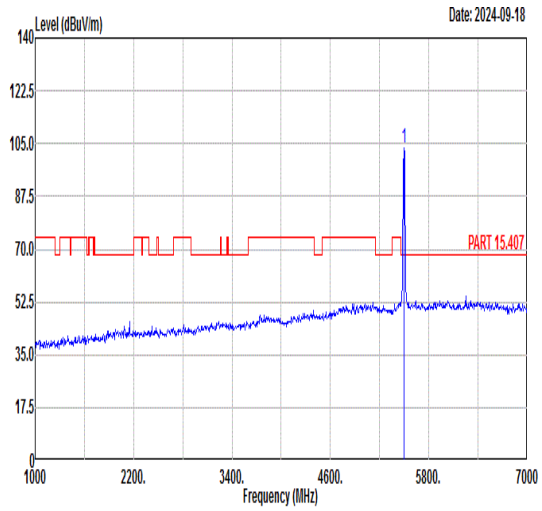 Freq Level Limit Line Margin (dB) Read Level Ant Factor Cable Loss Preamp Factor APos TPos Remark 1 5500.00 103.41 ------ ------ 90.41 35.90 9.70 32.60 322 184 PEAK
Avg	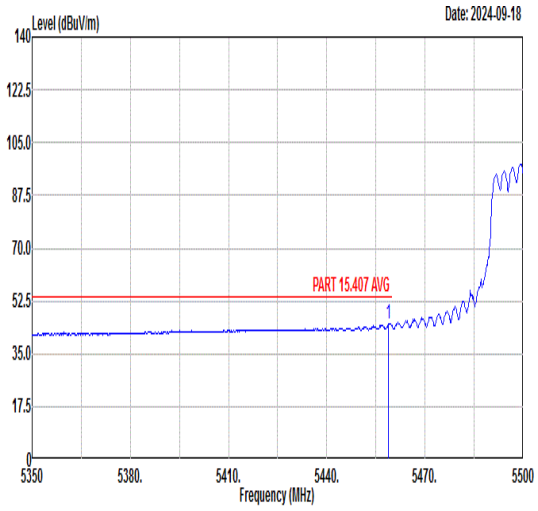 Freq Level Limit Line Margin (dB) Read Level Ant Factor Cable Loss Preamp Factor APos TPos Remark 1 5458.90 44.82 54.00 -9.18 31.82 35.92 9.69 32.61 322 184 AVERAGE	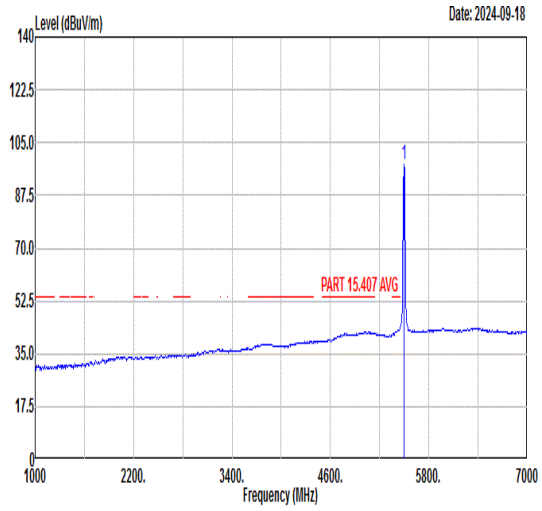 Freq Level Limit Line Margin (dB) Read Level Ant Factor Cable Loss Preamp Factor APos TPos Remark 1 5500.00 97.80 ------ ------ 84.79 35.90 9.71 32.60 322 184 AVERAGE

Mode	35	
	Band Edge	
	U-NII-2C_5.47-5.725_802.11ax HE20_CH100_Full_5500MHz	
ANT	CDD 0+1	
Pol.	Vertical	Fundamental
Peak	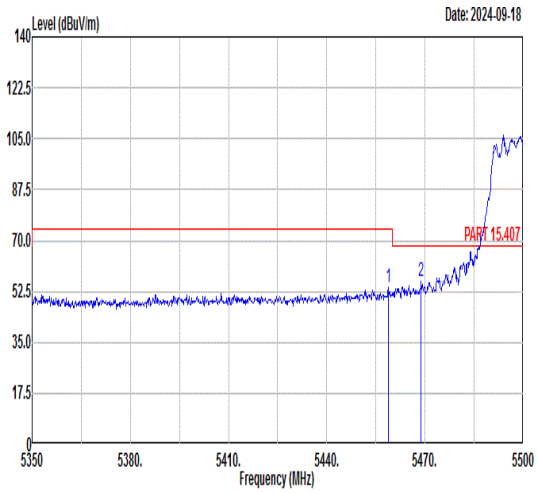 Freq Level Limit Line Margin (dB) Read Level Ant Factor Cable Loss Preamp Factor APos TPos Remark 1 5458.90 54.14 74.00 -19.86 41.14 35.92 9.69 32.61 300 235 PEAK 2 5468.80 55.77 68.30 -12.53 42.77 35.92 9.69 32.61 300 235 PEAK	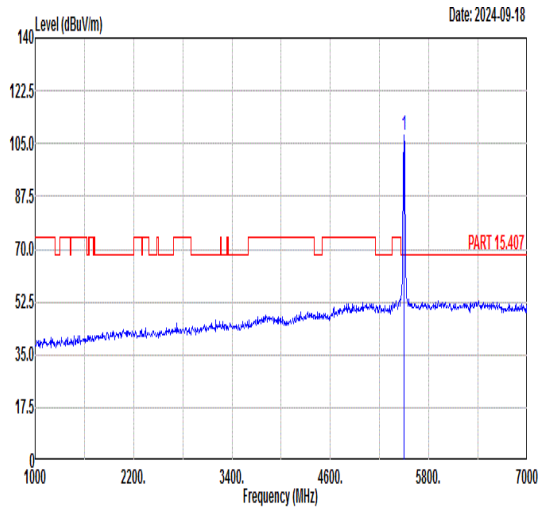 Freq Level Limit Line Margin (dB) Read Level Ant Factor Cable Loss Preamp Factor APos TPos Remark 1 5500.00 107.57 ------ ------ 94.56 35.90 9.71 32.60 300 235 PEAK
Avg	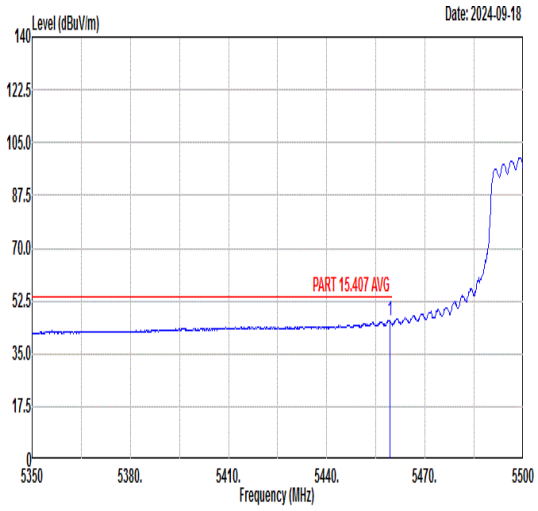 Freq Level Limit Line Margin (dB) Read Level Ant Factor Cable Loss Preamp Factor APos TPos Remark 1 5459.20 46.11 54.00 -7.89 33.11 35.92 9.69 32.61 300 235 AVERAGE	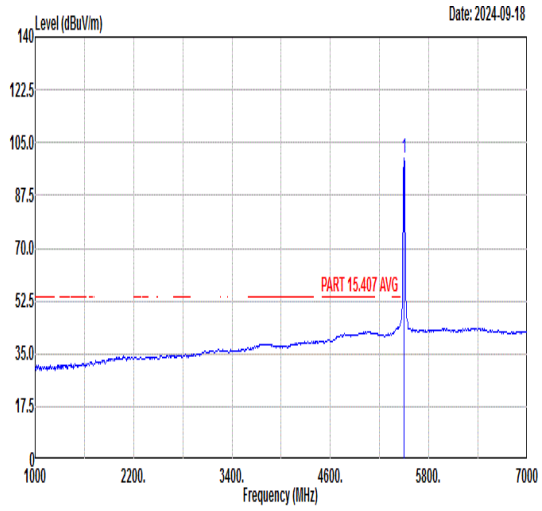 Freq Level Limit Line Margin (dB) Read Level Ant Factor Cable Loss Preamp Factor APos TPos Remark 1 5500.00 99.96 ------ ------ 86.95 35.90 9.71 32.60 300 235 AVERAGE

Mode	35	
	Harmonic	
	U-NII-2C_5.47-5.725_802.11ax HE20_CH100_Full_5500MHz	
ANT	CDD 0+1	
Pol.	Horizontal	Vertical
Peak Avg	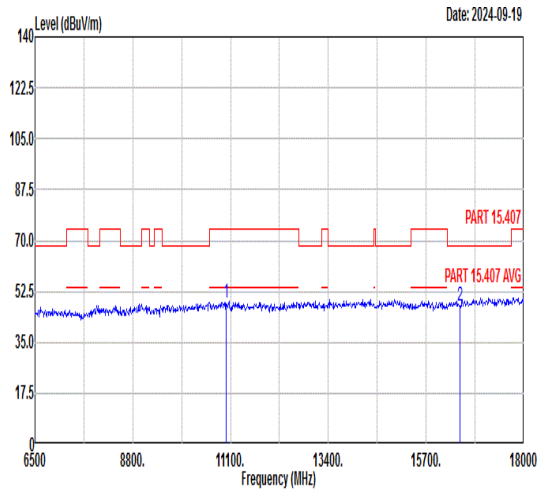 Freq Level Limit Line Margin Read Level Ant Factor Cable Loss Preamp Factor APos TPos Remark MHz dBuV/m dBuV/m dB dBuV dB/m dB dB cm deg 1 11000.00 48.47 74.00 -25.53 60.37 39.00 12.52 63.42 --- --- Peak 2 16500.00 47.77 68.30 -20.53 55.91 41.35 15.17 64.66 --- --- Peak	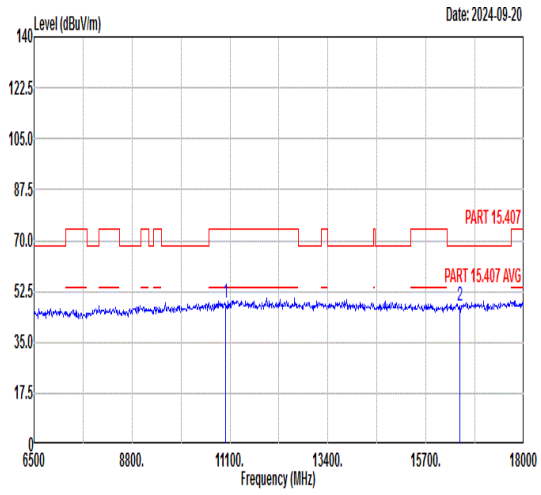 Freq Level Limit Line Margin Read Level Ant Factor Cable Loss Preamp Factor APos TPos Remark MHz dBuV/m dBuV/m dB dBuV dB/m dB dB cm deg 1 11000.00 48.59 74.00 -25.41 60.49 39.00 12.52 63.42 --- --- Peak 2 16500.00 47.29 68.30 -21.01 55.43 41.35 15.17 64.66 --- --- Peak

Mode	36	
	Harmonic	
	U-NII-2C_5.47-5.725_802.11ax HE20_CH116_Full_5580MHz	
ANT	CDD 0+1	
Pol.	Horizontal	Vertical
Peak Avg	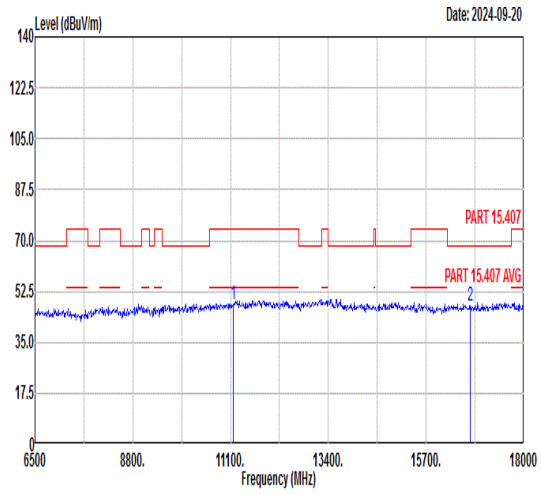 Freq Level Limit Line Margin Read Level Ant Factor Cable Loss Preamp Factor APos TPos Remark MHz dBuV/m dBuV/m dB dBuV dB/m dB dB cm deg 1 11160.00 48.31 74.00 -25.69 60.04 39.06 12.64 63.43 --- --- Peak 2 16740.00 47.43 68.30 -20.87 55.52 41.47 15.35 64.91 --- --- Peak	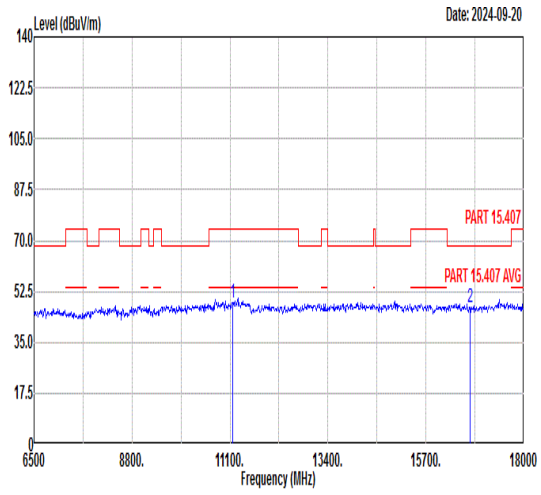 Freq Level Limit Line Margin Read Level Ant Factor Cable Loss Preamp Factor APos TPos Remark MHz dBuV/m dBuV/m dB dBuV dB/m dB dB cm deg 1 11160.00 48.38 74.00 -25.62 60.11 39.06 12.64 63.43 --- --- Peak 2 16740.00 46.80 68.30 -21.50 54.89 41.47 15.35 64.91 --- --- Peak

Mode	37	
	Band Edge	
	U-NII-2C_5.47-5.725_802.11ax HE20_CH140_Full_5700MHz	
ANT	CDD 0+1	
Pol.	Horizontal	Fundamental
Peak	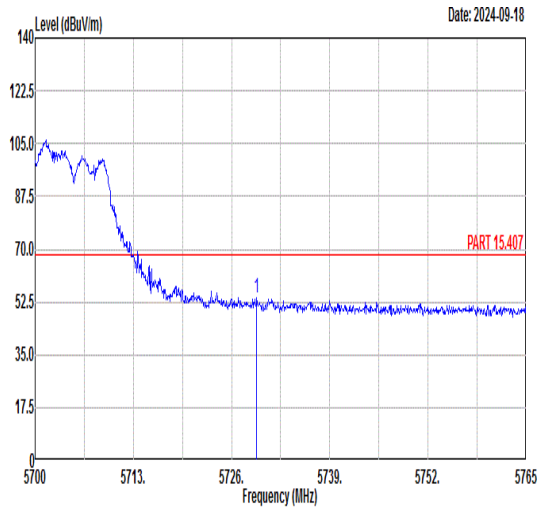 Freq Level Limit Line Margin (dB) Read Level Ant Factor Cable Loss Preamp Factor APos TPos Remark MHz dBuV/m dBuV/m dBuV dB/m dB dB cm deg 1 5729.32 54.09 68.30 -14.21 40.53 36.22 10.03 32.69 322 184 PEAK	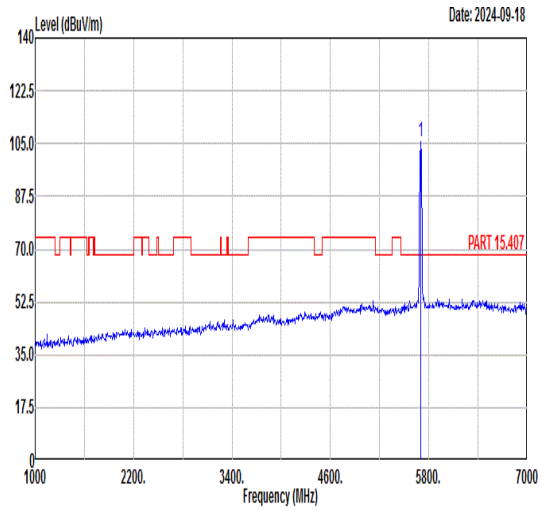 Freq Level Limit Line Margin (dB) Read Level Ant Factor Cable Loss Preamp Factor APos TPos Remark MHz dBuV/m dBuV/m dBuV dB/m dB dB cm deg 1 5700.00 105.80 ------ ------ 92.32 36.19 9.97 32.68 322 184 PEAK
Avg	Blank	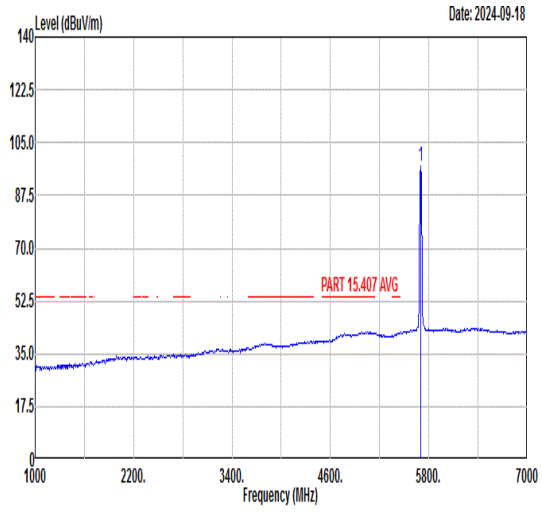 Freq Level Limit Line Margin (dB) Read Level Ant Factor Cable Loss Preamp Factor APos TPos Remark MHz dBuV/m dBuV/m dBuV dB/m dB dB cm deg 1 5700.00 97.29 ------ ------ 83.81 36.19 9.97 32.68 322 184 AVERAGE

Mode	37	
	Band Edge	
	U-NII-2C_5.47-5.725_802.11ax HE20_CH140_Full_5700MHz	
ANT	CDD 0+1	
Pol.	Vertical	Fundamental
Peak	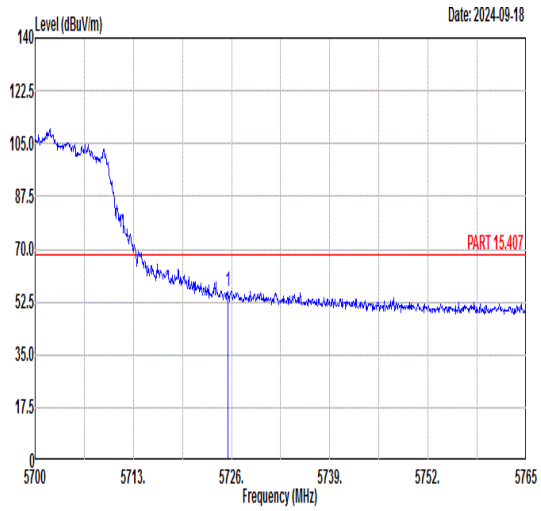 Freq Level Limit Line Margin (dB) Read Level Ant Factor Cable Loss Preamp Factor APos TPos Remark MHz dBuV/m dBuV/m dBuV dB/m dB dB cm deg 1 5725.48 56.00 68.30 -12.30 42.45 36.22 10.02 32.69 300 254 PEAK	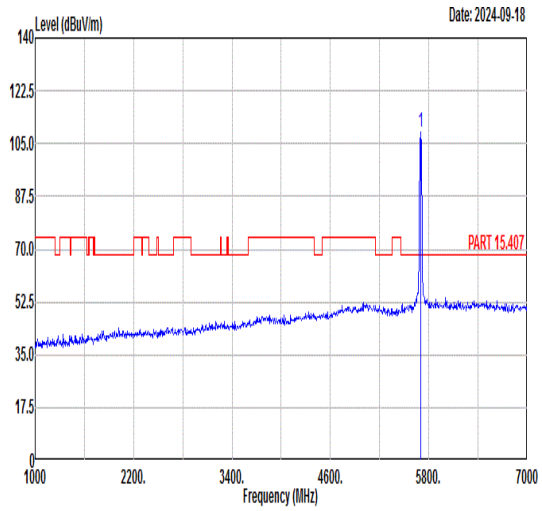 Freq Level Limit Line Margin (dB) Read Level Ant Factor Cable Loss Preamp Factor APos TPos Remark MHz dBuV/m dBuV/m dBuV dB/m dB dB cm deg 1 5700.00 108.75 ------ ------ 95.27 36.19 9.97 32.68 300 254 PEAK
Avg	Blank	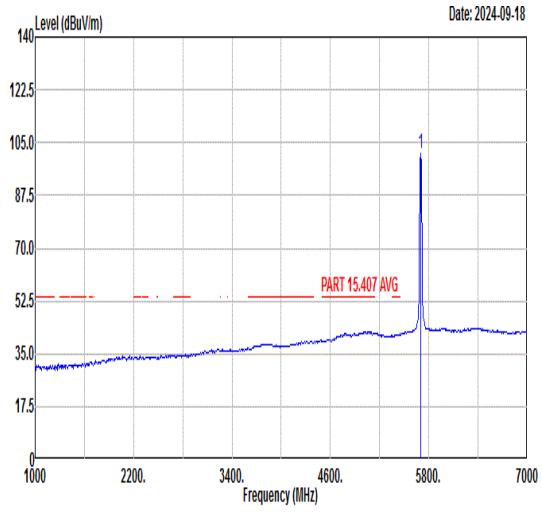 Freq Level Limit Line Margin (dB) Read Level Ant Factor Cable Loss Preamp Factor APos TPos Remark MHz dBuV/m dBuV/m dBuV dB/m dB dB cm deg 1 5700.00 101.34 ------ ------ 87.88 36.18 9.96 32.68 300 254 AVERAGE

Mode	37	
	Harmonic	
	U-NII-2C_5.47-5.725_802.11ax HE20_CH140_Full_5700MHz	
ANT	CDD 0+1	
Pol.	Horizontal	Vertical
Peak Avg	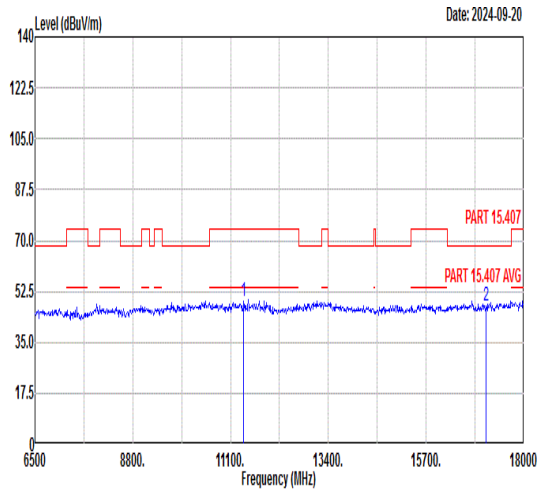 Freq Level Limit Line Margin Read Level Ant Factor Cable Loss Preamp Factor APos TPos Remark MHz dBuV/m dBuV/m dB dBuV dB/m dB dB cm deg 1 11400.00 49.25 74.00 -24.75 60.72 39.16 12.81 63.44 --- --- Peak 2 17100.00 47.49 68.30 -20.81 55.39 41.71 15.62 65.23 --- --- Peak	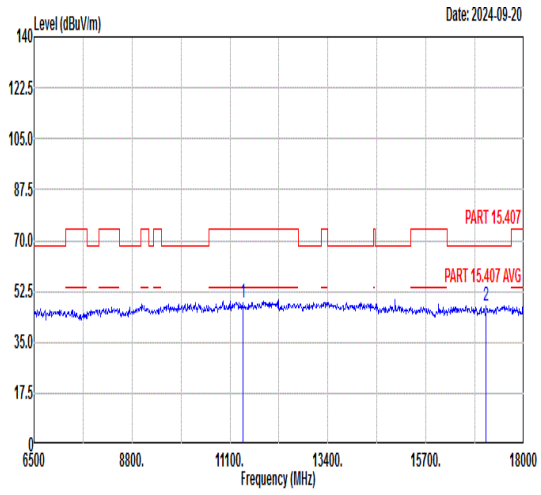 Freq Level Limit Line Margin Read Level Ant Factor Cable Loss Preamp Factor APos TPos Remark MHz dBuV/m dBuV/m dB dBuV dB/m dB dB cm deg 1 11400.00 48.70 74.00 -25.30 60.17 39.16 12.81 63.44 --- --- Peak 2 17100.00 47.67 68.30 -20.63 55.57 41.71 15.62 65.23 --- --- Peak

Mode	38	
	Band Edge - L	
	U-NII-1_5.15-5.25_802.11ax HE40_CH38_Full_5190MHz	
ANT	CDD 0+1	
Pol.	Horizontal	Fundamental
Peak	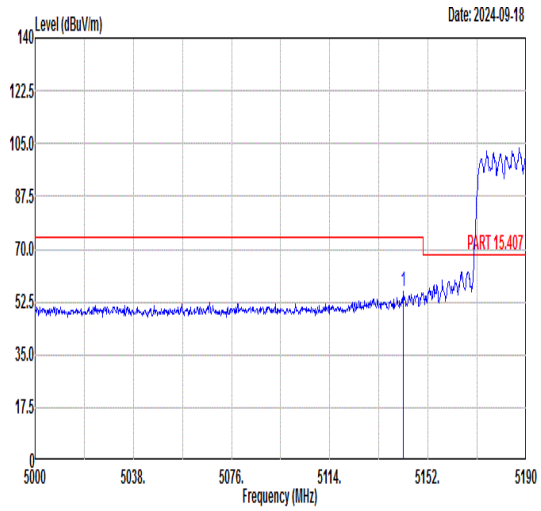 Freq Level Limit Line Margin (dB) Read Level Ant Factor Cable Loss Preamp Factor APos TPos Remark MHz dBuV/m dBuV/m dBuV dB/m dB dB cm deg 1 5142.50 55.76 74.00 -18.24 43.80 36.11 8.52 32.67 400 172 PEAK	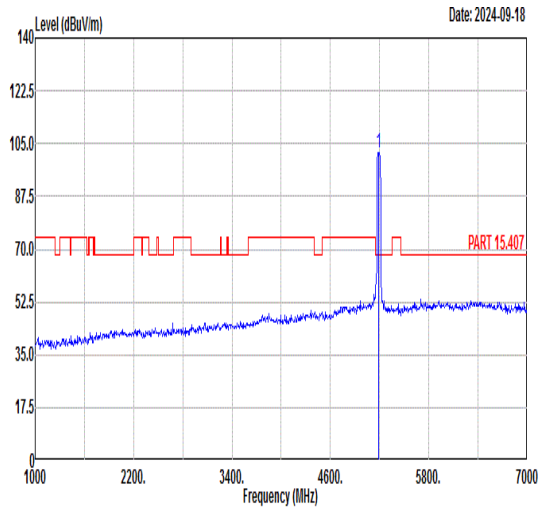 Freq Level Limit Line Margin (dB) Read Level Ant Factor Cable Loss Preamp Factor APos TPos Remark MHz dBuV/m dBuV/m dBuV dB/m dB dB cm deg 1 5190.00 102.06 ------ ------ 90.02 36.08 8.62 32.66 400 172 PEAK
Avg	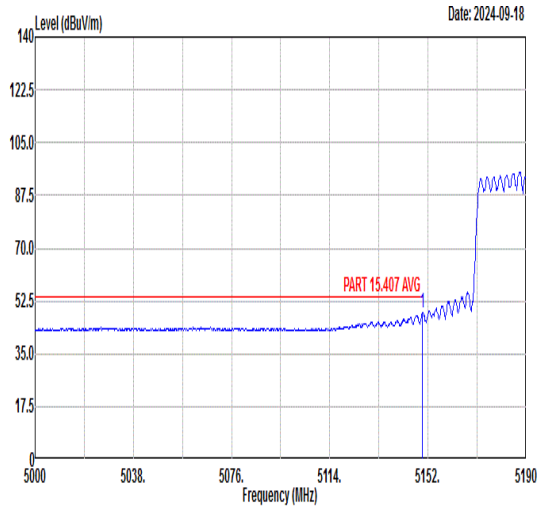 Freq Level Limit Line Margin (dB) Read Level Ant Factor Cable Loss Preamp Factor APos TPos Remark MHz dBuV/m dBuV/m dBuV dB/m dB dB cm deg 1 5149.72 48.34 54.00 -5.66 36.36 36.11 8.54 32.67 400 172 AVERAGE	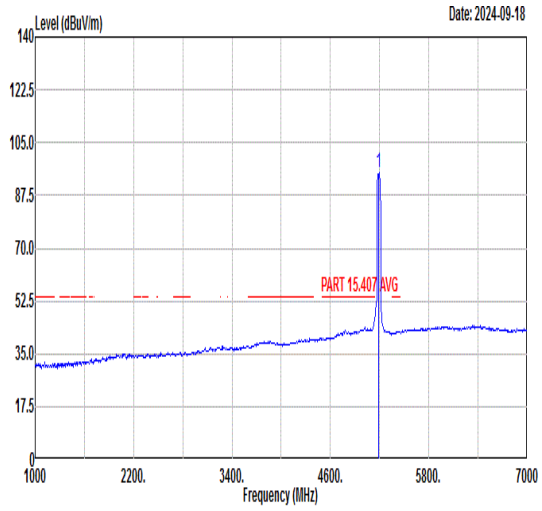 Freq Level Limit Line Margin (dB) Read Level Ant Factor Cable Loss Preamp Factor APos TPos Remark MHz dBuV/m dBuV/m dBuV dB/m dB dB cm deg 1 5190.00 95.05 ------ ------ 83.01 36.08 8.62 32.66 400 172 AVERAGE

Mode	38	
	Band Edge - R	
	U-NII-1_5.15-5.25_802.11ax HE40_CH38_Full_5190MHz	
ANT	CDD 0+1	
Pol.	Horizontal	Fundamental
Peak	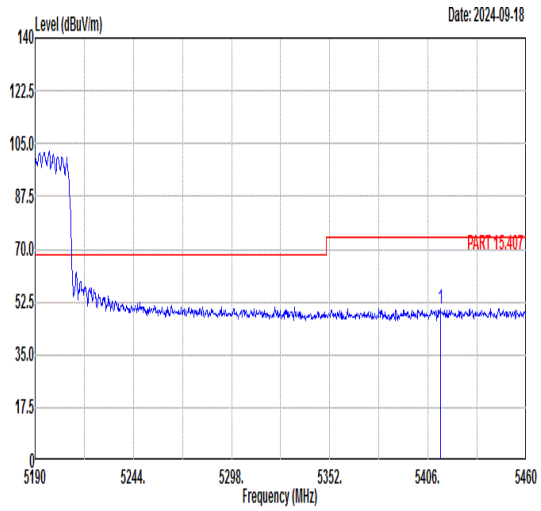 Freq Level Limit Line Margin (dB) Read Level Ant Factor Cable Loss Preamp Factor APos TPos Remark MHz dBuV/m dBuV/m dBuV dB/m dB dB cm deg 1 5413.02 50.22 74.00 -23.78 37.23 35.95 9.66 32.62 400 172 PEAK	Blank
Avg	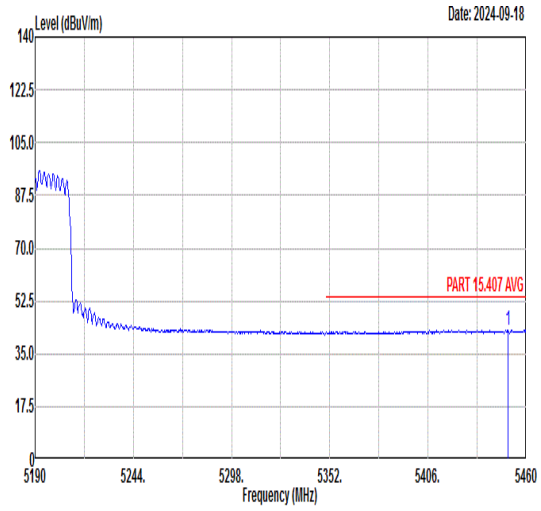 Freq Level Limit Line Margin (dB) Read Level Ant Factor Cable Loss Preamp Factor APos TPos Remark MHz dBuV/m dBuV/m dBuV dB/m dB dB cm deg 1 5450.01 42.81 54.00 -11.19 29.81 35.93 9.68 32.61 400 172 AVERAGE	Blank

Mode	38	
	Band Edge - L	
	U-NII-1_5.15-5.25_802.11ax HE40_CH38_Full_5190MHz	
ANT	CDD 0+1	
Pol.	Vertical	Fundamental
Peak	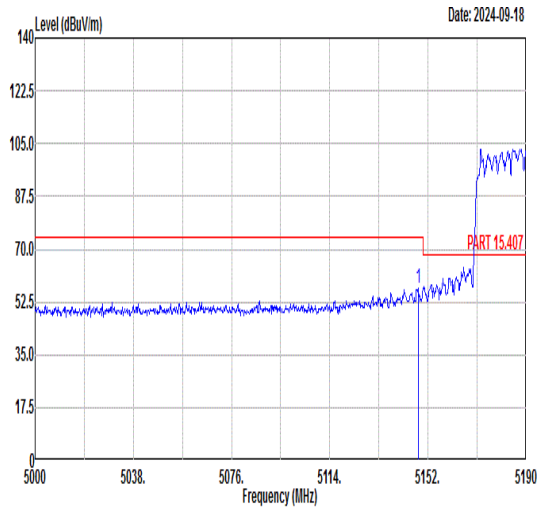 Freq Level Limit Line Margin (dB) Read Level Ant Factor Cable Loss Preamp Factor APos TPos Remark 1 5148.20 57.07 74.00 -16.93 45.10 36.11 8.53 32.67 307 177 PEAK	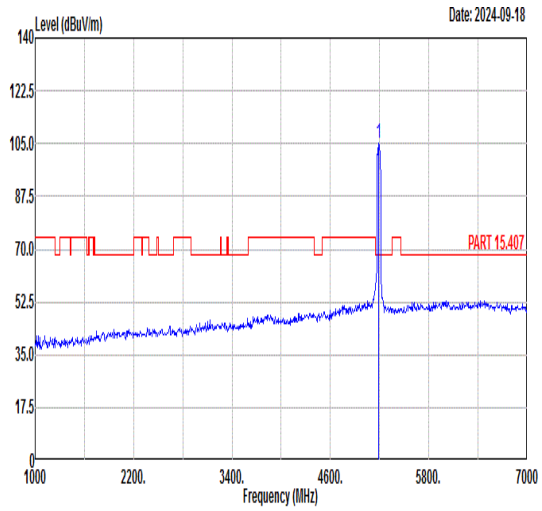 Freq Level Limit Line Margin (dB) Read Level Ant Factor Cable Loss Preamp Factor APos TPos Remark 1 5190.00 105.02 ------ ------ 92.98 36.09 8.61 32.66 307 177 PEAK
Avg	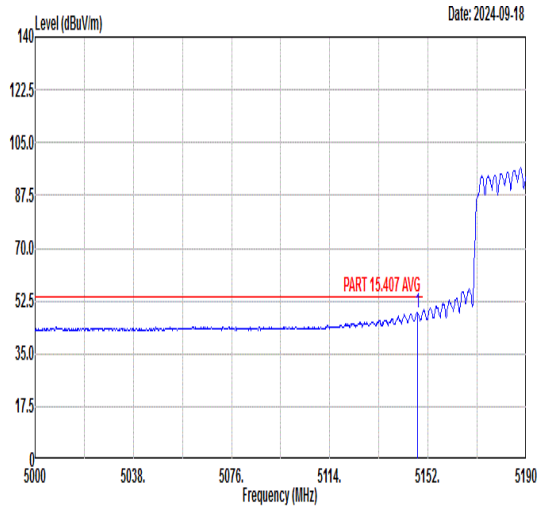 Freq Level Limit Line Margin (dB) Read Level Ant Factor Cable Loss Preamp Factor APos TPos Remark 1 5147.82 48.65 54.00 -5.35 36.68 36.11 8.53 32.67 307 177 AVERAGE	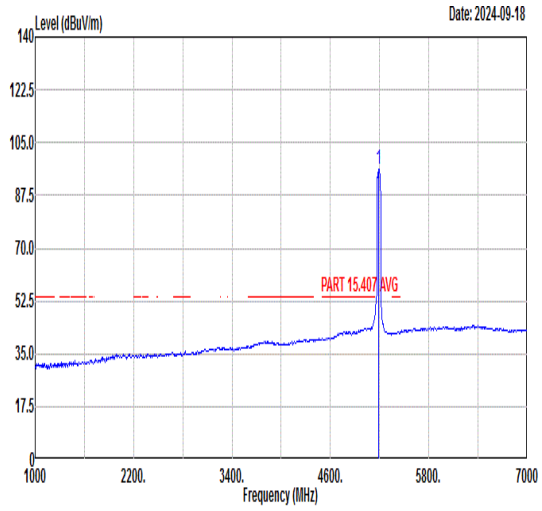 Freq Level Limit Line Margin (dB) Read Level Ant Factor Cable Loss Preamp Factor APos TPos Remark 1 5190.00 96.31 ------ ------ 84.27 36.08 8.62 32.66 307 177 AVERAGE

Mode	38	
	Band Edge - R	
	U-NII-1_5.15-5.25_802.11ax HE40_CH38_Full_5190MHz	
ANT	CDD 0+1	
Pol.	Vertical	Fundamental
Peak	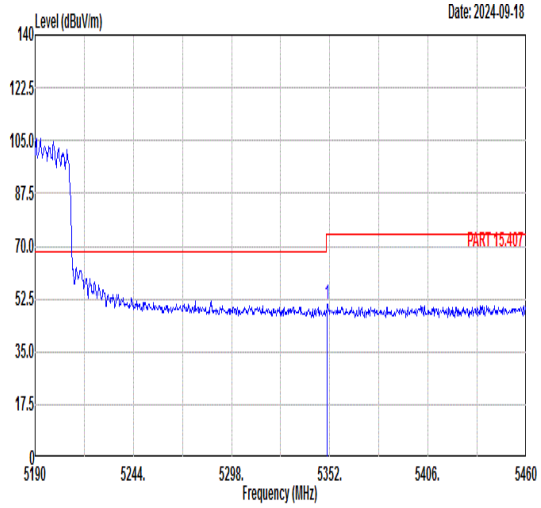 Freq Level Limit Line Margin (dB) Read Level Ant Factor Cable Loss Preamp Factor APos TPos Remark MHz dBuV/m dBuV/m dBuV dB/m dB dB cm deg 1 5350.65 50.72 74.00 -23.28 37.99 35.99 9.37 32.63 307 177 PEAK	Blank
Avg	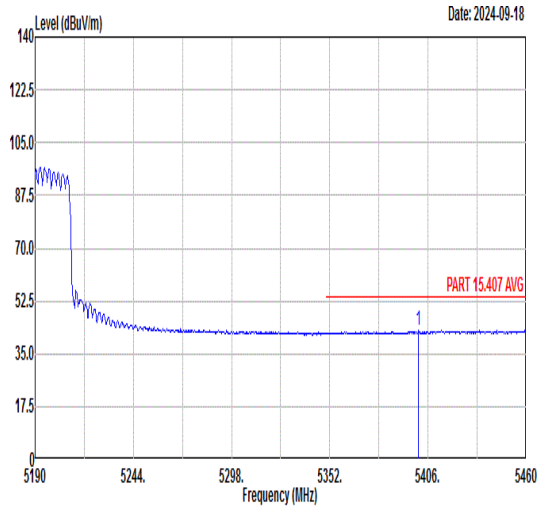 Freq Level Limit Line Margin (dB) Read Level Ant Factor Cable Loss Preamp Factor APos TPos Remark MHz dBuV/m dBuV/m dBuV dB/m dB dB cm deg 1 5400.87 42.71 54.00 -11.29 29.74 35.96 9.63 32.62 307 177 AVERAGE	Blank

Mode	39	
	Band Edge - L	
	U-NII-1_5.15-5.25_802.11ax HE40_CH46_Full_5230MHz	
ANT	CDD 0+1	
Pol.	Horizontal	Fundamental
Peak	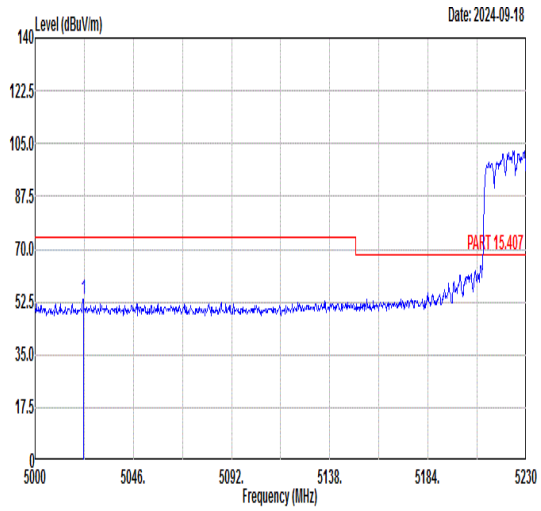 Freq Level Limit Line Margin (dB) Read Level Ant Factor Cable Loss Preamp Factor APos TPos Remark MHz dBuV/m dBuV/m dBuV dB/m dB dB cm deg 1 5022.54 53.11 74.00 -20.89 41.32 36.19 8.30 32.70 400 172 PEAK	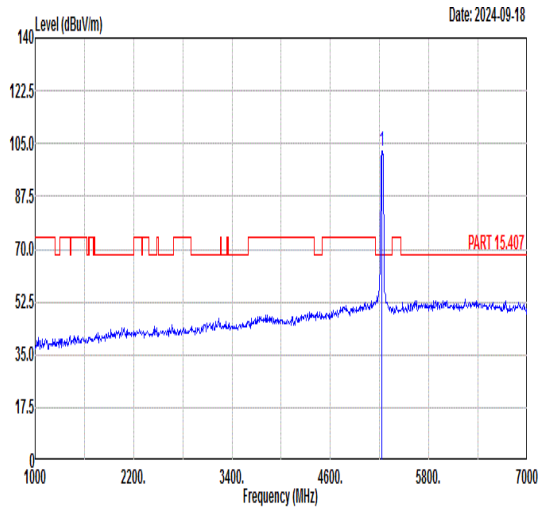 Freq Level Limit Line Margin (dB) Read Level Ant Factor Cable Loss Preamp Factor APos TPos Remark MHz dBuV/m dBuV/m dBuV dB/m dB dB cm deg 1 5230.00 102.62 ------ ------ 90.44 36.06 8.77 32.65 400 172 PEAK
Avg	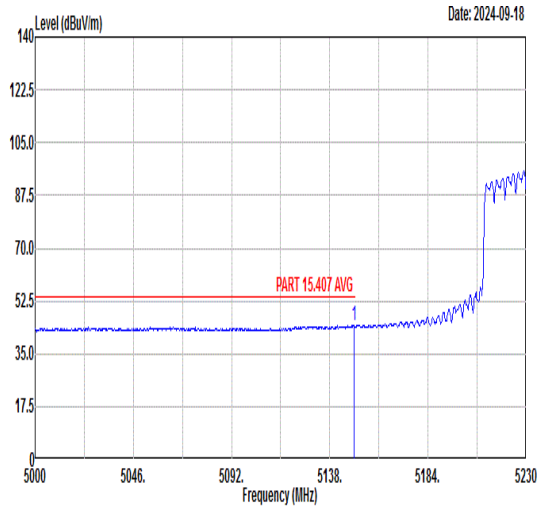 Freq Level Limit Line Margin (dB) Read Level Ant Factor Cable Loss Preamp Factor APos TPos Remark MHz dBuV/m dBuV/m dBuV dB/m dB dB cm deg 1 5149.27 44.33 54.00 -9.67 32.36 36.11 8.53 32.67 400 172 AVERAGE	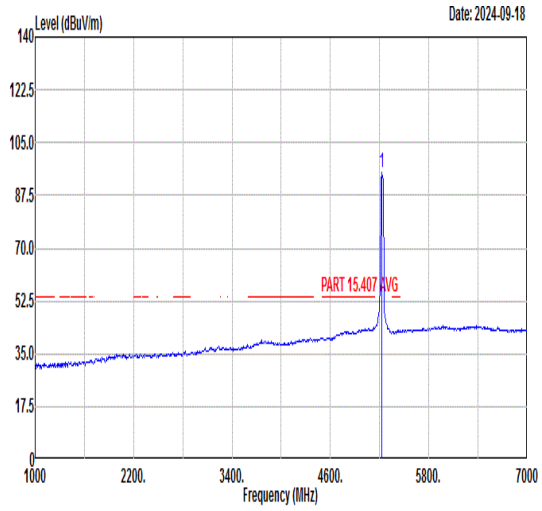 Freq Level Limit Line Margin (dB) Read Level Ant Factor Cable Loss Preamp Factor APos TPos Remark MHz dBuV/m dBuV/m dBuV dB/m dB dB cm deg 1 5230.00 95.12 ------ ------ 82.97 36.06 8.74 32.65 400 172 AVERAGE

Mode	39	
	Band Edge - R	
	U-NII-1_5.15-5.25_802.11ax HE40_CH46_Full_5230MHz	
ANT	CDD 0+1	
Pol.	Horizontal	Fundamental
Peak	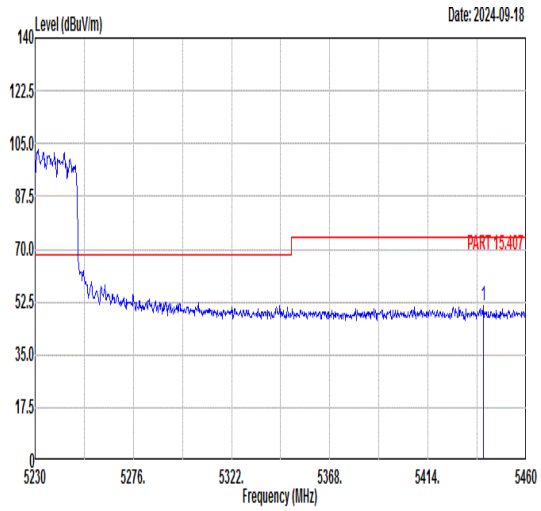 Freq Level Limit Line Margin (dB) Read Level Ant Factor Cable Loss Preamp Factor APos TPos Remark MHz dBuV/m dBuV/m dBuV dB/m dB dB cm deg 1 5439.99 51.22 74.00 -22.78 38.21 35.94 9.68 32.61 400 172 PEAK	Blank
Avg	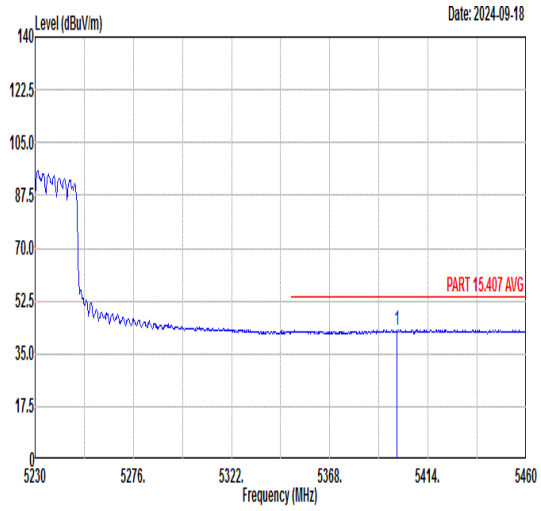 Freq Level Limit Line Margin (dB) Read Level Ant Factor Cable Loss Preamp Factor APos TPos Remark MHz dBuV/m dBuV/m dBuV dB/m dB dB cm deg 1 5399.28 42.83 54.00 -11.17 29.87 35.96 9.62 32.62 400 172 AVERAGE	Blank

Mode	39	
	Band Edge - L	
	U-NII-1_5.15-5.25_802.11ax HE40_CH46_Full_5230MHz	
ANT	CDD 0+1	
Pol.	Vertical	Fundamental
Peak	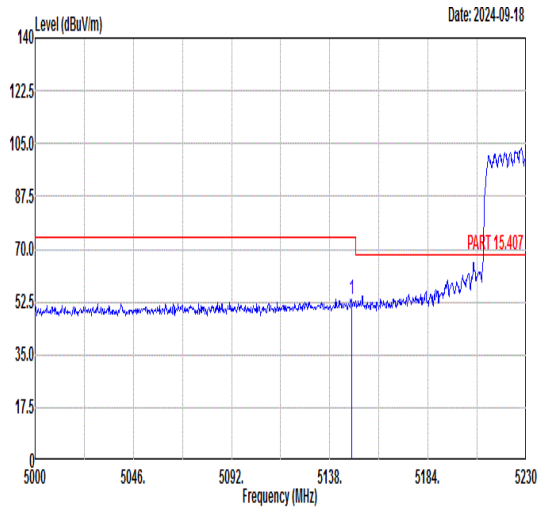 Freq Level Limit Line Margin (dB) Read Level Ant Factor Cable Loss Preamp Factor APos TPos Remark MHz dBuV/m dBuV/m dBuV dB/m dB dB cm deg 1 5148.12 53.40 74.00 -20.60 41.43 36.11 8.53 32.67 276 253 PEAK	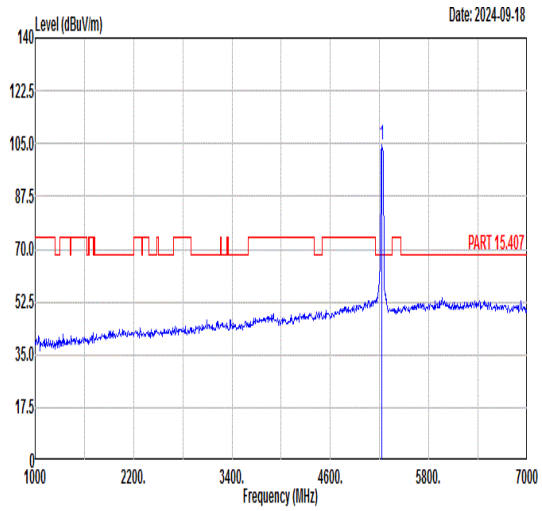 Freq Level Limit Line Margin (dB) Read Level Ant Factor Cable Loss Preamp Factor APos TPos Remark MHz dBuV/m dBuV/m dBuV dB/m dB dB cm deg 1 5230.00 104.39 ------ ------ 92.24 36.06 8.74 32.65 276 253 PEAK
Avg	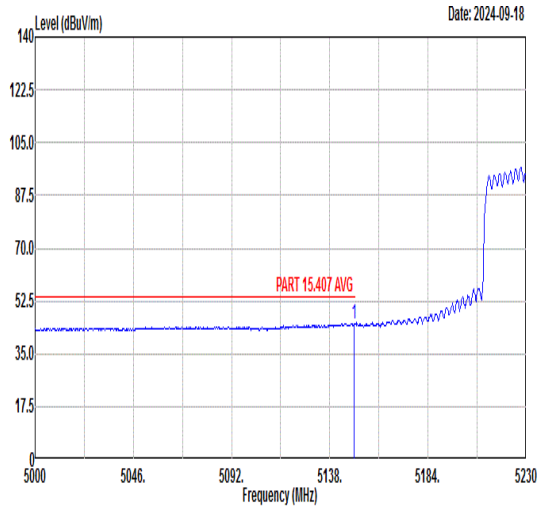 Freq Level Limit Line Margin (dB) Read Level Ant Factor Cable Loss Preamp Factor APos TPos Remark MHz dBuV/m dBuV/m dBuV dB/m dB dB cm deg 1 5149.27 45.03 54.00 -8.97 33.06 36.11 8.53 32.67 276 253 AVERAGE	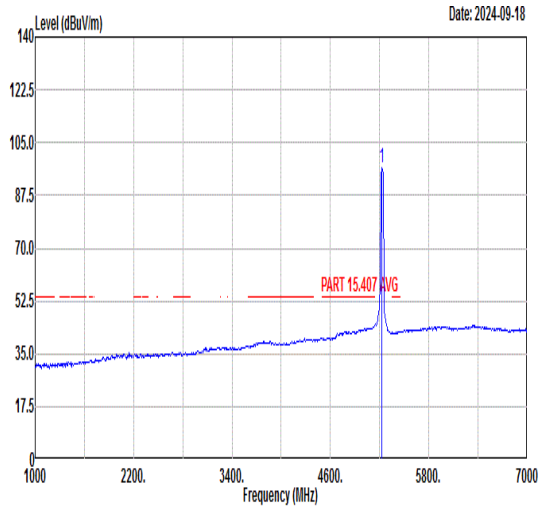 Freq Level Limit Line Margin (dB) Read Level Ant Factor Cable Loss Preamp Factor APos TPos Remark MHz dBuV/m dBuV/m dBuV dB/m dB dB cm deg 1 5230.00 96.61 ------ ------ 84.46 36.06 8.74 32.65 276 253 AVERAGE

Mode	39	
	Band Edge - R	
	U-NII-1_5.15-5.25_802.11ax HE40_CH46_Full_5230MHz	
ANT	CDD 0+1	
Pol.	Vertical	Fundamental
Peak	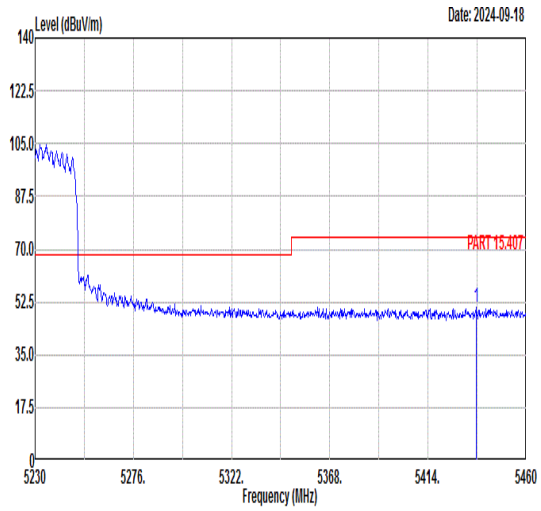 Freq Level Limit Line Margin (dB) Read Level Ant Factor Cable Loss Preamp Factor APos TPos Remark MHz dBuV/m dBuV/m dBuV dB/m dB dB cm deg 1 5436.77 50.57 74.00 -23.43 37.56 35.94 9.68 32.61 276 253 PEAK	Blank
Avg	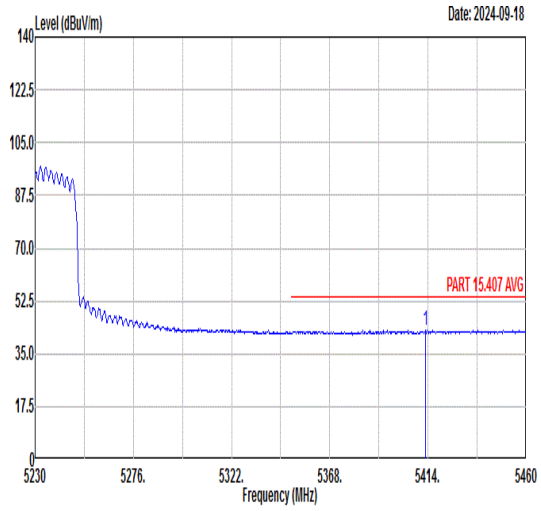 Freq Level Limit Line Margin (dB) Read Level Ant Factor Cable Loss Preamp Factor APos TPos Remark MHz dBuV/m dBuV/m dBuV dB/m dB dB cm deg 1 5412.85 43.02 54.00 -10.98 30.03 35.95 9.66 32.62 276 253 AVERAGE	Blank

Mode	40	
	Band Edge - L	
	U-NII-2A_5.25-5.35_802.11ax HE40_CH54_Full_5270MHz	
ANT	CDD 0+1	
Pol.	Horizontal	Fundamental
Peak	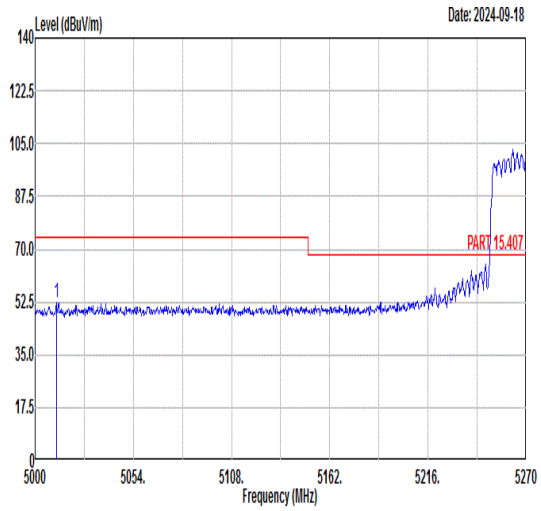 Freq Level Limit Line Margin (dB) Read Level Ant Factor Cable Loss Preamp Factor APos TPos Remark MHz dBuV/m dBuV/m dBuV dB/m dB dB cm deg 1 5011.61 52.22 74.00 -21.78 40.42 36.19 8.31 32.70 369 180 PEAK	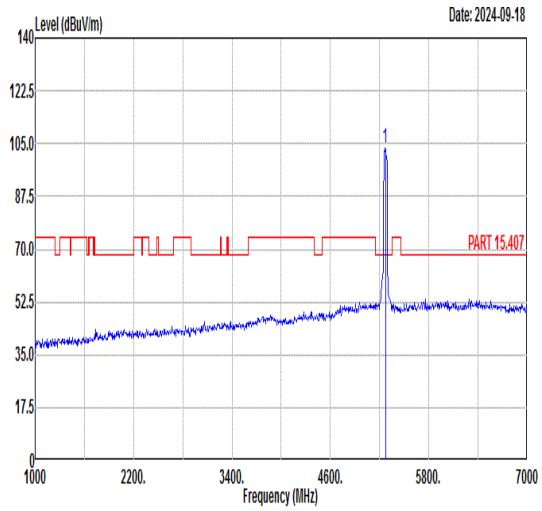 Freq Level Limit Line Margin (dB) Read Level Ant Factor Cable Loss Preamp Factor APos TPos Remark MHz dBuV/m dBuV/m dBuV dB/m dB dB cm deg 1 5270.00 103.58 ------ ------ 91.26 36.04 8.93 32.65 369 180 PEAK
Avg	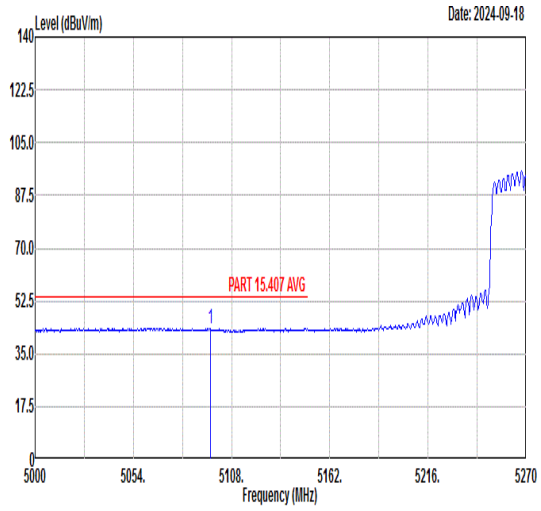 Freq Level Limit Line Margin (dB) Read Level Ant Factor Cable Loss Preamp Factor APos TPos Remark MHz dBuV/m dBuV/m dBuV dB/m dB dB cm deg 1 5096.39 43.55 54.00 -10.45 31.65 36.14 8.44 32.68 369 180 AVERAGE	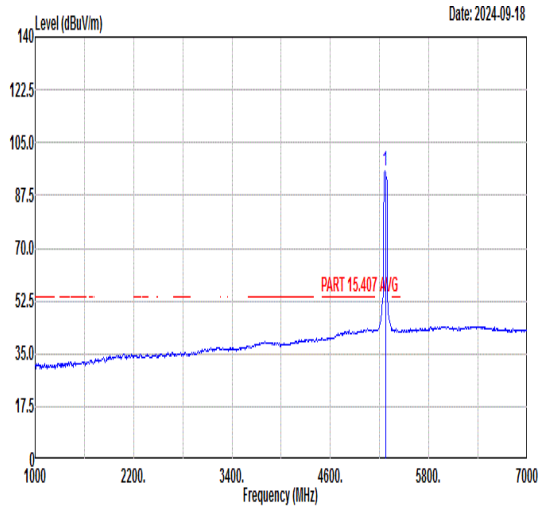 Freq Level Limit Line Margin (dB) Read Level Ant Factor Cable Loss Preamp Factor APos TPos Remark MHz dBuV/m dBuV/m dBuV dB/m dB dB cm deg 1 5270.00 95.39 ------ ------ 83.07 36.04 8.93 32.65 369 180 AVERAGE

Mode	40	
	Band Edge - R	
	U-NII-2A_5.25-5.35_802.11ax HE40_CH54_Full_5270MHz	
ANT	CDD 0+1	
Pol.	Horizontal	Fundamental
Peak	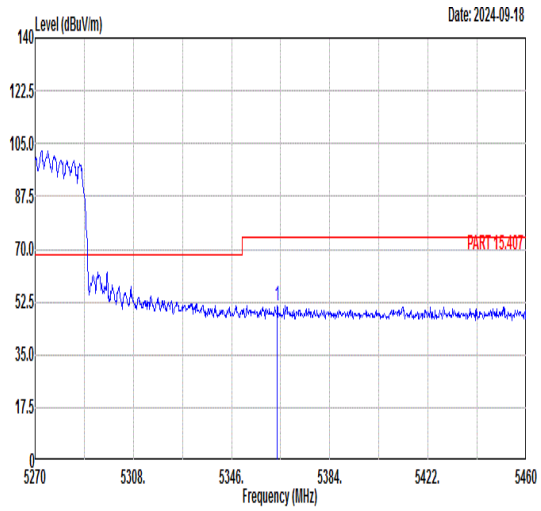 Freq Level Limit Line Margin (dB) Read Level Ant Factor Cable Loss Preamp Factor APos TPos Remark MHz dBuV/m dBuV/m dBuV dB/m dB dB cm deg 1 5363.67 51.28 74.00 -22.72 38.49 35.98 9.44 32.63 369 180 PEAK	Blank
Avg	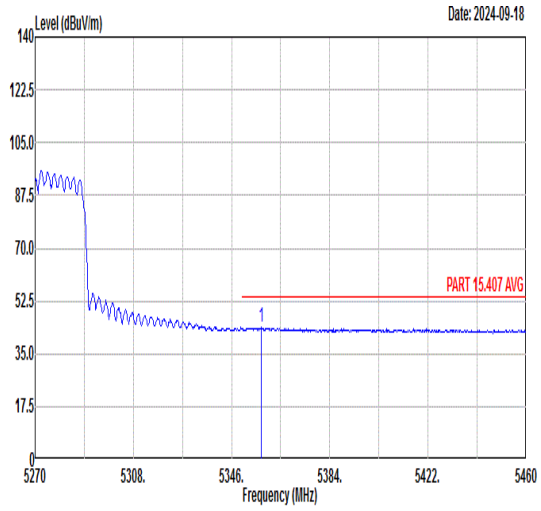 Freq Level Limit Line Margin (dB) Read Level Ant Factor Cable Loss Preamp Factor APos TPos Remark MHz dBuV/m dBuV/m dBuV dB/m dB dB cm deg 1 5357.59 43.71 54.00 -10.29 30.95 35.99 9.40 32.63 369 180 AVERAGE	Blank

Mode	40	
	Band Edge - L	
	U-NII-2A_5.25-5.35_802.11ax HE40_CH54_Full_5270MHz	
ANT	CDD 0+1	
Pol.	Vertical	Fundamental
Peak	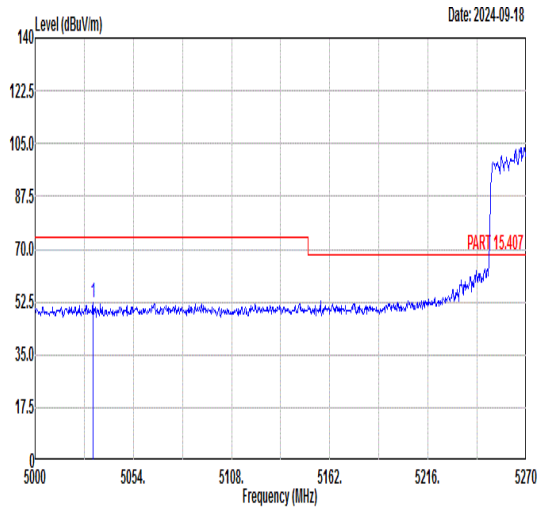 Freq Level Limit Line Margin (dB) Read Level Ant Factor Cable Loss Preamp Factor APos TPos Remark MHz dBuV/m dBuV/m dBuV dB/m dB dB cm deg 1 5031.86 52.05 74.00 -21.95 40.24 36.18 8.32 32.69 302 236 PEAK	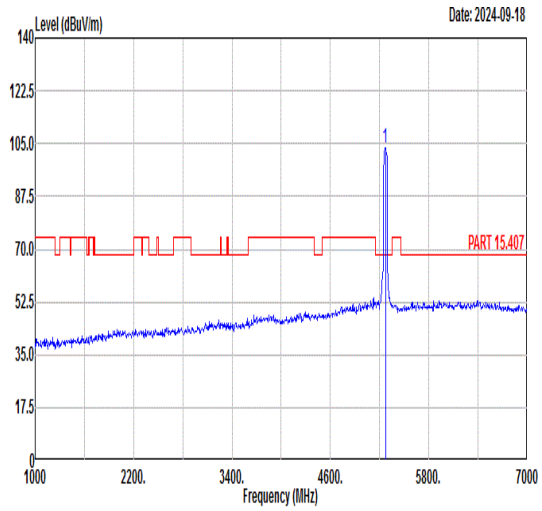 Freq Level Limit Line Margin (dB) Read Level Ant Factor Cable Loss Preamp Factor APos TPos Remark MHz dBuV/m dBuV/m dBuV dB/m dB dB cm deg 1 5270.00 103.77 ------ ------ 91.45 36.04 8.93 32.65 302 236 PEAK
Avg	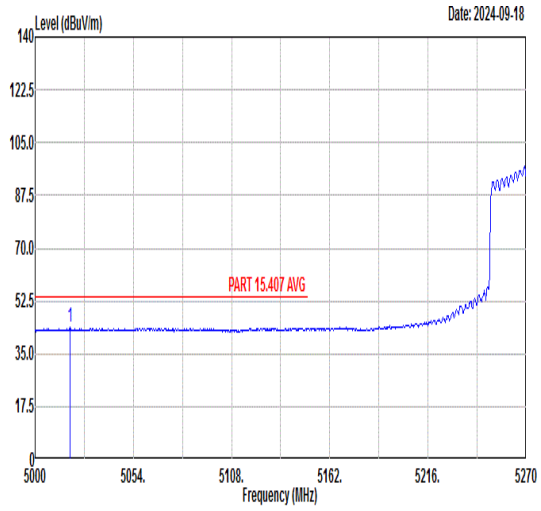 Freq Level Limit Line Margin (dB) Read Level Ant Factor Cable Loss Preamp Factor APos TPos Remark MHz dBuV/m dBuV/m dBuV dB/m dB dB cm deg 1 5019.17 43.71 54.00 -10.29 31.93 36.19 8.29 32.70 302 236 AVERAGE	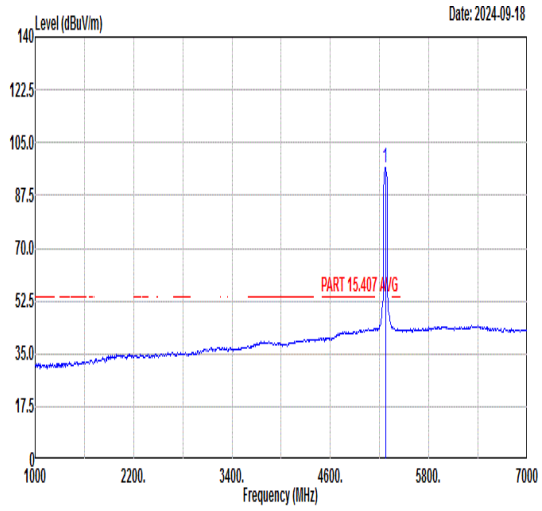 Freq Level Limit Line Margin (dB) Read Level Ant Factor Cable Loss Preamp Factor APos TPos Remark MHz dBuV/m dBuV/m dBuV dB/m dB dB cm deg 1 5270.00 96.72 ------ ------ 84.37 36.04 8.96 32.65 302 236 AVERAGE

Mode	40	
	Band Edge - R	
	U-NII-2A_5.25-5.35_802.11ax HE40_CH54_Full_5270MHz	
ANT	CDD 0+1	
Pol.	Vertical	Fundamental
Peak	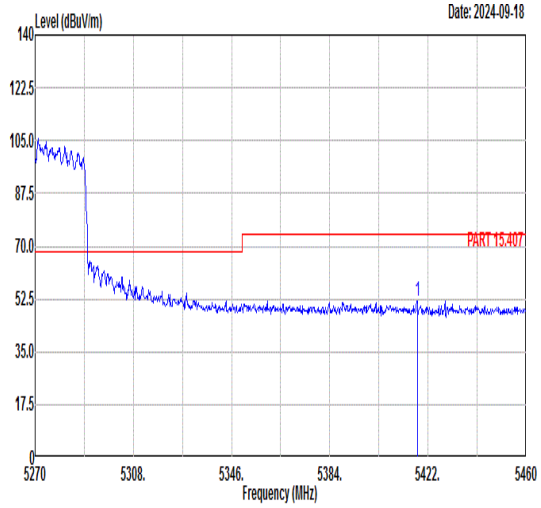 Freq Level Limit Line Margin (dB) Read Level Ant Factor Cable Loss Preamp Factor APos TPos Remark MHz dBuV/m dBuV/m dBuV dB/m dB dB cm deg 1 5417.82 52.01 74.00 -21.99 39.01 35.95 9.67 32.62 302 236 PEAK	Blank
Avg	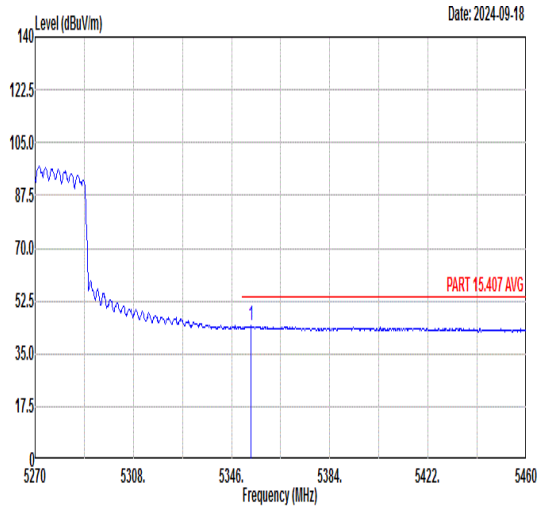 Freq Level Limit Line Margin (dB) Read Level Ant Factor Cable Loss Preamp Factor APos TPos Remark MHz dBuV/m dBuV/m dBuV dB/m dB dB cm deg 1 5353.60 44.25 54.00 -9.75 31.51 35.99 9.38 32.63 302 236 AVERAGE	Blank

Mode	41	
	Band Edge - L	
	U-NII-2A_5.25-5.35_802.11ax HE40_CH62_Full_5310MHz	
ANT	CDD 0+1	
Pol.	Horizontal	Fundamental
Peak	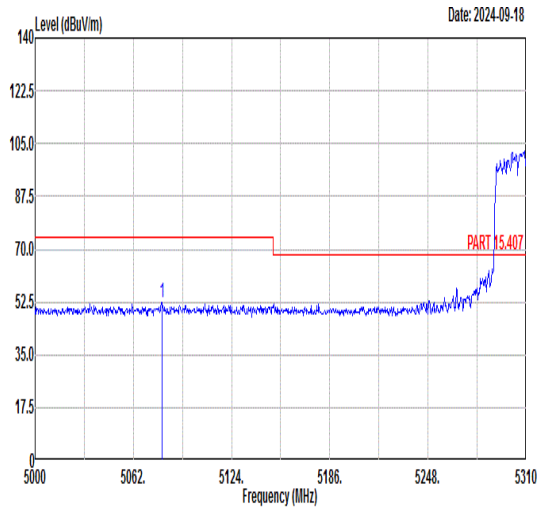 Freq Level Limit Line Margin (dB) Read Level Ant Factor Cable Loss Preamp Factor APos TPos Remark MHz dBuV/m dBuV/m dBuV dB/m dB dB cm deg 1 5079.98 52.46 74.00 -21.54 40.58 36.15 8.41 32.68 369 180 PEAK	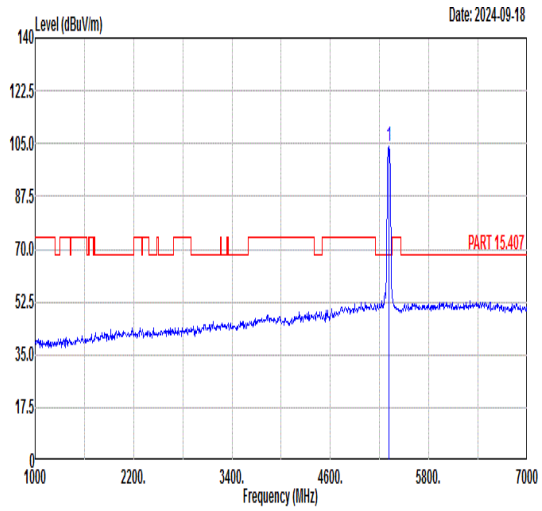 Freq Level Limit Line Margin (dB) Read Level Ant Factor Cable Loss Preamp Factor APos TPos Remark MHz dBuV/m dBuV/m dBuV dB/m dB dB cm deg 1 5310.00 104.05 ------ ------ 91.50 36.01 9.18 32.64 369 180 PEAK
Avg	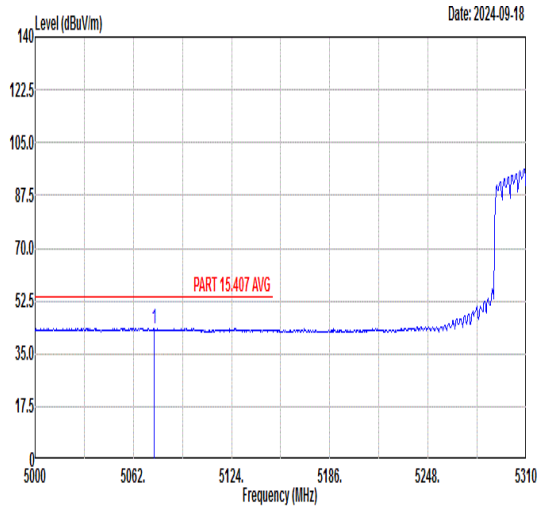 Freq Level Limit Line Margin (dB) Read Level Ant Factor Cable Loss Preamp Factor APos TPos Remark MHz dBuV/m dBuV/m dBuV dB/m dB dB cm deg 1 5075.02 43.43 54.00 -10.57 31.57 36.15 8.40 32.69 369 180 AVERAGE	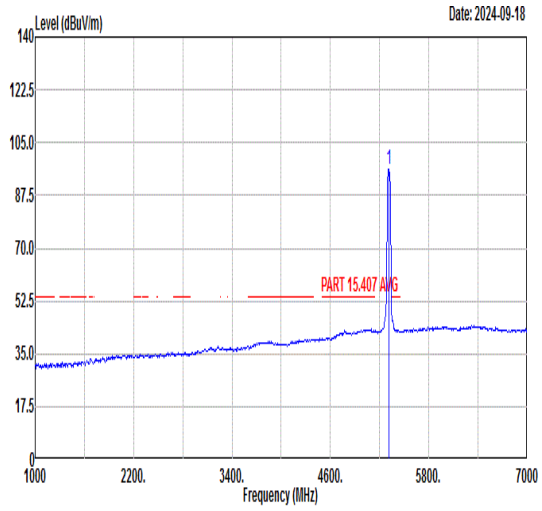 Freq Level Limit Line Margin (dB) Read Level Ant Factor Cable Loss Preamp Factor APos TPos Remark MHz dBuV/m dBuV/m dBuV dB/m dB dB cm deg 1 5310.00 96.34 ------ ------ 83.79 36.01 9.18 32.64 369 180 AVERAGE

Mode	41	
	Band Edge - R	
	U-NII-2A_5.25-5.35_802.11ax HE40_CH62_Full_5310MHz	
ANT	CDD 0+1	
Pol.	Horizontal	Fundamental
Peak	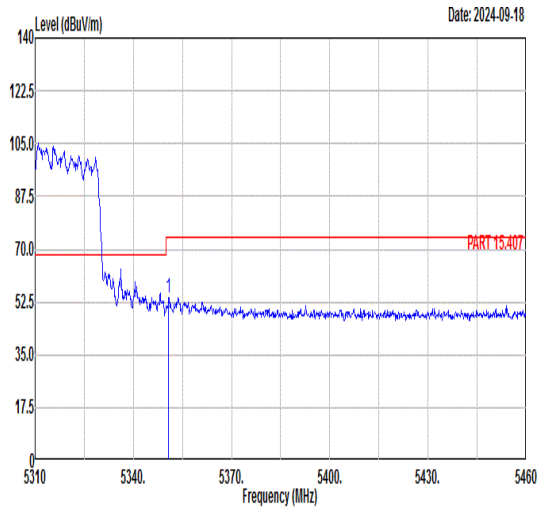 Freq Level Limit Line Margin (dB) Read Level Ant Factor Cable Loss Preamp Factor APos TPos Remark MHz dBuV/m dBuV/m dBuV dB/m dB dB cm deg 1 5350.80 53.96 74.00 -20.04 41.23 35.99 9.37 32.63 369 180 PEAK	Blank
Avg	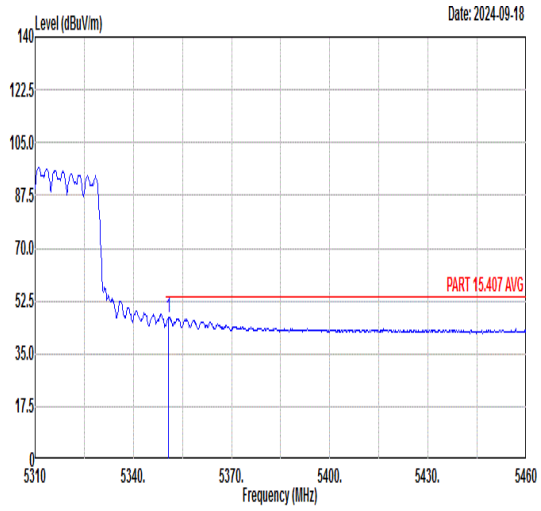 Freq Level Limit Line Margin (dB) Read Level Ant Factor Cable Loss Preamp Factor APos TPos Remark MHz dBuV/m dBuV/m dBuV dB/m dB dB cm deg 1 5350.80 47.19 54.00 -6.81 34.46 35.99 9.37 32.63 369 180 AVERAGE	Blank

Mode	41	
	Band Edge - L	
	U-NII-2A_5.25-5.35_802.11ax HE40_CH62_Full_5310MHz	
ANT	CDD 0+1	
Pol.	Vertical	Fundamental
Peak	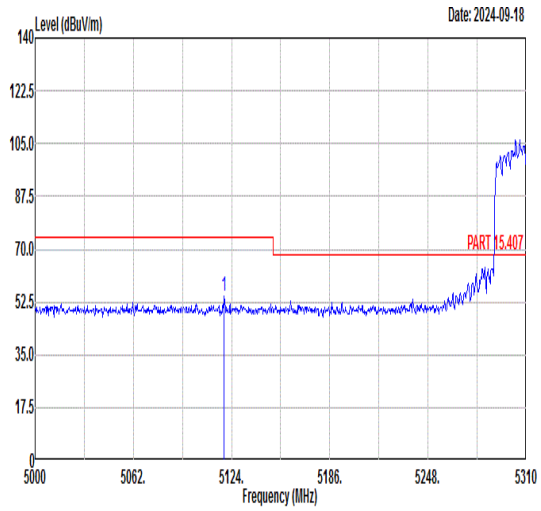 Freq Level Limit Line Margin (dB) Read Level Ant Factor Cable Loss Preamp Factor APos TPos Remark 1 5119.35 54.21 74.00 -19.79 42.28 36.13 8.48 32.68 300 187 PEAK	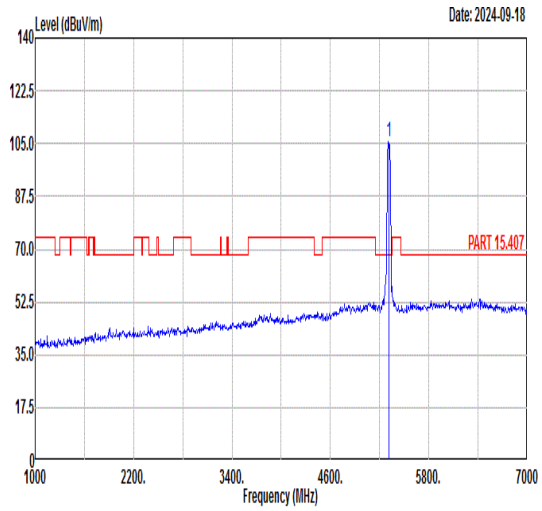 Freq Level Limit Line Margin (dB) Read Level Ant Factor Cable Loss Preamp Factor APos TPos Remark 1 5310.00 105.79 ------ ------ 93.26 36.02 9.15 32.64 300 187 PEAK
Avg	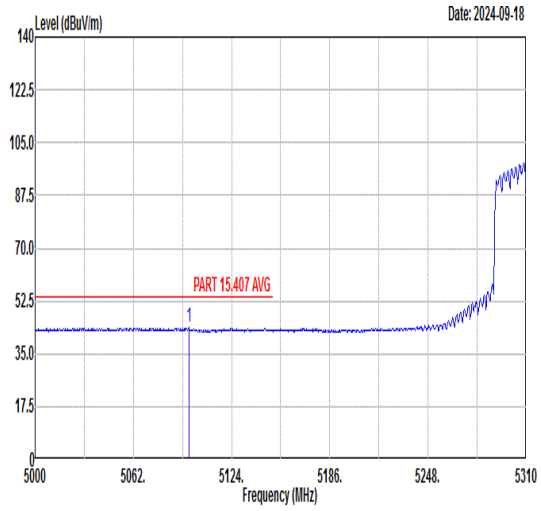 Freq Level Limit Line Margin (dB) Read Level Ant Factor Cable Loss Preamp Factor APos TPos Remark 1 5097.34 43.66 54.00 -10.34 31.76 36.14 8.44 32.68 300 187 AVERAGE	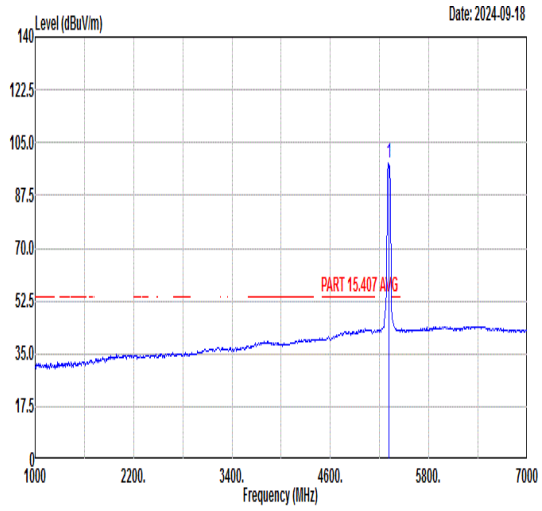 Freq Level Limit Line Margin (dB) Read Level Ant Factor Cable Loss Preamp Factor APos TPos Remark 1 5310.00 98.23 ------ ------ 85.70 36.02 9.15 32.64 300 187 AVERAGE

Mode	41	
	Band Edge - R	
	U-NII-2A_5.25-5.35_802.11ax HE40_CH62_Full_5310MHz	
ANT	CDD 0+1	
Pol.	Vertical	Fundamental
Peak	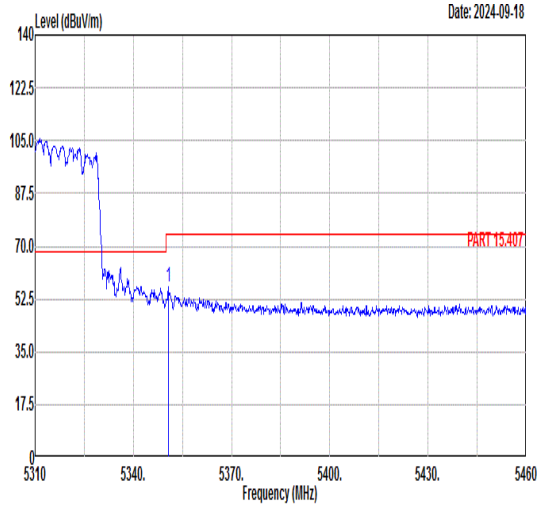 Freq Level Limit Line Margin (dB) Read Level Ant Factor Cable Loss Preamp Factor APos TPos Remark MHz dBuV/m dBuV/m dBuV dB/m dB dB cm deg 1 5350.65 56.39 74.00 -17.61 43.66 35.99 9.37 32.63 300 187 PEAK	Blank
Avg	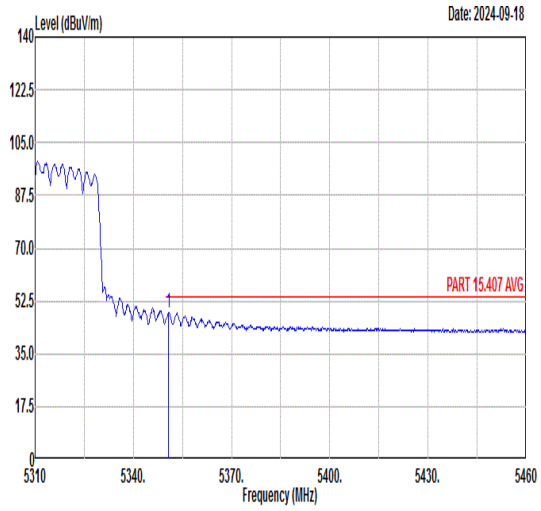 Freq Level Limit Line Margin (dB) Read Level Ant Factor Cable Loss Preamp Factor APos TPos Remark MHz dBuV/m dBuV/m dBuV dB/m dB dB cm deg 1 5350.80 48.51 54.00 -5.49 35.78 35.99 9.37 32.63 300 187 AVERAGE	Blank

Mode	42
	Band Edge - L
	U-NII-2C_5.47-5.725_802.11ax HE40_CH102_Full_5510MHz
ANT	CDD 0+1

Pol.	Horizontal	Fundamental
Peak	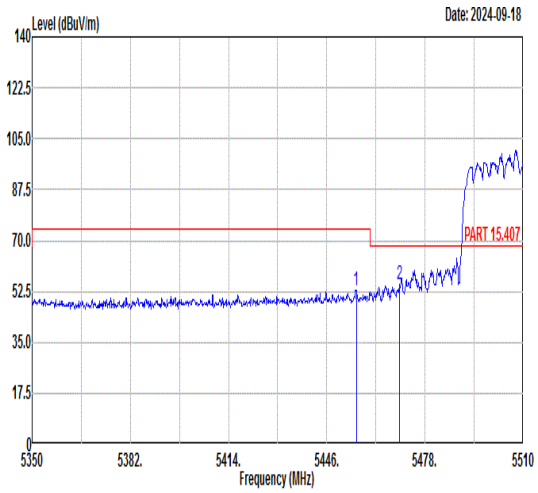 Freq Level Limit Line Margin (dB) Read Level Ant Factor Cable Loss Preamp Factor APos TPos Remark 1 5455.60 53.01 74.00 -20.99 40.01 35.93 9.68 32.61 400 177 PEAK 2 5469.68 54.97 68.30 -13.33 41.97 35.92 9.69 32.61 400 177 PEAK	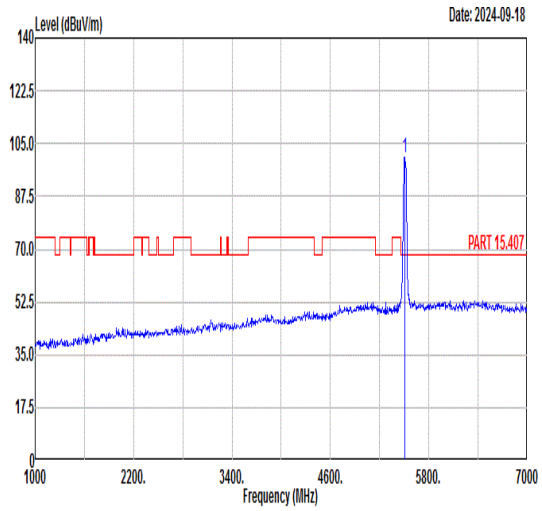 Freq Level Limit Line Margin (dB) Read Level Ant Factor Cable Loss Preamp Factor APos TPos Remark 1 5510.00 100.61 ------ ------ 87.59 35.91 9.71 32.60 400 177 PEAK
Avg	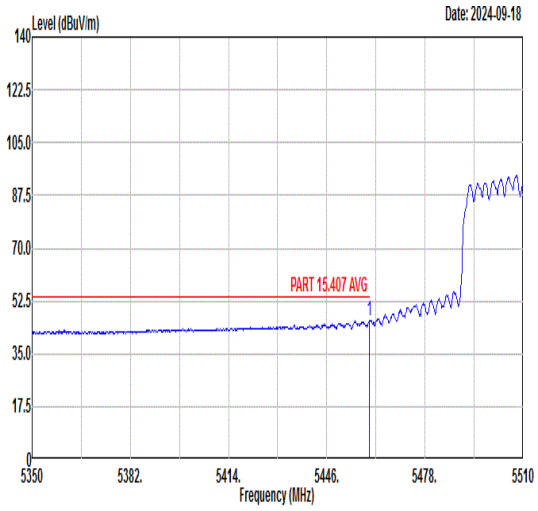 Freq Level Limit Line Margin (dB) Read Level Ant Factor Cable Loss Preamp Factor APos TPos Remark 1 5459.92 46.20 54.00 -7.80 33.20 35.92 9.69 32.61 400 177 AVERAGE	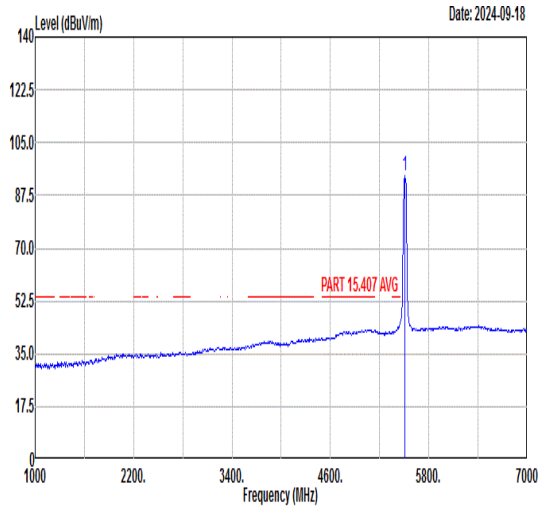 Freq Level Limit Line Margin (dB) Read Level Ant Factor Cable Loss Preamp Factor APos TPos Remark 1 5510.00 93.83 ------ ------ 80.81 35.91 9.71 32.60 400 177 AVERAGE

Mode	42	
	Band Edge - R	
	U-NII-2C_5.47-5.725_802.11ax HE40_CH102_Full_5510MHz	
ANT	CDD 0+1	
Pol.	Horizontal	Fundamental
Peak	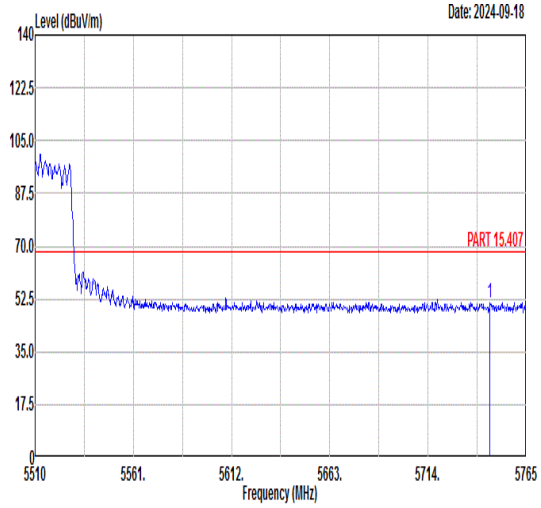 Freq Level Limit Line Margin (dB) Read Level Ant Factor Cable Loss Preamp Factor APos TPos Remark MHz dBuV/m dBuV/m dBuV dB/m dB dB cm deg 1 5746.13 51.20 68.30 -17.10 37.60 36.24 10.06 32.70 400 177 PEAK	Blank

Mode	42	
	Band Edge - L	
	U-NII-2C_5.47-5.725_802.11ax HE40_CH102_Full_5510MHz	
ANT	CDD 0+1	
Pol.	Vertical	Fundamental
Peak	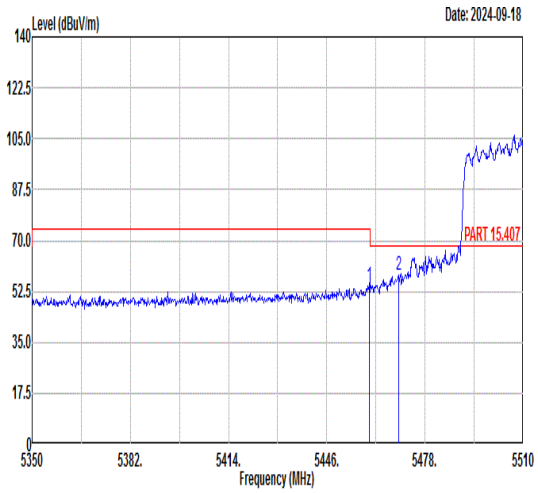 Freq Level Limit Line Margin (dB) Read Level Ant Factor Cable Loss Preamp Factor APos TPos Remark 1 5459.92 54.60 74.00 -19.40 41.60 35.92 9.69 32.61 274 239 PEAK 2 5469.36 58.16 68.30 -10.14 45.16 35.92 9.69 32.61 274 239 PEAK	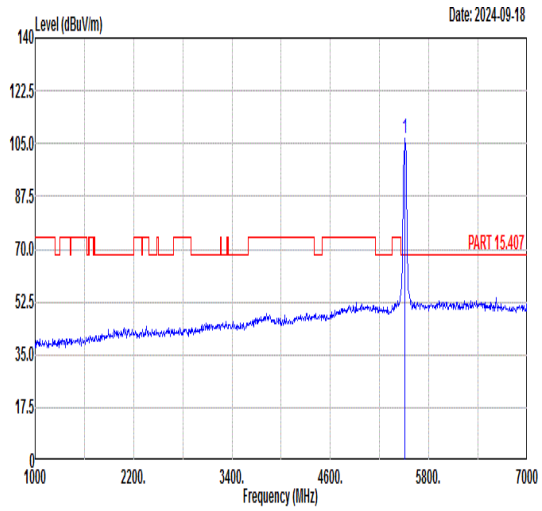 Freq Level Limit Line Margin (dB) Read Level Ant Factor Cable Loss Preamp Factor APos TPos Remark 1 5510.00 106.62 ------ ------ 93.59 35.92 9.71 32.60 274 239 PEAK
Avg	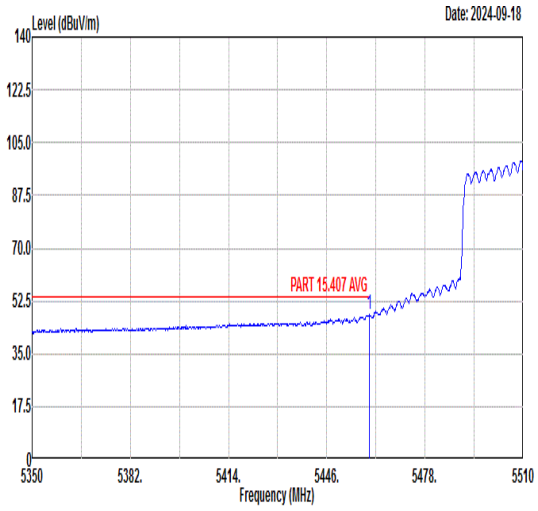 Freq Level Limit Line Margin (dB) Read Level Ant Factor Cable Loss Preamp Factor APos TPos Remark 1 5459.76 47.84 54.00 -6.16 34.84 35.92 9.69 32.61 274 239 AVERAGE	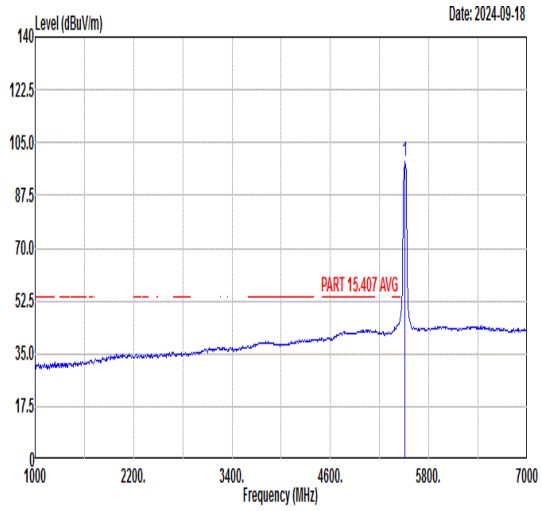 Freq Level Limit Line Margin (dB) Read Level Ant Factor Cable Loss Preamp Factor APos TPos Remark 1 5510.00 98.75 ------ ------ 85.72 35.92 9.71 32.60 274 239 AVERAGE

Mode	42	
	Band Edge - R	
	U-NII-2C_5.47-5.725_802.11ax HE40_CH102_Full_5510MHz	
ANT	CDD 0+1	
Pol.	Vertical	Fundamental
Peak	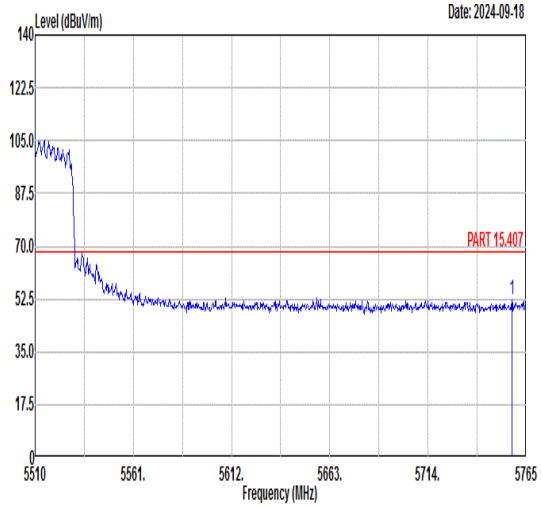 Freq Level Limit Line Margin (dB) Read Level Ant Factor Cable Loss Preamp Factor APos TPos Remark MHz dBuV/m dBuV/m dBuV dB/m dB dB cm deg 1 5757.61 52.13 68.30 -16.17 38.48 36.26 10.09 32.70 274 239 PEAK	Blank

Mode	43	
	Band Edge - L	
	U-NII-2C_5.47-5.725_802.11ax HE40_CH134_Full_5670MHz	
ANT	CDD 0+1	
Pol.	Horizontal	Fundamental
Peak	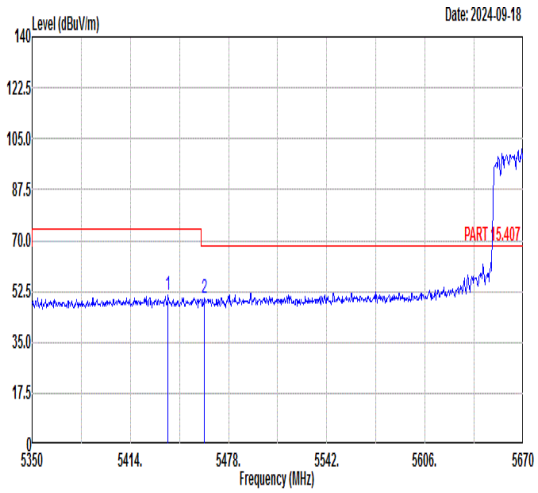 Freq Level Limit Line Margin (dB) Read Level Ant Factor Cable Loss Preamp Factor APos TPos Remark MHz dBuV/m dBuV/m dBuV dB/m dB dB cm deg 1 5438.64 51.30 74.00 -22.70 38.29 35.94 9.68 32.61 400 177 PEAK 2 5462.32 50.21 68.30 -18.09 37.21 35.92 9.69 32.61 400 177 PEAK	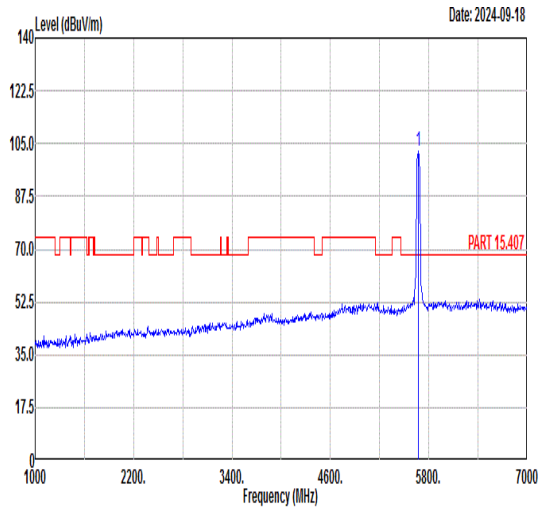 Freq Level Limit Line Margin (dB) Read Level Ant Factor Cable Loss Preamp Factor APos TPos Remark MHz dBuV/m dBuV/m dBuV dB/m dB dB cm deg 1 5670.00 102.71 ------ ------ 89.33 36.14 9.91 32.67 400 177 PEAK
Avg	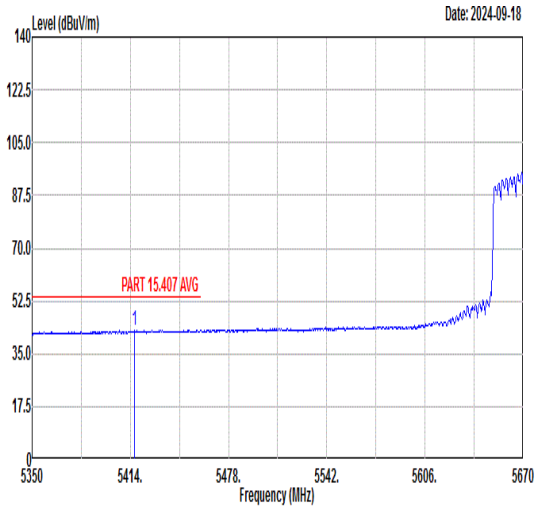 Freq Level Limit Line Margin (dB) Read Level Ant Factor Cable Loss Preamp Factor APos TPos Remark MHz dBuV/m dBuV/m dBuV dB/m dB dB cm deg 1 5416.88 42.87 54.00 -11.13 29.87 35.95 9.67 32.62 400 177 AVERAGE	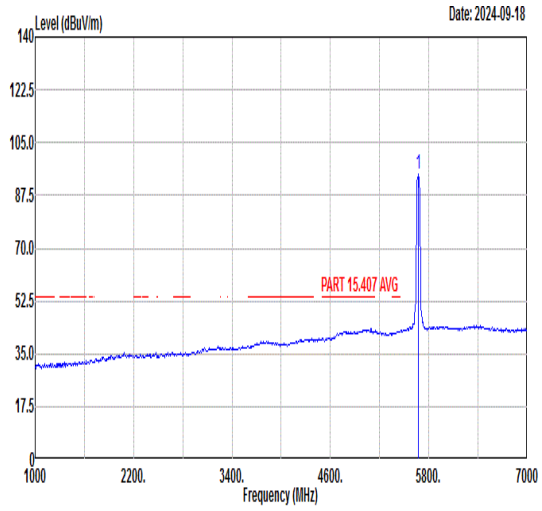 Freq Level Limit Line Margin (dB) Read Level Ant Factor Cable Loss Preamp Factor APos TPos Remark MHz dBuV/m dBuV/m dBuV dB/m dB dB cm deg 1 5670.00 94.74 ------ ------ 81.36 36.14 9.91 32.67 400 177 AVERAGE

Mode	43	
	Band Edge - R	
	U-NII-2C_5.47-5.725_802.11ax HE40_CH134_Full_5670MHz	
ANT	CDD 0+1	
Pol.	Horizontal	Fundamental
Peak	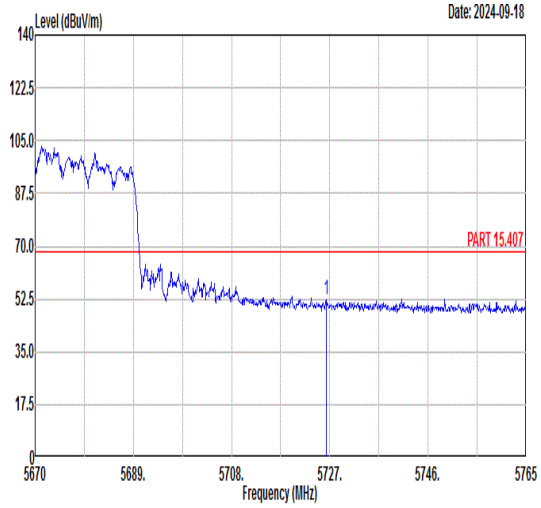 Freq Level Limit Line Margin (dB) Read Level Ant Factor Cable Loss Preamp Factor APos TPos Remark MHz dBuV/m dBuV/m dBuV dB/m dB dB cm deg 1 5726.34 52.47 68.30 -15.83 38.92 36.22 10.02 32.69 400 177 PEAK	Blank

Mode	43
	Band Edge - L
	U-NII-2C_5.47-5.725_802.11ax HE40_CH134_Full_5670MHz
ANT	CDD 0+1

Pol.	Vertical	Fundamental
Peak	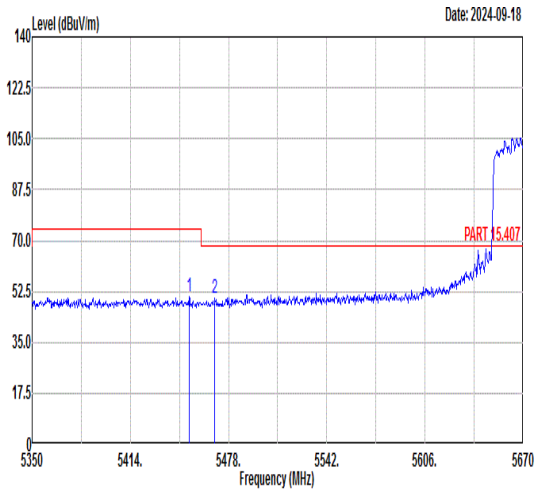 Freq Level Limit Line Margin (dB) Read Level Ant Factor Cable Loss Preamp Factor APos TPos Remark 1 5452.40 50.47 74.00 -23.53 37.47 35.93 9.68 32.61 253 256 PEAK 2 5469.04 50.06 68.30 -18.24 37.06 35.92 9.69 32.61 253 256 PEAK	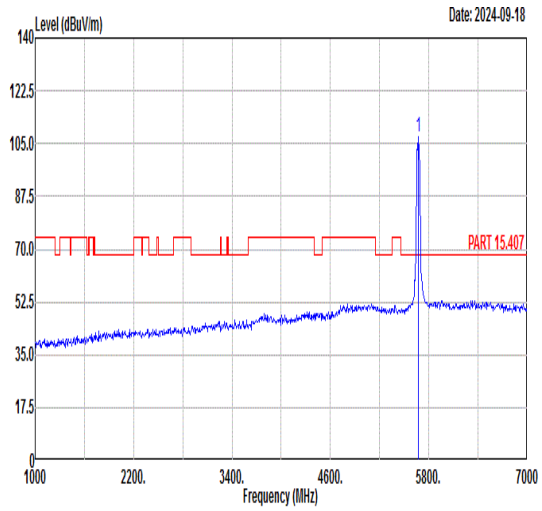 Freq Level Limit Line Margin (dB) Read Level Ant Factor Cable Loss Preamp Factor APos TPos Remark 1 5670.00 107.18 ------ ------ 93.81 36.14 9.90 32.67 253 256 PEAK
Avg	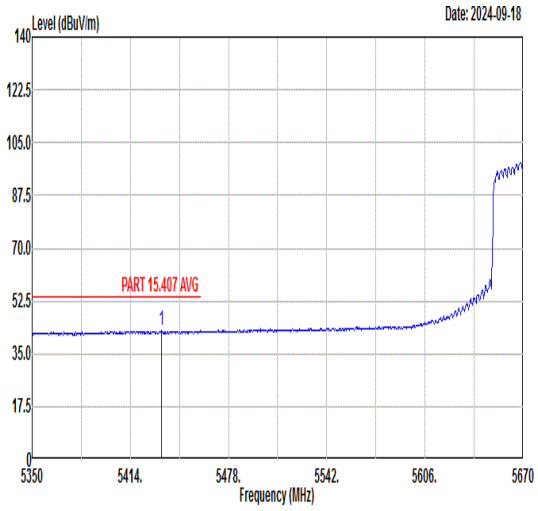 Freq Level Limit Line Margin (dB) Read Level Ant Factor Cable Loss Preamp Factor APos TPos Remark 1 5434.48 42.57 54.00 -11.43 29.57 35.94 9.67 32.61 253 256 AVERAGE	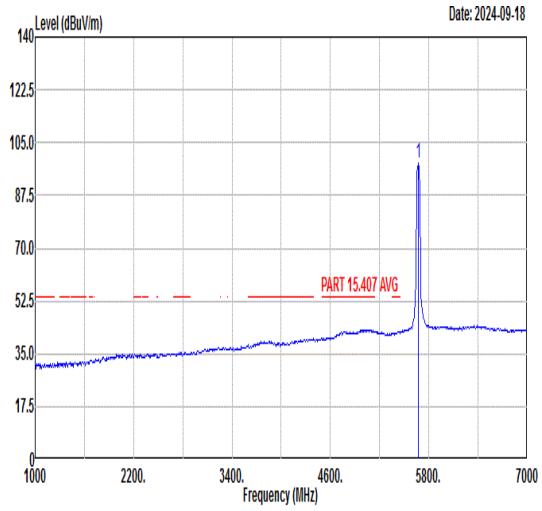 Freq Level Limit Line Margin (dB) Read Level Ant Factor Cable Loss Preamp Factor APos TPos Remark 1 5670.00 98.28 ------ ------ 84.90 36.14 9.91 32.67 253 256 AVERAGE

Mode	43	
	Band Edge - R	
	U-NII-2C_5.47-5.725_802.11ax HE40_CH134_Full_5670MHz	
ANT	CDD 0+1	
Pol.	Vertical	Fundamental
Peak	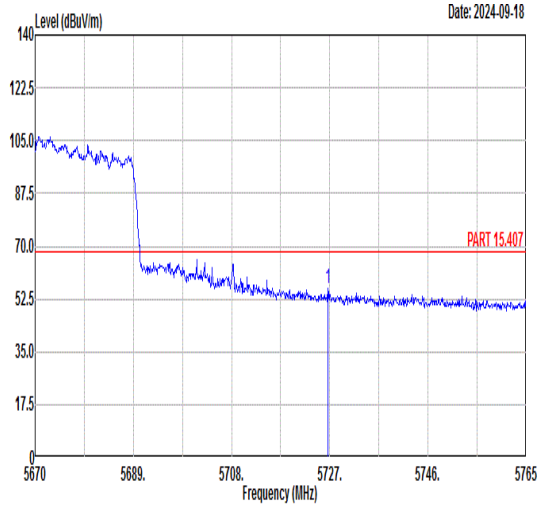 Freq Level Limit Line Margin (dB) Read Level Ant Factor Cable Loss Preamp Factor APos TPos Remark MHz dBuV/m dBuV/m dBuV dB/m dB dB cm deg 1 5726.62 55.83 68.30 -12.47 42.28 36.22 10.02 32.69 253 256 PEAK	Blank

Mode	44	
	Band Edge - L	
	U-NII-1_5.15-5.25_802.11ax HE80_CH42_Full_5210MHz	
ANT	CDD 0+1	
Pol.	Horizontal	Fundamental
Peak	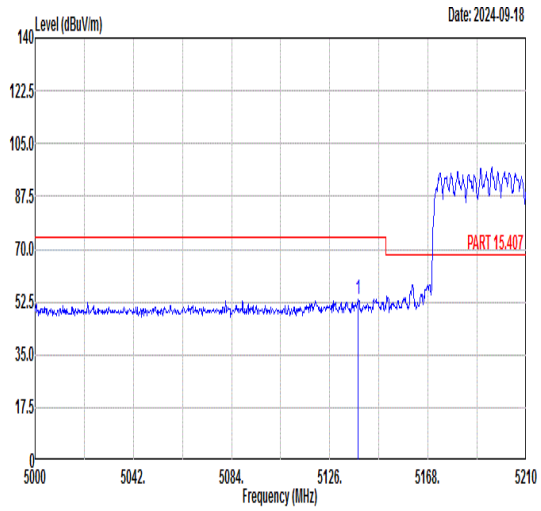 Freq Level Limit Line Margin (dB) Read Level Ant Factor Cable Loss Preamp Factor APos TPos Remark 1 5137.97 53.26 74.00 -20.74 41.30 36.12 8.51 32.67 400 185 PEAK	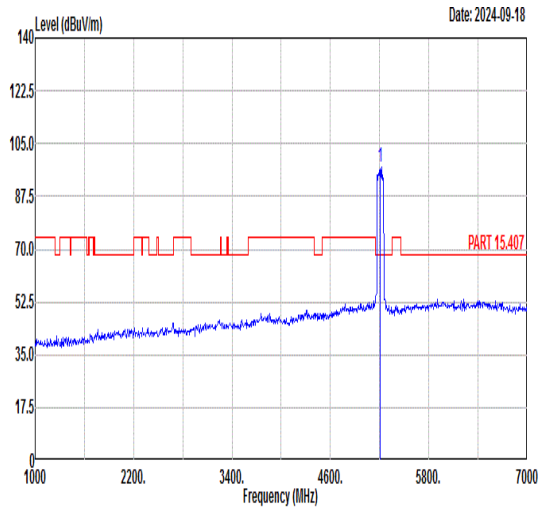 Freq Level Limit Line Margin (dB) Read Level Ant Factor Cable Loss Preamp Factor APos TPos Remark 1 5210.00 97.20 ------ ------ 85.05 36.06 8.74 32.65 400 185 PEAK
Avg	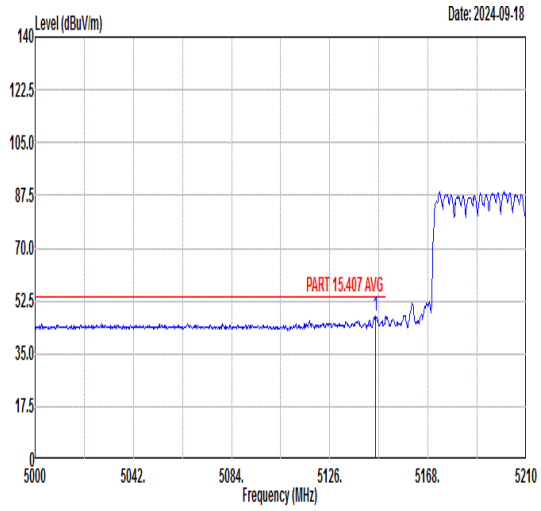 Freq Level Limit Line Margin (dB) Read Level Ant Factor Cable Loss Preamp Factor APos TPos Remark 1 5145.53 47.31 54.00 -6.69 35.34 36.11 8.53 32.67 400 185 AVERAGE	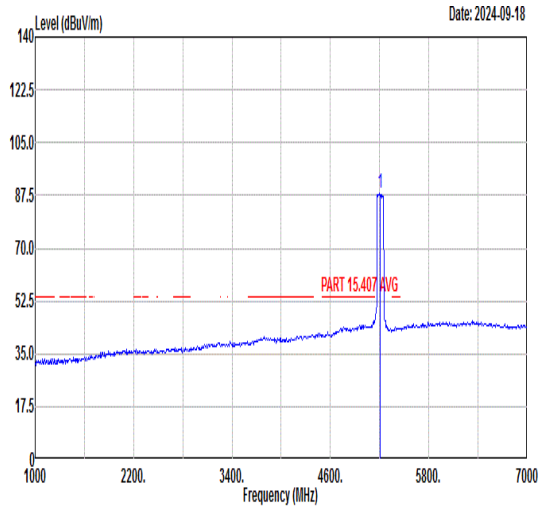 Freq Level Limit Line Margin (dB) Read Level Ant Factor Cable Loss Preamp Factor APos TPos Remark 1 5210.00 88.40 ------ ------ 76.36 36.08 8.62 32.66 400 185 AVERAGE

Mode	44	
	Band Edge - R	
	U-NII-1_5.15-5.25_802.11ax HE80_CH42_Full_5210MHz	
ANT	CDD 0+1	
Pol.	Horizontal	Fundamental
Peak	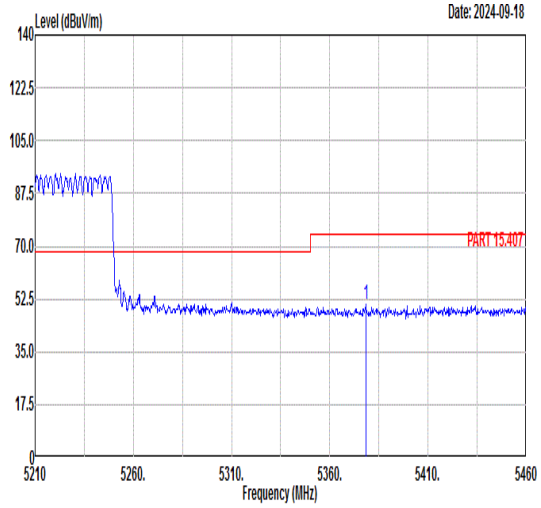 Freq Level Limit Line Margin (dB) Read Level Ant Factor Cable Loss Preamp Factor APos TPos Remark MHz dBuV/m dBuV/m dBuV dB/m dB dB cm deg 1 5378.25 50.77 74.00 -23.23 37.91 35.97 9.51 32.62 400 185 PEAK	Blank
Avg	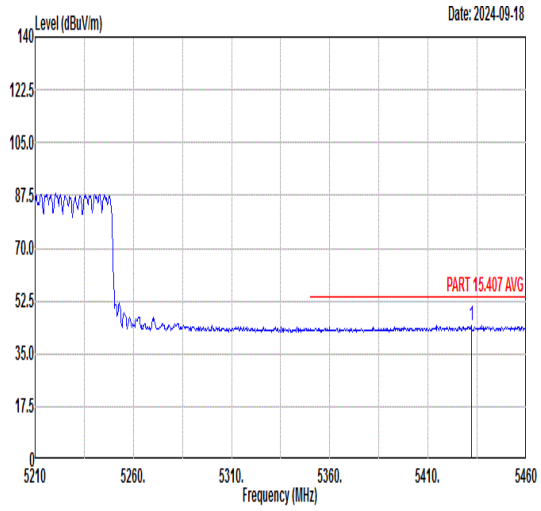 Freq Level Limit Line Margin (dB) Read Level Ant Factor Cable Loss Preamp Factor APos TPos Remark MHz dBuV/m dBuV/m dBuV dB/m dB dB cm deg 1 5432.00 44.36 54.00 -9.64 31.36 35.94 9.67 32.61 400 185 AVERAGE	Blank

Mode	44	
	Band Edge - L	
	U-NII-1_5.15-5.25_802.11ax HE80_CH42_Full_5210MHz	
ANT	CDD 0+1	
Pol.	Vertical	Fundamental
Peak	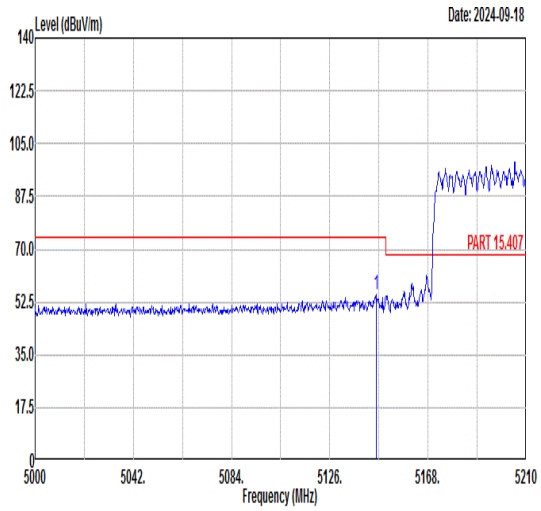 Freq Level Limit Line Margin (dB) Read Level Ant Factor Cable Loss Preamp Factor APos TPos Remark 1 5145.74 54.79 74.00 -19.21 42.82 36.11 8.53 32.67 328 177 PEAK	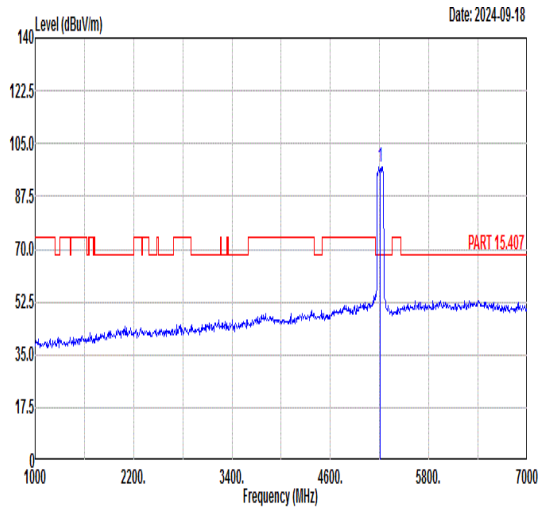 Freq Level Limit Line Margin (dB) Read Level Ant Factor Cable Loss Preamp Factor APos TPos Remark 1 5210.00 97.37 ------ ------ 85.33 36.09 8.61 32.66 328 177 PEAK
Avg	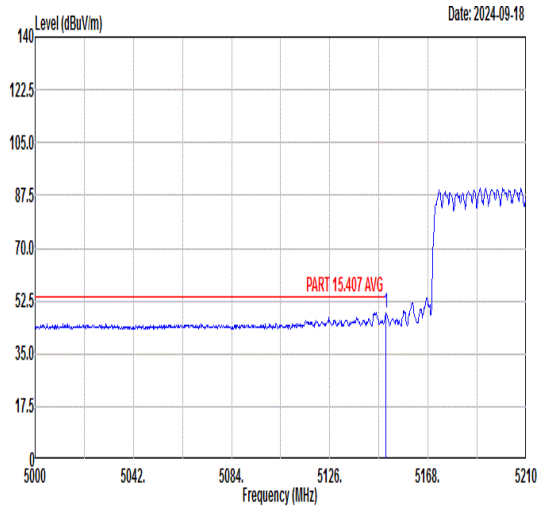 Freq Level Limit Line Margin (dB) Read Level Ant Factor Cable Loss Preamp Factor APos TPos Remark 1 5149.94 48.51 54.00 -5.49 36.53 36.11 8.54 32.67 328 177 AVERAGE	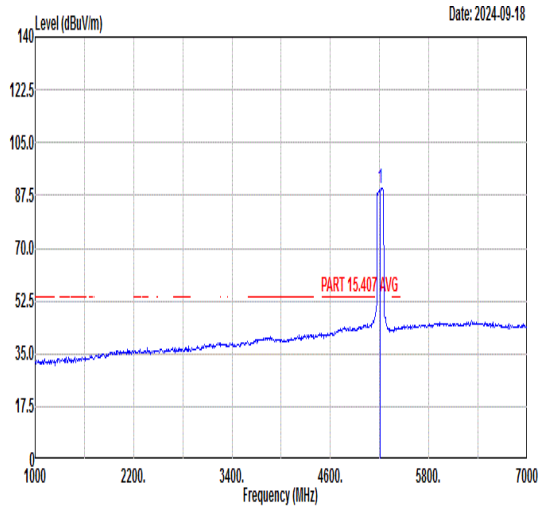 Freq Level Limit Line Margin (dB) Read Level Ant Factor Cable Loss Preamp Factor APos TPos Remark 1 5210.00 89.98 ------ ------ 77.83 36.06 8.74 32.65 328 177 AVERAGE

Mode	44	
	Band Edge - R	
	U-NII-1_5.15-5.25_802.11ax HE80_CH42_Full_5210MHz	
ANT	CDD 0+1	
Pol.	Vertical	Fundamental
Peak	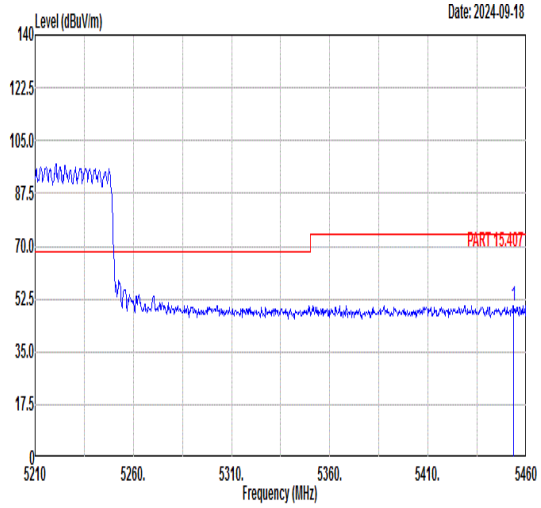 Freq Level Limit Line Margin (dB) Read Level Ant Factor Cable Loss Preamp Factor APos TPos Remark MHz dBuV/m dBuV/m dBuV dB/m dB dB cm deg 1 5453.50 50.36 74.00 -23.64 37.36 35.93 9.68 32.61 328 177 PEAK	Blank
Avg	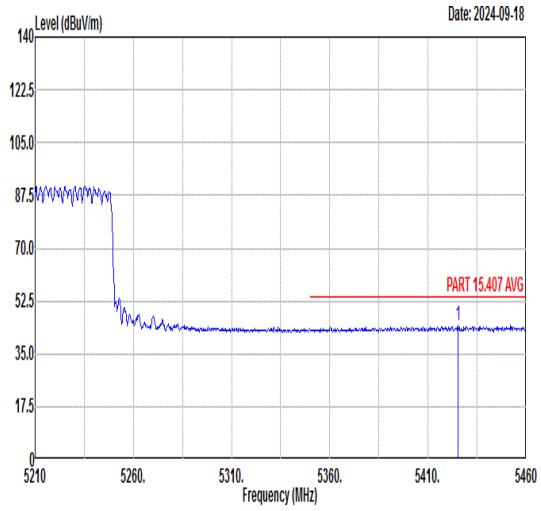 Freq Level Limit Line Margin (dB) Read Level Ant Factor Cable Loss Preamp Factor APos TPos Remark MHz dBuV/m dBuV/m dBuV dB/m dB dB cm deg 1 5425.25 44.15 54.00 -9.85 31.15 35.94 9.67 32.61 328 177 AVERAGE	Blank

Mode	45	
	Band Edge - L	
	U-NII-2A_5.25-5.35_802.11ax HE80_CH58_Full_5290MHz	
ANT	CDD 0+1	
Pol.	Horizontal	Fundamental
Peak	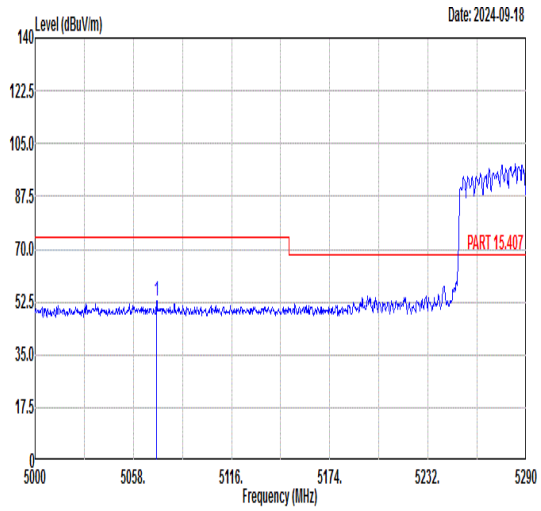 Freq Level Limit Line Margin (dB) Read Level Ant Factor Cable Loss Preamp Factor APos TPos Remark MHz dBuV/m dBuV/m dBuV dB/m dB dB cm deg 1 5071.63 52.88 74.00 -21.12 41.02 36.16 8.39 32.69 400 175 PEAK	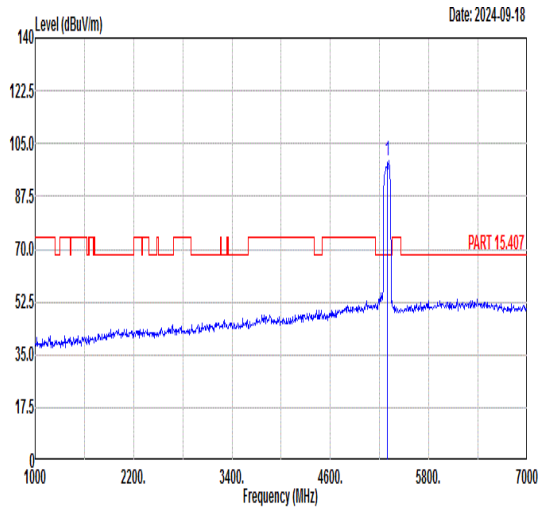 Freq Level Limit Line Margin (dB) Read Level Ant Factor Cable Loss Preamp Factor APos TPos Remark MHz dBuV/m dBuV/m dBuV dB/m dB dB cm deg 1 5290.00 99.18 ------ ------ 86.63 36.01 9.18 32.64 400 175 PEAK
Avg	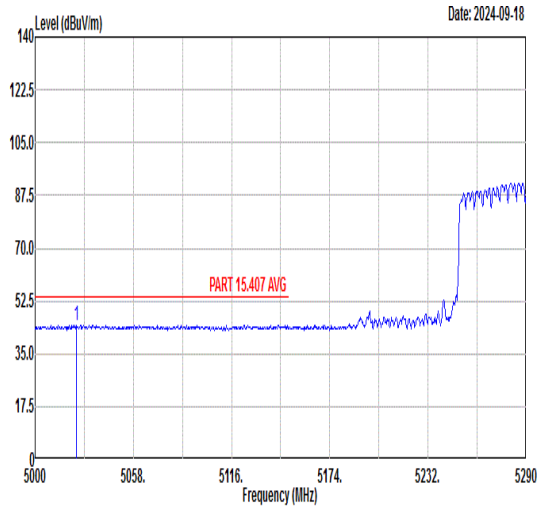 Freq Level Limit Line Margin (dB) Read Level Ant Factor Cable Loss Preamp Factor APos TPos Remark MHz dBuV/m dBuV/m dBuV dB/m dB dB cm deg 1 5024.36 44.59 54.00 -9.41 32.80 36.19 8.30 32.70 400 175 AVERAGE	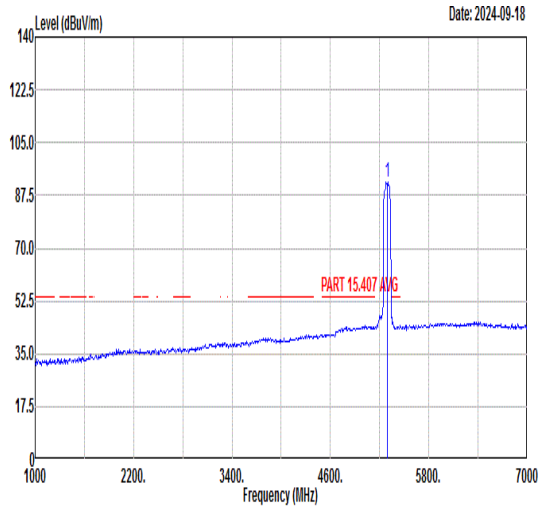 Freq Level Limit Line Margin (dB) Read Level Ant Factor Cable Loss Preamp Factor APos TPos Remark MHz dBuV/m dBuV/m dBuV dB/m dB dB cm deg 1 5290.00 92.01 ------ ------ 79.63 36.03 8.99 32.64 400 175 AVERAGE

Mode	45	
	Band Edge - R	
	U-NII-2A_5.25-5.35_802.11ax HE80_CH58_Full_5290MHz	
ANT	CDD 0+1	
Pol.	Horizontal	Fundamental
Peak	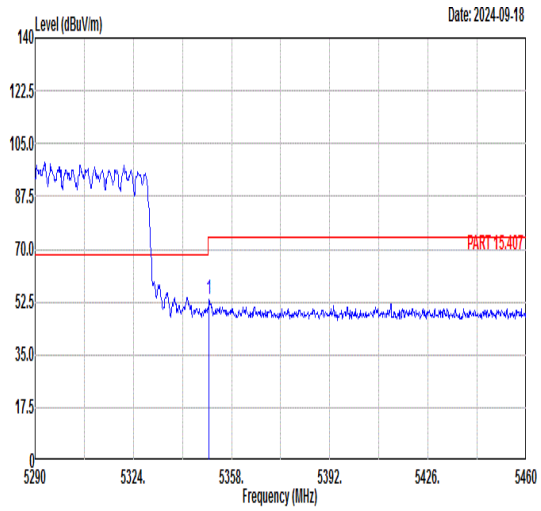 Freq Level Limit Line Margin (dB) Read Level Ant Factor Cable Loss Preamp Factor APos TPos Remark MHz dBuV/m dBuV/m dBuV dB/m dB dB cm deg 1 5350.18 53.17 74.00 -20.83 40.44 35.99 9.37 32.63 400 175 PEAK	Blank
Avg	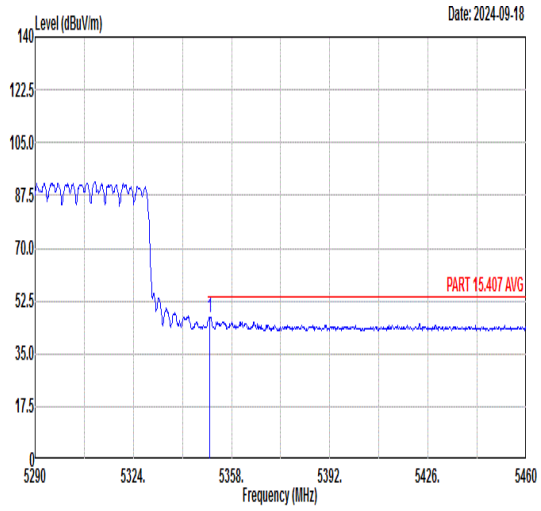 Freq Level Limit Line Margin (dB) Read Level Ant Factor Cable Loss Preamp Factor APos TPos Remark MHz dBuV/m dBuV/m dBuV dB/m dB dB cm deg 1 5350.35 47.14 54.00 -6.86 34.41 35.99 9.37 32.63 400 175 AVERAGE	Blank

Mode	45	
	Band Edge - L	
	U-NII-2A_5.25-5.35_802.11ax HE80_CH58_Full_5290MHz	
ANT	CDD 0+1	
Pol.	Vertical	Fundamental
Peak	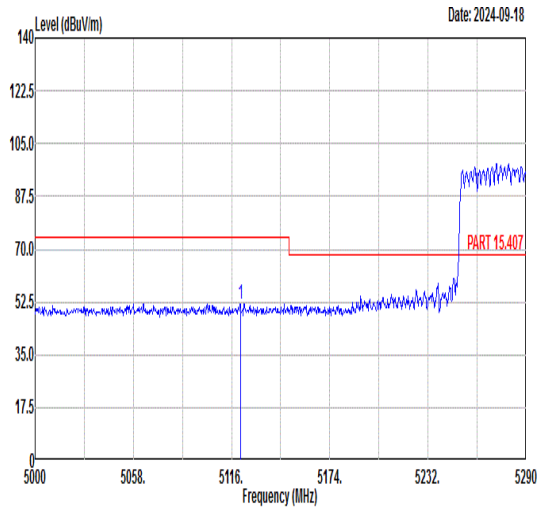 Freq Level Limit Line Margin Read Level Ant Factor Cable Loss Preamp Factor APos TPos Remark MHz dBuV/m dBuV/m dB dBuV dB/m dB dB cm deg 1 5121.22 51.98 74.00 -22.02 40.05 36.13 8.48 32.68 300 187 PEAK	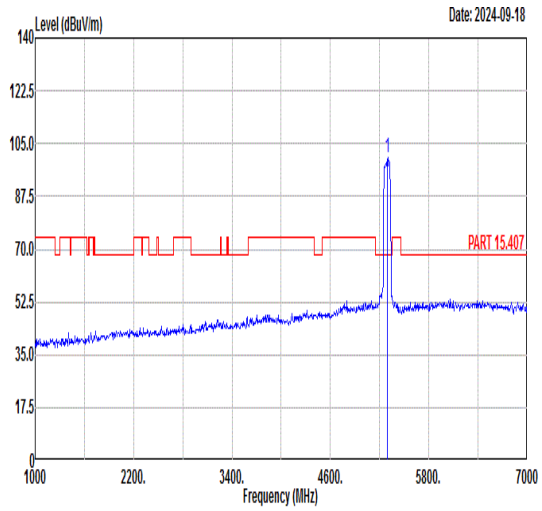 Freq Level Limit Line Margin Read Level Ant Factor Cable Loss Preamp Factor APos TPos Remark MHz dBuV/m dBuV/m dB dBuV dB/m dB dB cm deg 1 5290.00 100.59 ------ ------ 88.06 36.02 9.15 32.64 300 187 PEAK
Avg	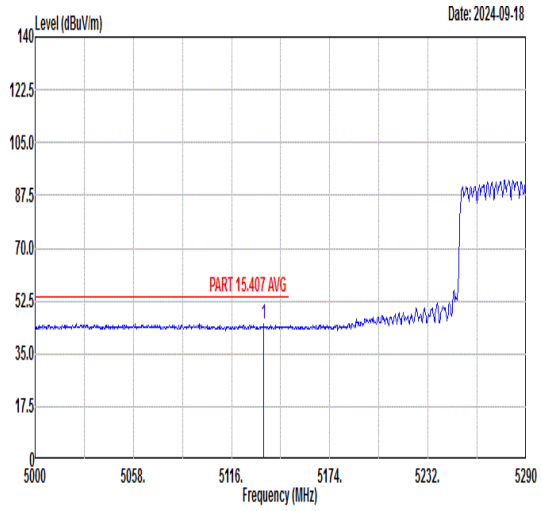 Freq Level Limit Line Margin Read Level Ant Factor Cable Loss Preamp Factor APos TPos Remark MHz dBuV/m dBuV/m dB dBuV dB/m dB dB cm deg 1 5135.14 45.12 54.00 -8.88 33.16 36.12 8.51 32.67 300 187 AVERAGE	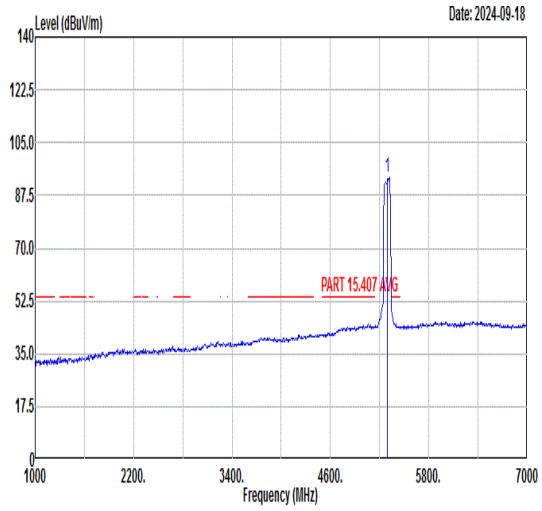 Freq Level Limit Line Margin Read Level Ant Factor Cable Loss Preamp Factor APos TPos Remark MHz dBuV/m dBuV/m dB dBuV dB/m dB dB cm deg 1 5290.00 93.52 ------ ------ 80.94 36.01 9.21 32.64 300 187 AVERAGE

Mode	45	
	Band Edge - R	
	U-NII-2A_5.25-5.35_802.11ax HE80_CH58_Full_5290MHz	
ANT	CDD 0+1	
Pol.	Vertical	Fundamental
Peak	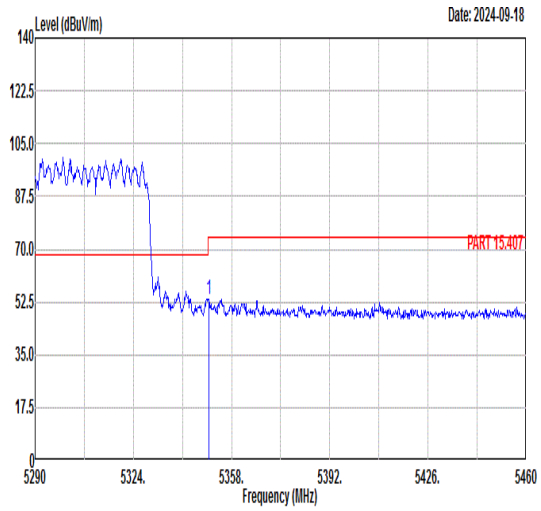 Freq Level Limit Line Margin Read Level Ant Factor Cable Loss Preamp Factor APos TPos Remark MHz dBuV/m dBuV/m dB dBuV dB/m dB dB cm deg 1 5350.18 53.20 74.00 -20.80 40.47 35.99 9.37 32.63 300 187 PEAK	Blank
Avg	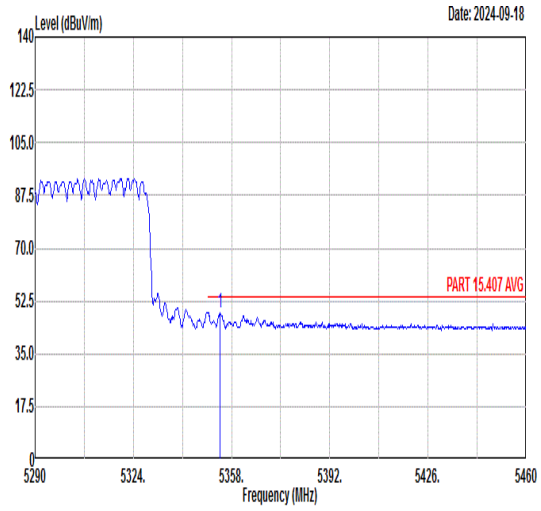 Freq Level Limit Line Margin Read Level Ant Factor Cable Loss Preamp Factor APos TPos Remark MHz dBuV/m dBuV/m dB dBuV dB/m dB dB cm deg 1 5353.92 48.62 54.00 -5.38 35.87 35.99 9.39 32.63 300 187 AVERAGE	Blank

Mode	45	
	Harmonic	
	U-NII-2A_5.25-5.35_802.11ax HE80_CH58_Full_5290MHz	
ANT	CDD 0+1	
Pol.	Horizontal	Vertical
Peak Avg	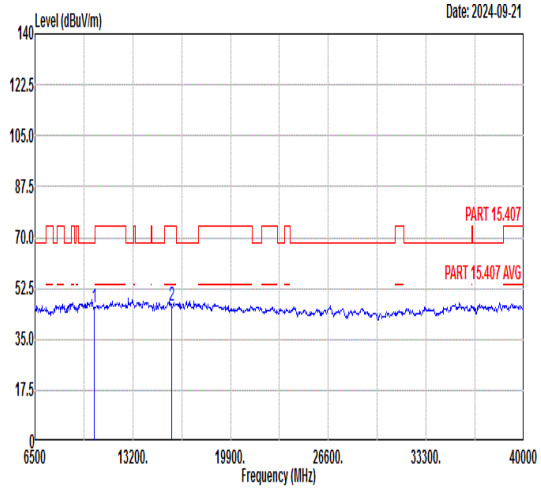 Freq Level Limit Line Margin Read Level Ant Factor Cable Loss Preamp Factor APos TPos Remark MHz dBuV/m dBuV/m dB dBuV dB/m dB dB cm deg 1 10580.00 46.17 68.30 -22.13 58.70 38.83 12.22 63.58 --- --- Peak 2 15870.00 46.36 74.00 -27.64 54.73 41.00 14.73 64.10 --- --- Peak	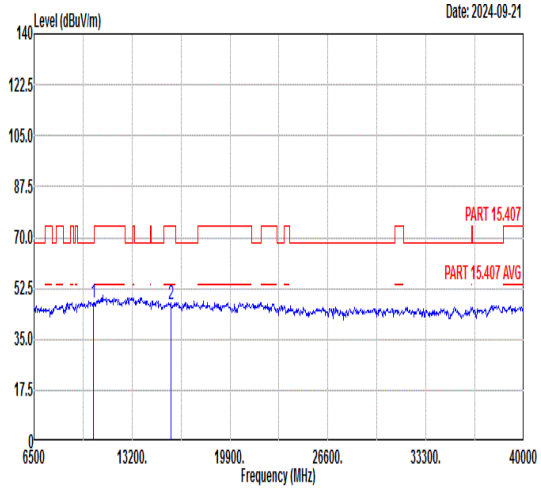 Freq Level Limit Line Margin Read Level Ant Factor Cable Loss Preamp Factor APos TPos Remark MHz dBuV/m dBuV/m dB dBuV dB/m dB dB cm deg 1 10580.00 47.43 68.30 -20.87 59.96 38.83 12.22 63.58 --- --- Peak 2 15870.00 47.08 74.00 -26.92 55.45 41.00 14.73 64.10 --- --- Peak

Mode	46	
	Band Edge - L	
	U-NII-2C_5.47-5.725_802.11ax HE80_CH106_Full_5530MHz	
ANT	CDD 0+1	
Pol.	Horizontal	Fundamental
Peak	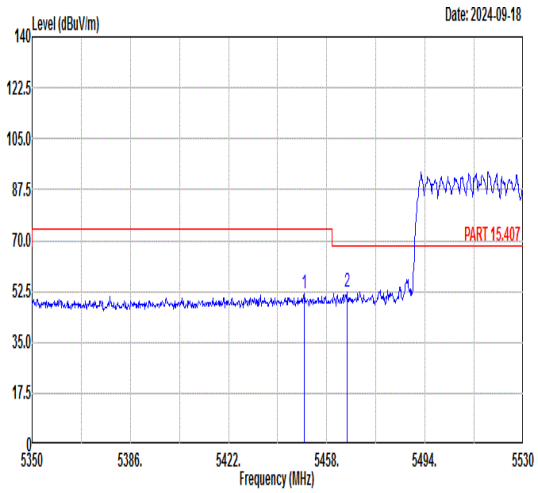 Freq Level Limit Line Margin (dB) Read Level Ant Factor Cable Loss Preamp Factor APos TPos Remark MHz dBuV/m dBuV/m dBuV dB/m dB dB cm deg 1 5449.72 51.67 74.00 -22.33 38.67 35.93 9.68 32.61 335 178 PEAK 2 5465.38 52.08 68.30 -16.22 39.08 35.92 9.69 32.61 335 178 PEAK	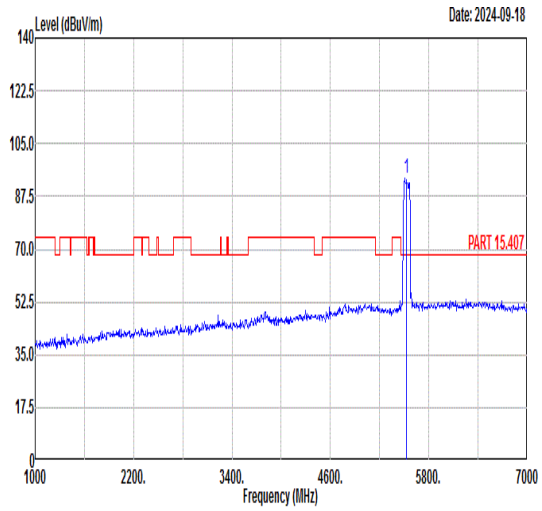 Freq Level Limit Line Margin (dB) Read Level Ant Factor Cable Loss Preamp Factor APos TPos Remark MHz dBuV/m dBuV/m dBuV dB/m dB dB cm deg 1 5530.00 93.42 ------ ------ 80.40 35.91 9.71 32.60 335 178 PEAK
Avg	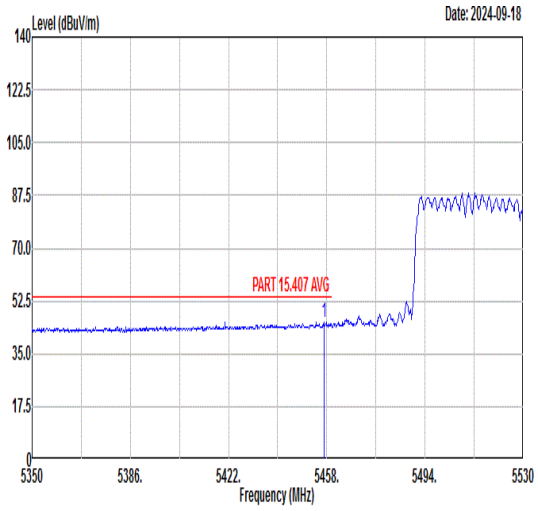 Freq Level Limit Line Margin (dB) Read Level Ant Factor Cable Loss Preamp Factor APos TPos Remark MHz dBuV/m dBuV/m dBuV dB/m dB dB cm deg 1 5456.92 45.34 54.00 -8.66 32.33 35.93 9.69 32.61 335 178 AVERAGE	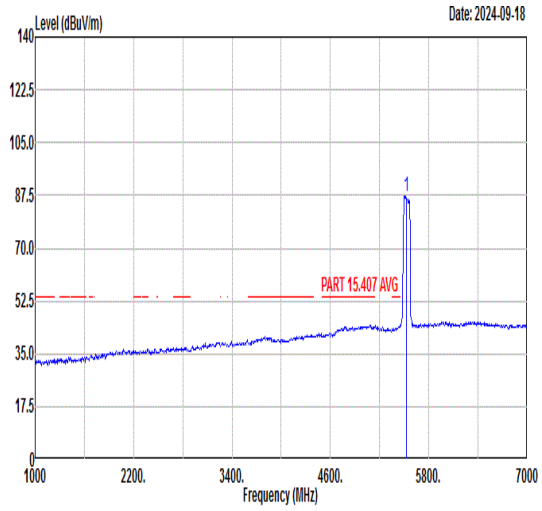 Freq Level Limit Line Margin (dB) Read Level Ant Factor Cable Loss Preamp Factor APos TPos Remark MHz dBuV/m dBuV/m dBuV dB/m dB dB cm deg 1 5530.00 87.17 ------ ------ 74.14 35.92 9.71 32.60 335 178 AVERAGE

Mode	46	
	Band Edge - R	
	U-NII-2C_5.47-5.725_802.11ax HE80_CH106_Full_5530MHz	
ANT	CDD 0+1	
Pol.	Horizontal	Fundamental
Peak	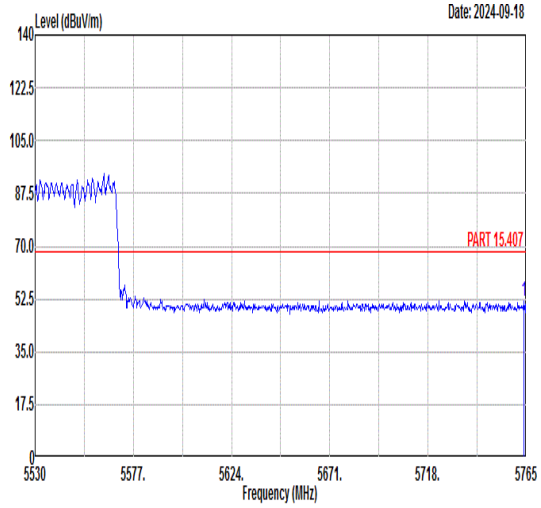 Freq Level Limit Line Margin (dB) Read Level Ant Factor Cable Loss Preamp Factor APos TPos Remark MHz dBuV/m dBuV/m dBuV dB/m dB dB cm deg 1 5763.83 51.63 68.30 -16.67 37.97 36.27 10.10 32.71 335 178 PEAK	Blank

Mode	46	
	Band Edge - L	
	U-NII-2C_5.47-5.725_802.11ax HE80_CH106_Full_5530MHz	
ANT	CDD 0+1	
Pol.	Vertical	Fundamental
Peak	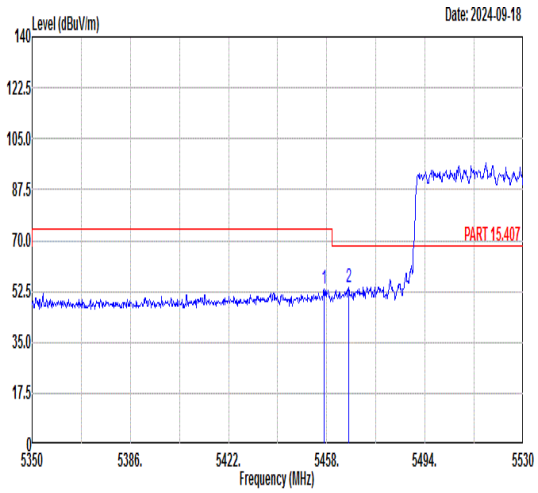 Freq Level Limit Line Margin (dB) Read Level Ant Factor Cable Loss Preamp Factor APos TPos Remark 1 5456.92 53.42 74.00 -20.58 40.41 35.93 9.69 32.61 278 233 PEAK 2 5466.10 53.68 68.30 -14.62 40.68 35.92 9.69 32.61 278 233 PEAK	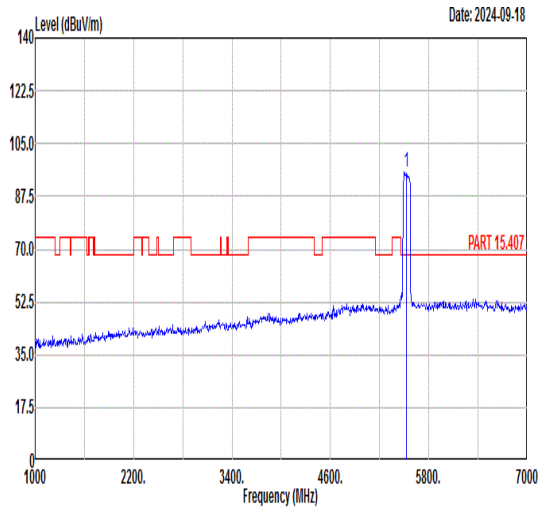 Freq Level Limit Line Margin (dB) Read Level Ant Factor Cable Loss Preamp Factor APos TPos Remark 1 5530.00 95.56 ------ ------ 82.56 35.90 9.70 32.60 278 233 PEAK
Avg	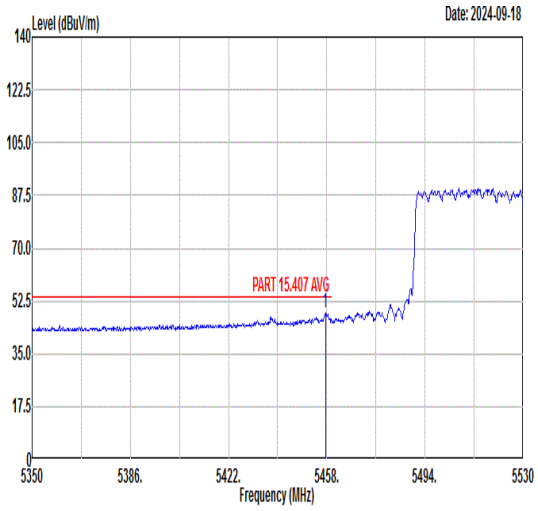 Freq Level Limit Line Margin (dB) Read Level Ant Factor Cable Loss Preamp Factor APos TPos Remark 1 5457.46 48.36 54.00 -5.64 35.35 35.93 9.69 32.61 278 233 AVERAGE	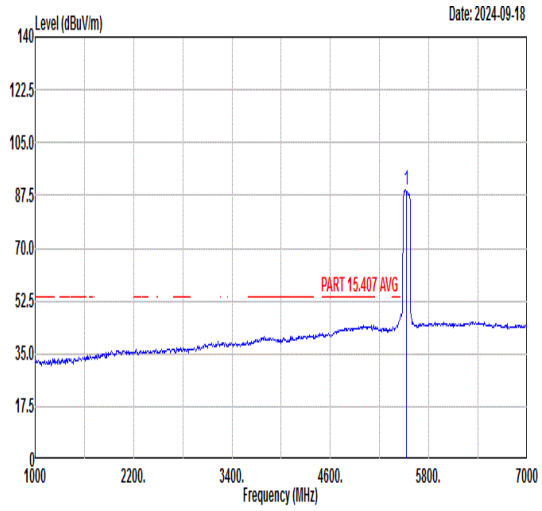 Freq Level Limit Line Margin (dB) Read Level Ant Factor Cable Loss Preamp Factor APos TPos Remark 1 5530.00 89.16 ------ ------ 76.12 35.93 9.72 32.61 278 233 AVERAGE

Mode	46	
	Band Edge - R	
	U-NII-2C_5.47-5.725_802.11ax HE80_CH106_Full_5530MHz	
ANT	CDD 0+1	
Pol.	Vertical	Fundamental
Peak	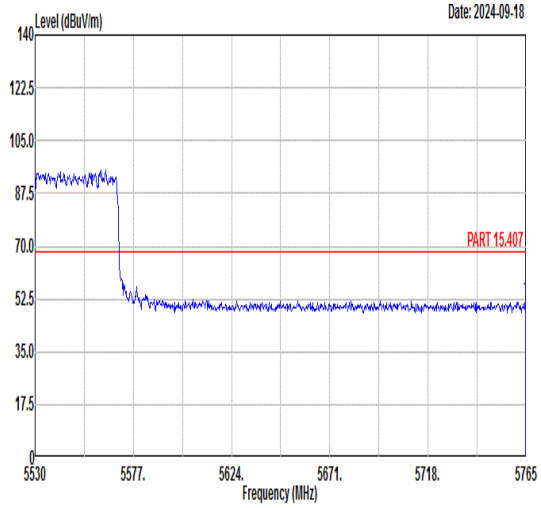 Freq Level Limit Line Margin (dB) Read Level Ant Factor Cable Loss Preamp Factor APos TPos Remark MHz dBuV/m dBuV/m dBuV dB/m dB dB cm deg 1 5764.77 52.06 68.30 -16.24 38.40 36.27 10.10 32.71 278 233 PEAK	Blank

Mode	47	
	Band Edge - L	
	U-NII-1_5.15-5.25_802.11ax HE160_CH50_Full_5250MHz	
ANT	CDD 0+1	
Pol.	Horizontal	Fundamental
Peak	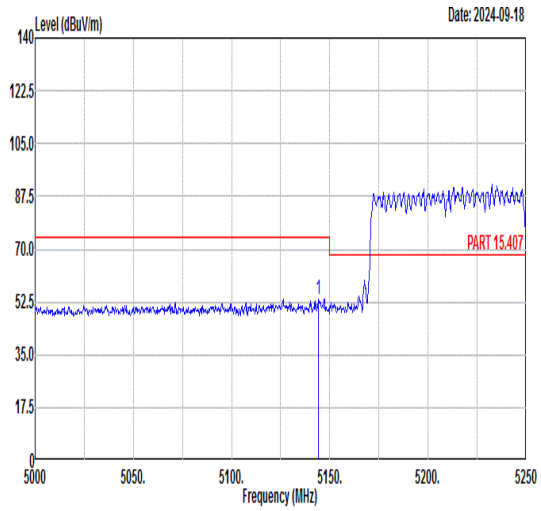 Freq Level Limit Line Margin (dB) Read Level Ant Factor Cable Loss Preamp Factor APos TPos Remark MHz dBuV/m dBuV/m dBuV dB/m dB dB cm deg 1 5144.25 53.41 74.00 -20.59 41.45 36.11 8.52 32.67 303 155 PEAK	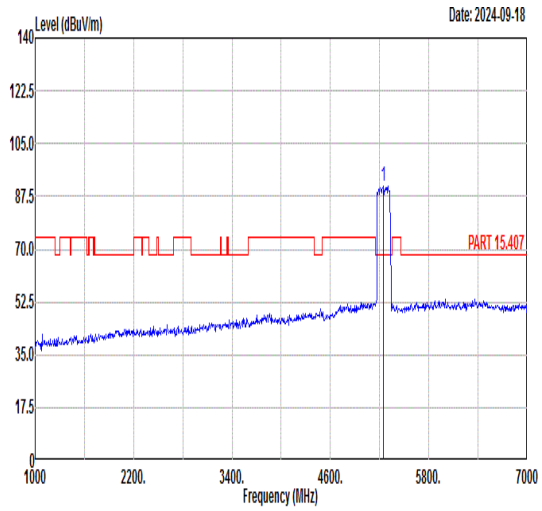 Freq Level Limit Line Margin (dB) Read Level Ant Factor Cable Loss Preamp Factor APos TPos Remark MHz dBuV/m dBuV/m dBuV dB/m dB dB cm deg 1 5250.00 91.07 ------ ------ 78.57 36.02 9.12 32.64 303 155 PEAK
Avg	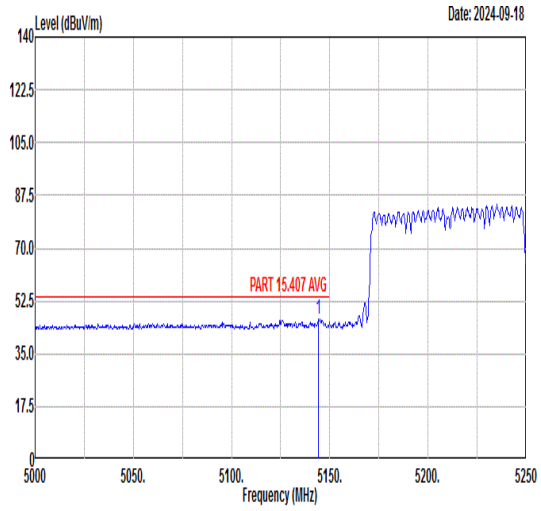 Freq Level Limit Line Margin (dB) Read Level Ant Factor Cable Loss Preamp Factor APos TPos Remark MHz dBuV/m dBuV/m dBuV dB/m dB dB cm deg 1 5144.25 46.36 54.00 -7.64 34.40 36.11 8.52 32.67 303 155 AVERAGE	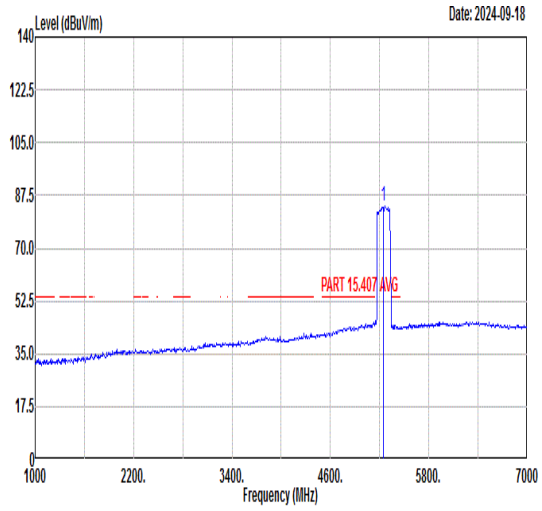 Freq Level Limit Line Margin (dB) Read Level Ant Factor Cable Loss Preamp Factor APos TPos Remark MHz dBuV/m dBuV/m dBuV dB/m dB dB cm deg 1 5250.00 83.86 ------ ------ 71.54 36.04 8.93 32.65 303 155 AVERAGE

Mode	47	
	Band Edge - R	
	U-NII-1_5.15-5.25_802.11ax HE160_CH50_Full_5250MHz	
ANT	CDD 0+1	
Pol.	Horizontal	Fundamental
Peak	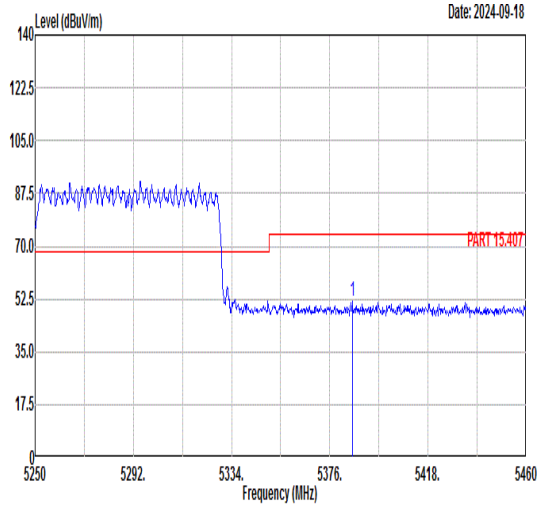 Freq Level Limit Line Margin (dB) Read Level Ant Factor Cable Loss Preamp Factor APos TPos Remark MHz dBuV/m dBuV/m dBuV dB/m dB dB cm deg 1 5385.66 51.85 74.00 -22.15 38.95 35.97 9.55 32.62 303 155 PEAK	Blank
Avg	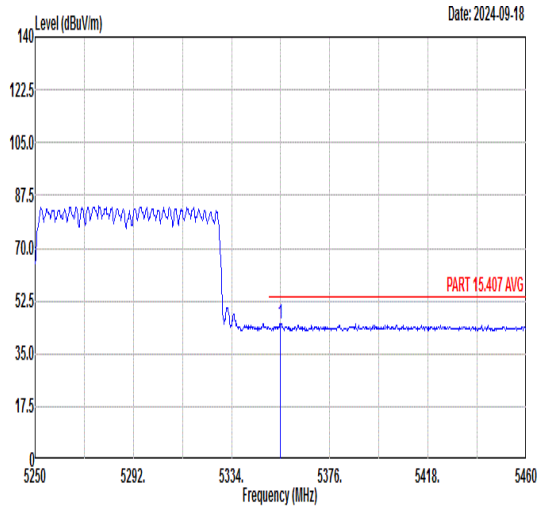 Freq Level Limit Line Margin (dB) Read Level Ant Factor Cable Loss Preamp Factor APos TPos Remark MHz dBuV/m dBuV/m dBuV dB/m dB dB cm deg 1 5354.79 45.14 54.00 -8.86 32.39 35.99 9.39 32.63 303 155 AVERAGE	Blank

Mode	47	
	Band Edge - L	
	U-NII-1_5.15-5.25_802.11ax HE160_CH50_Full_5250MHz	
ANT	CDD 0+1	
Pol.	Vertical	Fundamental
Peak	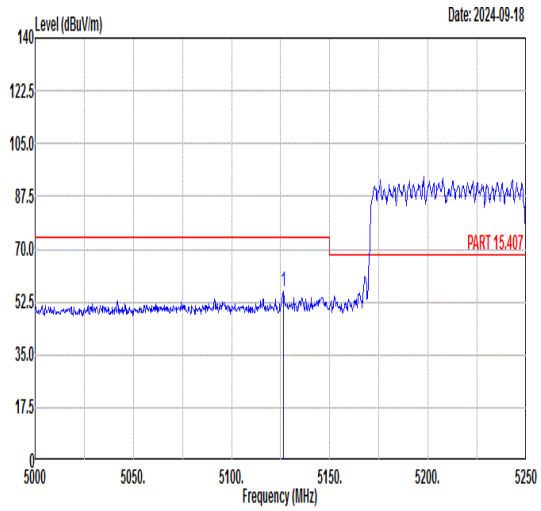 Freq Level Limit Line Margin (dB) Read Level Ant Factor Cable Loss Preamp Factor APos TPos Remark MHz dBuV/m dBuV/m dBuV dB/m dB dB cm deg 1 5126.25 56.13 74.00 -17.87 44.19 36.12 8.49 32.67 304 175 PEAK	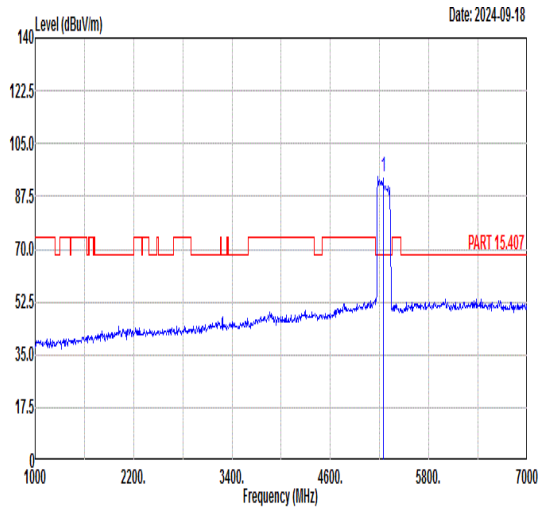 Freq Level Limit Line Margin (dB) Read Level Ant Factor Cable Loss Preamp Factor APos TPos Remark MHz dBuV/m dBuV/m dBuV dB/m dB dB cm deg 1 5250.00 94.00 ------ ------ 81.98 36.09 8.59 32.66 304 175 PEAK
Avg	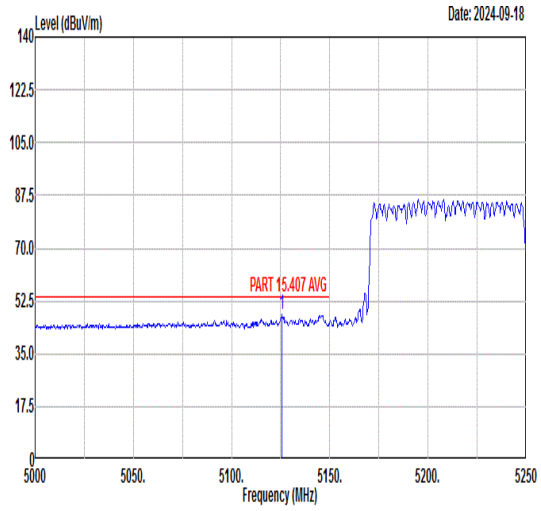 Freq Level Limit Line Margin (dB) Read Level Ant Factor Cable Loss Preamp Factor APos TPos Remark MHz dBuV/m dBuV/m dBuV dB/m dB dB cm deg 1 5125.75 47.97 54.00 -6.03 36.03 36.12 8.49 32.67 304 175 AVERAGE	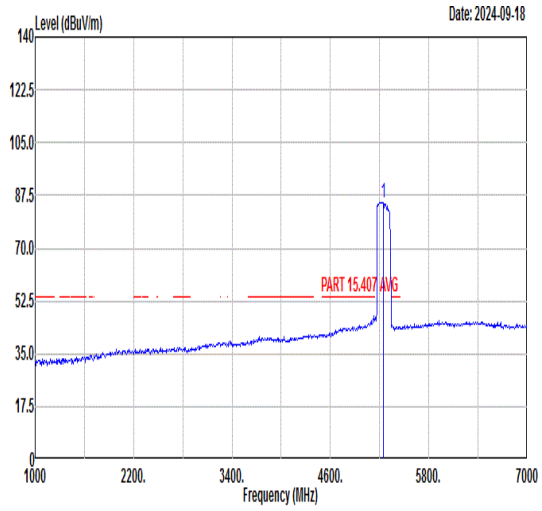 Freq Level Limit Line Margin (dB) Read Level Ant Factor Cable Loss Preamp Factor APos TPos Remark MHz dBuV/m dBuV/m dBuV dB/m dB dB cm deg 1 5250.00 85.26 ------ ------ 73.05 36.05 8.81 32.65 304 175 AVERAGE

Mode	47	
	Band Edge - R	
	U-NII-1_5.15-5.25_802.11ax HE160_CH50_Full_5250MHz	
ANT	CDD 0+1	
Pol.	Vertical	Fundamental
Peak	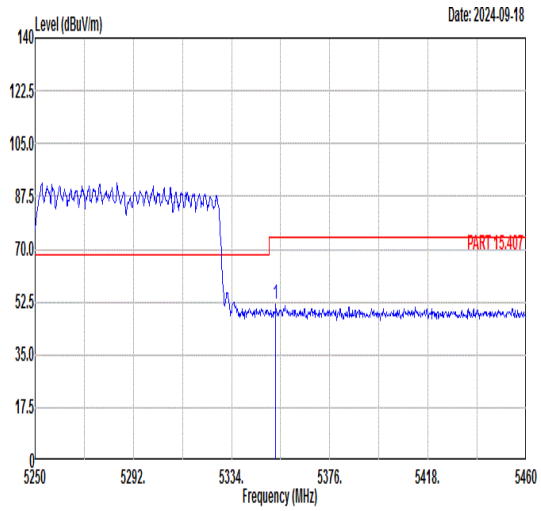 Freq Level Limit Line Margin (dB) Read Level Ant Factor Cable Loss Preamp Factor APos TPos Remark MHz dBuV/m dBuV/m dBuV dB/m dB dB cm deg 1 5352.90 51.55 74.00 -22.45 38.81 35.99 9.38 32.63 304 175 PEAK	Blank
Avg	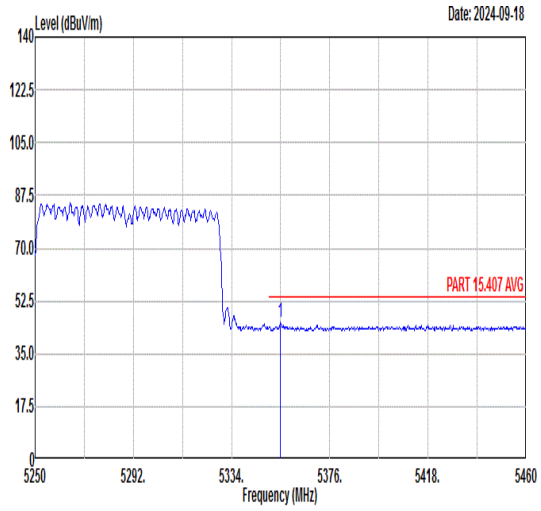 Freq Level Limit Line Margin (dB) Read Level Ant Factor Cable Loss Preamp Factor APos TPos Remark MHz dBuV/m dBuV/m dBuV dB/m dB dB cm deg 1 5355.00 45.32 54.00 -8.68 32.57 35.99 9.39 32.63 304 175 AVERAGE	Blank

Mode	48	
	Harmonic	
	U-NII-3_5.725-5.85_802.11a_CH149_5745MHz	
ANT	CDD 0+1	
Pol.	Horizontal	Vertical
Peak Avg	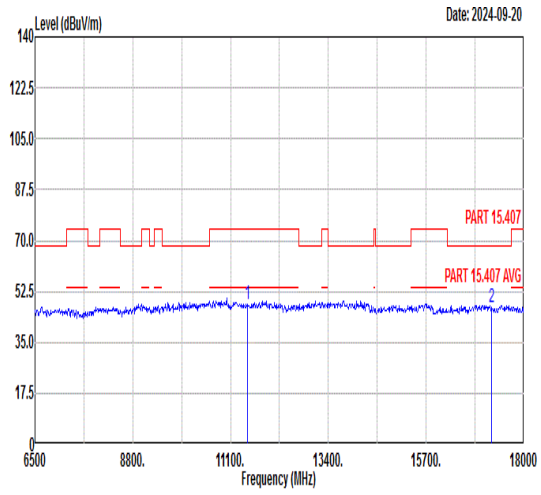 Freq Level Limit Line Margin Read Level Ant Factor Cable Loss Preamp Factor APos TPos Remark MHz dBuV/m dBuV/m dB dBuV dB/m dB dB cm deg 1 11490.00 47.84 74.00 -26.16 59.21 39.20 12.87 63.44 --- --- Peak 2 17235.00 46.80 68.30 -21.50 54.52 41.86 15.72 65.30 --- --- Peak	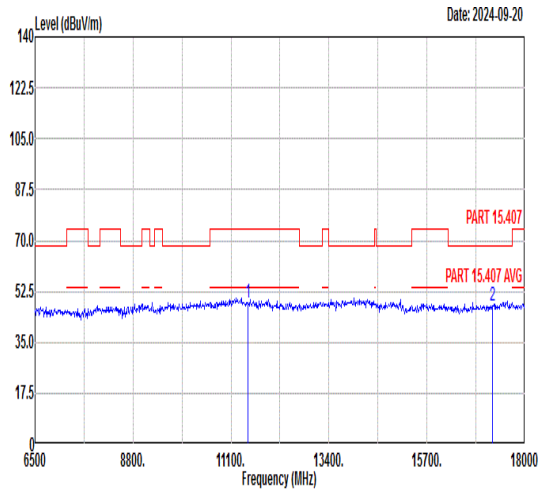 Freq Level Limit Line Margin Read Level Ant Factor Cable Loss Preamp Factor APos TPos Remark MHz dBuV/m dBuV/m dB dBuV dB/m dB dB cm deg 1 11490.00 48.71 74.00 -25.29 60.08 39.20 12.87 63.44 --- --- Peak 2 17235.00 47.52 68.30 -20.78 55.24 41.86 15.72 65.30 --- --- Peak

Mode	49	
	Harmonic	
	U-NII-3_5.725-5.85_802.11a_CH157_5785MHz	
ANT	CDD 0+1	
Pol.	Horizontal	Vertical
Peak Avg	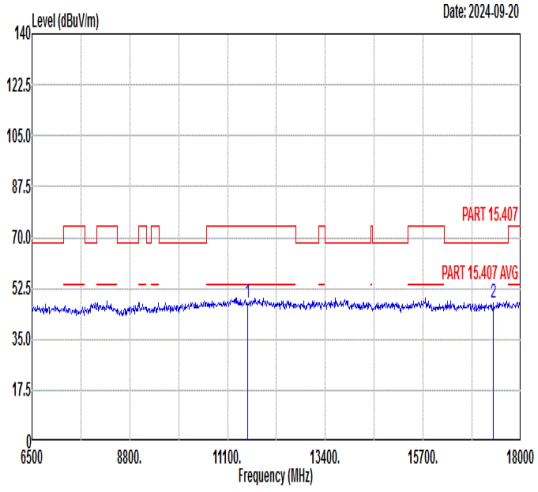 Freq Level Limit Line Margin Read Level Ant Factor Cable Loss Preamp Factor APos TPos Remark MHz dBuV/m dBuV/m dB dBuV dB/m dB dB cm deg 1 11570.00 47.73 74.00 -26.27 59.02 39.23 12.93 63.45 --- --- Peak 2 17355.00 47.53 68.30 -20.77 55.09 41.99 15.81 65.36 --- --- Peak	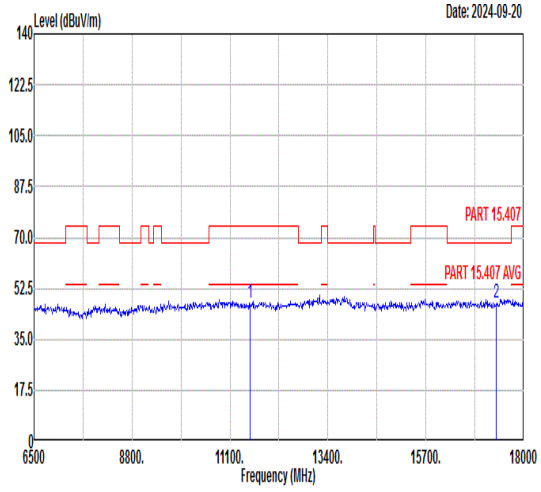 Freq Level Limit Line Margin Read Level Ant Factor Cable Loss Preamp Factor APos TPos Remark MHz dBuV/m dBuV/m dB dBuV dB/m dB dB cm deg 1 11570.00 47.65 74.00 -26.35 58.94 39.23 12.93 63.45 --- --- Peak 2 17355.00 47.31 68.30 -20.99 54.87 41.99 15.81 65.36 --- --- Peak

Mode	50	
	Harmonic	
	U-NII-3_5.725-5.85_802.11a_CH165_5825MHz	
ANT	CDD 0+1	
Pol.	Horizontal	Vertical
Peak Avg	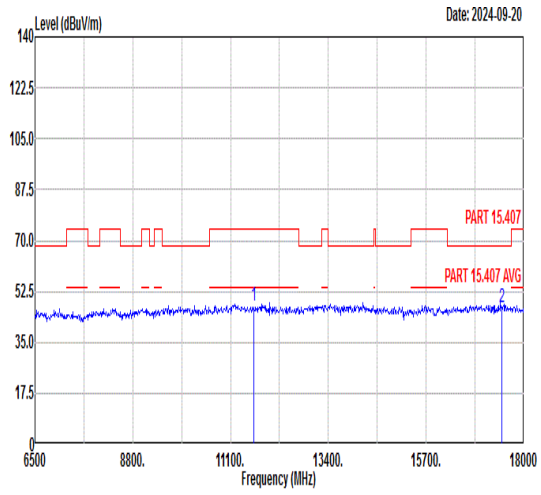 Freq Level Limit Line Margin Read Level Ant Factor Cable Loss Preamp Factor APos TPos Remark MHz dBuV/m dBuV/m dB dBuV dB/m dB dB cm deg 1 11650.00 47.29 74.00 -26.71 58.49 39.26 12.99 63.45 --- --- Peak 2 17475.00 47.01 68.30 -21.29 54.42 42.12 15.90 65.43 --- --- Peak	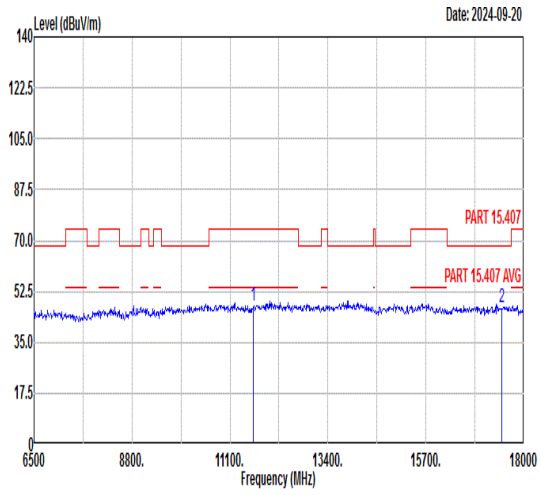 Freq Level Limit Line Margin Read Level Ant Factor Cable Loss Preamp Factor APos TPos Remark MHz dBuV/m dBuV/m dB dBuV dB/m dB dB cm deg 1 11650.00 47.66 74.00 -26.34 58.86 39.26 12.99 63.45 --- --- Peak 2 17475.00 47.18 68.30 -21.12 54.59 42.12 15.90 65.43 --- --- Peak

Mode	51	
	Band Edge	
	U-NII-3_5.725-5.85_802.11ac VHT20_CH149_5745MHz	
ANT	CDD 0+1	
Pol.	Horizontal	Fundamental
Peak	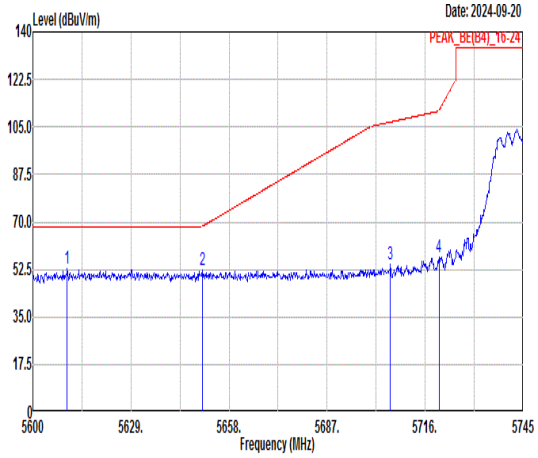 Freq Level Limit Line Margin (dB) Read Level Ant Factor Cable Loss Preamp Factor APos TPos Remark MHz dBuV/m dBuV/m dBuV dB/m dB dB cm deg 1 5610.15 52.97 68.30 -15.33 39.78 36.05 9.78 32.64 300 163 PEAK 2 5650.03 52.33 68.32 -15.99 39.02 36.11 9.86 32.66 300 163 PEAK 3 5705.71 54.15 106.80 -52.65 40.66 36.19 9.98 32.68 300 163 PEAK 4 5720.06 56.87 110.94 -54.07 43.34 36.21 10.01 32.69 300 163 PEAK	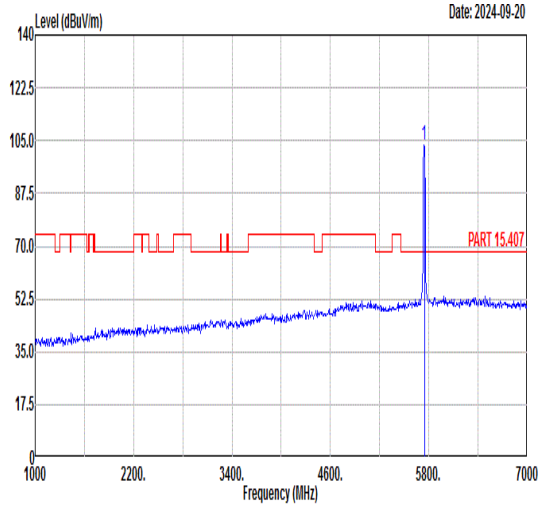 Freq Level Limit Line Margin (dB) Read Level Ant Factor Cable Loss Preamp Factor APos TPos Remark MHz dBuV/m dBuV/m dBuV dB/m dB dB cm deg 1 5745.00 103.43 ------ ------ 89.84 36.24 10.05 32.70 300 163 PEAK
Avg	Blank	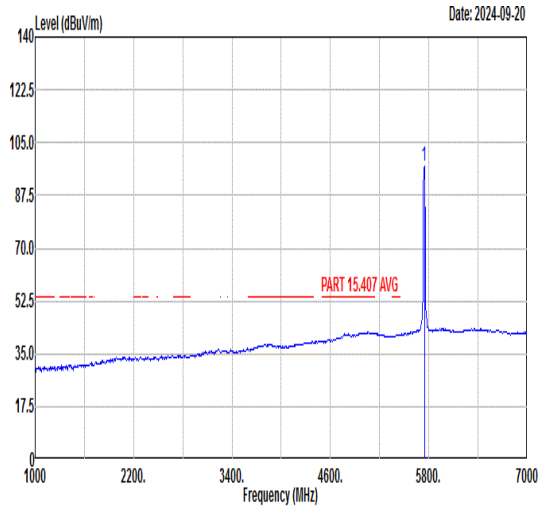 Freq Level Limit Line Margin (dB) Read Level Ant Factor Cable Loss Preamp Factor APos TPos Remark MHz dBuV/m dBuV/m dBuV dB/m dB dB cm deg 1 5745.00 97.35 ------ ------ 83.75 36.24 10.06 32.70 300 163 AVERAGE

Mode	51	
	Band Edge	
	U-NII-3_5.725-5.85_802.11ac VHT20_CH149_5745MHz	
ANT	CDD 0+1	
Pol.	Vertical	Fundamental
Peak	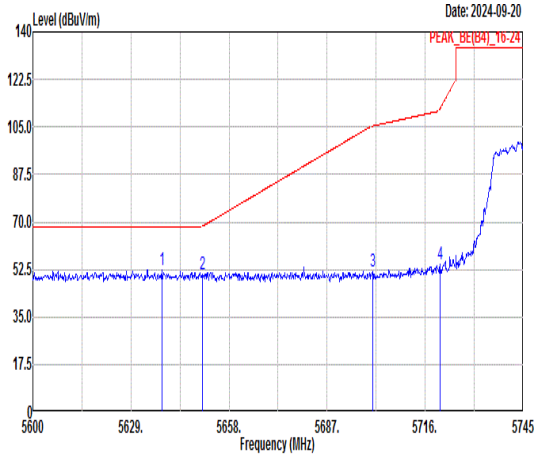 Freq Level Limit Line Margin (dB) Read Level Ant Factor Cable Loss Preamp Factor APos TPos Remark MHz dBuV/m dBuV/m dBuV dB/m dB dB cm deg 1 5638.28 52.26 68.30 -16.04 38.99 36.09 9.84 32.66 300 269 PEAK 2 5650.03 50.59 68.32 -17.73 37.28 36.11 9.86 32.66 300 269 PEAK 3 5700.49 51.76 105.34 -53.58 38.29 36.18 9.97 32.68 300 269 PEAK 4 5720.35 54.35 111.60 -57.25 40.82 36.21 10.01 32.69 300 269 PEAK	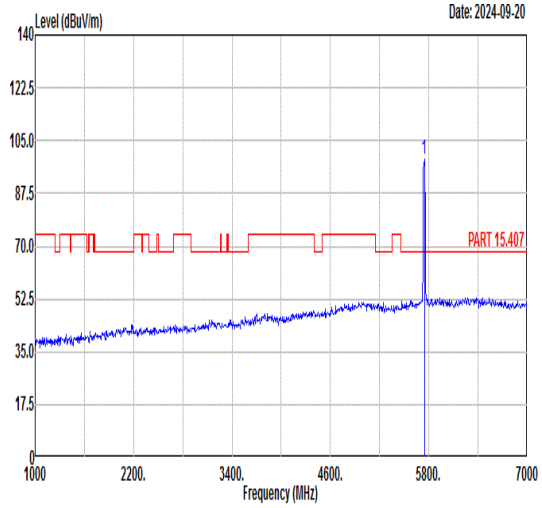 Freq Level Limit Line Margin (dB) Read Level Ant Factor Cable Loss Preamp Factor APos TPos Remark MHz dBuV/m dBuV/m dBuV dB/m dB dB cm deg 1 5745.00 98.94 ------ ------ 85.34 36.24 10.06 32.70 300 269 PEAK
Avg	Blank	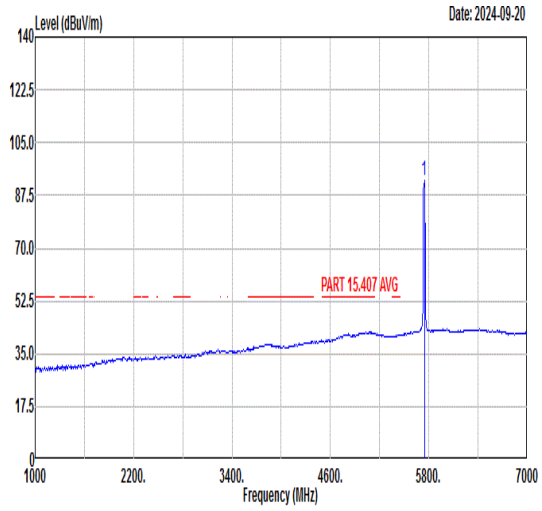 Freq Level Limit Line Margin (dB) Read Level Ant Factor Cable Loss Preamp Factor APos TPos Remark MHz dBuV/m dBuV/m dBuV dB/m dB dB cm deg 1 5745.00 92.54 ------ ------ 78.94 36.24 10.06 32.70 300 269 AVERAGE

Mode	51	
	Harmonic	
	U-NII-3_5.725-5.85_802.11ac VHT20_CH149_5745MHz	
ANT	CDD 0+1	
Pol.	Horizontal	Vertical
Peak Avg	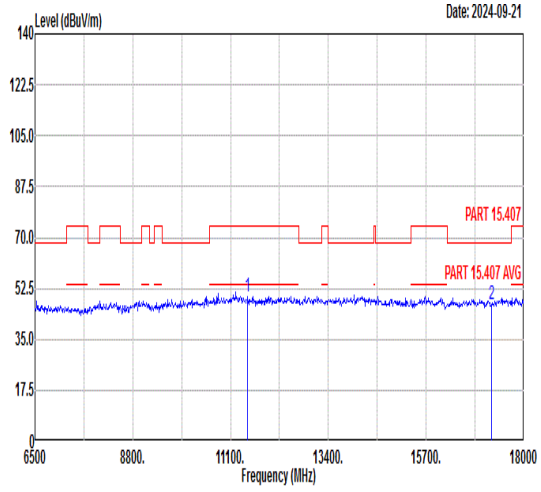 Freq Level Limit Line Margin Read Level Ant Factor Cable Loss Preamp Factor APos TPos Remark MHz dBuV/m dBuV/m dB dBuV dB/m dB dB cm deg 1 11490.00 49.44 74.00 -24.56 60.81 39.20 12.87 63.44 --- --- Peak 2 17235.00 46.95 68.30 -21.35 54.67 41.86 15.72 65.30 --- --- Peak	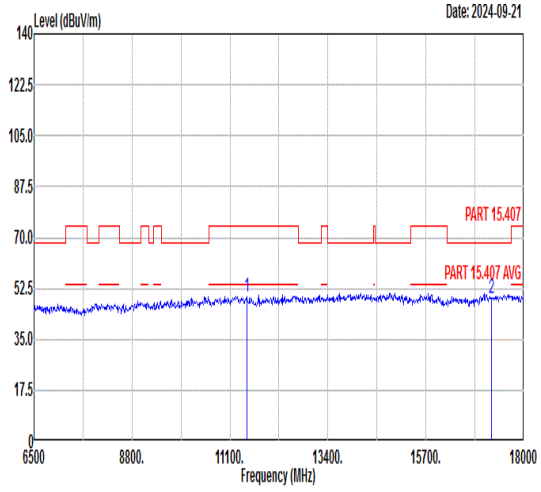 Freq Level Limit Line Margin Read Level Ant Factor Cable Loss Preamp Factor APos TPos Remark MHz dBuV/m dBuV/m dB dBuV dB/m dB dB cm deg 1 11490.00 49.77 74.00 -24.23 61.14 39.20 12.87 63.44 --- --- Peak 2 17235.00 49.35 68.30 -18.95 57.07 41.86 15.72 65.30 --- --- Peak

Mode	52	
	Harmonic	
	U-NII-3_5.725-5.85_802.11ac VHT20_CH157_5785MHz	
ANT	CDD 0+1	
Pol.	Horizontal	Vertical
Peak Avg	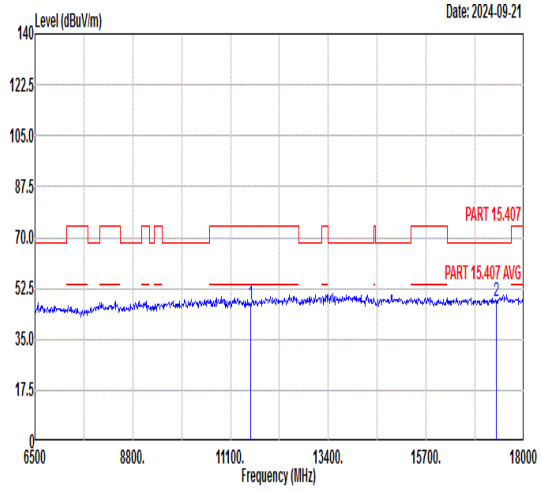 Freq Level Limit Line Margin Read Level Ant Factor Cable Loss Preamp Factor APos TPos Remark MHz dBuV/m dBuV/m dB dBuV dB/m dB dB cm deg 1 11570.00 47.27 74.00 -26.73 58.56 39.23 12.93 63.45 --- --- Peak 2 17355.00 47.87 68.30 -20.43 55.43 41.99 15.81 65.36 --- --- Peak	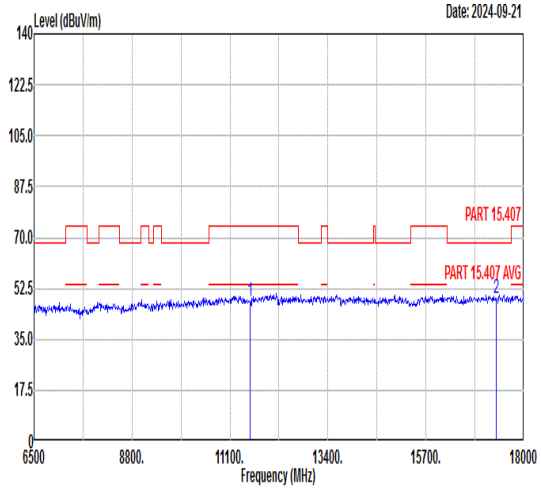 Freq Level Limit Line Margin Read Level Ant Factor Cable Loss Preamp Factor APos TPos Remark MHz dBuV/m dBuV/m dB dBuV dB/m dB dB cm deg 1 11570.00 48.31 74.00 -25.69 59.60 39.23 12.93 63.45 --- --- Peak 2 17355.00 48.92 68.30 -19.38 56.48 41.99 15.81 65.36 --- --- Peak

Mode	53	
	Band Edge	
	U-NII-3_5.725-5.85_802.11ac VHT20_CH165_5825MHz	
ANT	CDD 0+1	
Pol.	Horizontal	Fundamental
Peak	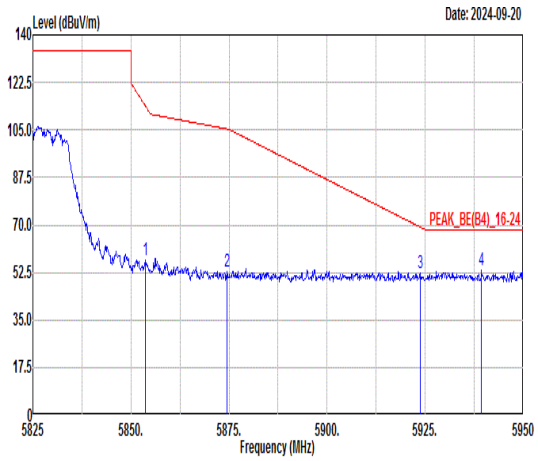 Freq Level Limit Line Margin (dB) Read Level Ant Factor Cable Loss Preamp Factor APos TPos Remark MHz dBuV/m dBuV/m dBuV dB/m dB dB cm deg 1 5853.75 56.81 113.65 -56.84 42.86 36.40 10.29 32.74 100 204 PEAK 2 5874.50 52.79 105.34 -52.55 38.79 36.42 10.33 32.75 100 204 PEAK 3 5923.75 52.16 69.22 -17.06 38.00 36.49 10.44 32.77 100 204 PEAK 4 5939.38 53.42 68.30 -14.88 39.21 36.52 10.47 32.78 100 204 PEAK	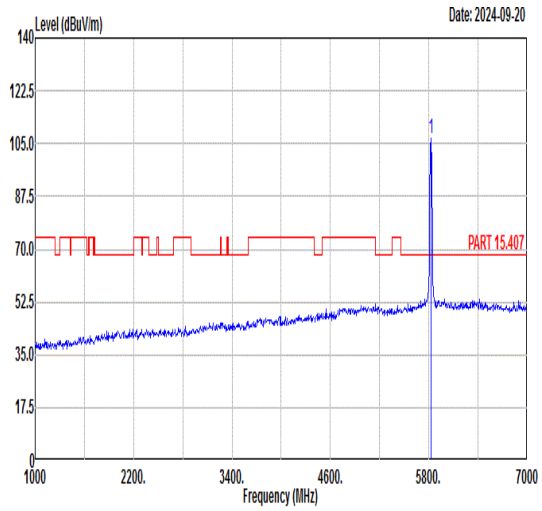 Freq Level Limit Line Margin (dB) Read Level Ant Factor Cable Loss Preamp Factor APos TPos Remark MHz dBuV/m dBuV/m dBuV dB/m dB dB cm deg 1 5825.00 106.74 ------ ------ 92.89 36.35 10.23 32.73 100 204 PEAK
Avg	Blank	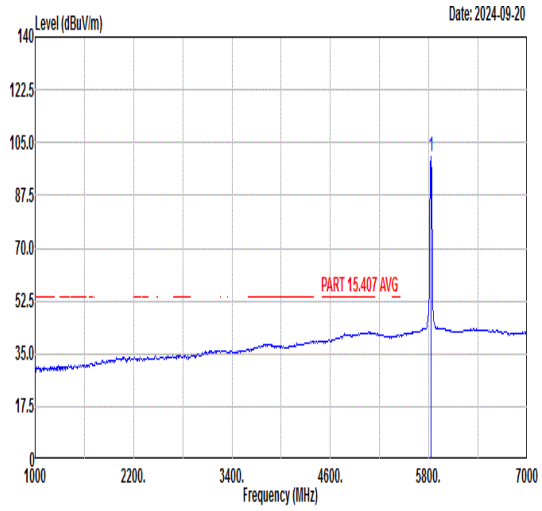 Freq Level Limit Line Margin (dB) Read Level Ant Factor Cable Loss Preamp Factor APos TPos Remark MHz dBuV/m dBuV/m dBuV dB/m dB dB cm deg 1 5825.00 100.19 ------ ------ 86.34 36.35 10.23 32.73 100 204 AVERAGE

Mode	53	
	Band Edge	
	U-NII-3_5.725-5.85_802.11ac VHT20_CH165_5825MHz	
ANT	CDD 0+1	
Pol.	Vertical	Fundamental
Peak	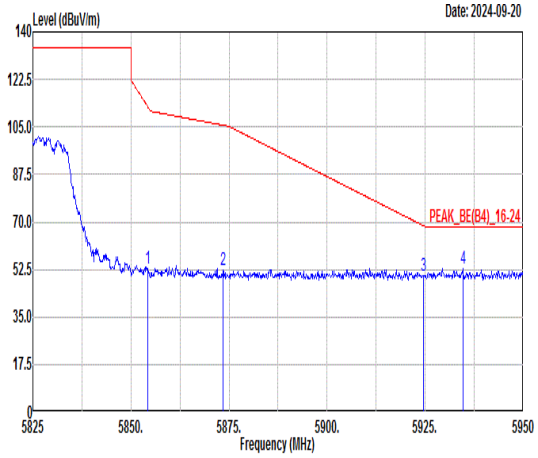 Freq Level Limit Line Margin (dB) Read Level Ant Factor Cable Loss Preamp Factor APos TPos Remark MHz dBuV/m dBuV/m dBuV dB/m dB dB cm deg 1 5854.38 52.96 112.22 -59.26 39.01 36.40 10.29 32.74 100 220 PEAK 2 5873.50 52.50 105.62 -53.12 38.50 36.42 10.33 32.75 100 220 PEAK 3 5924.63 50.31 68.58 -18.27 36.15 36.49 10.44 32.77 100 220 PEAK 4 5934.63 53.04 68.30 -15.26 38.84 36.51 10.46 32.77 100 220 PEAK	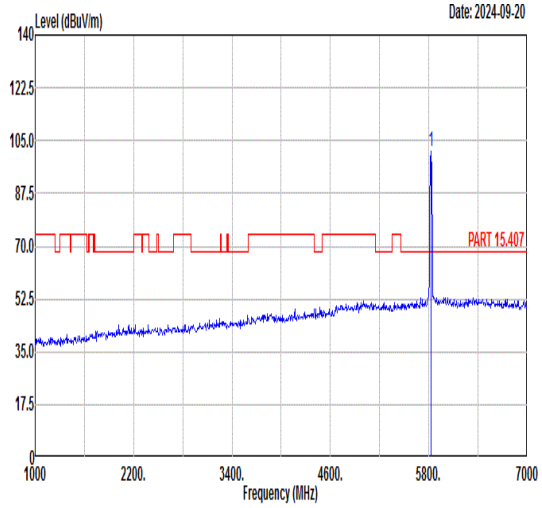 Freq Level Limit Line Margin (dB) Read Level Ant Factor Cable Loss Preamp Factor APos TPos Remark MHz dBuV/m dBuV/m dBuV dB/m dB dB cm deg 1 5825.00 101.50 ------ ------ 87.65 36.35 10.23 32.73 100 220 PEAK
Avg	Blank	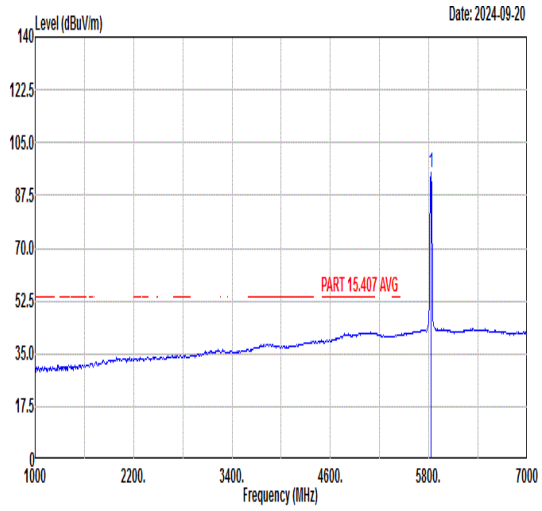 Freq Level Limit Line Margin (dB) Read Level Ant Factor Cable Loss Preamp Factor APos TPos Remark MHz dBuV/m dBuV/m dBuV dB/m dB dB cm deg 1 5825.00 95.32 ------ ------ 81.47 36.35 10.23 32.73 100 220 AVERAGE

Mode	53	
	Harmonic	
	U-NII-3_5.725-5.85_802.11ac VHT20_CH165_5825MHz	
ANT	CDD 0+1	
Pol.	Horizontal	Vertical
Peak Avg	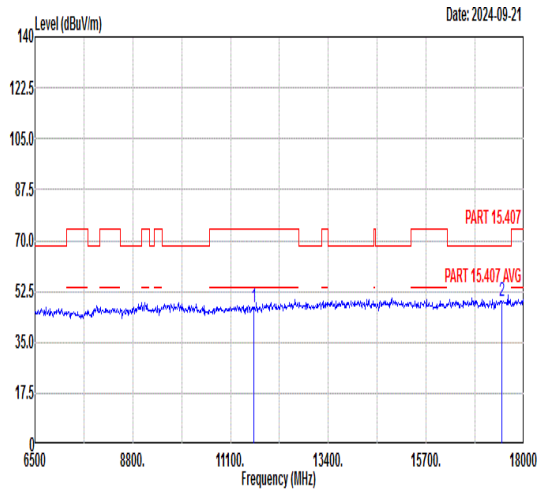 Freq Level Limit Line Margin Read Level Ant Factor Cable Loss Preamp Factor APos TPos Remark MHz dBuV/m dBuV/m dB dBuV dB/m dB dB cm deg 1 11650.00 46.82 74.00 -27.18 58.02 39.26 12.99 63.45 --- --- Peak 2 17475.00 48.93 68.30 -19.37 56.34 42.12 15.90 65.43 --- --- Peak	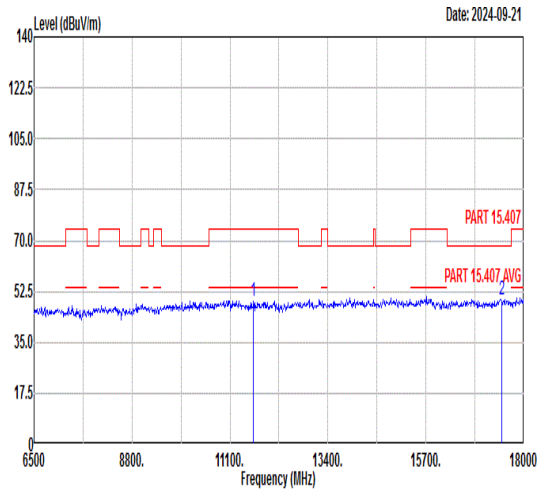 Freq Level Limit Line Margin Read Level Ant Factor Cable Loss Preamp Factor APos TPos Remark MHz dBuV/m dBuV/m dB dBuV dB/m dB dB cm deg 1 11650.00 49.06 74.00 -24.94 60.26 39.26 12.99 63.45 --- --- Peak 2 17475.00 49.88 68.30 -18.42 57.29 42.12 15.90 65.43 --- --- Peak

Mode	54	
	Band Edge - L	
	U-NII-3_5.725-5.85_802.11ac VHT40_CH151_5755MHz	
ANT	CDD 0+1	
Pol.	Horizontal	Fundamental
Peak	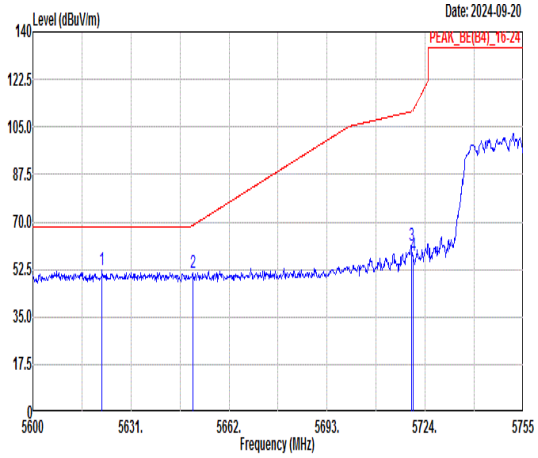 Freq Level Limit Line Margin (dB) Read Level Ant Factor Cable Loss Preamp Factor APos TPos Remark MHz dBuV/m dBuV/m dBuV dB/m dB dB cm deg 1 5621.86 52.54 68.30 -15.76 39.32 36.07 9.80 32.65 167 109 PEAK 2 5650.53 51.19 68.69 -17.50 37.88 36.11 9.86 32.66 167 109 PEAK 3 5719.66 61.44 110.71 -49.27 47.91 36.21 10.01 32.69 167 109 PEAK 4 5720.13 57.66 111.09 -53.43 44.13 36.21 10.01 32.69 167 109 PEAK	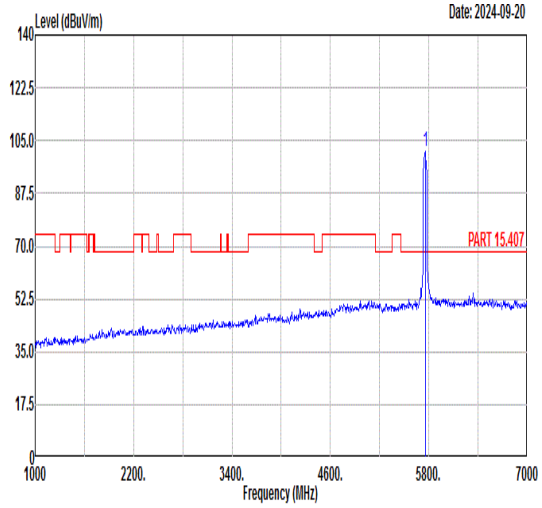 Freq Level Limit Line Margin (dB) Read Level Ant Factor Cable Loss Preamp Factor APos TPos Remark MHz dBuV/m dBuV/m dBuV dB/m dB dB cm deg 1 5755.00 101.41 ------ ------ 87.76 36.26 10.09 32.70 167 109 PEAK
Avg	Blank	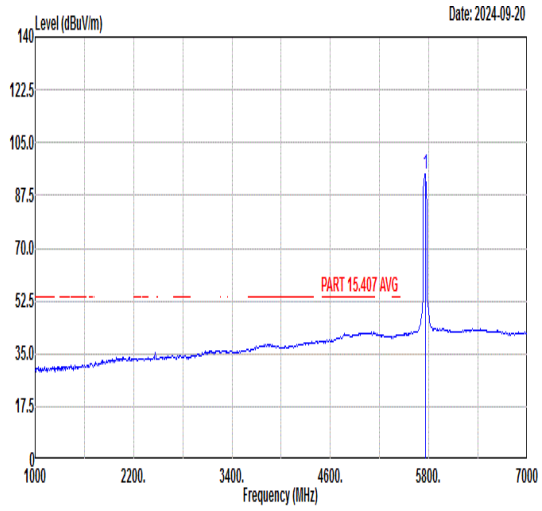 Freq Level Limit Line Margin (dB) Read Level Ant Factor Cable Loss Preamp Factor APos TPos Remark MHz dBuV/m dBuV/m dBuV dB/m dB dB cm deg 1 5755.00 94.53 ------ ------ 80.88 36.26 10.09 32.70 167 109 AVERAGE

Mode	54	
	Band Edge - R	
	U-NII-3_5.725-5.85_802.11ac VHT40_CH151_5755MHz	
ANT	CDD 0+1	
Pol.	Horizontal	Fundamental
Peak	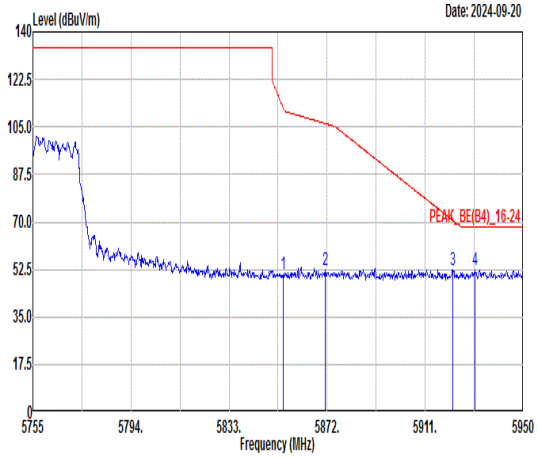 Freq Level Limit Line Margin (dB) Read Level Ant Factor Cable Loss Preamp Factor APos TPos Remark MHz dBuV/m dBuV/m dBuV dB/m dB dB cm deg 1 5854.45 50.90 112.05 -61.15 36.95 36.40 10.29 32.74 167 109 PEAK 2 5871.22 52.23 106.26 -54.03 38.23 36.42 10.33 32.75 167 109 PEAK 3 5921.92 52.40 70.56 -18.16 38.25 36.49 10.43 32.77 167 109 PEAK 4 5930.70 52.36 68.30 -15.94 38.18 36.50 10.45 32.77 167 109 PEAK	Blank

Mode	54	
	Band Edge - L	
	U-NII-3_5.725-5.85_802.11ac VHT40_CH151_5755MHz	
ANT	CDD 0+1	
Pol.	Vertical	Fundamental
Peak	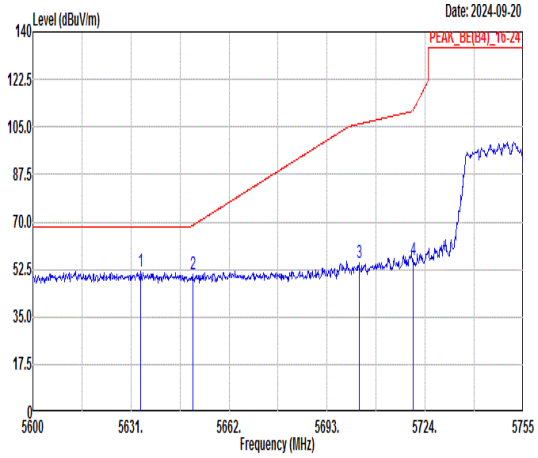 Freq Level Limit Line Margin (dB) Read Level Ant Factor Cable Loss Preamp Factor APos TPos Remark MHz dBuV/m dBuV/m dBuV dB/m dB dB cm deg 1 5634.10 51.81 68.30 -16.49 38.54 36.09 9.83 32.65 206 200 PEAK 2 5650.53 50.85 68.69 -17.84 37.54 36.11 9.86 32.66 206 200 PEAK 3 5703.08 54.69 106.06 -51.37 41.22 36.18 9.97 32.68 206 200 PEAK 4 5720.28 56.07 111.44 -55.37 42.54 36.21 10.01 32.69 206 200 PEAK	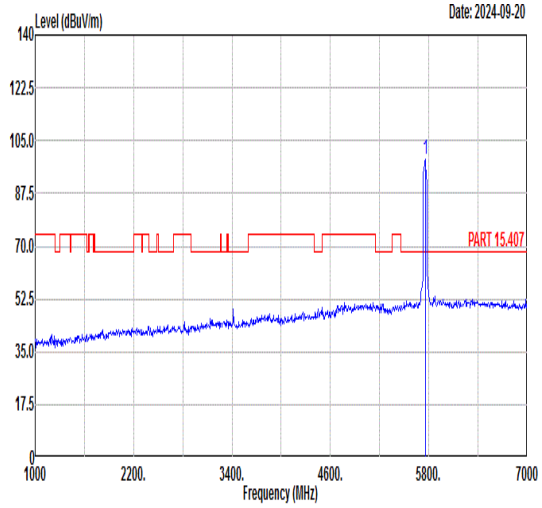 Freq Level Limit Line Margin (dB) Read Level Ant Factor Cable Loss Preamp Factor APos TPos Remark MHz dBuV/m dBuV/m dBuV dB/m dB dB cm deg 1 5755.00 98.63 ------ ------ 84.98 36.26 10.09 32.70 206 200 PEAK
Avg	Blank	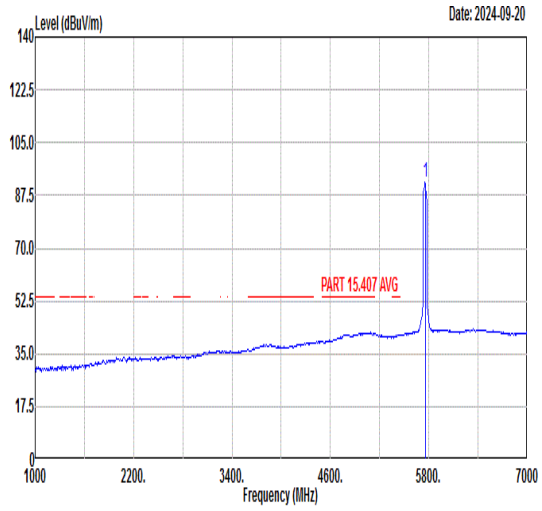 Freq Level Limit Line Margin (dB) Read Level Ant Factor Cable Loss Preamp Factor APos TPos Remark MHz dBuV/m dBuV/m dBuV dB/m dB dB cm deg 1 5755.00 91.77 ------ ------ 78.14 36.25 10.08 32.70 206 200 AVERAGE

Mode	54	
	Band Edge - R	
	U-NII-3_5.725-5.85_802.11ac VHT40_CH151_5755MHz	
ANT	CDD 0+1	
Pol.	Vertical	Fundamental
Peak	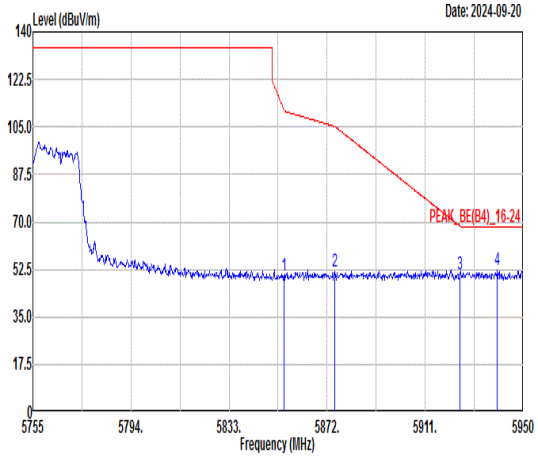 Freq Level Limit Line Margin (dB) Read Level Ant Factor Cable Loss Preamp Factor APos TPos Remark MHz dBuV/m dBuV/m dBuV dB/m dB dB cm deg 1 5854.84 50.19 111.17 -60.98 36.24 36.40 10.29 32.74 206 200 PEAK 2 5874.93 51.78 105.22 -53.44 37.78 36.42 10.33 32.75 206 200 PEAK 3 5924.85 50.67 68.41 -17.74 36.51 36.49 10.44 32.77 206 200 PEAK 4 5939.67 52.21 68.30 -16.09 38.00 36.52 10.47 32.78 206 200 PEAK	Blank

Mode	55	
	Band Edge - L	
	U-NII-3_5.725-5.85_802.11ac VHT40_CH159_5795MHz	
ANT	CDD 0+1	
Pol.	Horizontal	Fundamental
Peak	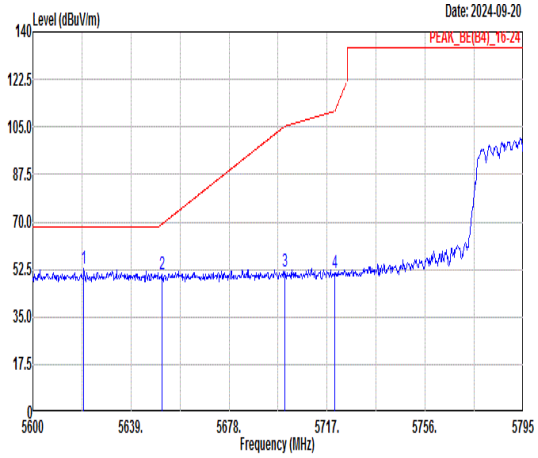 Freq Level Limit Line Margin (dB) Read Level Ant Factor Cable Loss Preamp Factor APos TPos Remark MHz dBuV/m dBuV/m dBuV dB/m dB dB cm deg 1 5620.28 52.63 68.30 -15.67 39.41 36.07 9.80 32.65 100 136 PEAK 2 5651.29 50.64 69.25 -18.61 37.33 36.11 9.86 32.66 100 136 PEAK 3 5700.23 51.55 105.26 -53.71 38.08 36.18 9.97 32.68 100 136 PEAK 4 5720.12 51.20 111.07 -59.87 37.67 36.21 10.01 32.69 100 136 PEAK	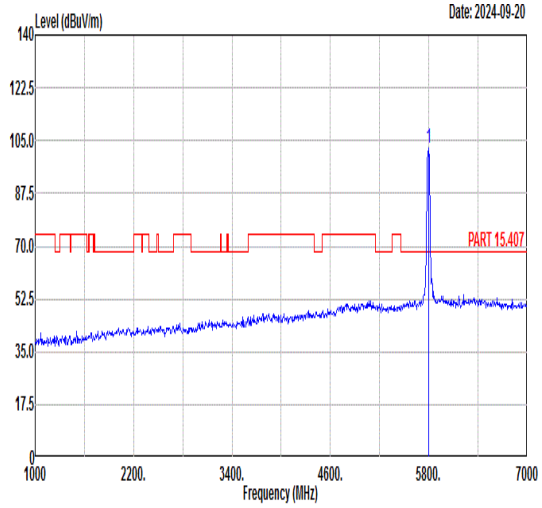 Freq Level Limit Line Margin (dB) Read Level Ant Factor Cable Loss Preamp Factor APos TPos Remark MHz dBuV/m dBuV/m dBuV dB/m dB dB cm deg 1 5795.00 102.41 ------ ------ 88.66 36.31 10.16 32.72 100 136 PEAK
Avg	Blank	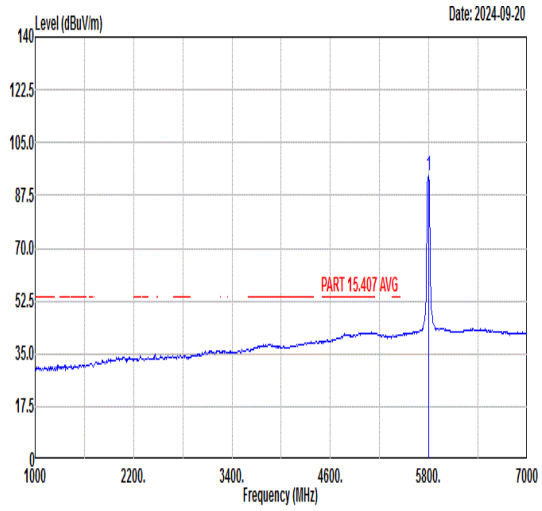 Freq Level Limit Line Margin (dB) Read Level Ant Factor Cable Loss Preamp Factor APos TPos Remark MHz dBuV/m dBuV/m dBuV dB/m dB dB cm deg 1 5795.00 94.26 ------ ------ 80.51 36.31 10.16 32.72 100 136 AVERAGE

Mode	55	
	Band Edge - R	
	U-NII-3_5.725-5.85_802.11ac VHT40_CH159_5795MHz	
ANT	CDD 0+1	
Pol.	Horizontal	Fundamental
Peak	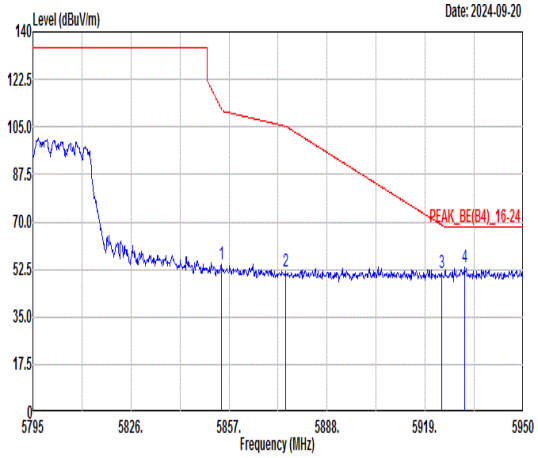 Freq Level Limit Line Margin (dB) Read Level Ant Factor Cable Loss Preamp Factor APos TPos Remark MHz dBuV/m dBuV/m dBuV dB/m dB dB cm deg 1 5854.68 54.39 111.54 -57.15 40.44 36.40 10.29 32.74 100 136 PEAK 2 5874.98 51.77 105.21 -53.44 37.77 36.42 10.33 32.75 100 136 PEAK 3 5924.12 51.05 68.95 -17.90 36.89 36.49 10.44 32.77 100 136 PEAK 4 5931.40 53.28 68.30 -15.02 39.10 36.50 10.45 32.77 100 136 PEAK	Blank

Mode	55	
	Band Edge - L	
	U-NII-3_5.725-5.85_802.11ac VHT40_CH159_5795MHz	
ANT	CDD 0+1	
Pol.	Vertical	Fundamental
Peak	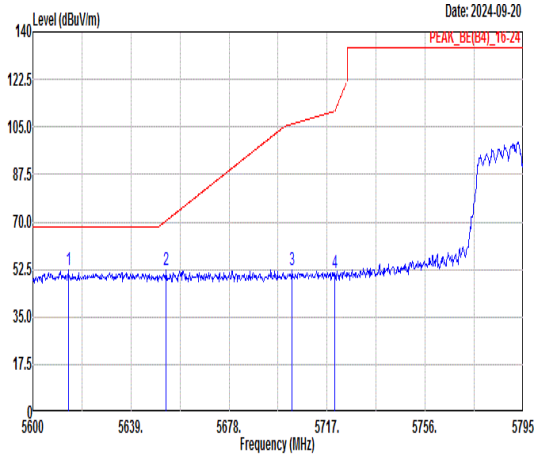 Freq Level Limit Line Margin (dB) Read Level Ant Factor Cable Loss Preamp Factor APos TPos Remark MHz dBuV/m dBuV/m dBuV dB/m dB dB cm deg 1 5614.04 52.12 68.30 -16.18 38.92 36.06 9.79 32.65 100 143 PEAK 2 5653.04 52.15 70.55 -18.40 38.83 36.11 9.87 32.66 100 143 PEAK 3 5703.16 52.39 106.08 -53.69 38.92 36.18 9.97 32.68 100 143 PEAK 4 5720.12 51.26 111.07 -59.81 37.73 36.21 10.01 32.69 100 143 PEAK	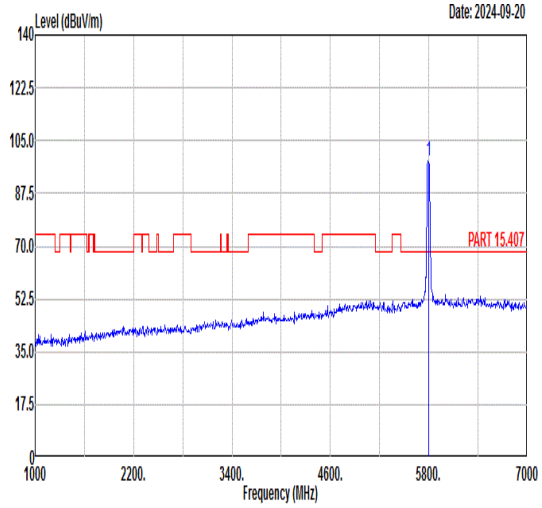 Freq Level Limit Line Margin (dB) Read Level Ant Factor Cable Loss Preamp Factor APos TPos Remark MHz dBuV/m dBuV/m dBuV dB/m dB dB cm deg 1 5795.00 98.25 ------ ------ 84.52 36.30 10.15 32.72 100 143 PEAK
Avg	Blank	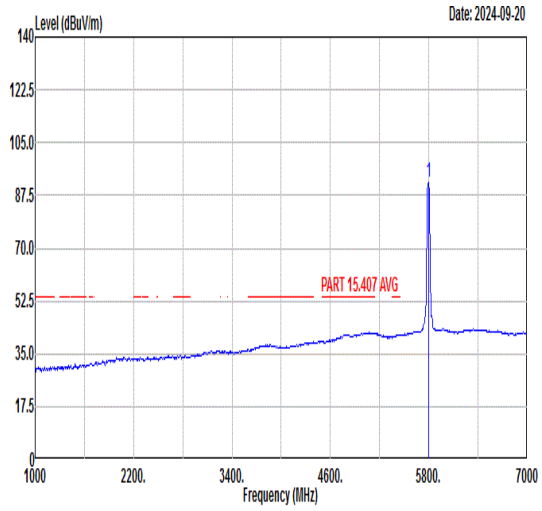 Freq Level Limit Line Margin (dB) Read Level Ant Factor Cable Loss Preamp Factor APos TPos Remark MHz dBuV/m dBuV/m dBuV dB/m dB dB cm deg 1 5795.00 92.04 ------ ------ 78.29 36.31 10.16 32.72 100 143 AVERAGE

Mode	55	
	Band Edge - R	
	U-NII-3_5.725-5.85_802.11ac VHT40_CH159_5795MHz	
ANT	CDD 0+1	
Pol.	Vertical	Fundamental
Peak	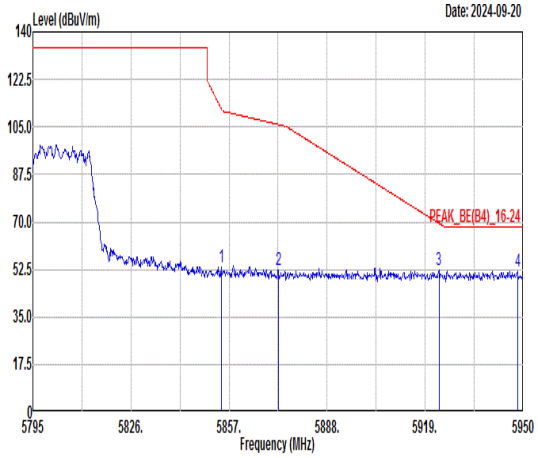 Freq Level Limit Line Margin (dB) Read Level Ant Factor Cable Loss Preamp Factor APos TPos Remark MHz dBuV/m dBuV/m dBuV dB/m dB dB cm deg 1 5854.52 53.16 111.89 -58.73 39.21 36.40 10.29 32.74 100 143 PEAK 2 5872.66 52.27 105.86 -53.59 38.27 36.42 10.33 32.75 100 143 PEAK 3 5923.34 52.05 69.52 -17.47 37.89 36.49 10.44 32.77 100 143 PEAK 4 5948.14 51.74 68.30 -16.56 37.50 36.53 10.49 32.78 100 143 PEAK	Blank

Mode	56
	Band Edge - L
	U-NII-3_5.725-5.85_802.11ac VHT80_CH155_5775MHz
ANT	CDD 0+1

Pol.	Horizontal	Fundamental
Peak	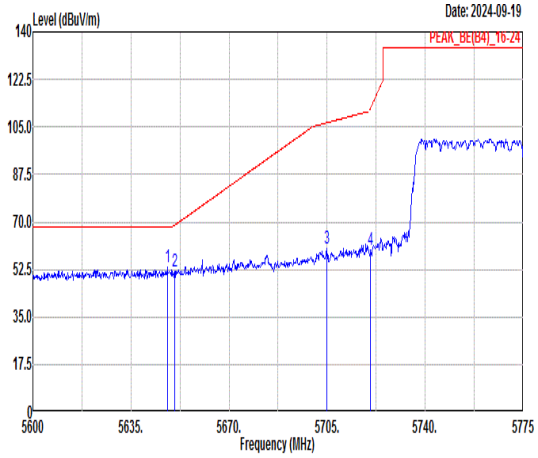 Freq Level Limit Line Margin (dB) Read Level Ant Factor Cable Loss Preamp Factor APos TPos Remark MHz dBuV/m dBuV/m dBuV dB/m dB dB cm deg 1 5647.95 53.23 68.30 -15.07 39.92 36.11 9.86 32.66 161 256 PEAK 2 5650.58 51.61 68.73 -17.12 38.30 36.11 9.86 32.66 161 256 PEAK 3 5704.83 60.38 106.55 -46.17 46.89 36.19 9.98 32.68 161 256 PEAK 4 5720.58 59.47 112.11 -52.64 45.94 36.21 10.01 32.69 161 256 PEAK	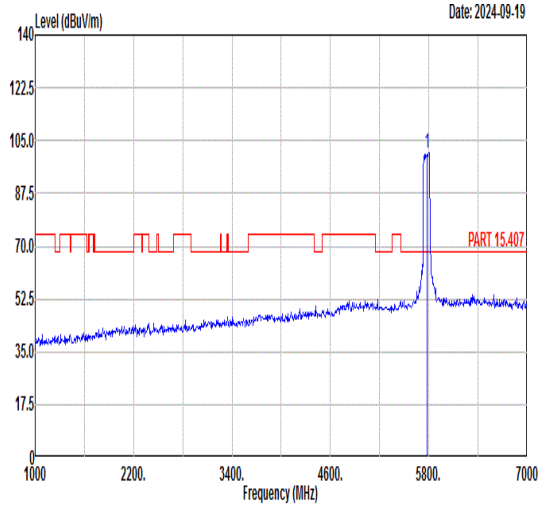 Freq Level Limit Line Margin (dB) Read Level Ant Factor Cable Loss Preamp Factor APos TPos Remark MHz dBuV/m dBuV/m dBuV dB/m dB dB cm deg 1 5775.00 101.16 ------ ------ 87.36 36.33 10.19 32.72 161 256 PEAK
Avg	Blank	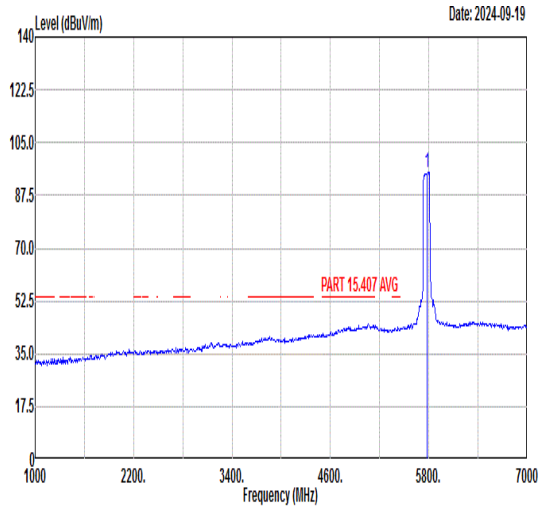 Freq Level Limit Line Margin (dB) Read Level Ant Factor Cable Loss Preamp Factor APos TPos Remark MHz dBuV/m dBuV/m dBuV dB/m dB dB cm deg 1 5775.00 94.98 ------ ------ 81.20 36.32 10.18 32.72 161 256 AVERAGE

Mode	56	
	Band Edge - R	
	U-NII-3_5.725-5.85_802.11ac VHT80_CH155_5775MHz	
ANT	CDD 0+1	
Pol.	Horizontal	Fundamental
Peak	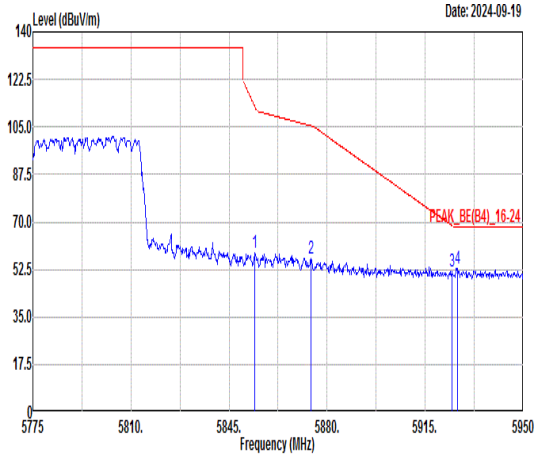	Blank

	Freq	Level	Limit Line	Margin (dB)	Read Level	Ant Factor	Cable Loss	Preamp Factor	APos	TPos	Remark
	MHz	dBuV/m	dBuV/m		dBuV	dB/m	dB	dB	cm	deg	
1	5854.28	58.41	112.45	-54.04	44.46	36.40	10.29	32.74	161	256	PEAK
2	5874.23	56.56	105.42	-48.86	42.56	36.42	10.33	32.75	161	256	PEAK
3	5924.45	51.77	68.70	-16.93	37.61	36.49	10.44	32.77	161	256	PEAK
4	5926.55	53.06	68.30	-15.24	38.89	36.50	10.44	32.77	161	256	PEAK

Mode	56
	Band Edge - L
	U-NII-3_5.725-5.85_802.11ac VHT80_CH155_5775MHz
ANT	CDD 0+1

Pol.	Vertical	Fundamental
Peak	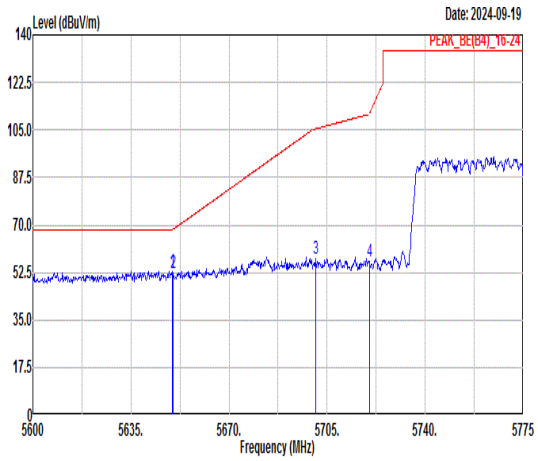 Freq Level Limit Line Margin (dB) Read Level Ant Factor Cable Loss Preamp Factor APos TPos Remark MHz dBuV/m dBuV/m dBuV dB/m dB dB cm deg 1 5649.88 52.90 68.30 -15.40 39.59 36.11 9.86 32.66 294 203 PEAK 2 5650.05 52.46 68.34 -15.88 39.15 36.11 9.86 32.66 294 203 PEAK 3 5700.98 57.38 105.47 -48.09 43.91 36.18 9.97 32.68 294 203 PEAK 4 5720.05 56.48 110.91 -54.43 42.95 36.21 10.01 32.69 294 203 PEAK	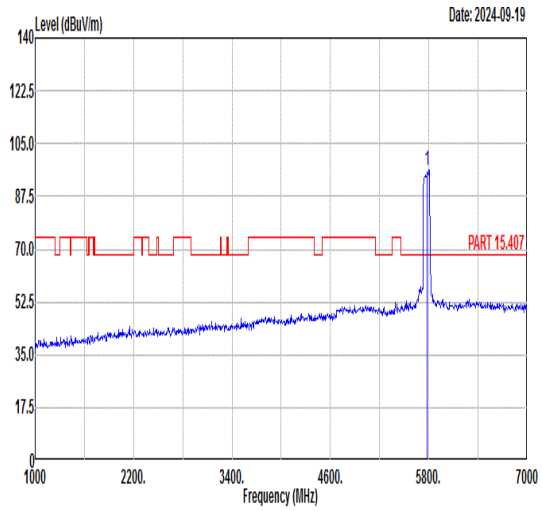 Freq Level Limit Line Margin (dB) Read Level Ant Factor Cable Loss Preamp Factor APos TPos Remark MHz dBuV/m dBuV/m dBuV dB/m dB dB cm deg 1 5775.00 96.19 ------ ------ 82.37 36.34 10.20 32.72 294 203 PEAK
Avg	Blank	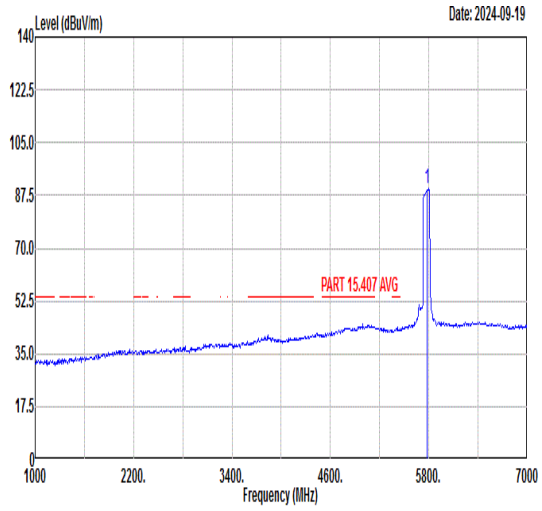 Freq Level Limit Line Margin (dB) Read Level Ant Factor Cable Loss Preamp Factor APos TPos Remark MHz dBuV/m dBuV/m dBuV dB/m dB dB cm deg 1 5775.00 89.97 ------ ------ 76.22 36.31 10.16 32.72 294 203 AVERAGE

Mode	56	
	Band Edge - R	
	U-NII-3_5.725-5.85_802.11ac VHT80_CH155_5775MHz	
ANT	CDD 0+1	
Pol.	Vertical	Fundamental
Peak	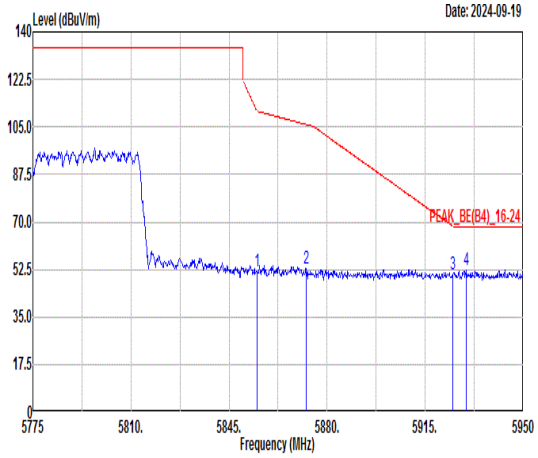 Freq Level Limit Line Margin (dB) Read Level Ant Factor Cable Loss Preamp Factor APos TPos Remark MHz dBuV/m dBuV/m dBuV dB/m dB dB cm deg 1 5854.98 51.67 110.86 -59.19 37.72 36.40 10.29 32.74 294 203 PEAK 2 5872.48 52.85 105.91 -53.06 38.85 36.42 10.33 32.75 294 203 PEAK 3 5924.80 50.86 68.45 -17.59 36.70 36.49 10.44 32.77 294 203 PEAK 4 5929.53 52.18 68.30 -16.12 38.00 36.50 10.45 32.77 294 203 PEAK	Blank

Mode	57	
	Band Edge	
	U-NII-3_5.725-5.85_802.11ax HE20_CH149_Full_5745MHz	
ANT	CDD 0+1	
Pol.	Horizontal	Fundamental
Peak	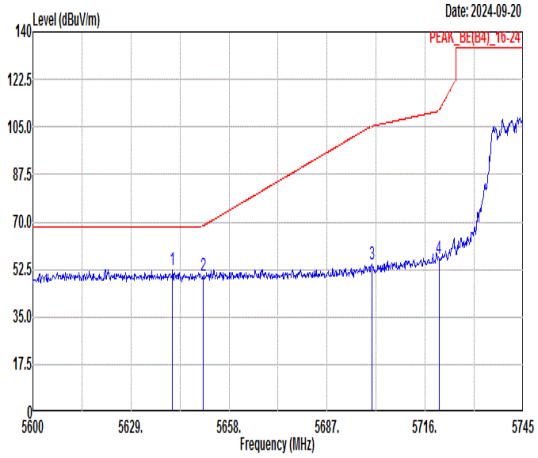 Freq Level Limit Line Margin (dB) Read Level Ant Factor Cable Loss Preamp Factor APos TPos Remark MHz dBuV/m dBuV/m dBuV dB/m dB dB cm deg 1 5641.33 52.53 68.30 -15.77 39.25 36.10 9.84 32.66 117 217 PEAK 2 5650.32 50.26 68.53 -18.27 36.95 36.11 9.86 32.66 117 217 PEAK 3 5700.20 54.21 105.25 -51.04 40.74 36.18 9.97 32.68 117 217 PEAK 4 5720.06 56.71 110.94 -54.23 43.18 36.21 10.01 32.69 117 217 PEAK	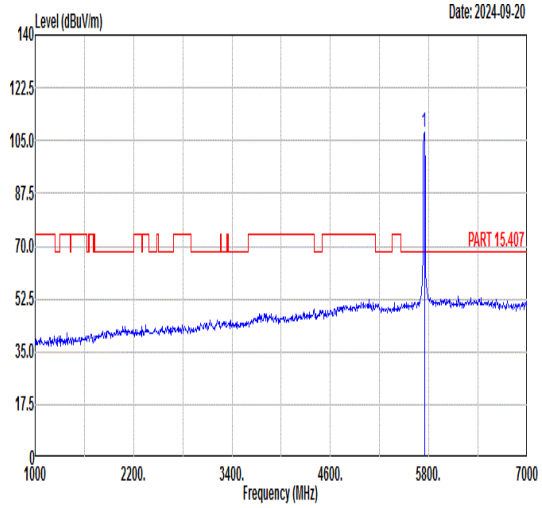 Freq Level Limit Line Margin (dB) Read Level Ant Factor Cable Loss Preamp Factor APos TPos Remark MHz dBuV/m dBuV/m dBuV dB/m dB dB cm deg 1 5745.00 107.97 ------ ------ 94.37 36.24 10.06 32.70 117 217 PEAK
Avg	Blank	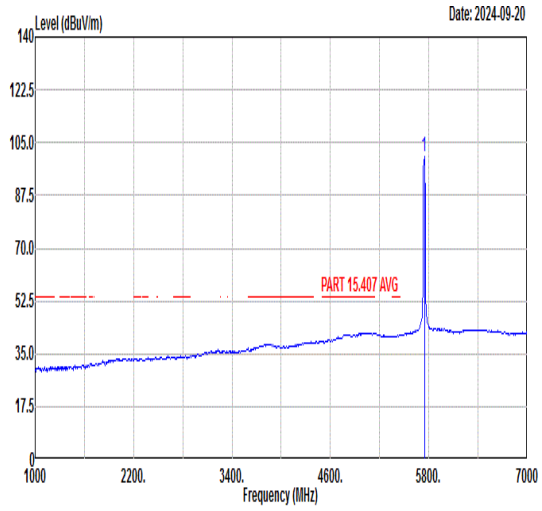 Freq Level Limit Line Margin (dB) Read Level Ant Factor Cable Loss Preamp Factor APos TPos Remark MHz dBuV/m dBuV/m dBuV dB/m dB dB cm deg 1 5745.00 100.30 ------ ------ 86.70 36.24 10.06 32.70 117 217 AVERAGE

Mode	57	
	Band Edge	
	U-NII-3_5.725-5.85_802.11ax HE20_CH149_Full_5745MHz	
ANT	CDD 0+1	
Pol.	Vertical	Fundamental
Peak	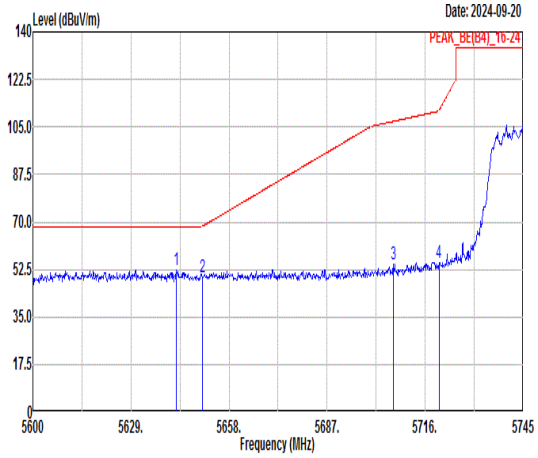 Freq Level Limit Line Margin (dB) Read Level Ant Factor Cable Loss Preamp Factor APos TPos Remark MHz dBuV/m dBuV/m dBuV dB/m dB dB cm deg 1 5642.34 52.18 68.30 -16.12 38.90 36.10 9.84 32.66 228 199 PEAK 2 5650.03 49.90 68.32 -18.42 36.59 36.11 9.86 32.66 228 199 PEAK 3 5706.58 54.32 107.04 -52.72 40.83 36.19 9.98 32.68 228 199 PEAK 4 5720.06 55.06 110.94 -55.88 41.53 36.21 10.01 32.69 228 199 PEAK	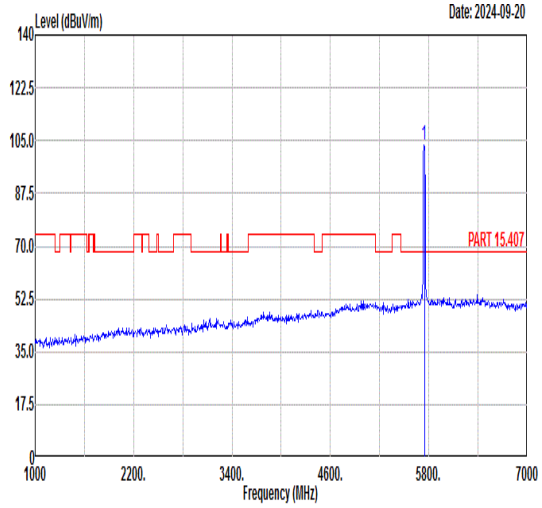 Freq Level Limit Line Margin (dB) Read Level Ant Factor Cable Loss Preamp Factor APos TPos Remark MHz dBuV/m dBuV/m dBuV dB/m dB dB cm deg 1 5745.00 103.44 ------ ------ 89.85 36.24 10.05 32.70 228 199 PEAK
Avg	Blank	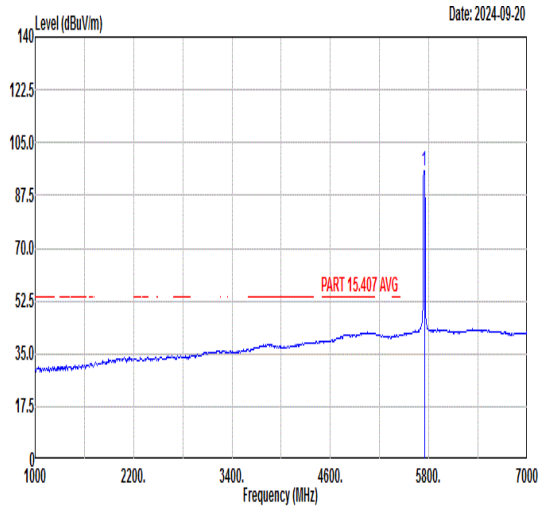 Freq Level Limit Line Margin (dB) Read Level Ant Factor Cable Loss Preamp Factor APos TPos Remark MHz dBuV/m dBuV/m dBuV dB/m dB dB cm deg 1 5745.00 95.70 ------ ------ 82.10 36.24 10.06 32.70 228 199 AVERAGE

Mode	57	
	Harmonic	
	U-NII-3_5.725-5.85_802.11ax HE20_CH149_Full_5745MHz	
ANT	CDD 0+1	
Pol.	Horizontal	Vertical
Peak Avg	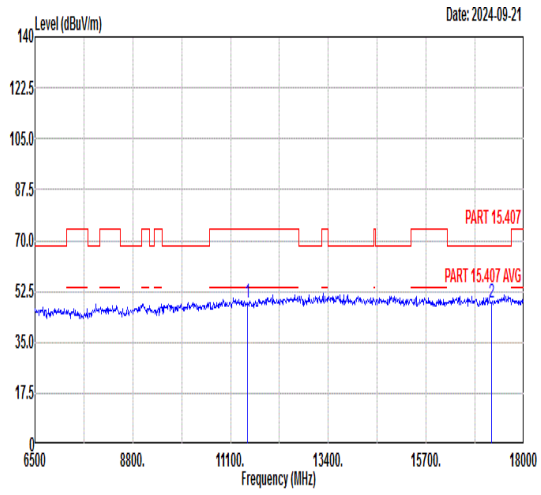 Freq Level Limit Line Margin Read Level Ant Factor Cable Loss Preamp Factor APos TPos Remark MHz dBuV/m dBuV/m dB dBuV dB/m dB dB cm deg 1 11490.00 48.61 74.00 -25.39 59.98 39.20 12.87 63.44 --- --- Peak 2 17235.00 48.76 68.30 -19.54 56.48 41.86 15.72 65.30 --- --- Peak	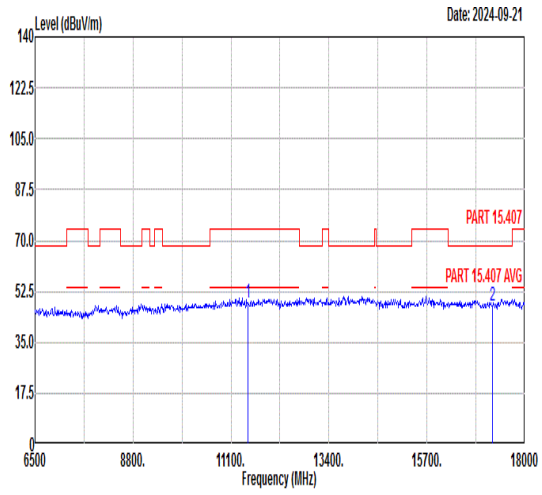 Freq Level Limit Line Margin Read Level Ant Factor Cable Loss Preamp Factor APos TPos Remark MHz dBuV/m dBuV/m dB dBuV dB/m dB dB cm deg 1 11490.00 48.60 74.00 -25.40 59.97 39.20 12.87 63.44 --- --- Peak 2 17235.00 47.69 68.30 -20.61 55.41 41.86 15.72 65.30 --- --- Peak

Mode	58	
	Harmonic	
	U-NII-3_5.725-5.85_802.11ax HE20_CH157_Full_5785MHz	
ANT	CDD 0+1	
Pol.	Horizontal	Vertical
Peak Avg	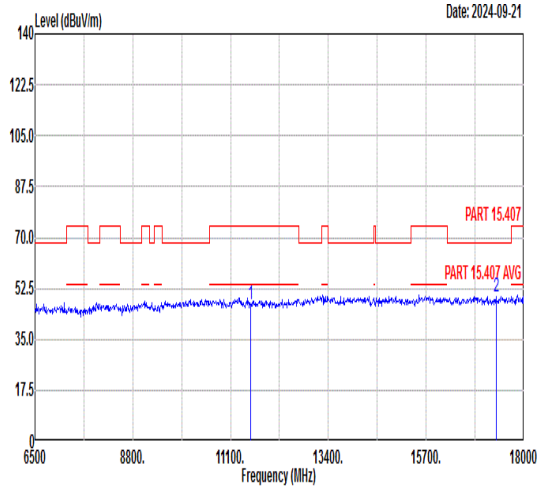 Freq Level Limit Line Margin Read Level Ant Factor Cable Loss Preamp Factor APos TPos Remark MHz dBuV/m dBuV/m dB dBuV dB/m dB dB cm deg 1 11570.00 47.05 74.00 -26.95 58.34 39.23 12.93 63.45 --- --- Peak 2 17355.00 49.46 68.30 -18.84 57.02 41.99 15.81 65.36 --- --- Peak	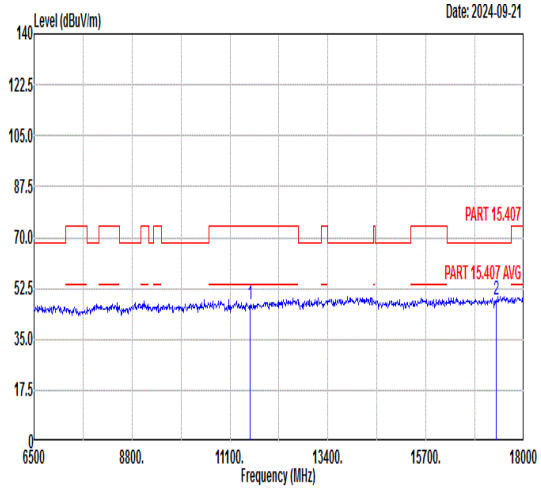 Freq Level Limit Line Margin Read Level Ant Factor Cable Loss Preamp Factor APos TPos Remark MHz dBuV/m dBuV/m dB dBuV dB/m dB dB cm deg 1 11570.00 46.97 74.00 -27.03 58.26 39.23 12.93 63.45 --- --- Peak 2 17355.00 48.48 68.30 -19.82 56.04 41.99 15.81 65.36 --- --- Peak

Mode	59	
	Band Edge	
	U-NII-3_5.725-5.85_802.11ax HE20_CH165_Full_5825MHz	
ANT	CDD 0+1	
Pol.	Horizontal	Fundamental
Peak	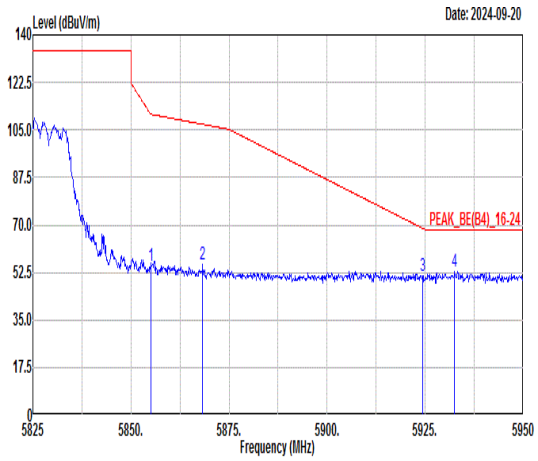 Freq Level Limit Line Margin (dB) Read Level Ant Factor Cable Loss Preamp Factor APos TPos Remark MHz dBuV/m dBuV/m dBuV dB/m dB dB cm deg 1 5855.00 55.07 110.80 -55.73 41.12 36.40 10.29 32.74 125 215 PEAK 2 5868.25 55.56 107.09 -51.53 41.57 36.42 10.32 32.75 125 215 PEAK 3 5924.38 51.48 68.76 -17.28 37.32 36.49 10.44 32.77 125 215 PEAK 4 5932.50 52.75 68.30 -15.55 38.56 36.51 10.45 32.77 125 215 PEAK	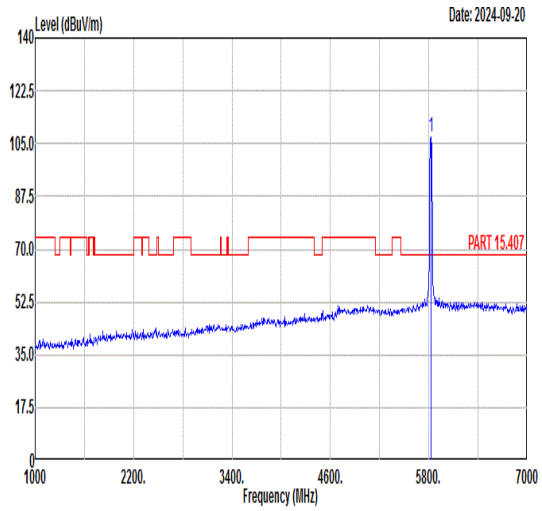 Freq Level Limit Line Margin (dB) Read Level Ant Factor Cable Loss Preamp Factor APos TPos Remark MHz dBuV/m dBuV/m dBuV dB/m dB dB cm deg 1 5825.00 107.10 ------ ------ 93.25 36.35 10.23 32.73 125 215 PEAK
Avg	Blank	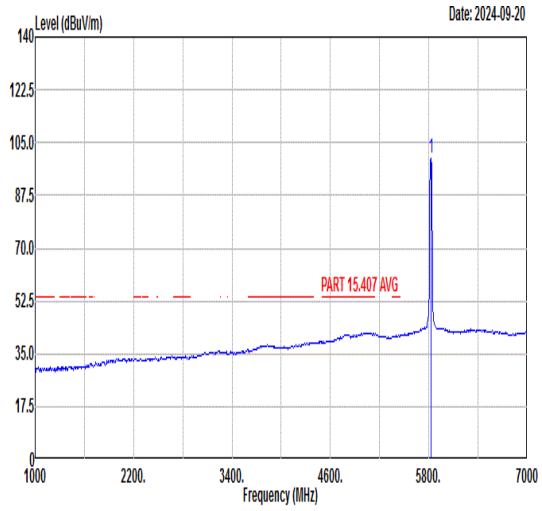 Freq Level Limit Line Margin (dB) Read Level Ant Factor Cable Loss Preamp Factor APos TPos Remark MHz dBuV/m dBuV/m dBuV dB/m dB dB cm deg 1 5825.00 100.10 ------ ------ 86.25 36.35 10.23 32.73 125 215 AVERAGE

Mode	59	
	Band Edge	
	U-NII-3_5.725-5.85_802.11ax HE20_CH165_Full_5825MHz	
ANT	CDD 0+1	
Pol.	Vertical	Fundamental
Peak	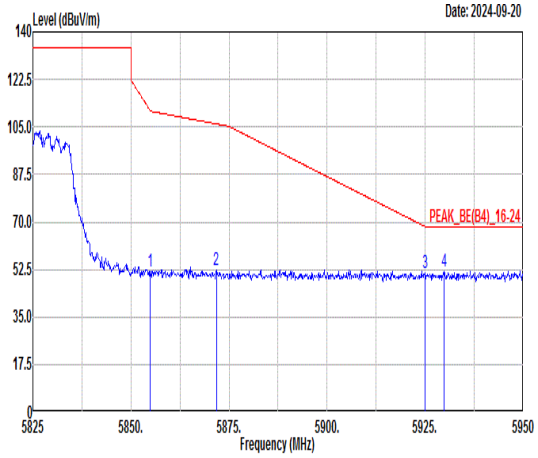 Freq Level Limit Line Margin (dB) Read Level Ant Factor Cable Loss Preamp Factor APos TPos Remark MHz dBuV/m dBuV/m dBuV dB/m dB dB cm deg 1 5854.88 51.93 111.08 -59.15 37.98 36.40 10.29 32.74 228 200 PEAK 2 5871.75 52.10 106.11 -54.01 38.10 36.42 10.33 32.75 228 200 PEAK 3 5925.00 51.23 68.30 -17.07 37.07 36.49 10.44 32.77 228 200 PEAK 4 5929.75 51.89 68.30 -16.41 37.71 36.50 10.45 32.77 228 200 PEAK	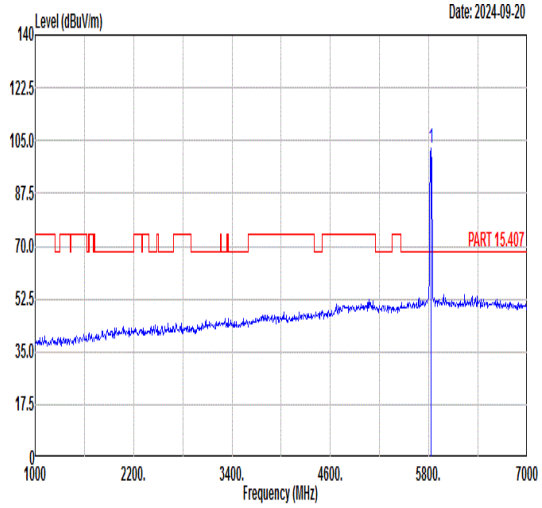 Freq Level Limit Line Margin (dB) Read Level Ant Factor Cable Loss Preamp Factor APos TPos Remark MHz dBuV/m dBuV/m dBuV dB/m dB dB cm deg 1 5825.00 102.59 ------ ------ 88.74 36.35 10.23 32.73 228 200 PEAK
Avg	Blank	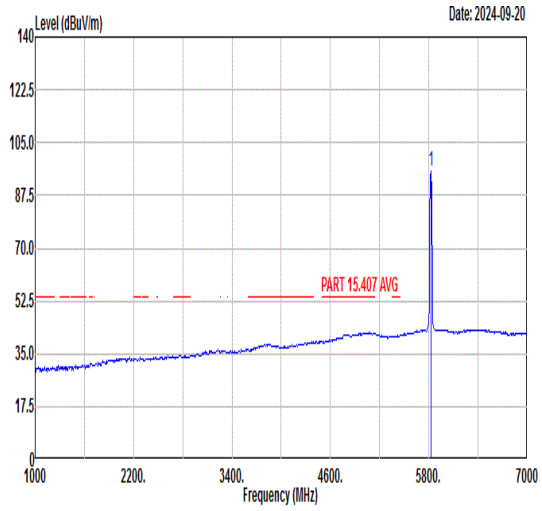 Freq Level Limit Line Margin (dB) Read Level Ant Factor Cable Loss Preamp Factor APos TPos Remark MHz dBuV/m dBuV/m dBuV dB/m dB dB cm deg 1 5825.00 95.36 ------ ------ 81.51 36.35 10.23 32.73 228 200 AVERAGE

Mode	59	
	Harmonic	
	U-NII-3_5.725-5.85_802.11ax HE20_CH165_Full_5825MHz	
ANT	CDD 0+1	
Pol.	Horizontal	Vertical
Peak Avg	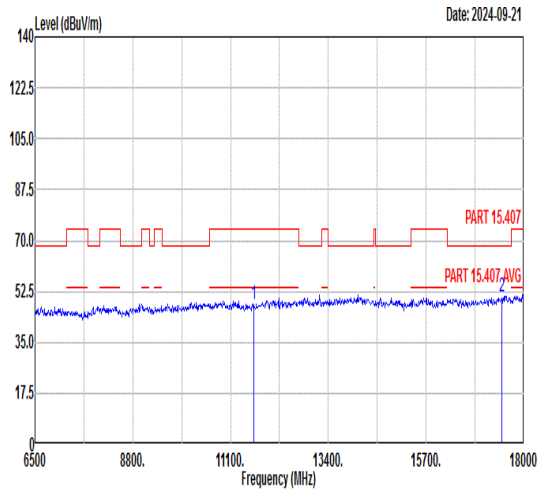 Freq Level Limit Line Margin Read Level Ant Factor Cable Loss Preamp Factor APos TPos Remark MHz dBuV/m dBuV/m dB dBuV dB/m dB dB cm deg 1 11650.00 47.94 74.00 -26.06 59.14 39.26 12.99 63.45 --- --- Peak 2 17475.00 50.60 68.30 -17.70 58.01 42.12 15.90 65.43 --- --- Peak	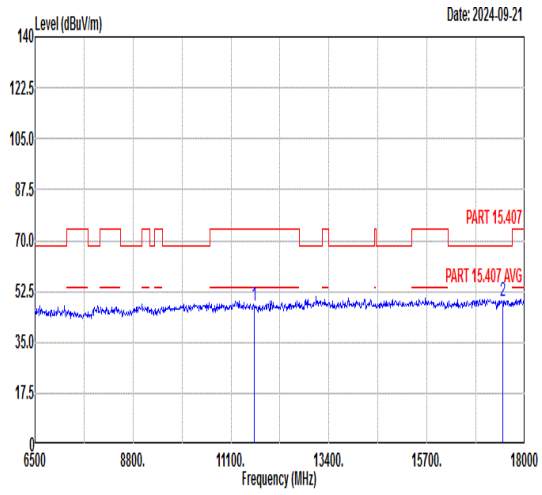 Freq Level Limit Line Margin Read Level Ant Factor Cable Loss Preamp Factor APos TPos Remark MHz dBuV/m dBuV/m dB dBuV dB/m dB dB cm deg 1 11650.00 47.74 74.00 -26.26 58.94 39.26 12.99 63.45 --- --- Peak 2 17475.00 49.40 68.30 -18.90 56.81 42.12 15.90 65.43 --- --- Peak

Mode	60	
	Band Edge - L	
	U-NII-3_5.725-5.85_802.11ax HE40_CH151_Full_5755MHz	
ANT	CDD 0+1	
Pol.	Horizontal	Fundamental
Peak	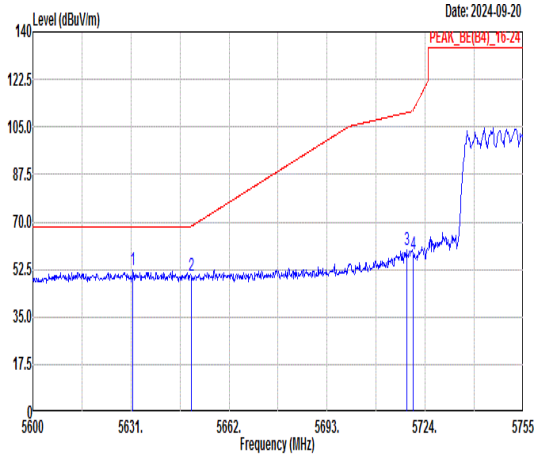 Freq Level Limit Line Margin (dB) Read Level Ant Factor Cable Loss Preamp Factor APos TPos Remark MHz dBuV/m dBuV/m dBuV dB/m dB dB cm deg 1 5631.62 52.28 68.30 -16.02 39.03 36.08 9.82 32.65 137 168 PEAK 2 5650.07 49.93 68.35 -18.42 36.62 36.11 9.86 32.66 137 168 PEAK 3 5718.11 59.88 110.27 -50.39 46.36 36.21 10.00 32.69 137 168 PEAK 4 5720.13 57.94 111.09 -53.15 44.41 36.21 10.01 32.69 137 168 PEAK	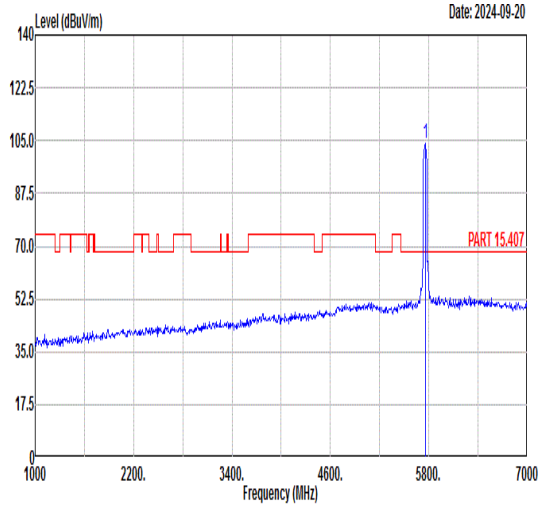 Freq Level Limit Line Margin (dB) Read Level Ant Factor Cable Loss Preamp Factor APos TPos Remark MHz dBuV/m dBuV/m dBuV dB/m dB dB cm deg 1 5755.00 104.00 ------ ------ 90.34 36.27 10.10 32.71 137 168 PEAK
Avg	Blank	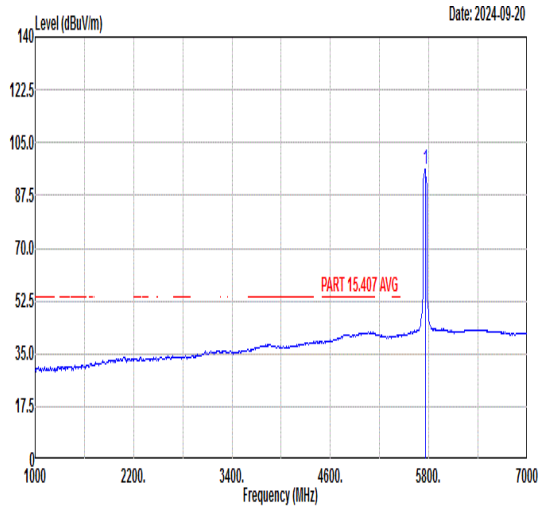 Freq Level Limit Line Margin (dB) Read Level Ant Factor Cable Loss Preamp Factor APos TPos Remark MHz dBuV/m dBuV/m dBuV dB/m dB dB cm deg 1 5755.00 96.15 ------ ------ 82.52 36.25 10.08 32.70 137 168 AVERAGE

Mode	60	
	Band Edge - R	
	U-NII-3_5.725-5.85_802.11ax HE40_CH151_Full_5755MHz	
ANT	CDD 0+1	
Pol.	Horizontal	Fundamental
Peak	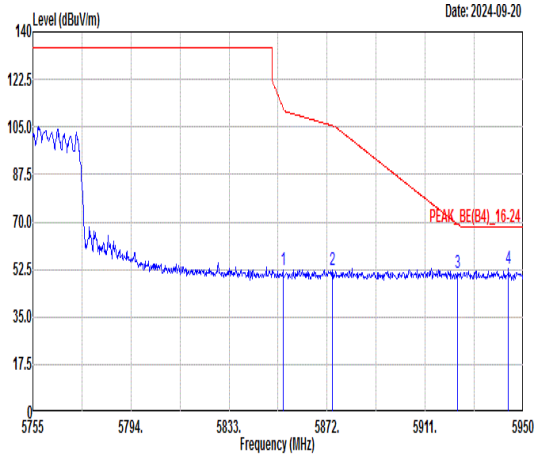 Freq Level Limit Line Margin (dB) Read Level Ant Factor Cable Loss Preamp Factor APos TPos Remark MHz dBuV/m dBuV/m dBuV dB/m dB dB cm deg 1 5854.45 52.06 112.05 -59.99 38.11 36.40 10.29 32.74 137 168 PEAK 2 5874.15 52.26 105.44 -53.18 38.26 36.42 10.33 32.75 137 168 PEAK 3 5923.87 51.40 69.13 -17.73 37.24 36.49 10.44 32.77 137 168 PEAK 4 5944.15 53.04 68.30 -15.26 38.82 36.52 10.48 32.78 137 168 PEAK	Blank

Mode	60	
	Band Edge - L	
	U-NII-3_5.725-5.85_802.11ax HE40_CH151_Full_5755MHz	
ANT	CDD 0+1	
Pol.	Vertical	Fundamental
Peak	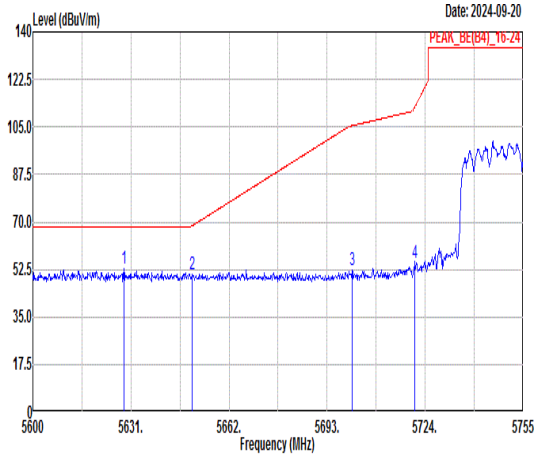 Freq Level Limit Line Margin (dB) Read Level Ant Factor Cable Loss Preamp Factor APos TPos Remark MHz dBuV/m dBuV/m dBuV dB/m dB dB cm deg 1 5628.83 52.87 68.30 -15.43 39.62 36.08 9.82 32.65 400 229 PEAK 2 5650.22 50.79 68.46 -17.67 37.48 36.11 9.86 32.66 400 229 PEAK 3 5700.91 52.33 105.45 -53.12 38.86 36.18 9.97 32.68 400 229 PEAK 4 5720.59 54.90 112.15 -57.25 41.37 36.21 10.01 32.69 400 229 PEAK	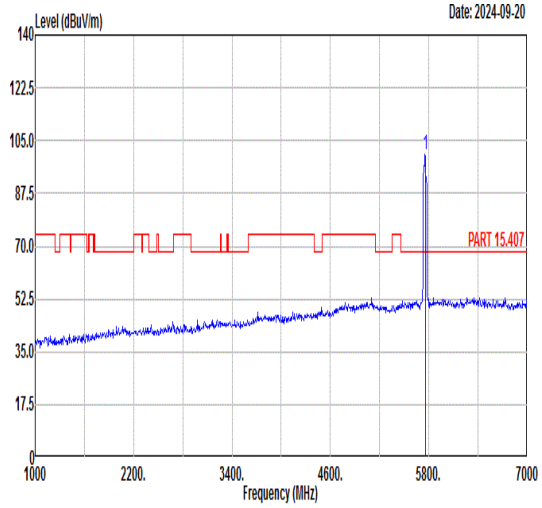 Freq Level Limit Line Margin (dB) Read Level Ant Factor Cable Loss Preamp Factor APos TPos Remark MHz dBuV/m dBuV/m dBuV dB/m dB dB cm deg 1 5755.00 100.32 ------ ------ 86.69 36.25 10.08 32.70 400 229 PEAK
Avg	Blank	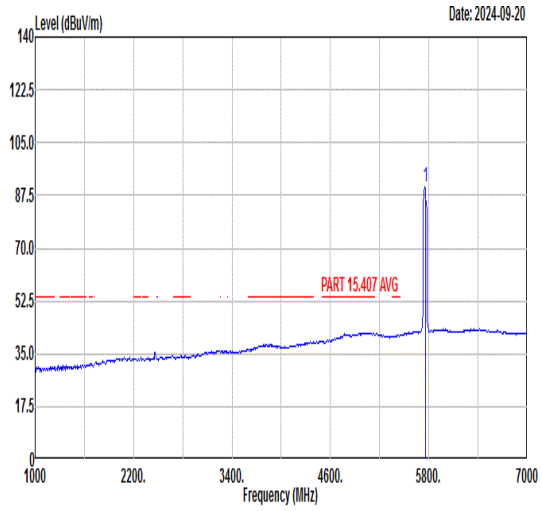 Freq Level Limit Line Margin (dB) Read Level Ant Factor Cable Loss Preamp Factor APos TPos Remark MHz dBuV/m dBuV/m dBuV dB/m dB dB cm deg 1 5755.00 90.11 ------ ------ 76.48 36.25 10.08 32.70 400 229 AVERAGE

Mode	60	
	Band Edge - R	
	U-NII-3_5.725-5.85_802.11ax HE40_CH151_Full_5755MHz	
ANT	CDD 0+1	
Pol.	Vertical	Fundamental
Peak	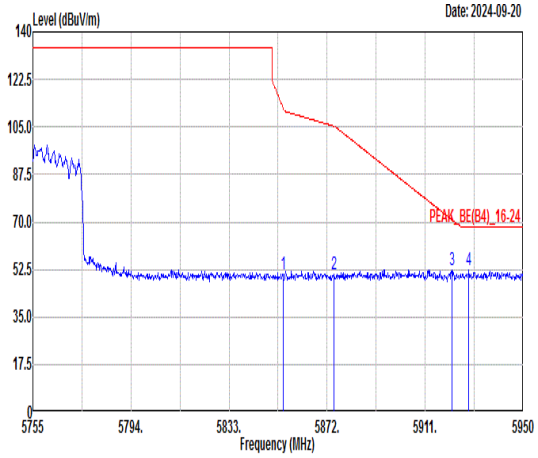 Freq Level Limit Line Margin (dB) Read Level Ant Factor Cable Loss Preamp Factor APos TPos Remark MHz dBuV/m dBuV/m dBuV dB/m dB dB cm deg 1 5854.45 50.47 112.05 -61.58 36.52 36.40 10.29 32.74 400 229 PEAK 2 5874.73 50.96 105.28 -54.32 36.96 36.42 10.33 32.75 400 229 PEAK 3 5921.53 52.34 70.85 -18.51 38.19 36.49 10.43 32.77 400 229 PEAK 4 5928.36 52.24 68.30 -16.06 38.06 36.50 10.45 32.77 400 229 PEAK	Blank

Mode	61
	Band Edge - L
	U-NII-3_5.725-5.85_802.11ax HE40_CH159_Full_5795MHz
ANT	CDD 0+1

Pol.	Horizontal	Fundamental
Peak	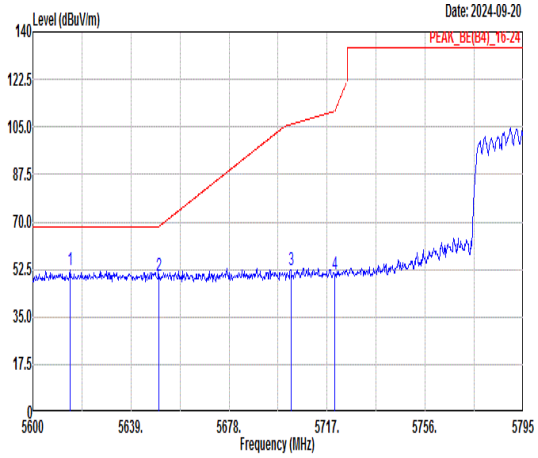 Freq Level Limit Line Margin (dB) Read Level Ant Factor Cable Loss Preamp Factor APos TPos Remark MHz dBuV/m dBuV/m dBuV dB/m dB dB cm deg 1 5614.82 52.10 68.30 -16.20 38.90 36.06 9.79 32.65 137 142 PEAK 2 5650.12 50.31 68.39 -18.08 37.00 36.11 9.86 32.66 137 142 PEAK 3 5702.57 52.34 105.92 -53.58 38.87 36.18 9.97 32.68 137 142 PEAK 4 5720.12 50.93 111.07 -60.14 37.40 36.21 10.01 32.69 137 142 PEAK	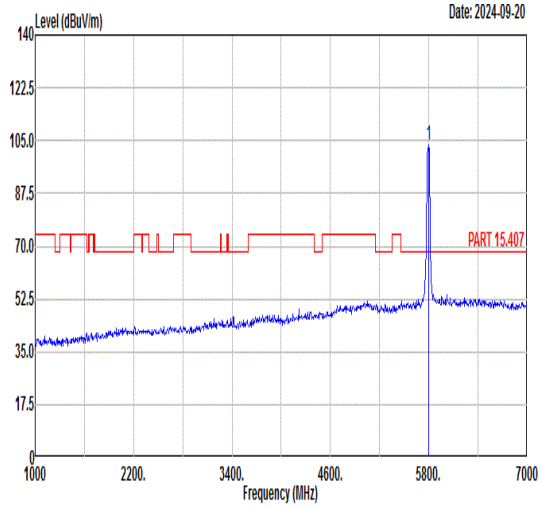 Freq Level Limit Line Margin (dB) Read Level Ant Factor Cable Loss Preamp Factor APos TPos Remark MHz dBuV/m dBuV/m dBuV dB/m dB dB cm deg 1 5795.00 103.53 ------ ------ 89.78 36.31 10.16 32.72 137 142 PEAK
Avg	Blank	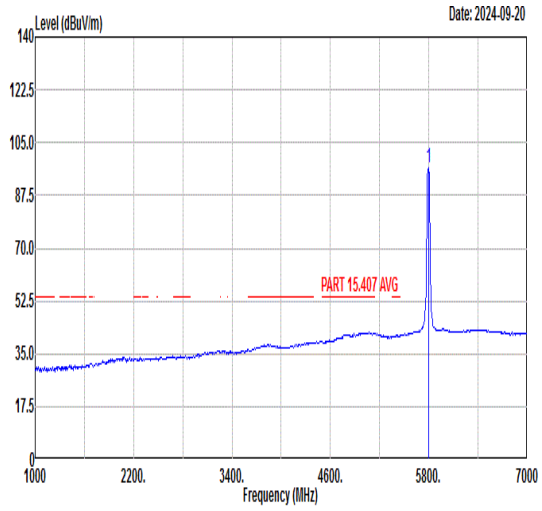 Freq Level Limit Line Margin (dB) Read Level Ant Factor Cable Loss Preamp Factor APos TPos Remark MHz dBuV/m dBuV/m dBuV dB/m dB dB cm deg 1 5795.00 96.54 ------ ------ 82.79 36.31 10.16 32.72 137 142 AVERAGE

Mode	61	
	Band Edge - R	
	U-NII-3_5.725-5.85_802.11ax HE40_CH159_Full_5795MHz	
ANT	CDD 0+1	
Pol.	Horizontal	Fundamental
Peak	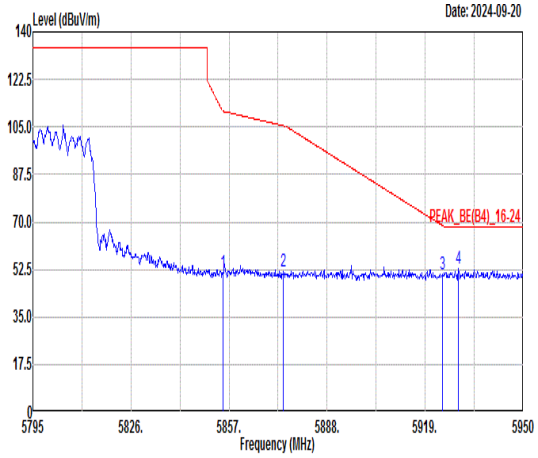 Freq Level Limit Line Margin (dB) Read Level Ant Factor Cable Loss Preamp Factor APos TPos Remark MHz dBuV/m dBuV/m dBuV dB/m dB dB cm deg 1 5854.99 51.05 110.83 -59.78 37.10 36.40 10.29 32.74 137 142 PEAK 2 5874.21 51.56 105.42 -53.86 37.56 36.42 10.33 32.75 137 142 PEAK 3 5924.43 50.82 68.72 -17.90 36.66 36.49 10.44 32.77 137 142 PEAK 4 5929.54 52.99 68.30 -15.31 38.81 36.50 10.45 32.77 137 142 PEAK	Blank

Mode	61
	Band Edge - L
	U-NII-3_5.725-5.85_802.11ax HE40_CH159_Full_5795MHz
ANT	CDD 0+1

Pol.	Vertical	Fundamental
Peak	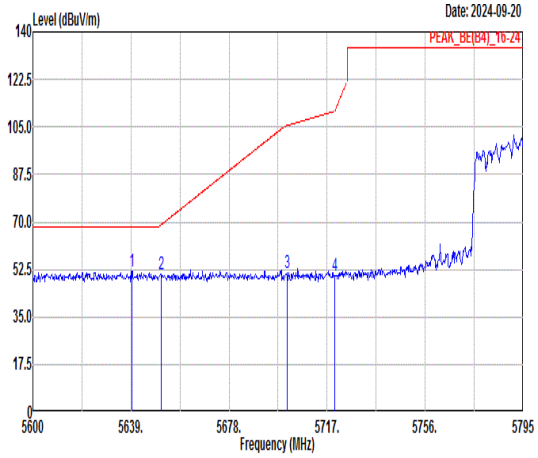 Freq Level Limit Line Margin (dB) Read Level Ant Factor Cable Loss Preamp Factor APos TPos Remark MHz dBuV/m dBuV/m dBuV dB/m dB dB cm deg 1 5639.39 51.94 68.30 -16.36 38.66 36.10 9.84 32.66 100 143 PEAK 2 5650.90 50.96 68.96 -18.00 37.65 36.11 9.86 32.66 100 143 PEAK 3 5701.01 51.47 105.48 -54.01 38.00 36.18 9.97 32.68 100 143 PEAK 4 5720.12 50.05 111.07 -61.02 36.52 36.21 10.01 32.69 100 143 PEAK	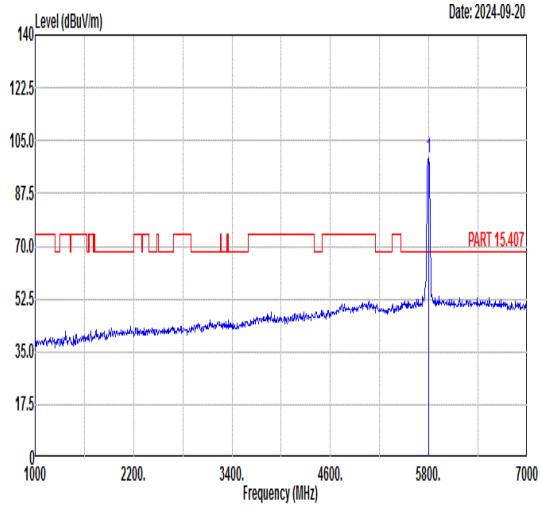 Freq Level Limit Line Margin (dB) Read Level Ant Factor Cable Loss Preamp Factor APos TPos Remark MHz dBuV/m dBuV/m dBuV dB/m dB dB cm deg 1 5795.00 99.57 ------ ------ 85.82 36.31 10.16 32.72 100 143 PEAK
Avg	Blank	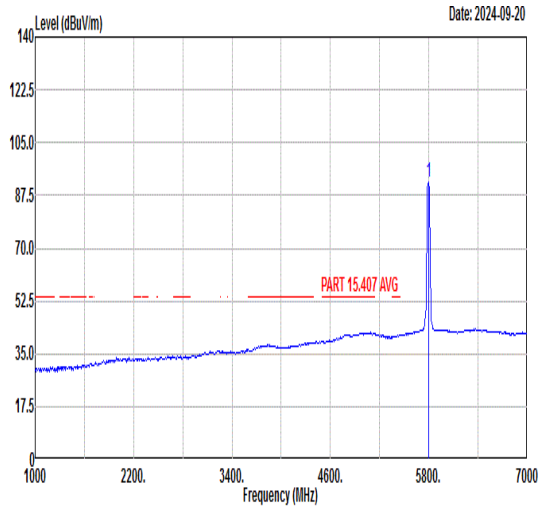 Freq Level Limit Line Margin (dB) Read Level Ant Factor Cable Loss Preamp Factor APos TPos Remark MHz dBuV/m dBuV/m dBuV dB/m dB dB cm deg 1 5795.00 92.19 ------ ------ 78.44 36.31 10.16 32.72 100 143 AVERAGE

Mode	61	
	Band Edge - R	
	U-NII-3_5.725-5.85_802.11ax HE40_CH159_Full_5795MHz	
ANT	CDD 0+1	
Pol.	Vertical	Fundamental
Peak	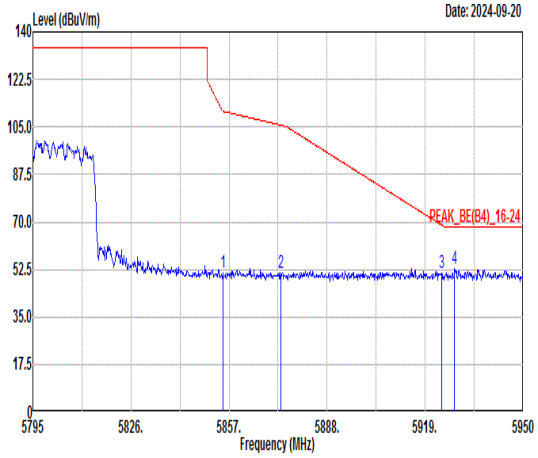 Freq Level Limit Line Margin (dB) Read Level Ant Factor Cable Loss Preamp Factor APos TPos Remark MHz dBuV/m dBuV/m dBuV dB/m dB dB cm deg 1 5854.99 51.11 110.83 -59.72 37.16 36.40 10.29 32.74 100 143 PEAK 2 5873.43 51.31 105.64 -54.33 37.31 36.42 10.33 32.75 100 143 PEAK 3 5924.12 51.31 68.95 -17.64 37.15 36.49 10.44 32.77 100 143 PEAK 4 5928.30 52.66 68.30 -15.64 38.48 36.50 10.45 32.77 100 143 PEAK	Blank

Mode	62
	Band Edge - L
	U-NII-3_5.725-5.85_802.11ax HE80_CH155_Full_5775MHz
ANT	CDD 0+1

Pol.	Horizontal	Fundamental
Peak	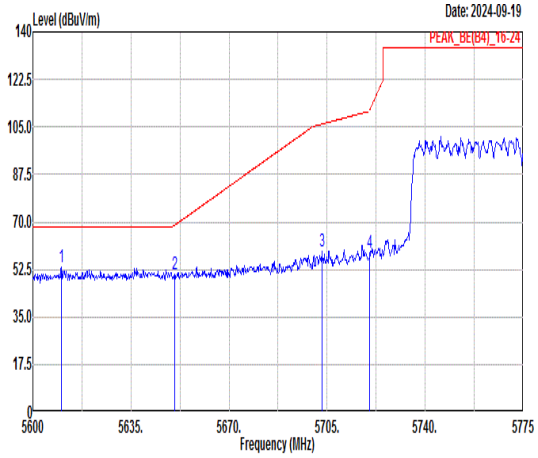 Freq Level Limit Line Margin (dB) Read Level Ant Factor Cable Loss Preamp Factor APos TPos Remark MHz dBuV/m dBuV/m dBuV dB/m dB dB cm deg 1 5610.15 53.34 68.30 -14.96 40.15 36.05 9.78 32.64 226 175 PEAK 2 5650.58 50.61 68.73 -18.12 37.30 36.11 9.86 32.66 226 175 PEAK 3 5703.08 59.18 106.06 -46.88 45.71 36.18 9.97 32.68 226 175 PEAK 4 5720.23 58.74 111.31 -52.57 45.21 36.21 10.01 32.69 226 175 PEAK	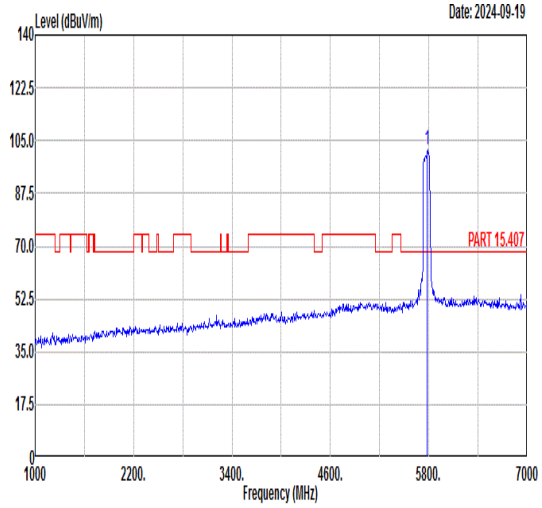 Freq Level Limit Line Margin (dB) Read Level Ant Factor Cable Loss Preamp Factor APos TPos Remark MHz dBuV/m dBuV/m dBuV dB/m dB dB cm deg 1 5775.00 101.97 ------ ------ 88.24 36.30 10.15 32.72 226 175 PEAK
Avg	Blank	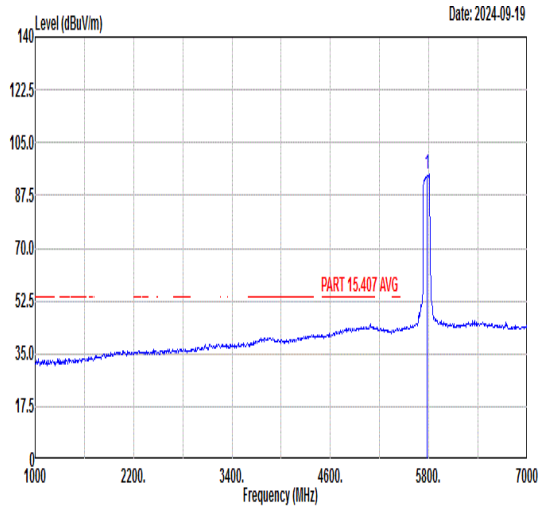 Freq Level Limit Line Margin (dB) Read Level Ant Factor Cable Loss Preamp Factor APos TPos Remark MHz dBuV/m dBuV/m dBuV dB/m dB dB cm deg 1 5775.00 94.47 ------ ------ 80.65 36.34 10.20 32.72 226 175 AVERAGE

Mode	62	
	Band Edge - R	
	U-NII-3_5.725-5.85_802.11ax HE80_CH155_Full_5775MHz	
ANT	CDD 0+1	
Pol.	Horizontal	Fundamental
Peak	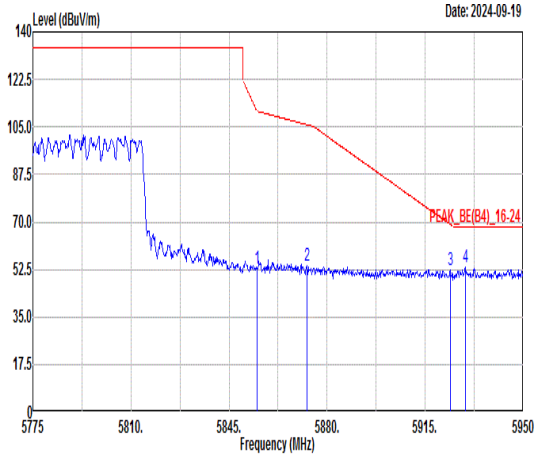 Freq Level Limit Line Margin (dB) Read Level Ant Factor Cable Loss Preamp Factor APos TPos Remark MHz dBuV/m dBuV/m dBuV dB/m dB dB cm deg 1 5854.98 52.98 110.86 -57.88 39.03 36.40 10.29 32.74 226 175 PEAK 2 5872.83 53.77 105.81 -52.04 39.77 36.42 10.33 32.75 226 175 PEAK 3 5923.93 52.05 69.09 -17.04 37.89 36.49 10.44 32.77 226 175 PEAK 4 5929.35 53.54 68.30 -14.76 39.36 36.50 10.45 32.77 226 175 PEAK	Blank

Mode	62	
	Band Edge - L	
	U-NII-3_5.725-5.85_802.11ax HE80_CH155_Full_5775MHz	
ANT	CDD 0+1	
Pol.	Vertical	Fundamental
Peak	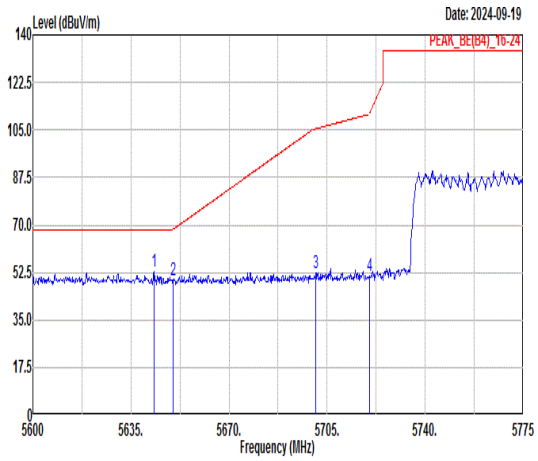 Freq Level Limit Line Margin (dB) Read Level Ant Factor Cable Loss Preamp Factor APos TPos Remark MHz dBuV/m dBuV/m dBuV dB/m dB dB cm deg 1 5643.23 52.58 68.30 -15.72 39.29 36.10 9.85 32.66 200 95 PEAK 2 5650.05 49.86 68.34 -18.48 36.55 36.11 9.86 32.66 200 95 PEAK 3 5700.98 52.49 105.47 -52.98 39.02 36.18 9.97 32.68 200 95 PEAK 4 5720.05 51.29 110.91 -59.62 37.76 36.21 10.01 32.69 200 95 PEAK	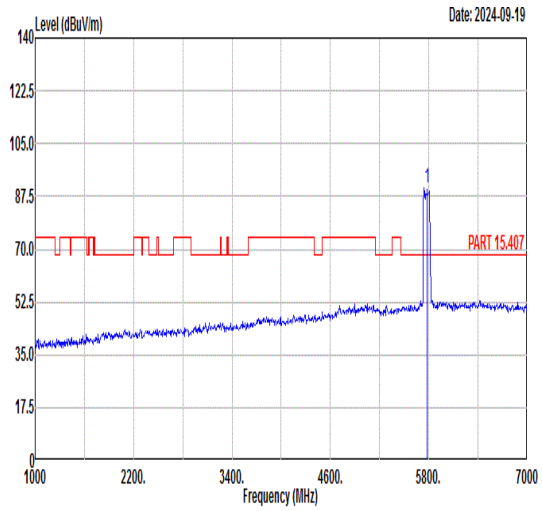 Freq Level Limit Line Margin (dB) Read Level Ant Factor Cable Loss Preamp Factor APos TPos Remark MHz dBuV/m dBuV/m dBuV dB/m dB dB cm deg 1 5775.00 90.47 ------ ------ 76.88 36.24 10.05 32.70 200 95 PEAK
Avg	Blank	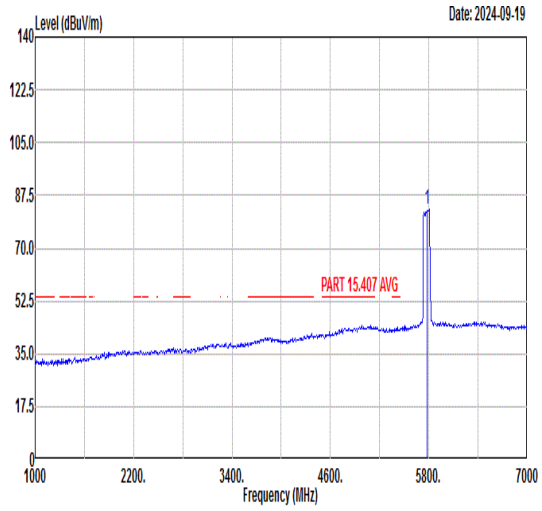 Freq Level Limit Line Margin (dB) Read Level Ant Factor Cable Loss Preamp Factor APos TPos Remark MHz dBuV/m dBuV/m dBuV dB/m dB dB cm deg 1 5775.00 83.03 ------ ------ 69.21 36.34 10.20 32.72 200 95 AVERAGE

Mode	62	
	Band Edge - R	
	U-NII-3_5.725-5.85_802.11ax HE80_CH155_Full_5775MHz	
ANT	CDD 0+1	
Pol.	Vertical	Fundamental
Peak	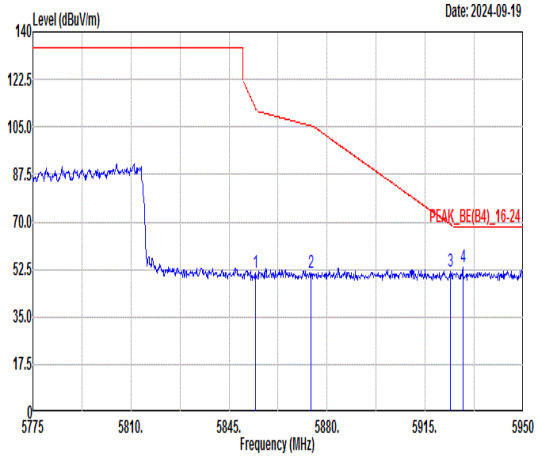 Freq Level Limit Line Margin (dB) Read Level Ant Factor Cable Loss Preamp Factor APos TPos Remark MHz dBuV/m dBuV/m dBuV dB/m dB dB cm deg 1 5854.45 51.32 112.05 -60.73 37.37 36.40 10.29 32.74 200 95 PEAK 2 5874.23 51.39 105.42 -54.03 37.39 36.42 10.33 32.75 200 95 PEAK 3 5923.93 51.76 69.09 -17.33 37.60 36.49 10.44 32.77 200 95 PEAK 4 5928.48 53.40 68.30 -14.90 39.22 36.50 10.45 32.77 200 95 PEAK	Blank

Mode	62	
	Harmonic	
	U-NII-3_5.725-5.85_802.11ax HE80_CH155_Full_5775MHz	
ANT	CDD 0+1	
Pol.	Horizontal	Vertical
Peak Avg	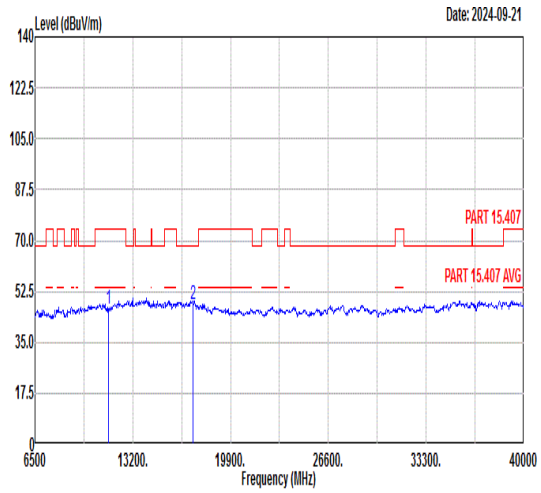 Freq Level Limit Line Margin Read Level Ant Factor Cable Loss Preamp Factor APos TPos Remark MHz dBuV/m dBuV/m dB dBuV dB/m dB dB cm deg 1 11550.00 46.27 74.00 -27.73 57.58 39.22 12.92 63.45 --- --- Peak 2 17325.00 47.89 68.30 -20.41 55.49 41.96 15.79 65.35 --- --- Peak	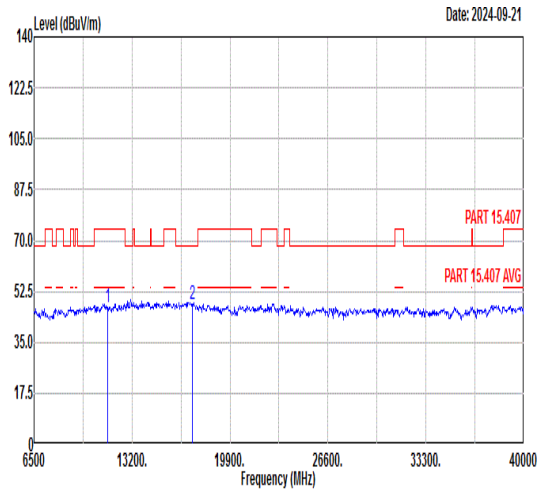 Freq Level Limit Line Margin Read Level Ant Factor Cable Loss Preamp Factor APos TPos Remark MHz dBuV/m dBuV/m dB dBuV dB/m dB dB cm deg 1 11550.00 47.13 74.00 -26.87 58.44 39.22 12.92 63.45 --- --- Peak 2 17325.00 47.99 68.30 -20.31 55.59 41.96 15.79 65.35 --- --- Peak

Mode	63	
	Band Edge	
	U-NII-1_5.15-5.25_802.11ax HE20_CH36_Partial RU_5180MHz	
ANT	CDD 0+1	
Pol.	Horizontal	Fundamental
Peak	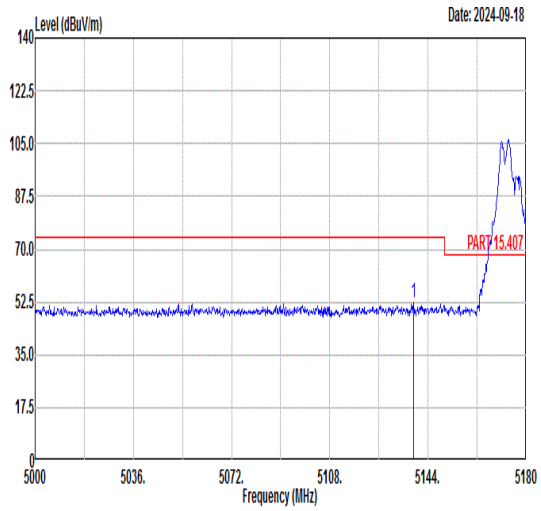 Freq Level Limit Line Margin (dB) Read Level Ant Factor Cable Loss Preamp Factor APos TPos Remark MHz dBuV/m dBuV/m dBuV dB/m dB dB cm deg 1 5138.60 52.33 74.00 -21.67 40.37 36.12 8.51 32.67 400 180 PEAK	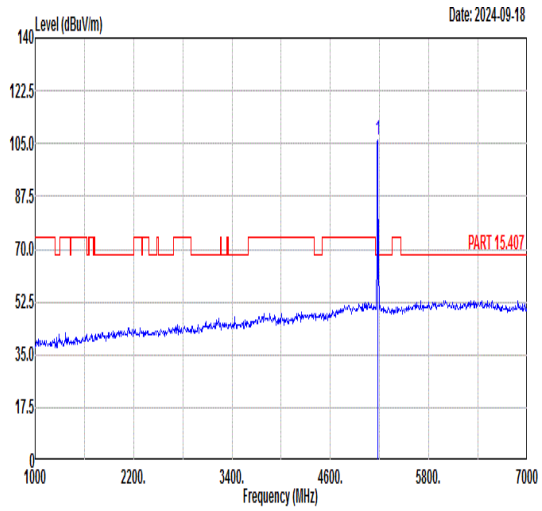 Freq Level Limit Line Margin (dB) Read Level Ant Factor Cable Loss Preamp Factor APos TPos Remark MHz dBuV/m dBuV/m dBuV dB/m dB dB cm deg 1 5180.00 106.32 ------ ------ 94.31 36.09 8.58 32.66 400 180 PEAK
Avg	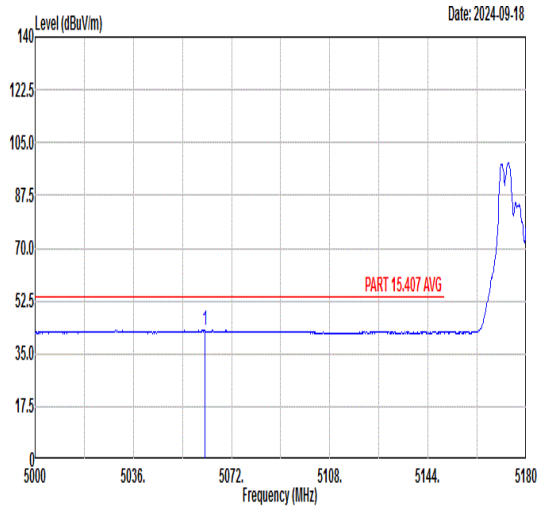 Freq Level Limit Line Margin (dB) Read Level Ant Factor Cable Loss Preamp Factor APos TPos Remark MHz dBuV/m dBuV/m dBuV dB/m dB dB cm deg 1 5062.10 42.82 54.00 -11.18 30.98 36.16 8.37 32.69 400 180 AVERAGE	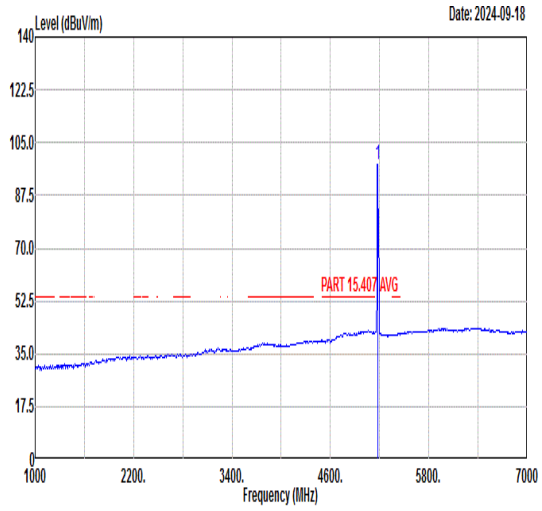 Freq Level Limit Line Margin (dB) Read Level Ant Factor Cable Loss Preamp Factor APos TPos Remark MHz dBuV/m dBuV/m dBuV dB/m dB dB cm deg 1 5180.00 97.64 ------ ------ 85.63 36.09 8.58 32.66 400 180 AVERAGE

Mode	63	
	Band Edge	
	U-NII-1_5.15-5.25_802.11ax HE20_CH36_Partial RU_5180MHz	
ANT	CDD 0+1	
Pol.	Vertical	Fundamental
Peak	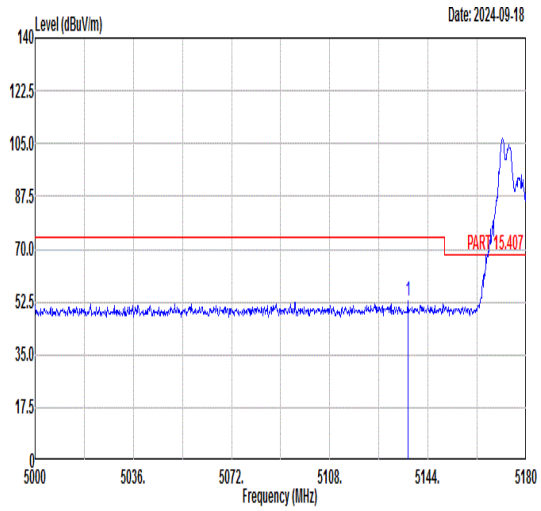 Freq Level Limit Line Margin (dB) Read Level Ant Factor Cable Loss Preamp Factor APos TPos Remark MHz dBuV/m dBuV/m dBuV dB/m dB dB cm deg 1 5136.62 53.01 74.00 -20.99 41.05 36.12 8.51 32.67 300 259 PEAK	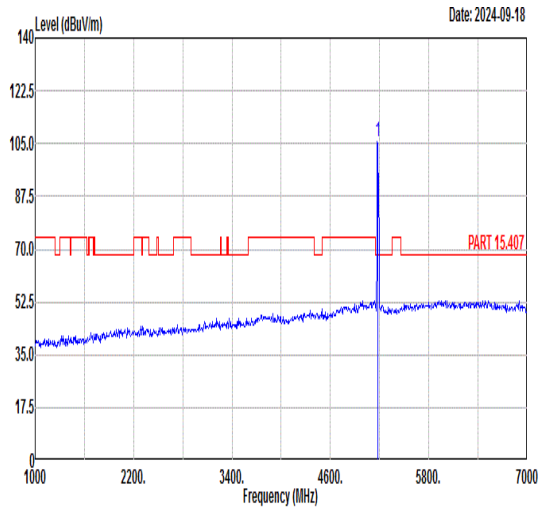 Freq Level Limit Line Margin (dB) Read Level Ant Factor Cable Loss Preamp Factor APos TPos Remark MHz dBuV/m dBuV/m dBuV dB/m dB dB cm deg 1 5180.00 105.68 ------ ------ 93.68 36.10 8.57 32.67 300 259 PEAK
Avg	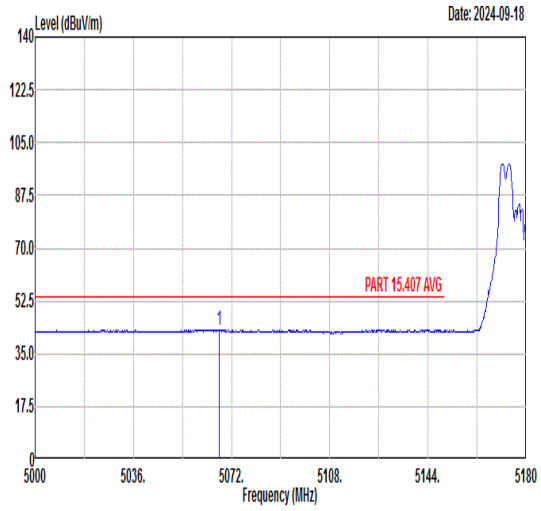 Freq Level Limit Line Margin (dB) Read Level Ant Factor Cable Loss Preamp Factor APos TPos Remark MHz dBuV/m dBuV/m dBuV dB/m dB dB cm deg 1 5067.50 42.93 54.00 -11.07 31.08 36.16 8.38 32.69 300 259 AVERAGE	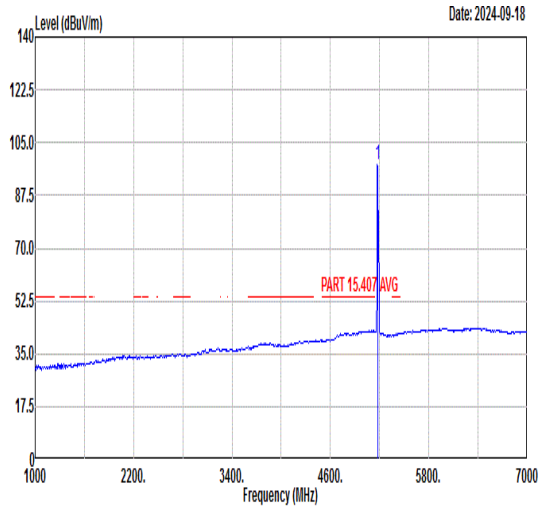 Freq Level Limit Line Margin (dB) Read Level Ant Factor Cable Loss Preamp Factor APos TPos Remark MHz dBuV/m dBuV/m dBuV dB/m dB dB cm deg 1 5180.00 97.77 ------ ------ 85.77 36.10 8.57 32.67 300 259 AVERAGE

Mode	64	
	Band Edge	
	U-NII-2A_5.47-5.725_802.11ax HE20_CH64_Partial RU_5320MHz	
ANT	CDD 0+1	
Pol.	Horizontal	Fundamental
Peak	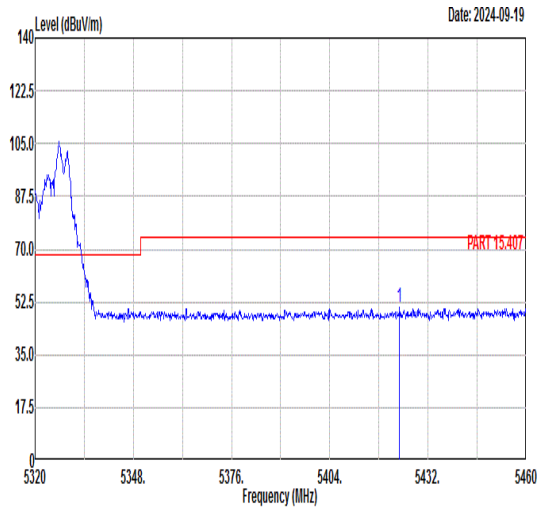 Freq Level Limit Line Margin (dB) Read Level Ant Factor Cable Loss Preamp Factor APos TPos Remark MHz dBuV/m dBuV/m dBuV dB/m dB dB cm deg 1 5423.88 50.55 74.00 -23.45 37.55 35.95 9.67 32.62 259 159 PEAK	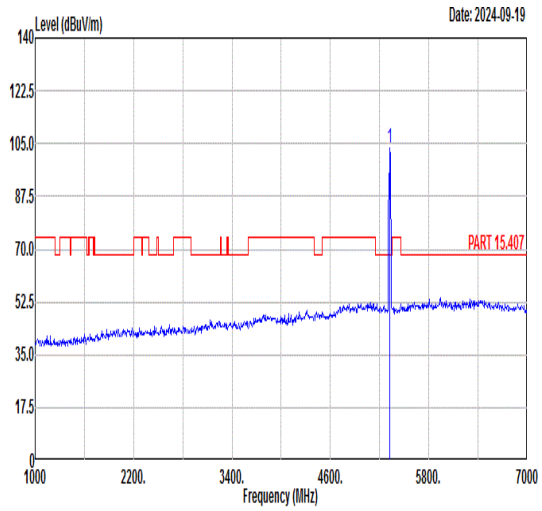 Freq Level Limit Line Margin (dB) Read Level Ant Factor Cable Loss Preamp Factor APos TPos Remark MHz dBuV/m dBuV/m dBuV dB/m dB dB cm deg 1 5320.00 103.71 ------ ------ 91.10 36.00 9.24 32.63 259 159 PEAK
Avg	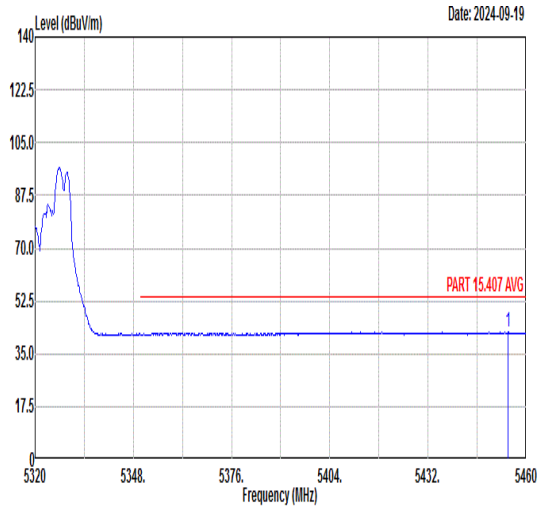 Freq Level Limit Line Margin (dB) Read Level Ant Factor Cable Loss Preamp Factor APos TPos Remark MHz dBuV/m dBuV/m dBuV dB/m dB dB cm deg 1 5454.82 42.13 54.00 -11.87 29.13 35.93 9.68 32.61 259 159 AVERAGE	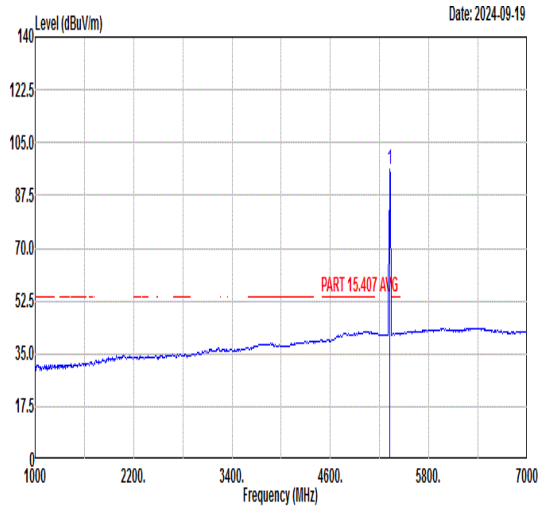 Freq Level Limit Line Margin (dB) Read Level Ant Factor Cable Loss Preamp Factor APos TPos Remark MHz dBuV/m dBuV/m dBuV dB/m dB dB cm deg 1 5320.00 96.26 ------ ------ 83.65 36.00 9.24 32.63 259 159 AVERAGE

Mode	64	
	Band Edge	
	U-NII-2A_5.47-5.725_802.11ax HE20_CH64_Partial RU_5320MHz	
ANT	CDD 0+1	
Pol.	Vertical	Fundamental
Peak	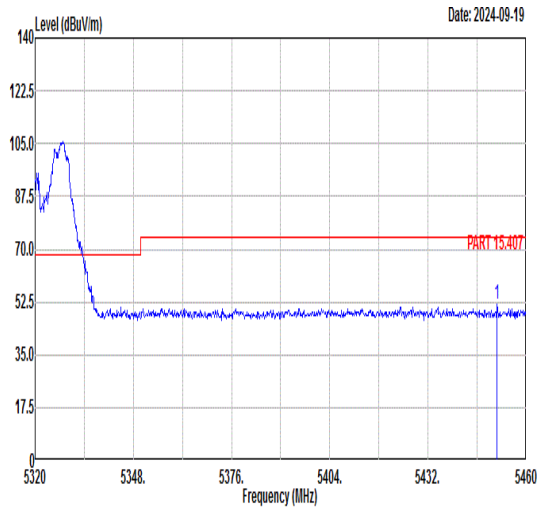 Freq Level Limit Line Margin (dB) Read Level Ant Factor Cable Loss Preamp Factor APos TPos Remark 1 5451.74 51.78 74.00 -22.22 38.78 35.93 9.68 32.61 276 235 PEAK	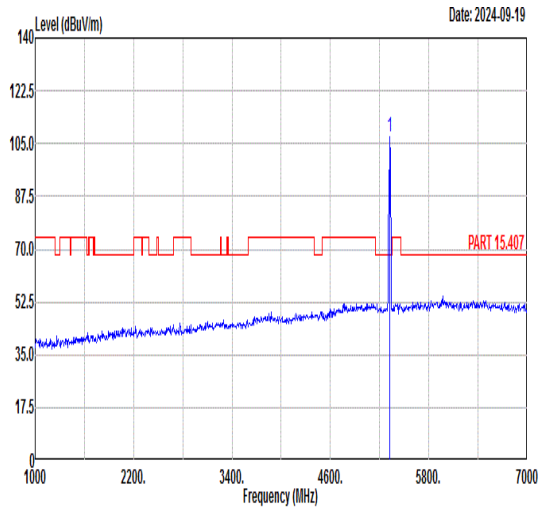 Freq Level Limit Line Margin (dB) Read Level Ant Factor Cable Loss Preamp Factor APos TPos Remark 1 5320.00 107.04 ------ ------ 94.43 36.00 9.24 32.63 276 235 PEAK
Avg	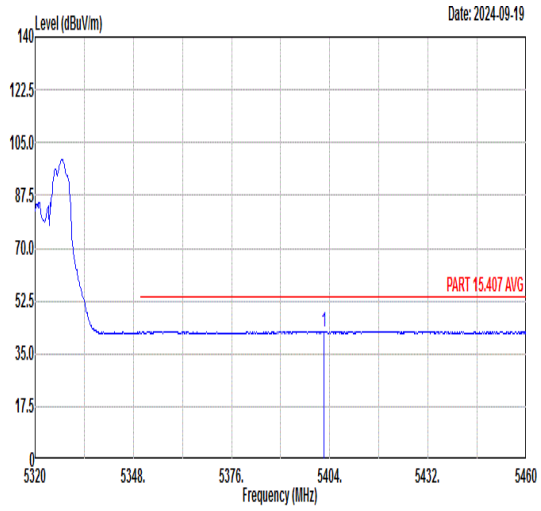 Freq Level Limit Line Margin (dB) Read Level Ant Factor Cable Loss Preamp Factor APos TPos Remark 1 5402.32 42.50 54.00 -11.50 29.52 35.96 9.64 32.62 276 235 AVERAGE	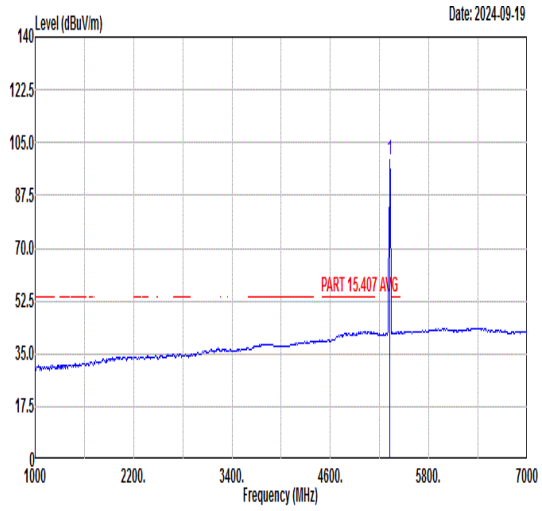 Freq Level Limit Line Margin (dB) Read Level Ant Factor Cable Loss Preamp Factor APos TPos Remark 1 5320.00 99.16 ------ ------ 86.55 36.00 9.24 32.63 276 235 AVERAGE

Mode	65	
	Band Edge	
	U-NII-2C_5.725-5.85_802.11ax HE20_CH100_Partial RU_5500MHz	
ANT	CDD 0+1	
Pol.	Horizontal	Fundamental
Peak	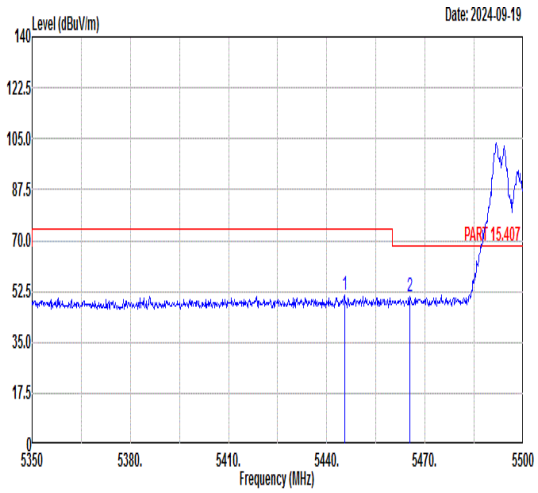 Freq Level Limit Line Margin (dB) Read Level Ant Factor Cable Loss Preamp Factor APos TPos Remark 1 5445.40 MHz 51.17 dBuV/m 74.00 dBuV/m -22.83 38.17 dBuV 35.93 dB/m 9.68 dB 32.61 dB 400 cm 187 deg PEAK 2 5465.35 50.63 68.30 -17.67 37.63 35.92 9.69 32.61 400 187 PEAK	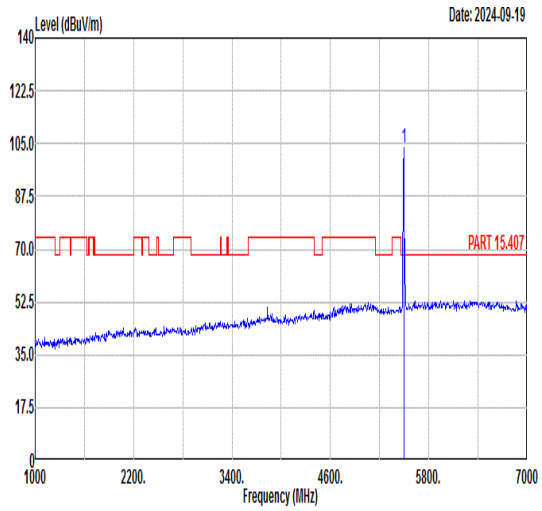 Freq Level Limit Line Margin (dB) Read Level Ant Factor Cable Loss Preamp Factor APos TPos Remark 1 5500.00 MHz 103.31 dBuV/m ------ ------ dBuV 90.31 dB/m 35.90 dB 9.70 dB 32.60 cm 400 deg 187 PEAK
Avg	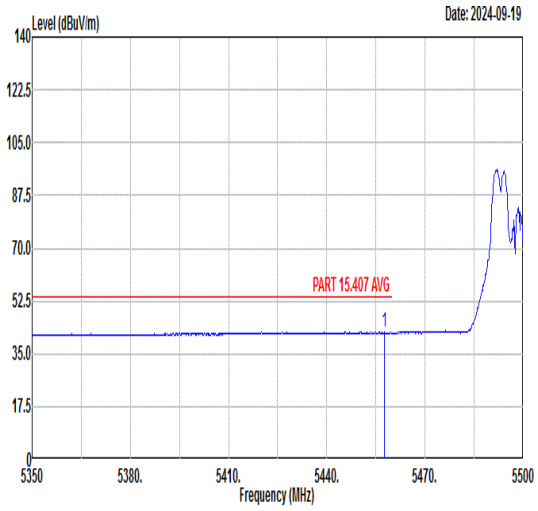 Freq Level Limit Line Margin (dB) Read Level Ant Factor Cable Loss Preamp Factor APos TPos Remark 1 5457.70 MHz 42.18 dBuV/m 54.00 dBuV/m -11.82 29.17 dBuV 35.93 dB/m 9.69 dB 32.61 dB 400 cm 187 deg AVERAGE	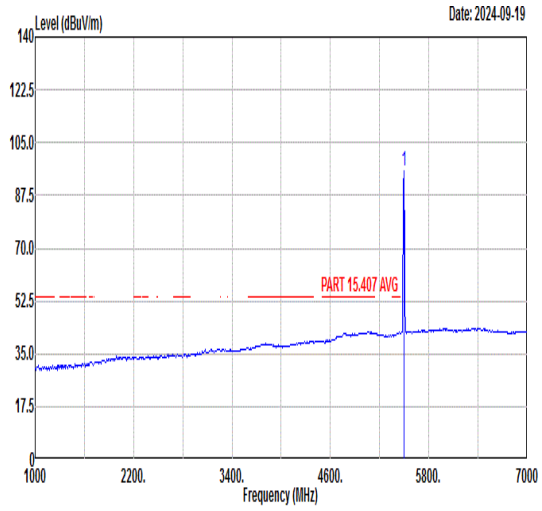 Freq Level Limit Line Margin (dB) Read Level Ant Factor Cable Loss Preamp Factor APos TPos Remark 1 5500.00 MHz 95.64 dBuV/m ------ ------ dBuV 82.64 dB/m 35.90 dB 9.70 dB 32.60 cm 400 deg 187 AVERAGE

Mode	65	
	Band Edge	
	U-NII-2C_5.725-5.85_802.11ax HE20_CH100_Partial RU_5500MHz	
ANT	CDD 0+1	
Pol.	Vertical	Fundamental
Peak	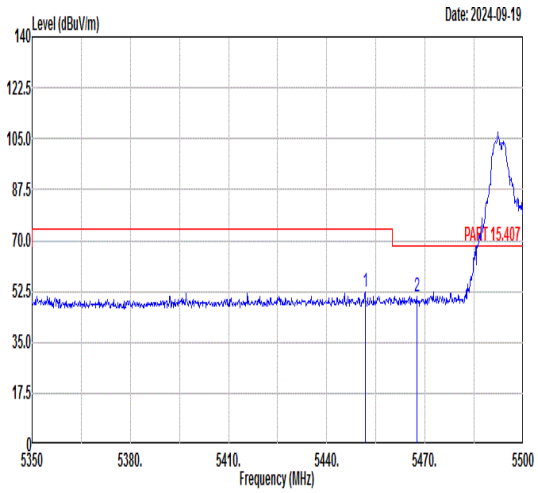 Freq Level Limit Line Margin (dB) Read Level Ant Factor Cable Loss Preamp Factor APos TPos Remark 1 5451.70 MHz 52.12 dBuV/m 74.00 -21.88 39.12 dBuV 35.93 dB/m 9.68 dB 32.61 dB 246 cm 235 deg PEAK 2 5467.45 50.87 68.30 -17.43 37.87 35.92 9.69 32.61 246 235 PEAK	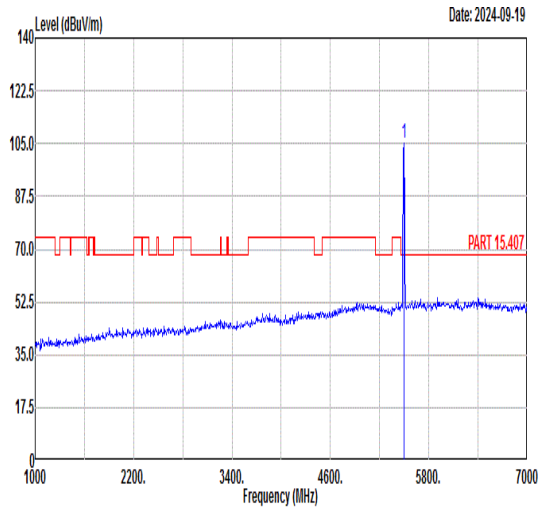 Freq Level Limit Line Margin (dB) Read Level Ant Factor Cable Loss Preamp Factor APos TPos Remark 1 5500.00 105.15 dBuV/m ------ ------ 92.15 dBuV 35.90 dB/m 9.70 dB 32.60 dB 246 cm 235 deg PEAK
Avg	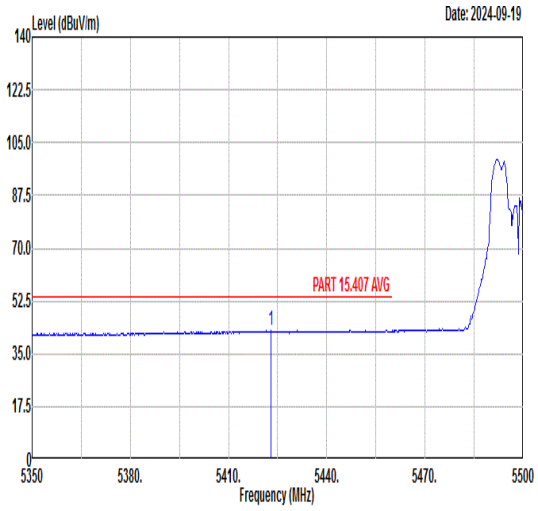 Freq Level Limit Line Margin (dB) Read Level Ant Factor Cable Loss Preamp Factor APos TPos Remark 1 5422.90 MHz 42.68 dBuV/m 54.00 -11.32 29.68 dBuV 35.95 dB/m 9.67 dB 32.62 dB 246 cm 235 deg AVERAGE	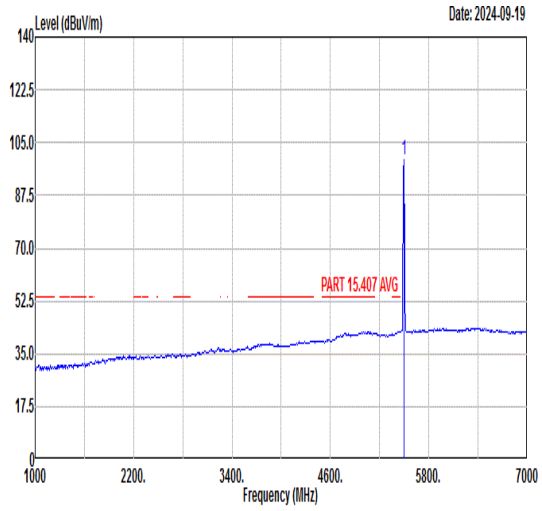 Freq Level Limit Line Margin (dB) Read Level Ant Factor Cable Loss Preamp Factor APos TPos Remark 1 5500.00 MHz 99.43 dBuV/m ------ ------ 86.43 dBuV 35.90 dB/m 9.70 dB 32.60 dB 246 cm 235 deg AVERAGE

Mode	66	
	Band Edge	
	U-NII-2C_5.725-5.85_802.11ax HE20_CH140_Partial RU_5700MHz	
ANT	CDD 0+1	
Pol.	Horizontal	Fundamental
Peak	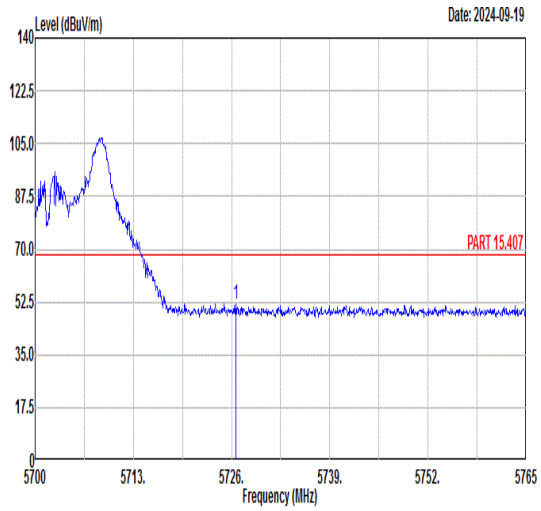 Freq Level Limit Line Margin (dB) Read Level Ant Factor Cable Loss Preamp Factor APos TPos Remark MHz dBuV/m dBuV/m dBuV dB/m dB dB cm deg 1 5726.59 51.87 68.30 -16.43 38.32 36.22 10.02 32.69 400 168 PEAK	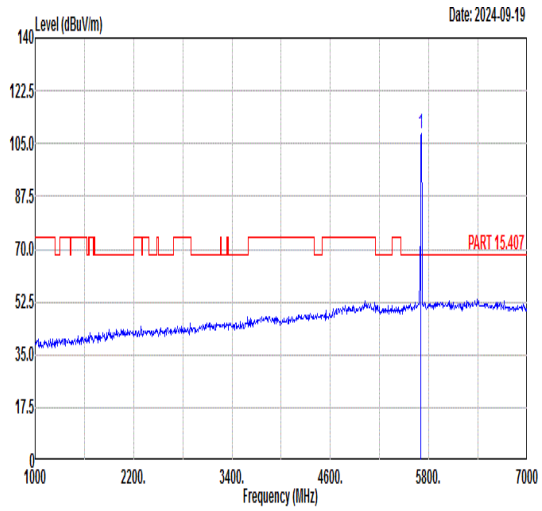 Freq Level Limit Line Margin (dB) Read Level Ant Factor Cable Loss Preamp Factor APos TPos Remark MHz dBuV/m dBuV/m dBuV dB/m dB dB cm deg 1 5700.00 108.44 ------ ------ 94.94 36.19 9.99 32.68 400 168 PEAK
Avg	Blank	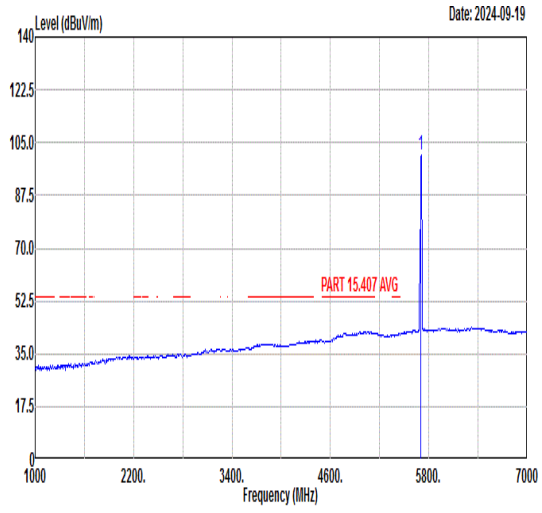 Freq Level Limit Line Margin (dB) Read Level Ant Factor Cable Loss Preamp Factor APos TPos Remark MHz dBuV/m dBuV/m dBuV dB/m dB dB cm deg 1 5700.00 100.74 ------ ------ 87.24 36.19 9.99 32.68 400 168 AVERAGE

Mode	66	
	Band Edge	
	U-NII-2C_5.725-5.85_802.11ax HE20_CH140_Partial RU_5700MHz	
ANT	CDD 0+1	
Pol.	Vertical	Fundamental
Peak	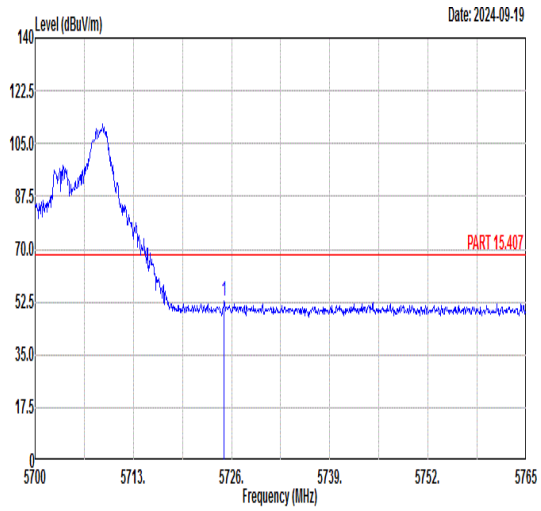 Freq Level Limit Line Margin (dB) Read Level Ant Factor Cable Loss Preamp Factor APos TPos Remark 1 5725.03 52.61 68.30 -15.69 39.06 36.22 10.02 32.69 300 255 PEAK	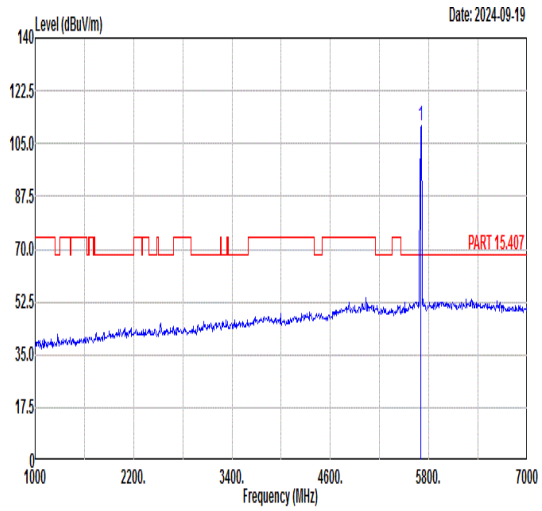 Freq Level Limit Line Margin (dB) Read Level Ant Factor Cable Loss Preamp Factor APos TPos Remark 1 5700.00 111.10 ------ ------ 97.60 36.19 9.99 32.68 300 255 PEAK
Avg	Blank	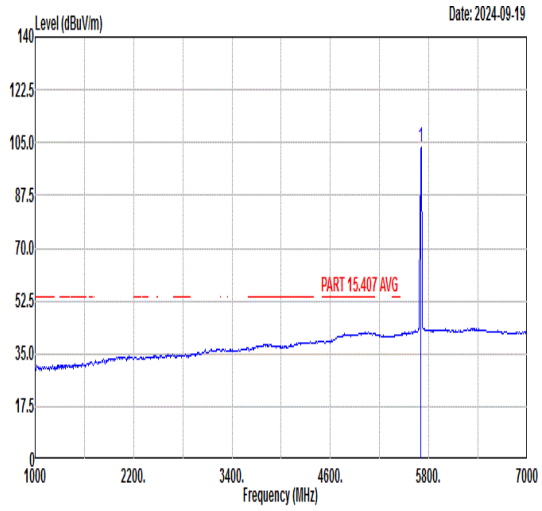 Freq Level Limit Line Margin (dB) Read Level Ant Factor Cable Loss Preamp Factor APos TPos Remark 1 5700.00 103.43 ------ ------ 89.93 36.19 9.99 32.68 300 255 AVERAGE

Mode	67	
	Band Edge	
	U-NII-3_5.725-5.85_802.11ax HE20_CH149_Partial RU_5745MHz	
ANT	CDD 0+1	
Pol.	Horizontal	Fundamental
Peak	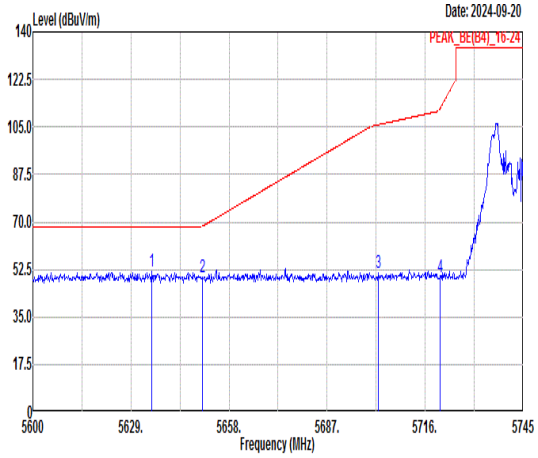 Freq Level Limit Line Margin (dB) Read Level Ant Factor Cable Loss Preamp Factor APos TPos Remark MHz dBuV/m dBuV/m dBuV dB/m dB dB cm deg 1 5635.24 51.78 68.30 -16.52 38.51 36.09 9.83 32.65 146 204 PEAK 2 5650.17 49.91 68.43 -18.52 36.60 36.11 9.86 32.66 146 204 PEAK 3 5702.23 51.30 105.82 -54.52 37.83 36.18 9.97 32.68 146 204 PEAK 4 5720.35 49.91 111.60 -61.69 36.38 36.21 10.01 32.69 146 204 PEAK	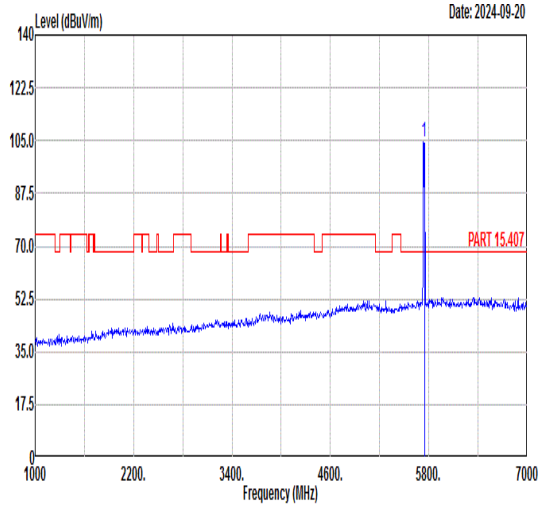 Freq Level Limit Line Margin (dB) Read Level Ant Factor Cable Loss Preamp Factor APos TPos Remark MHz dBuV/m dBuV/m dBuV dB/m dB dB cm deg 1 5745.00 104.65 ------ ------ 91.07 36.23 10.04 32.69 146 204 PEAK
Avg	Blank	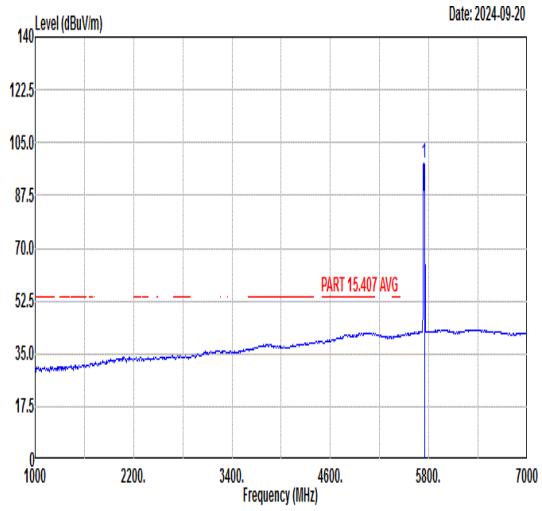 Freq Level Limit Line Margin (dB) Read Level Ant Factor Cable Loss Preamp Factor APos TPos Remark MHz dBuV/m dBuV/m dBuV dB/m dB dB cm deg 1 5745.00 98.09 ------ ------ 84.50 36.24 10.05 32.70 146 204 AVERAGE

Mode	67	
	Band Edge	
	U-NII-3_5.725-5.85_802.11ax HE20_CH149_Partial RU_5745MHz	
ANT	CDD 0+1	
Pol.	Vertical	Fundamental
Peak	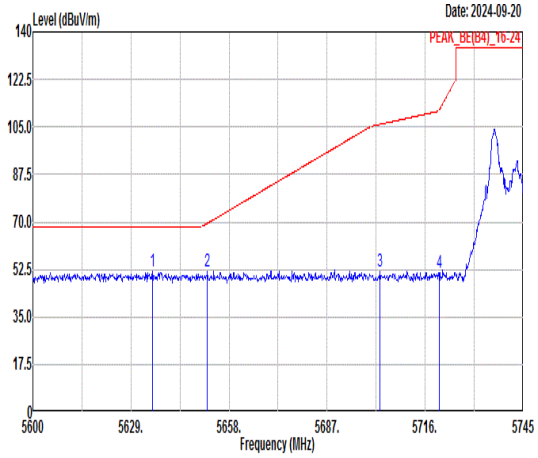 Freq Level Limit Line Margin (dB) Read Level Ant Factor Cable Loss Preamp Factor APos TPos Remark MHz dBuV/m dBuV/m dBuV dB/m dB dB cm deg 1 5635.38 51.57 68.30 -16.73 38.30 36.09 9.83 32.65 224 214 PEAK 2 5651.62 51.54 69.50 -17.96 38.23 36.11 9.86 32.66 224 214 PEAK 3 5702.52 51.64 105.91 -54.27 38.17 36.18 9.97 32.68 224 214 PEAK 4 5720.21 51.34 111.27 -59.93 37.81 36.21 10.01 32.69 224 214 PEAK	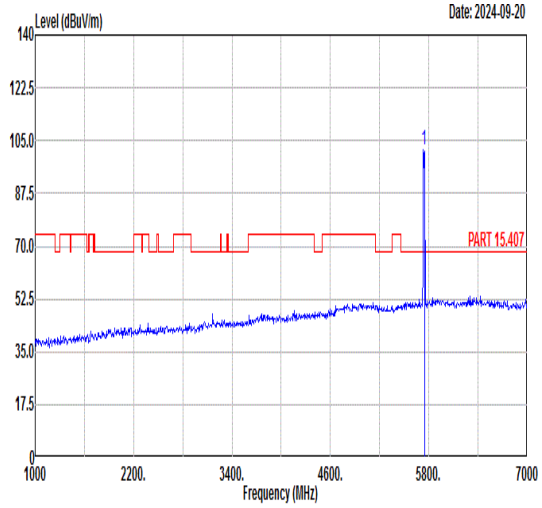 Freq Level Limit Line Margin (dB) Read Level Ant Factor Cable Loss Preamp Factor APos TPos Remark MHz dBuV/m dBuV/m dBuV dB/m dB dB cm deg 1 5745.00 102.22 ------ ------ 88.64 36.23 10.04 32.69 224 214 PEAK
Avg	Blank	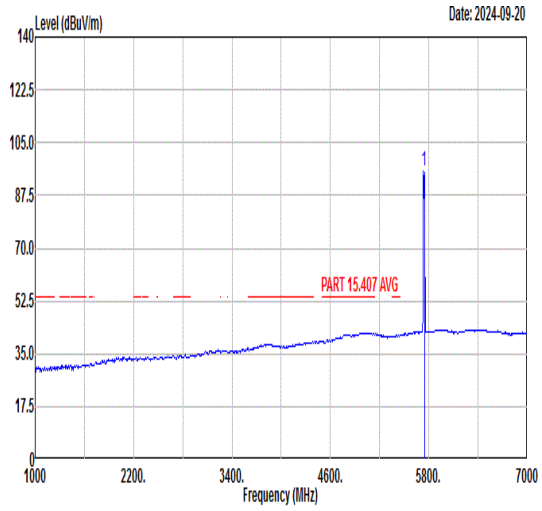 Freq Level Limit Line Margin (dB) Read Level Ant Factor Cable Loss Preamp Factor APos TPos Remark MHz dBuV/m dBuV/m dBuV dB/m dB dB cm deg 1 5745.00 95.41 ------ ------ 81.83 36.23 10.04 32.69 224 214 AVERAGE

Mode	68	
	Band Edge	
	U-NII-3_5.725-5.85_802.11ax HE20_CH165_Partial RU_5825MHz	
ANT	CDD 0+1	
Pol.	Horizontal	Fundamental
Peak	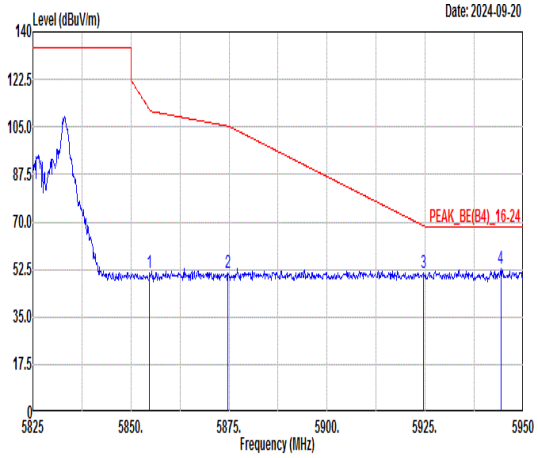 Freq Level Limit Line Margin (dB) Read Level Ant Factor Cable Loss Preamp Factor APos TPos Remark 1 5854.75 51.40 111.37 -59.97 37.45 36.40 10.29 32.74 125 215 PEAK 2 5874.75 51.50 105.27 -53.77 37.50 36.42 10.33 32.75 125 215 PEAK 3 5924.50 51.23 68.67 -17.44 37.07 36.49 10.44 32.77 125 215 PEAK 4 5944.25 52.73 68.30 -15.57 38.51 36.52 10.48 32.78 125 215 PEAK	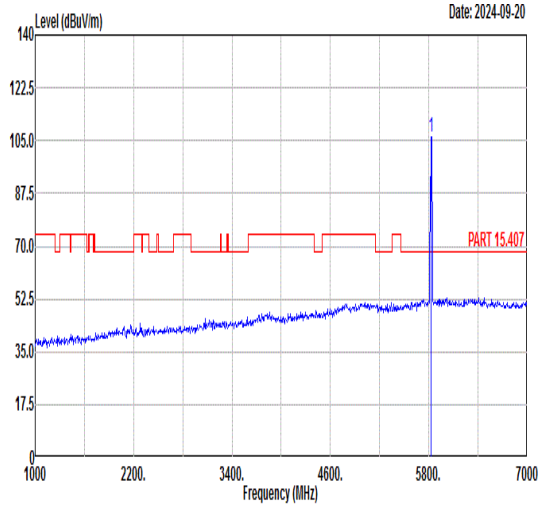 Freq Level Limit Line Margin (dB) Read Level Ant Factor Cable Loss Preamp Factor APos TPos Remark 1 5825.00 106.35 ------ ------ 92.48 36.36 10.24 32.73 125 215 PEAK
Avg	Blank	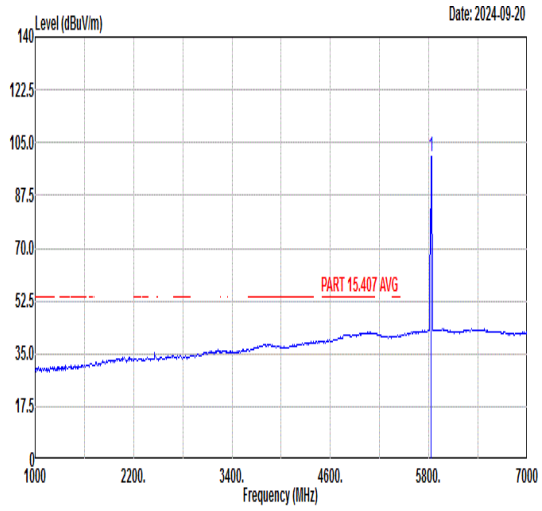 Freq Level Limit Line Margin (dB) Read Level Ant Factor Cable Loss Preamp Factor APos TPos Remark 1 5825.00 100.23 ------ ------ 86.36 36.36 10.24 32.73 125 215 AVERAGE

Mode	68	
	Band Edge	
	U-NII-3_5.725-5.85_802.11ax HE20_CH165_Partial RU_5825MHz	
ANT	CDD 0+1	
Pol.	Vertical	Fundamental
Peak	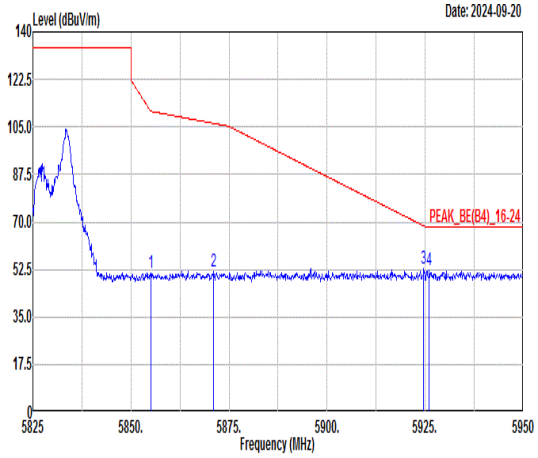 Freq Level Limit Line Margin (dB) Read Level Ant Factor Cable Loss Preamp Factor APos TPos Remark MHz dBuV/m dBuV/m dBuV dB/m dB dB cm deg 1 5855.00 51.43 110.80 -59.37 37.48 36.40 10.29 32.74 224 215 PEAK 2 5871.13 51.69 106.28 -54.59 37.69 36.42 10.33 32.75 224 215 PEAK 3 5924.63 52.80 68.58 -15.78 38.64 36.49 10.44 32.77 224 215 PEAK 4 5926.00 52.40 68.30 -15.90 38.23 36.50 10.44 32.77 224 215 PEAK	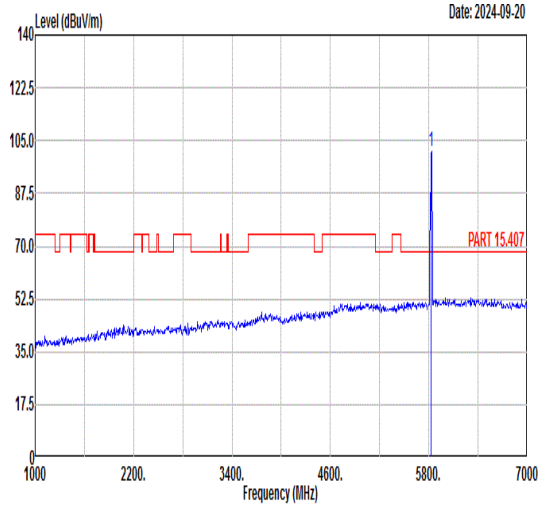 Freq Level Limit Line Margin (dB) Read Level Ant Factor Cable Loss Preamp Factor APos TPos Remark MHz dBuV/m dBuV/m dBuV dB/m dB dB cm deg 1 5825.00 101.47 ------ ------ 87.58 36.37 10.25 32.73 224 215 PEAK
Avg	Blank	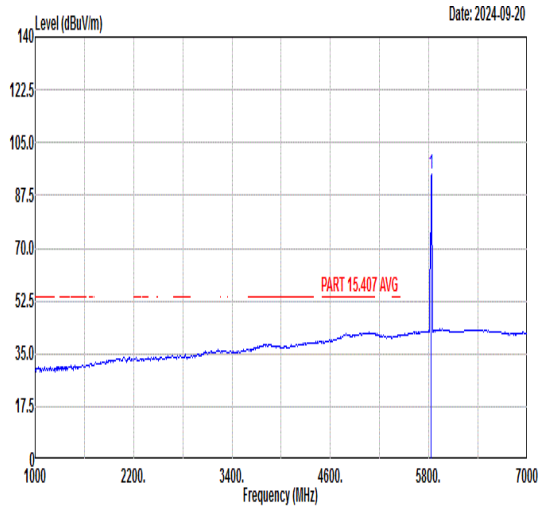 Freq Level Limit Line Margin (dB) Read Level Ant Factor Cable Loss Preamp Factor APos TPos Remark MHz dBuV/m dBuV/m dBuV dB/m dB dB cm deg 1 5825.00 94.77 ------ ------ 80.88 36.37 10.25 32.73 224 215 AVERAGE

Mode	69	
	LF	
	U-NII-2A_5.25-5.35_802.11ax HE80_CH58_LF_5290MHz	
ANT	CDD 0+1	
Pol.	Horizontal	Vertical
QP/ Peak	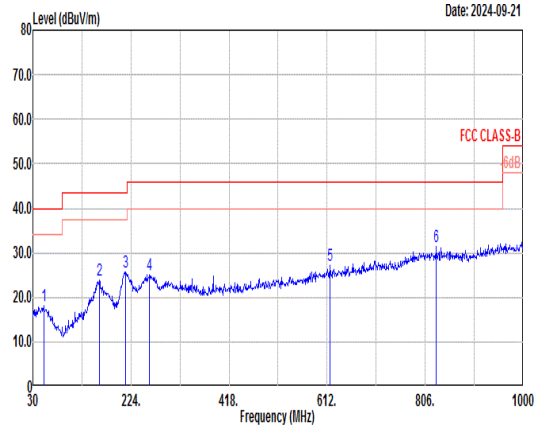	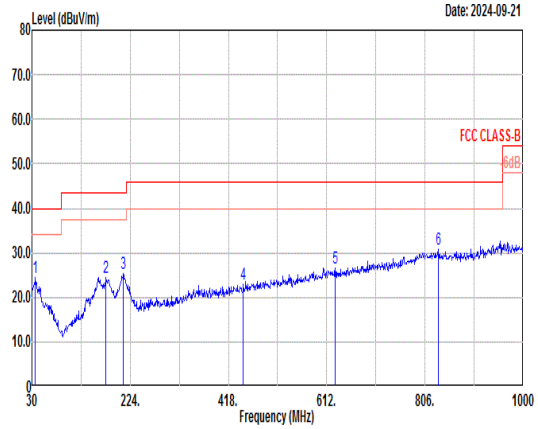

Horizontal:

	Freq	Level	Limit Line	Margin	Read Level	Ant Factor	Cable Loss	Preamp Factor	APos	TPos	Remark
	MHz	dBuV/m	dBuV/m	dB	dBuV	dB/m	dB	dB	cm	deg	
1	51.34	18.10	40.00	-21.90	35.25	14.00	0.72	31.87	---	---	Peak
2	161.92	23.84	43.50	-19.66	37.82	16.40	1.30	31.68	---	---	Peak
3	213.33	25.70	43.50	-17.80	40.91	14.90	1.49	31.60	---	---	Peak
4	260.86	25.00	46.00	-21.00	35.44	19.46	1.68	31.58	---	---	Peak
5	617.82	27.15	46.00	-18.85	30.00	25.70	2.59	31.14	---	---	Peak
6	828.31	31.28	46.00	-14.72	31.16	28.22	3.00	31.10	---	---	Peak

Vertical:

	Freq	Level	Limit Line	Margin	Read Level	Ant Factor	Cable Loss	Preamp Factor	APos	TPos	Remark
	MHz	dBuV/m	dBuV/m	dB	dBuV	dB/m	dB	dB	cm	deg	
1	36.79	24.45	40.00	-15.55	34.10	21.50	0.59	31.74	---	---	Peak
2	176.47	24.45	43.50	-19.05	39.45	15.30	1.35	31.65	---	---	Peak
3	210.42	25.25	43.50	-18.25	40.47	14.90	1.48	31.60	---	---	Peak
4	447.10	23.00	46.00	-23.00	29.27	23.04	2.19	31.50	---	---	Peak
5	628.49	26.67	46.00	-19.33	29.12	26.10	2.61	31.16	---	---	Peak
6	832.19	30.67	46.00	-15.33	30.34	28.42	3.01	31.10	---	---	Peak

Mode	70	
	LF	
	U-NII-2A_5.25-5.35_802.11ax HE80_CH58_LF_5290MHz	
ANT	CDD 0+1	
Pol.	Horizontal	Vertical
QP/ Peak	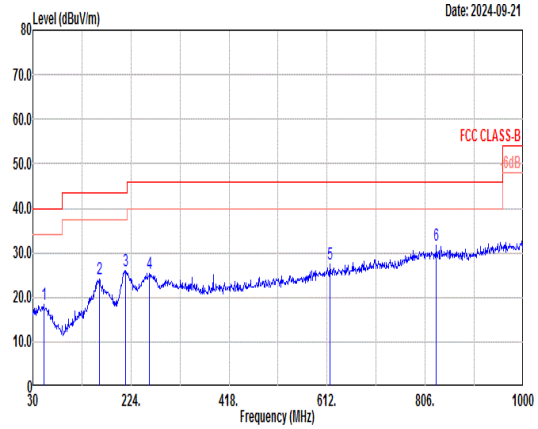	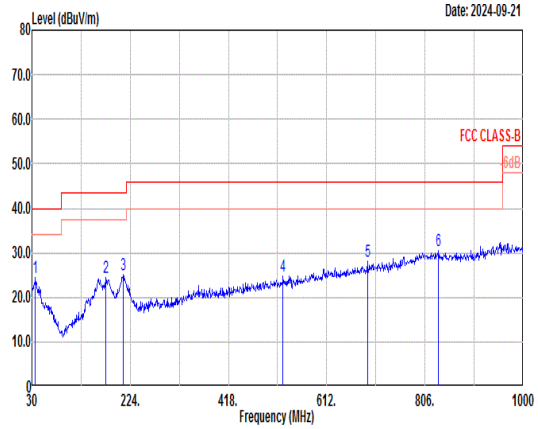

	Freq	Level	Limit Line	Margin	Read Level	Ant Factor	Cable Loss	Preamp Factor	APos	TPos	Remark
	MHz	dBuV/m	dBuV/m	dB	dBuV	dB/m	dB	dB	cm	deg	
1	51.34	18.41	40.00	-21.59	35.56	14.00	0.72	31.87	---	---	Peak
2	161.92	24.15	43.50	-19.35	38.13	16.40	1.30	31.68	---	---	Peak
3	213.33	26.01	43.50	-17.49	41.22	14.90	1.49	31.60	---	---	Peak
4	260.86	25.31	46.00	-20.69	35.75	19.46	1.68	31.58	---	---	Peak
5	617.82	27.47	46.00	-18.53	30.32	25.70	2.59	31.14	---	---	Peak
6	828.31	31.60	46.00	-14.40	31.48	28.22	3.00	31.10	---	---	Peak

	Freq	Level	Limit Line	Margin	Read Level	Ant Factor	Cable Loss	Preamp Factor	APos	TPos	Remark
	MHz	dBuV/m	dBuV/m	dB	dBuV	dB/m	dB	dB	cm	deg	
1	36.79	24.31	40.00	-15.69	33.96	21.50	0.59	31.74	---	---	Peak
2	176.47	24.32	43.50	-19.18	39.32	15.30	1.35	31.65	---	---	Peak
3	210.42	25.11	43.50	-18.39	40.33	14.90	1.48	31.60	---	---	Peak
4	525.67	24.61	46.00	-21.39	29.41	24.10	2.40	31.30	---	---	Peak
5	692.51	27.94	46.00	-18.06	29.90	26.50	2.74	31.20	---	---	Peak
6	832.19	30.53	46.00	-15.47	30.20	28.42	3.01	31.10	---	---	Peak

Mode	71	
	Band Edge - L	
	U-NII-2A_5.25-5.35_802.11ax HE80_CH58_Full_5290MH+BLE_2M_CH38 CO_TX	
ANT	CDD 0+1/0	
Pol.	Horizontal	Fundamental
Peak	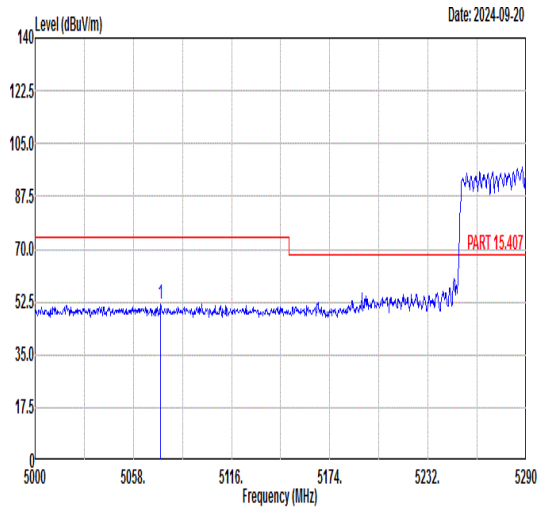 Freq Level Limit Line Margin (dB) Read Level Ant Factor Cable Loss Preamp Factor APos TPos Remark MHz dBuV/m dBuV/m dBuV dB/m dB dB cm deg 1 5073.95 51.94 74.00 -22.06 40.07 36.16 8.40 32.69 374 170 PEAK	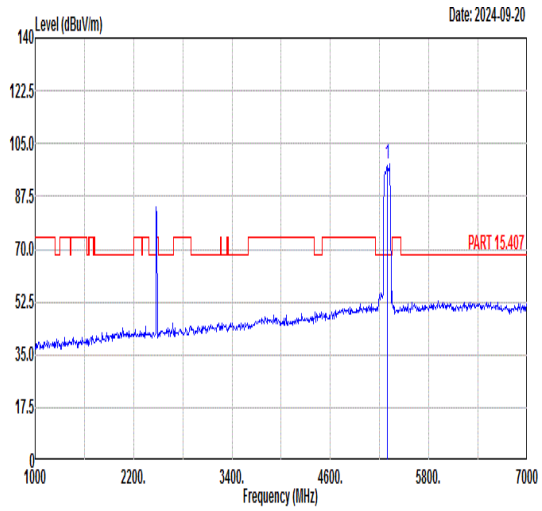 Freq Level Limit Line Margin (dB) Read Level Ant Factor Cable Loss Preamp Factor APos TPos Remark MHz dBuV/m dBuV/m dBuV dB/m dB dB cm deg 1 5290.00 98.09 ------ ------ 85.48 36.00 9.24 32.63 374 170 PEAK
Avg	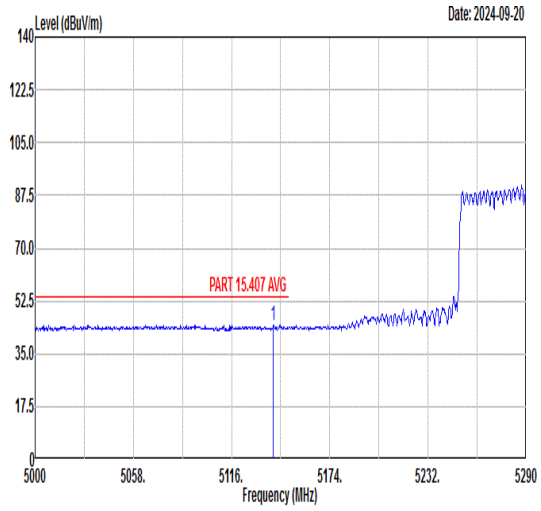 Freq Level Limit Line Margin (dB) Read Level Ant Factor Cable Loss Preamp Factor APos TPos Remark MHz dBuV/m dBuV/m dBuV dB/m dB dB cm deg 1 5140.65 44.58 54.00 -9.42 32.61 36.12 8.52 32.67 374 170 AVERAGE	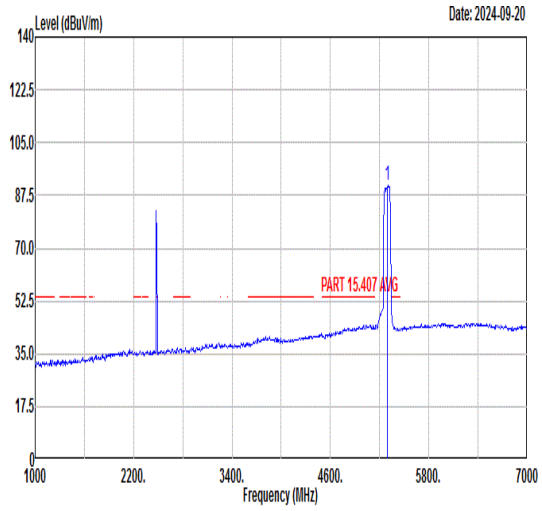 Freq Level Limit Line Margin (dB) Read Level Ant Factor Cable Loss Preamp Factor APos TPos Remark MHz dBuV/m dBuV/m dBuV dB/m dB dB cm deg 1 5290.00 91.04 ------ ------ 78.54 36.02 9.12 32.64 374 170 AVERAGE

Mode	71	
	Band Edge - R	
	U-NII-2A_5.25-5.35_802.11ax HE80_CH58_Full_5290MH+BLE_2M_CH38 CO_TX	
ANT	CDD 0+1/0	
Pol.	Horizontal	Fundamental
Peak	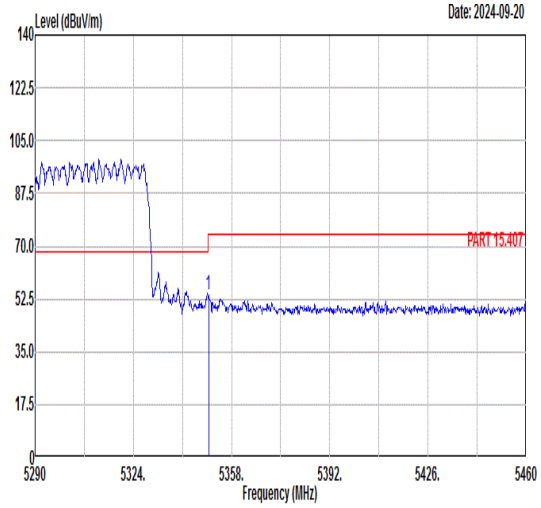 Freq Level Limit Line Margin (dB) Read Level Ant Factor Cable Loss Preamp Factor APos TPos Remark MHz dBuV/m dBuV/m dBuV dB/m dB dB cm deg 1 5350.01 54.14 74.00 -19.86 41.42 35.99 9.36 32.63 374 170 PEAK	Blank
Avg	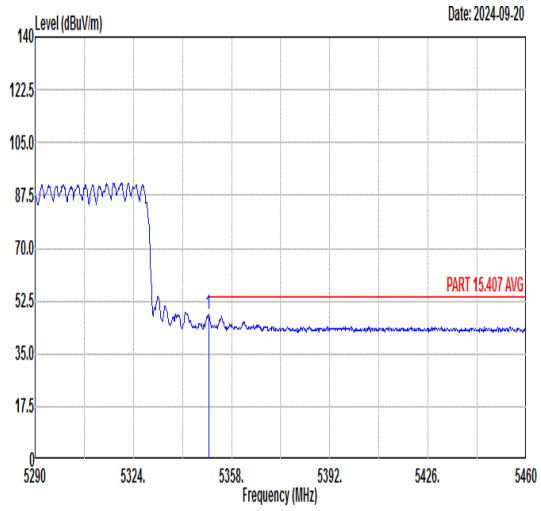 Freq Level Limit Line Margin (dB) Read Level Ant Factor Cable Loss Preamp Factor APos TPos Remark MHz dBuV/m dBuV/m dBuV dB/m dB dB cm deg 1 5350.01 47.83 54.00 -6.17 35.11 35.99 9.36 32.63 374 170 AVERAGE	Blank

Mode	71
	Band Edge - L
	U-NII-2A_5.25-5.35_802.11ax HE80_CH58_Full_5290MH+BLE_2M_CH38 CO_TX
ANT	CDD 0+1/0

Pol.	Vertical	Fundamental
Peak	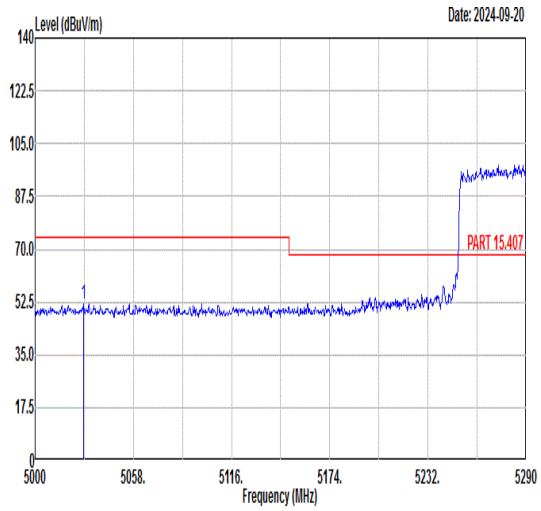 Freq Level Limit Line Margin (dB) Read Level Ant Factor Cable Loss Preamp Factor APos TPos Remark MHz dBuV/m dBuV/m dBuV dB/m dB dB cm deg 1 5028.42 51.86 74.00 -22.14 40.06 36.18 8.31 32.69 255 232 PEAK	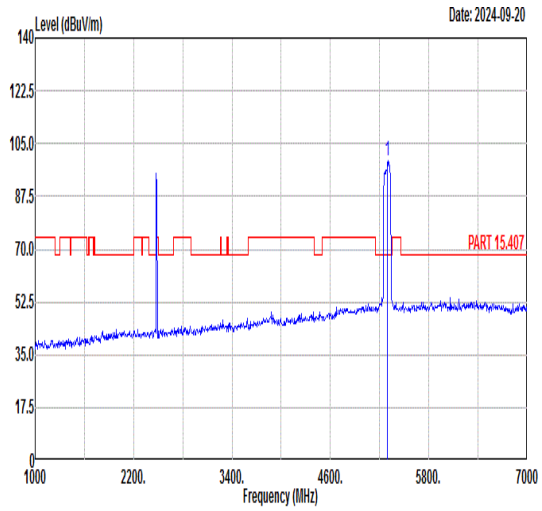 Freq Level Limit Line Margin (dB) Read Level Ant Factor Cable Loss Preamp Factor APos TPos Remark MHz dBuV/m dBuV/m dBuV dB/m dB dB cm deg 1 5290.00 99.46 ------ ------ 86.93 36.02 9.15 32.64 255 232 PEAK
Avg	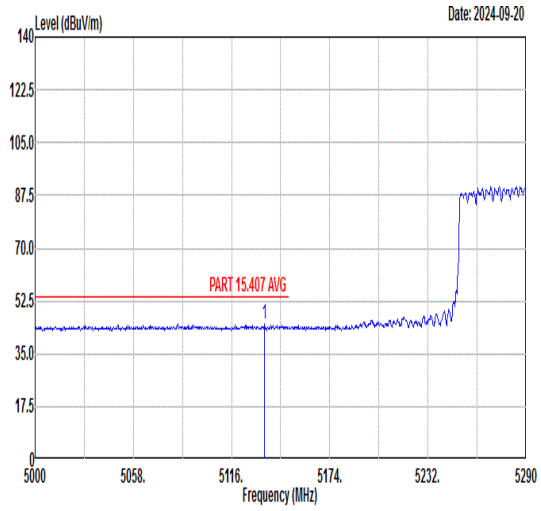 Freq Level Limit Line Margin (dB) Read Level Ant Factor Cable Loss Preamp Factor APos TPos Remark MHz dBuV/m dBuV/m dBuV dB/m dB dB cm deg 1 5135.43 44.85 54.00 -9.15 32.89 36.12 8.51 32.67 255 232 AVERAGE	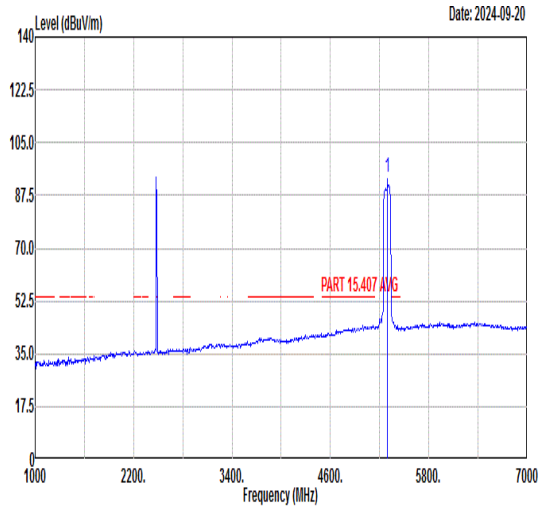 Freq Level Limit Line Margin (dB) Read Level Ant Factor Cable Loss Preamp Factor APos TPos Remark MHz dBuV/m dBuV/m dBuV dB/m dB dB cm deg 1 5290.00 93.34 ------ ------ 90.78 30.70 5.45 33.59 255 232 AVERAGE

Mode	71	
	Band Edge - R	
	U-NII-2A_5.25-5.35_802.11ax HE80_CH58_Full_5290MH+BLE_2M_CH38 CO_TX	
ANT	CDD 0+1/0	
Pol.	Vertical	Fundamental
Peak	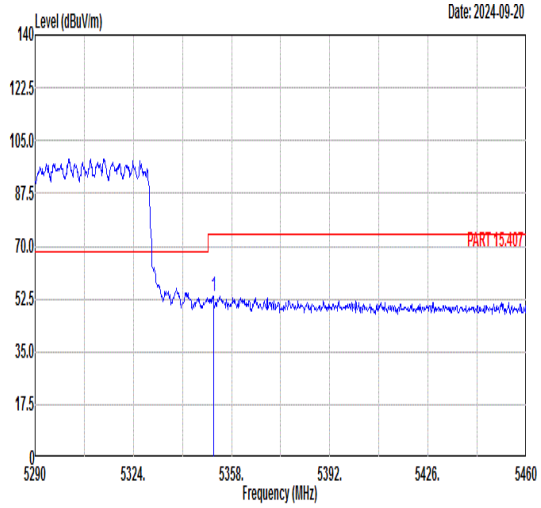 Freq Level Limit Line Margin (dB) Read Level Ant Factor Cable Loss Preamp Factor APos TPos Remark MHz dBuV/m dBuV/m dBuV dB/m dB dB cm deg 1 5351.71 53.35 74.00 -20.65 40.62 35.99 9.37 32.63 255 232 PEAK	Blank
Avg	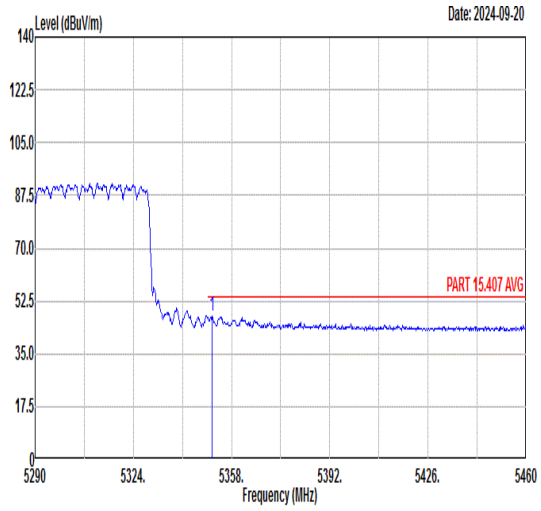 Freq Level Limit Line Margin (dB) Read Level Ant Factor Cable Loss Preamp Factor APos TPos Remark MHz dBuV/m dBuV/m dBuV dB/m dB dB cm deg 1 5351.20 47.37 54.00 -6.63 34.64 35.99 9.37 32.63 255 232 AVERAGE	Blank

Mode	71	
	Band Edge	
	U-NII-2A_5.25-5.35_802.11ax HE80_CH58_Full_5290MH+BLE_2M_CH38 CO_TX	
ANT	CDD 0+1/0	
Pol.	Horizontal	Fundamental
Peak	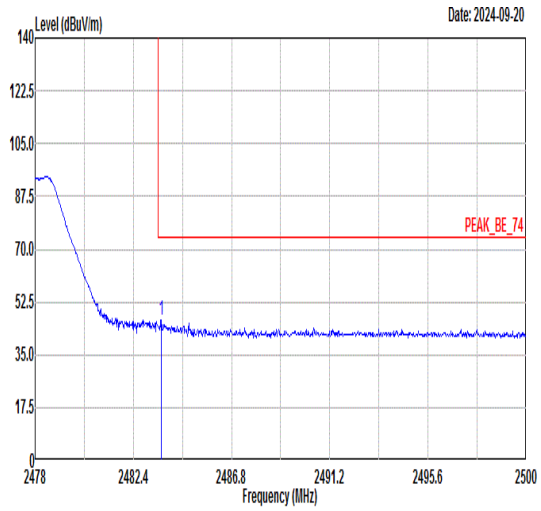 Freq Level Limit Line Margin (dB) Read Level Ant Factor Cable Loss Preamp Factor APos TPos Remark 1 2483.65 46.57 74.00 -27.43 44.00 30.70 5.46 33.59 186 132 PEAK	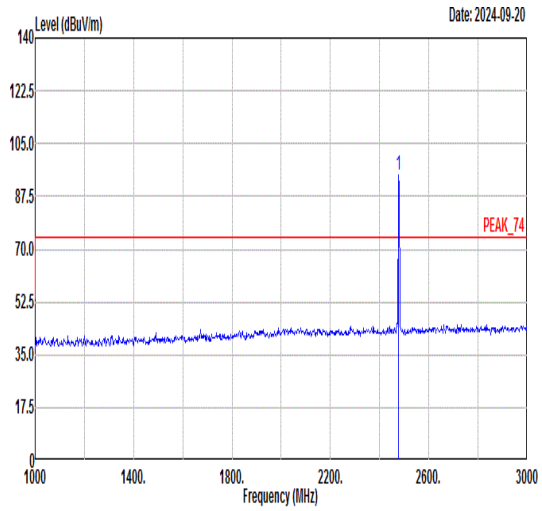 Freq Level Limit Line Margin (dB) Read Level Ant Factor Cable Loss Preamp Factor APos TPos Remark 1 2478.00 94.46 ------ ------ 91.90 30.70 5.45 33.59 186 132 PEAK
Avg	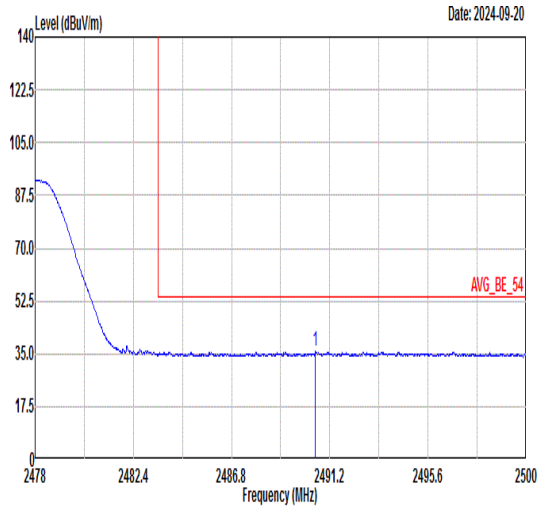 Freq Level Limit Line Margin (dB) Read Level Ant Factor Cable Loss Preamp Factor APos TPos Remark 1 2490.56 35.69 54.00 -18.31 33.11 30.70 5.47 33.59 186 132 AVERAGE	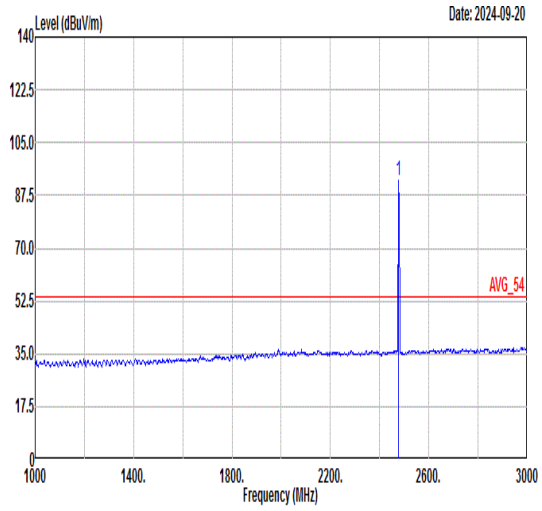 Freq Level Limit Line Margin (dB) Read Level Ant Factor Cable Loss Preamp Factor APos TPos Remark 1 2478.00 92.49 ------ ------ 89.93 30.70 5.45 33.59 186 132 AVERAGE

Mode	71	
	Band Edge	
	U-NII-2A_5.25-5.35_802.11ax HE80_CH58_Full_5290MH+BLE_2M_CH38 CO_TX	
ANT	CDD 0+1/0	
Pol.	Vertical	Fundamental
Peak	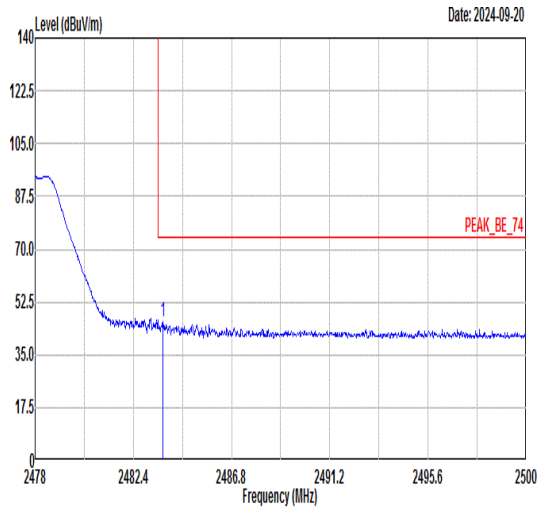 Freq Level Limit Line Margin (dB) Read Level Ant Factor Cable Loss Preamp Factor APos TPos Remark 1 2483.72 45.86 74.00 -28.14 43.29 30.70 5.46 33.59 256 180 PEAK	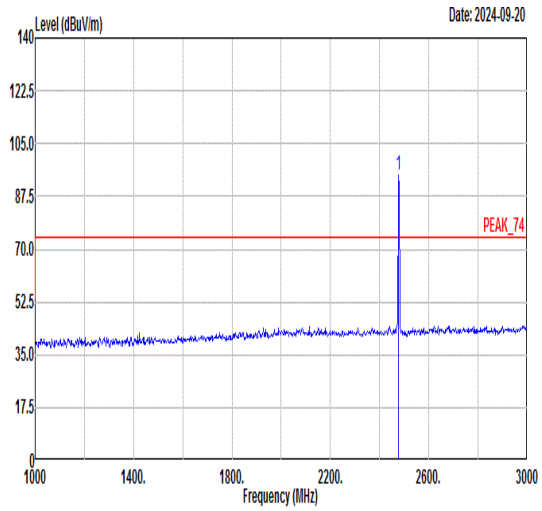 Freq Level Limit Line Margin (dB) Read Level Ant Factor Cable Loss Preamp Factor APos TPos Remark 1 2478.00 94.53 ------ ------ 91.97 30.70 5.45 33.59 256 180 PEAK
Avg	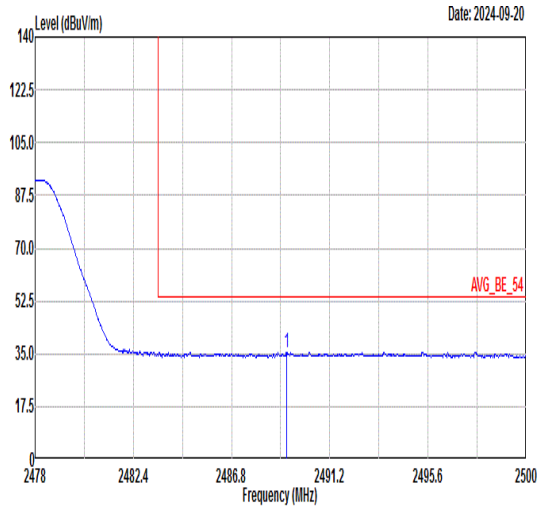 Freq Level Limit Line Margin (dB) Read Level Ant Factor Cable Loss Preamp Factor APos TPos Remark 1 2489.26 35.62 54.00 -18.38 33.04 30.70 5.47 33.59 256 180 AVERAGE	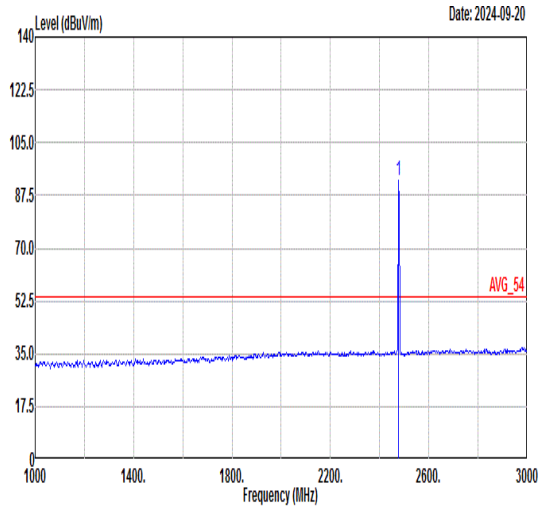 Freq Level Limit Line Margin (dB) Read Level Ant Factor Cable Loss Preamp Factor APos TPos Remark 1 2478.00 92.64 ------ ------ 90.08 30.70 5.45 33.59 256 180 AVERAGE

Mode	71	
	Harmonic	
	U-NII-2A_5.25-5.35_802.11ax HE80_CH58_Full_5290MH+BLE_2M_CH38 CO_TX	
ANT	CDD 0+1/0	
Pol.	Horizontal	Vertical
Peak Avg	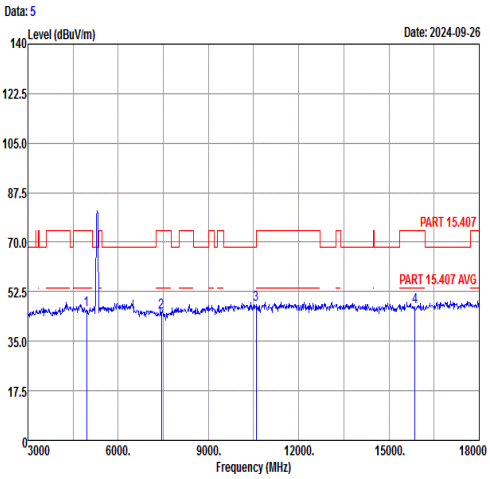 Freq Level Over Limit Limit Line ReadLevel Antenna Factor Cable Loss A/Pos T/Pos Remark MHz dBuV/m dB dBuV/m dBuV dB/m dB cm deg 1 4956.00 45.98 -28.02 74.00 33.53 36.63 8.53 --- --- Peak 2 7434.00 45.43 -28.57 74.00 32.02 36.77 10.17 --- --- Peak 3 * 10580.00 47.93 -20.37 68.30 30.44 38.52 12.23 --- --- Peak 4 15870.00 47.30 -26.70 74.00 25.12 41.52 14.73 --- --- Peak	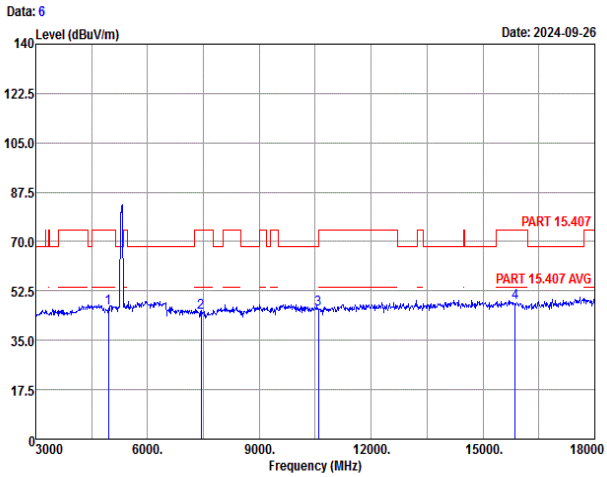 Freq Level Over Limit Limit Line ReadLevel Antenna Factor Cable Loss A/Pos T/Pos Remark MHz dBuV/m dB dBuV/m dBuV dB/m dB cm deg 1 4956.00 46.56 -27.44 74.00 34.11 36.63 8.53 --- --- Peak 2 7434.00 44.76 -29.24 74.00 31.35 36.77 10.17 --- --- Peak 3 * 10580.00 46.20 -22.10 68.30 28.71 38.52 12.23 --- --- Peak 4 15870.00 48.41 -25.59 74.00 26.23 41.52 14.73 --- --- Peak