Mode	41	
	Band Edge - R	
	2400-2483.5_802.11ac VHT40_CH04_2427MHz	
ANT	CDD 0+1	
Pol.	Horizontal	Fundamental
Peak	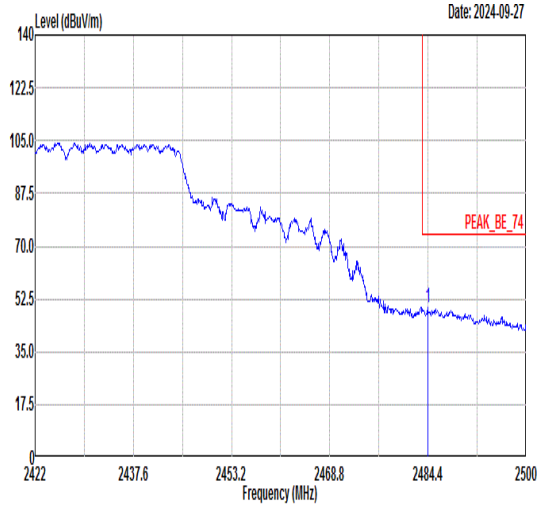 Freq Level Limit Line Margin Read Level Ant Factor Cable Loss Preamp Factor APos TPos Remark MHz dBuV/m dBuV/m dB dBuV dB/m dB dB cm deg 1 2484.32 49.54 74.00 -24.46 46.97 30.70 5.46 33.59 100 130 PEAK	Blank
Avg	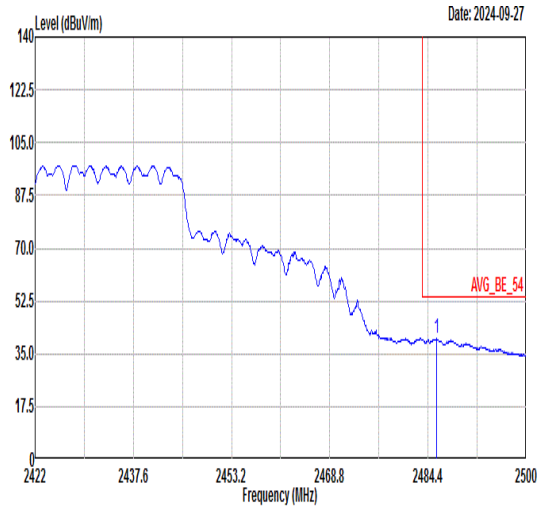 Freq Level Limit Line Margin Read Level Ant Factor Cable Loss Preamp Factor APos TPos Remark MHz dBuV/m dBuV/m dB dBuV dB/m dB dB cm deg 1 2485.80 39.94 54.00 -14.06 37.37 30.70 5.46 33.59 100 130 AVERAGE	Blank

Mode	41	
	Band Edge - L	
	2400-2483.5_802.11ac VHT40_CH04_2427MHz	
ANT	CDD 0+1	
Pol.	Vertical	Fundamental
Peak	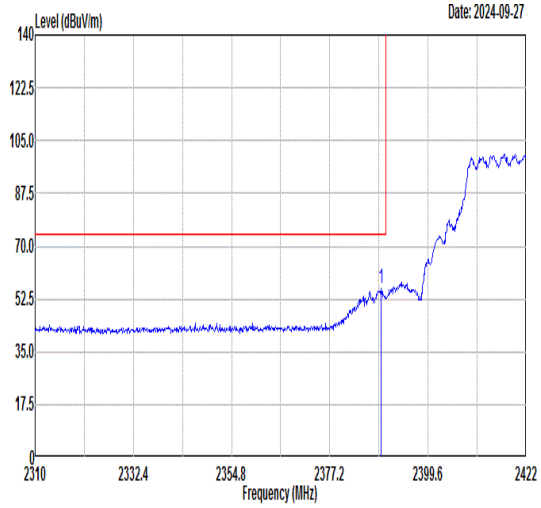 Freq Level Limit Line Margin Read Level Ant Factor Cable Loss Preamp Factor APos TPos Remark 1 2388.96 56.06 74.00 -17.94 53.51 30.72 5.36 33.53 100 129 PEAK	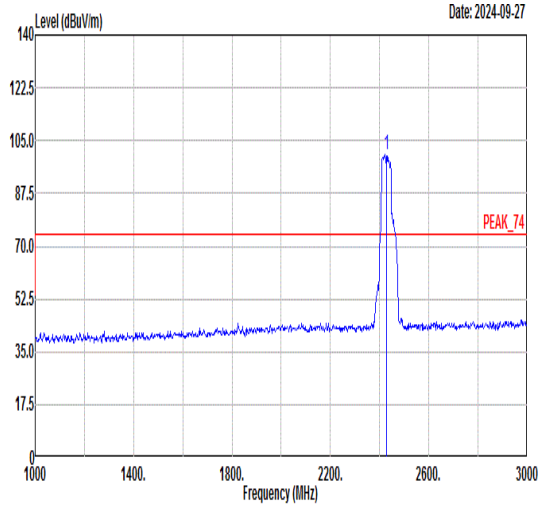 Freq Level Limit Line Margin Read Level Ant Factor Cable Loss Preamp Factor APos TPos Remark 1 2427.00 100.18 ------ ------ 97.62 30.72 5.39 33.55 100 129 PEAK
Avg	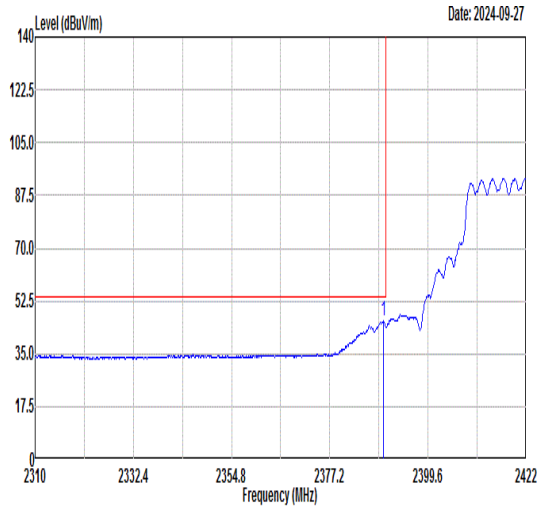 Freq Level Limit Line Margin Read Level Ant Factor Cable Loss Preamp Factor APos TPos Remark 1 2389.52 45.77 54.00 -8.23 43.22 30.72 5.36 33.53 100 129 AVERAGE	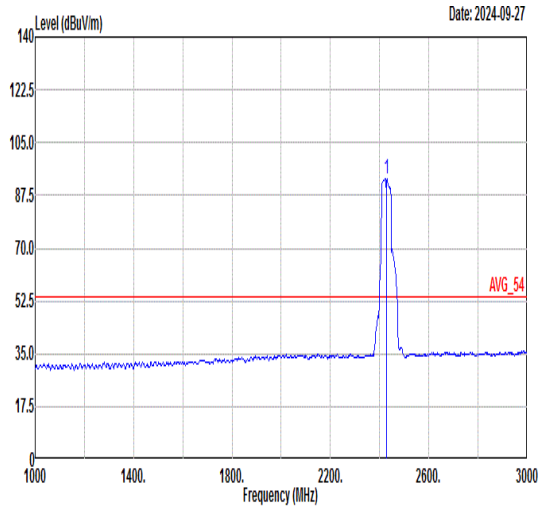 Freq Level Limit Line Margin Read Level Ant Factor Cable Loss Preamp Factor APos TPos Remark 1 2427.00 92.84 ------ ------ 90.28 30.72 5.39 33.55 100 129 AVERAGE

Mode	41	
	Band Edge - R	
	2400-2483.5_802.11ac VHT40_CH04_2427MHz	
ANT	CDD 0+1	
Pol.	Vertical	Fundamental
Peak	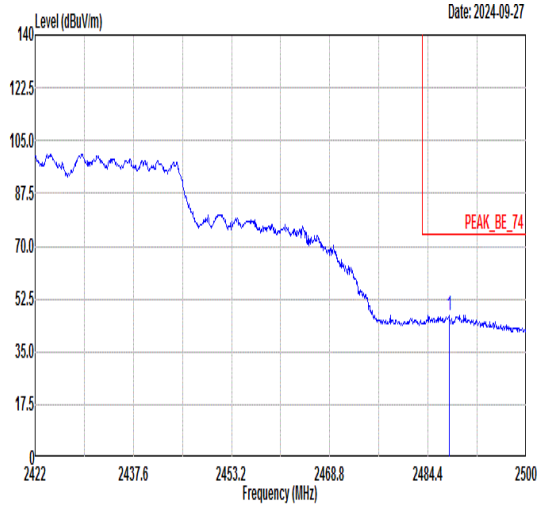 Freq Level Limit Line Margin Read Level Ant Factor Cable Loss Preamp Factor APos TPos Remark MHz dBuV/m dBuV/m dB dBuV dB/m dB dB cm deg 1 2487.75 47.05 74.00 -26.95 44.48 30.70 5.46 33.59 100 129 PEAK	Blank
Avg	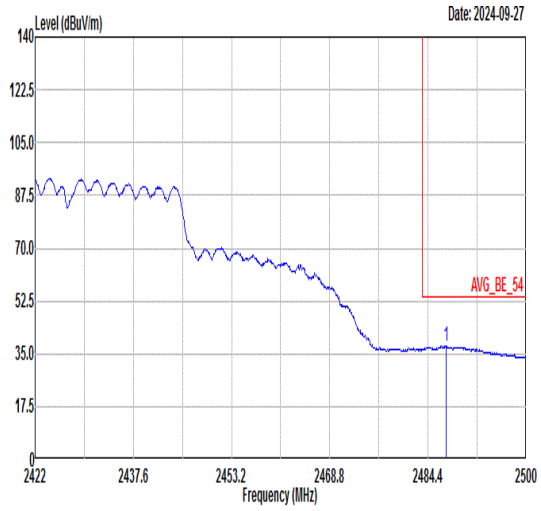 Freq Level Limit Line Margin Read Level Ant Factor Cable Loss Preamp Factor APos TPos Remark MHz dBuV/m dBuV/m dB dBuV dB/m dB dB cm deg 1 2487.29 37.69 54.00 -16.31 35.12 30.70 5.46 33.59 100 129 AVERAGE	Blank

Mode	42	
	Band Edge - L	
	2400-2483.5_802.11ac VHT40_CH05_2432MHz	
ANT	CDD 0+1	
Pol.	Horizontal	Fundamental
Peak	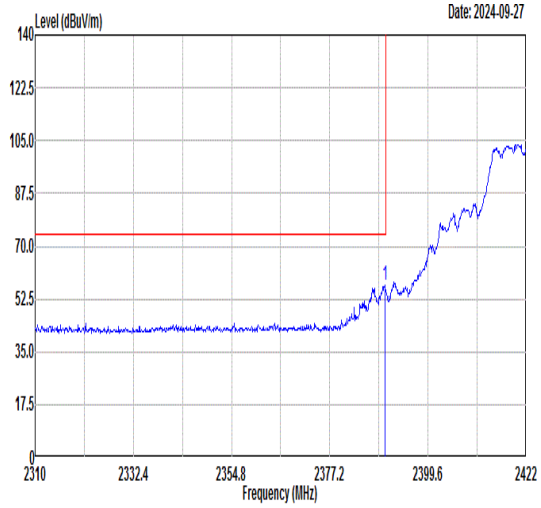 Freq Level Limit Line Margin Read Level Ant Factor Cable Loss Preamp Factor APos TPos Remark 1 2389.74 57.16 74.00 -16.84 54.61 30.72 5.36 33.53 169 125 PEAK	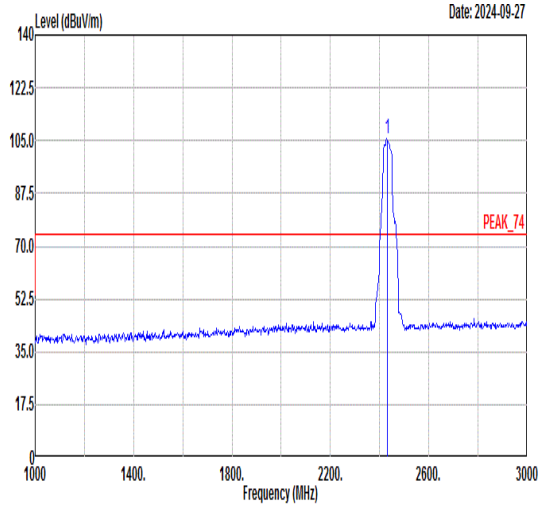 Freq Level Limit Line Margin Read Level Ant Factor Cable Loss Preamp Factor APos TPos Remark 1 2432.00 105.41 ------ ------ 102.86 30.71 5.40 33.56 169 125 PEAK
Avg	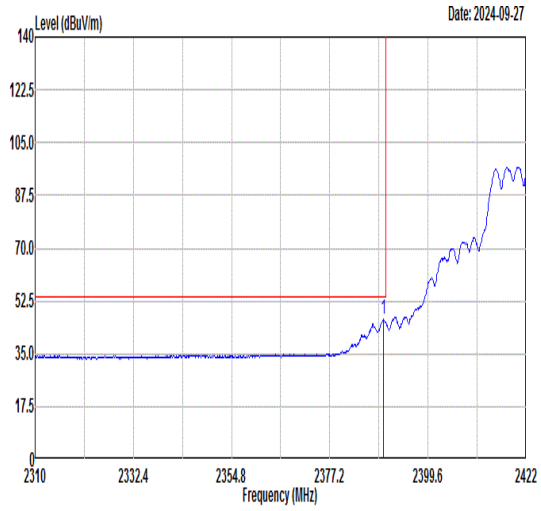 Freq Level Limit Line Margin Read Level Ant Factor Cable Loss Preamp Factor APos TPos Remark 1 2389.41 46.33 54.00 -7.67 43.78 30.72 5.36 33.53 169 125 AVERAGE	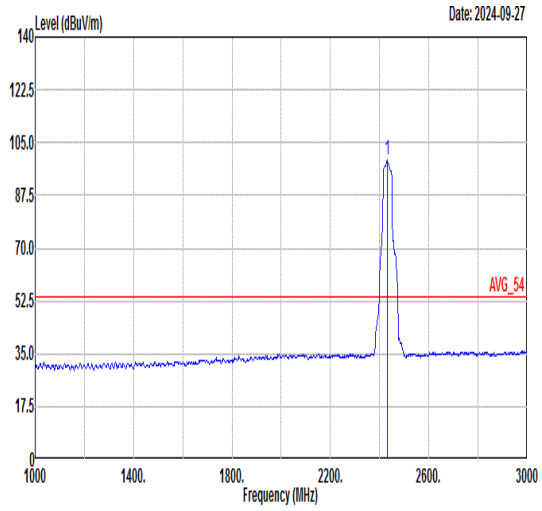 Freq Level Limit Line Margin Read Level Ant Factor Cable Loss Preamp Factor APos TPos Remark 1 2432.00 99.06 ------ ------ 96.51 30.71 5.40 33.56 169 125 AVERAGE

Mode	42	
	Band Edge - R	
	2400-2483.5_802.11ac VHT40_CH05_2432MHz	
ANT	CDD 0+1	
Pol.	Horizontal	Fundamental
Peak	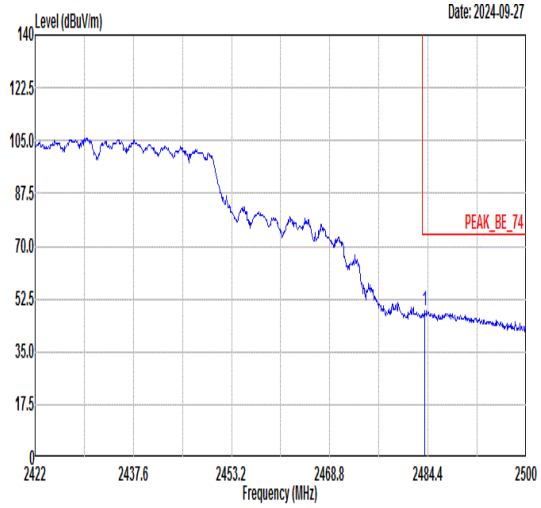 Freq Level Limit Line Margin Read Level Ant Factor Cable Loss Preamp Factor APos TPos Remark MHz dBuV/m dBuV/m dB dBuV dB/m dB dB cm deg 1 2483.93 48.44 74.00 -25.56 45.87 30.70 5.46 33.59 169 125 PEAK	Blank
Avg	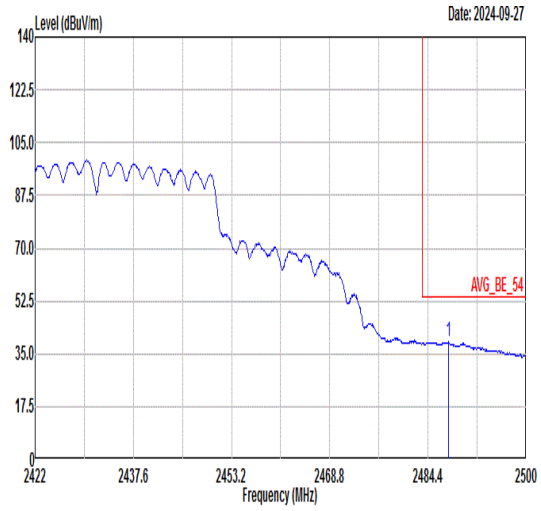 Freq Level Limit Line Margin Read Level Ant Factor Cable Loss Preamp Factor APos TPos Remark MHz dBuV/m dBuV/m dB dBuV dB/m dB dB cm deg 1 2487.60 38.96 54.00 -15.04 36.39 30.70 5.46 33.59 169 125 AVERAGE	Blank

Mode	42	
	Band Edge - L	
	2400-2483.5_802.11ac VHT40_CH05_2432MHz	
ANT	CDD 0+1	
Pol.	Vertical	Fundamental
Peak	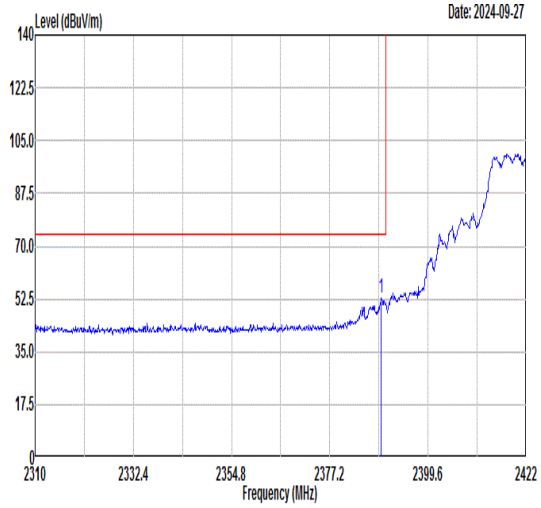 Freq Level Limit Line Margin Read Level Ant Factor Cable Loss Preamp Factor APos TPos Remark 1 2388.96 52.61 74.00 -21.39 50.06 30.72 5.36 33.53 200 166 PEAK	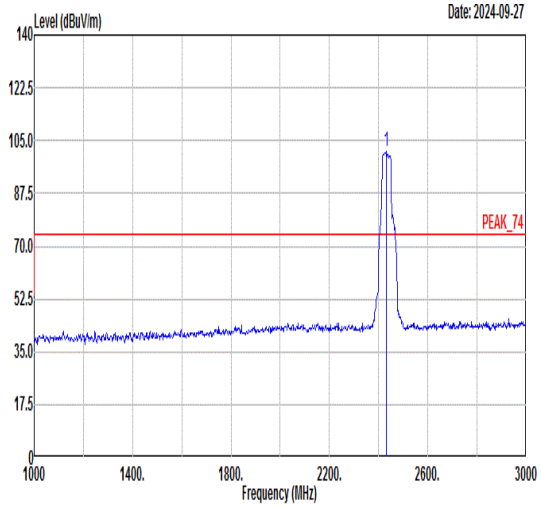 Freq Level Limit Line Margin Read Level Ant Factor Cable Loss Preamp Factor APos TPos Remark 1 2432.00 101.45 ------ ------ 98.90 30.71 5.40 33.56 200 166 PEAK
Avg	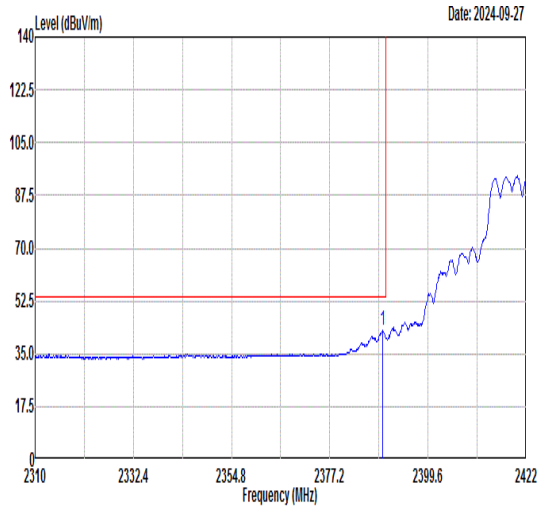 Freq Level Limit Line Margin Read Level Ant Factor Cable Loss Preamp Factor APos TPos Remark 1 2389.30 42.58 54.00 -11.42 40.03 30.72 5.36 33.53 200 166 AVERAGE	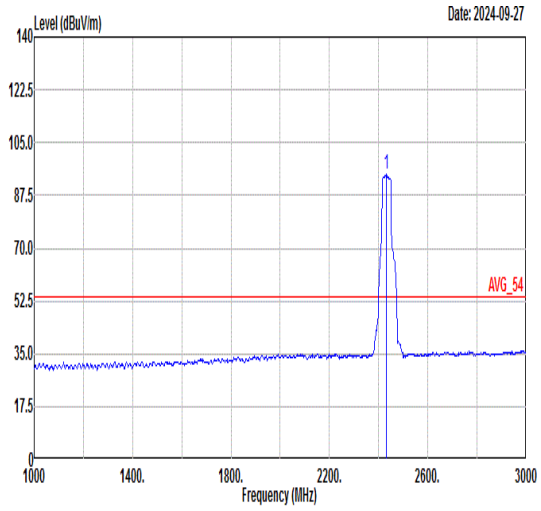 Freq Level Limit Line Margin Read Level Ant Factor Cable Loss Preamp Factor APos TPos Remark 1 2432.00 94.75 ------ ------ 92.20 30.71 5.40 33.56 200 166 AVERAGE

Mode	42	
	Band Edge - R	
	2400-2483.5_802.11ac VHT40_CH05_2432MHz	
ANT	CDD 0+1	
Pol.	Vertical	Fundamental
Peak	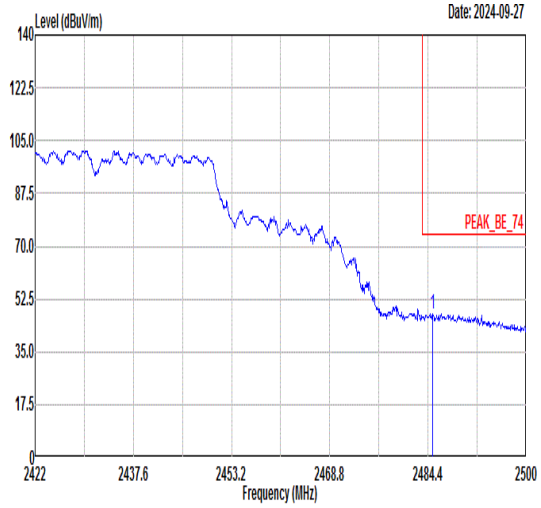 Freq Level Limit Line Margin Read Level Ant Factor Cable Loss Preamp Factor APos TPos Remark MHz dBuV/m dBuV/m dB dBuV dB/m dB dB cm deg 1 2485.10 47.67 74.00 -26.33 45.10 30.70 5.46 33.59 200 166 PEAK	Blank
Avg	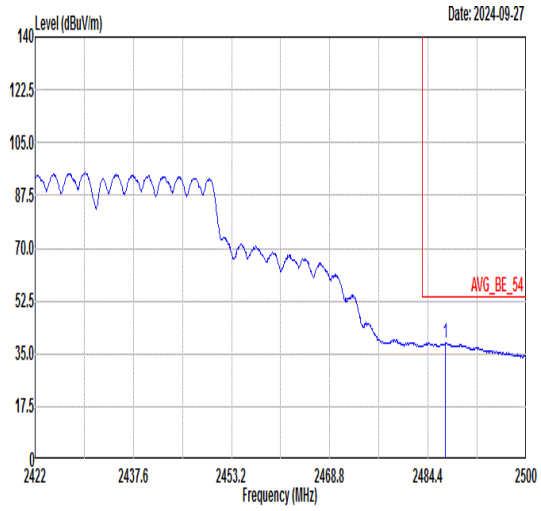 Freq Level Limit Line Margin Read Level Ant Factor Cable Loss Preamp Factor APos TPos Remark MHz dBuV/m dBuV/m dB dBuV dB/m dB dB cm deg 1 2487.13 38.49 54.00 -15.51 35.92 30.70 5.46 33.59 200 166 AVERAGE	Blank

Mode	43	
	Band Edge - L	
	2400-2483.5_802.11ac VHT40_CH08_2447MHz	
ANT	CDD 0+1	
Pol.	Horizontal	Fundamental
Peak	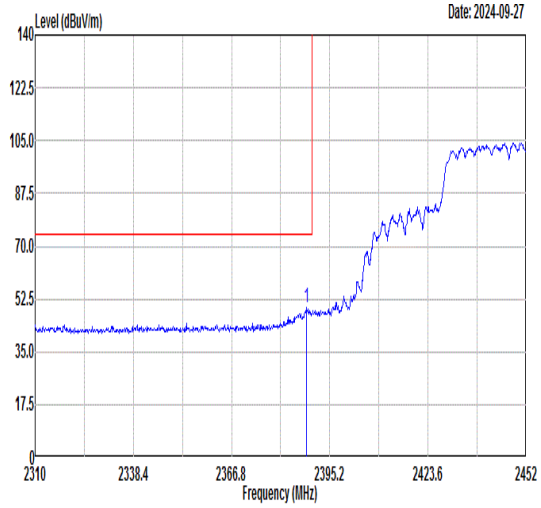 Freq Level Limit Line Margin Read Level Ant Factor Cable Loss Preamp Factor APos TPos Remark 1 2388.38 49.51 74.00 -24.49 46.96 30.72 5.36 33.53 100 130 PEAK	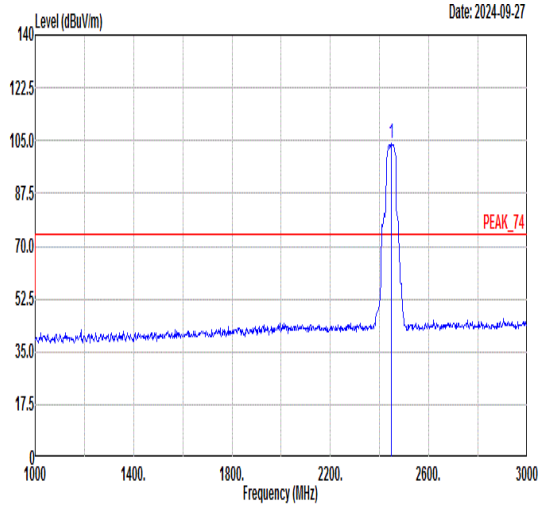 Freq Level Limit Line Margin Read Level Ant Factor Cable Loss Preamp Factor APos TPos Remark 1 2447.00 104.08 ------ ------ 101.52 30.71 5.42 33.57 100 130 PEAK
Avg	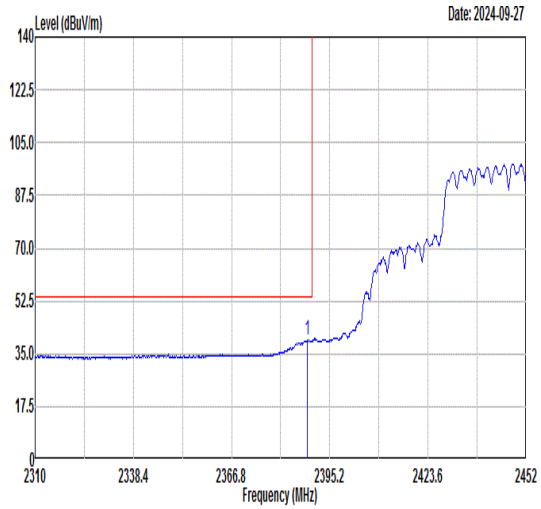 Freq Level Limit Line Margin Read Level Ant Factor Cable Loss Preamp Factor APos TPos Remark 1 2388.67 39.80 54.00 -14.20 37.25 30.72 5.36 33.53 100 130 AVERAGE	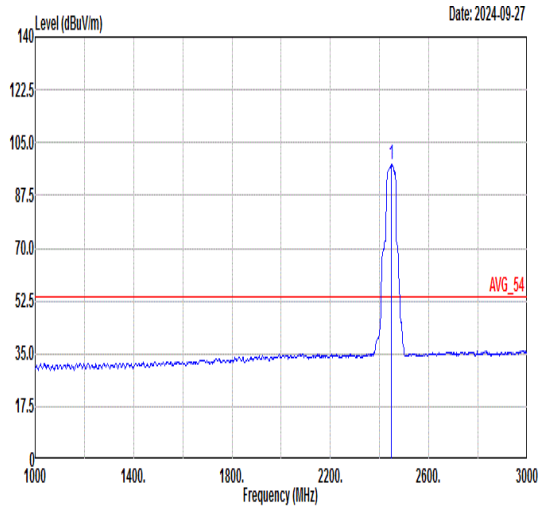 Freq Level Limit Line Margin Read Level Ant Factor Cable Loss Preamp Factor APos TPos Remark 1 2447.00 97.53 ------ ------ 94.97 30.71 5.42 33.57 100 130 AVERAGE

Mode	43	
	Band Edge - R	
	2400-2483.5_802.11ac VHT40_CH08_2447MHz	
ANT	CDD 0+1	
Pol.	Horizontal	Fundamental
Peak	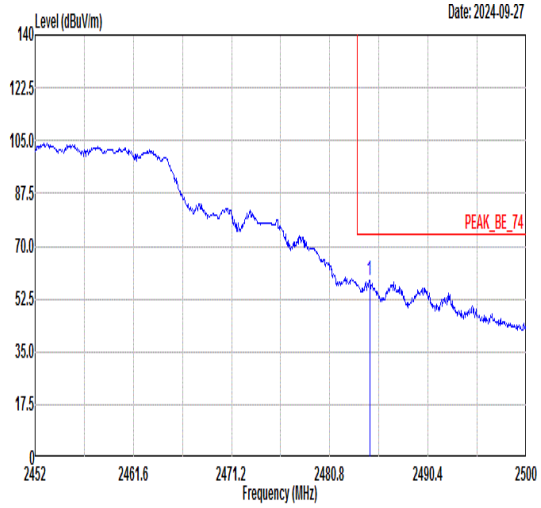 Freq Level Limit Line Margin Read Level Ant Factor Cable Loss Preamp Factor APos TPos Remark MHz dBuV/m dBuV/m dB dBuV dB/m dB dB cm deg 1 2484.69 58.58 74.00 -15.42 56.01 30.70 5.46 33.59 100 130 PEAK	Blank
Avg	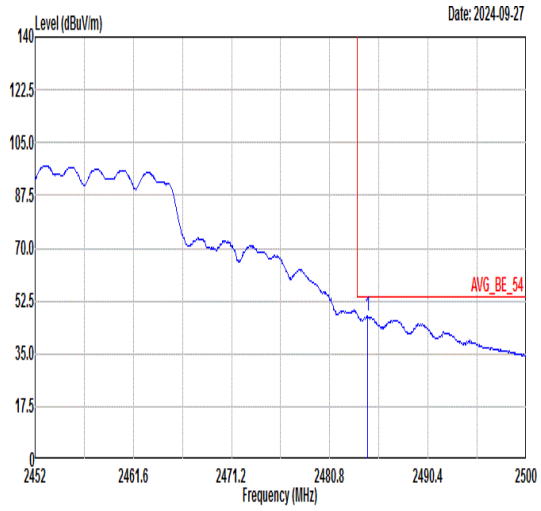 Freq Level Limit Line Margin Read Level Ant Factor Cable Loss Preamp Factor APos TPos Remark MHz dBuV/m dBuV/m dB dBuV dB/m dB dB cm deg 1 2484.50 47.69 54.00 -6.31 45.12 30.70 5.46 33.59 100 130 AVERAGE	Blank

Mode	43	
	Band Edge - L	
	2400-2483.5_802.11ac VHT40_CH08_2447MHz	
ANT	CDD 0+1	
Pol.	Vertical	Fundamental
Peak	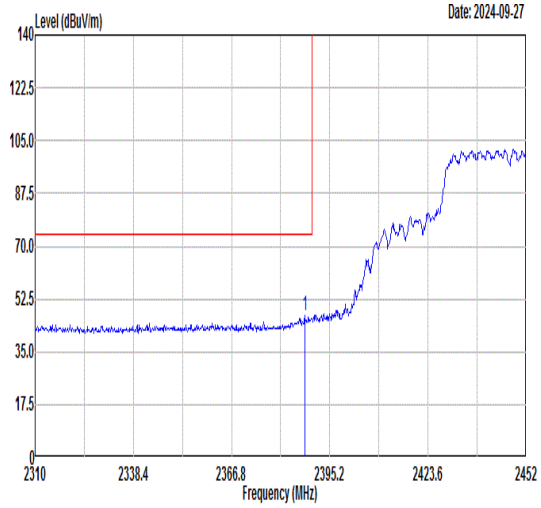 Freq Level Limit Line Margin Read Level Ant Factor Cable Loss Preamp Factor APos TPos Remark 1 2387.96 46.88 74.00 -27.12 44.33 30.72 5.36 33.53 179 187 PEAK	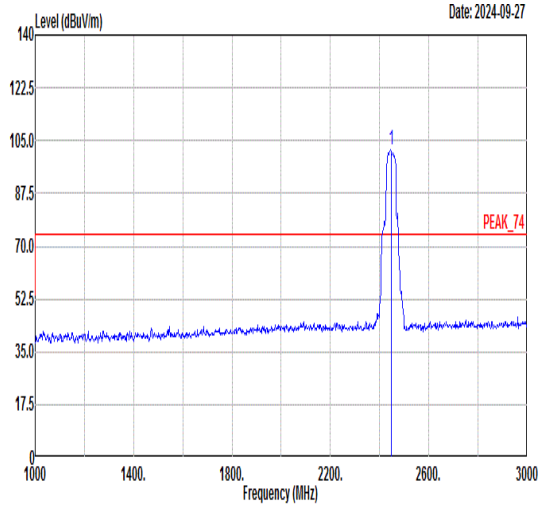 Freq Level Limit Line Margin Read Level Ant Factor Cable Loss Preamp Factor APos TPos Remark 1 2447.00 101.73 ------ ------ 99.17 30.71 5.42 33.57 179 187 PEAK
Avg	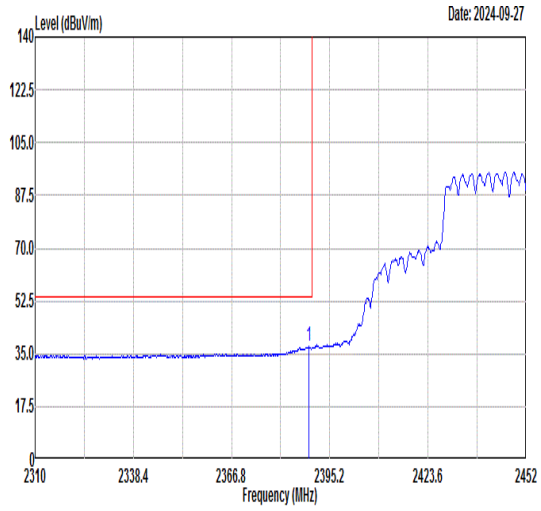 Freq Level Limit Line Margin Read Level Ant Factor Cable Loss Preamp Factor APos TPos Remark 1 2389.24 37.39 54.00 -16.61 34.84 30.72 5.36 33.53 179 187 AVERAGE	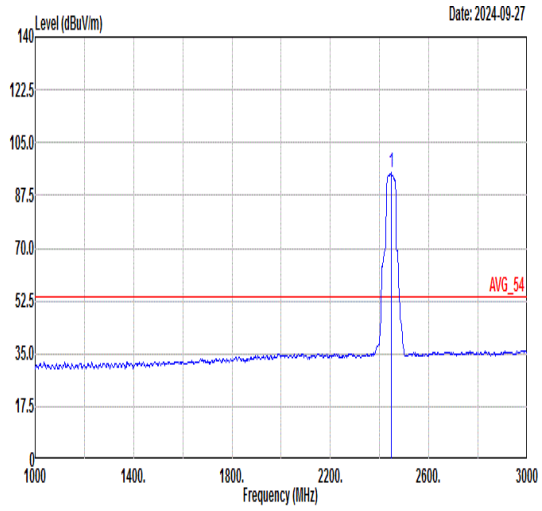 Freq Level Limit Line Margin Read Level Ant Factor Cable Loss Preamp Factor APos TPos Remark 1 2447.00 94.96 ------ ------ 92.40 30.71 5.42 33.57 179 187 AVERAGE

Mode	43	
	Band Edge - R	
	2400-2483.5_802.11ac VHT40_CH08_2447MHz	
ANT	CDD 0+1	
Pol.	Vertical	Fundamental
Peak	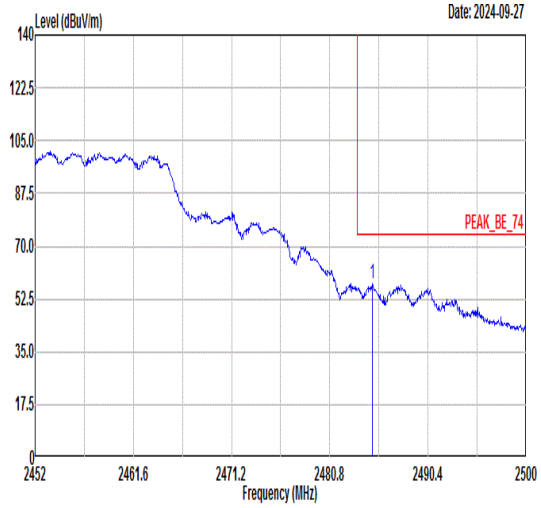 Freq Level Limit Line Margin Read Level Ant Factor Cable Loss Preamp Factor APos TPos Remark MHz dBuV/m dBuV/m dB dBuV dB/m dB dB cm deg 1 2484.93 57.72 74.00 -16.28 55.15 30.70 5.46 33.59 179 187 PEAK	Blank
Avg	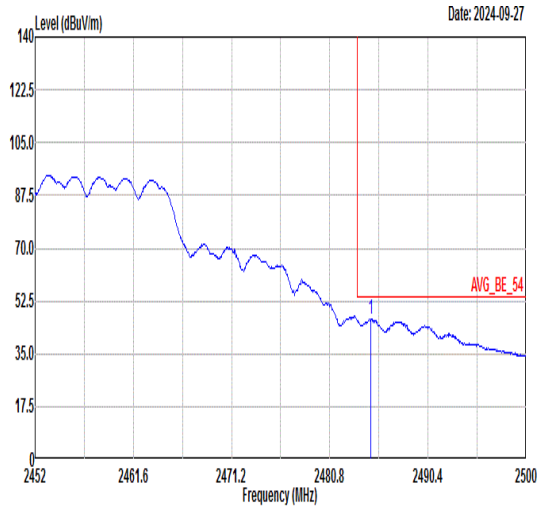 Freq Level Limit Line Margin Read Level Ant Factor Cable Loss Preamp Factor APos TPos Remark MHz dBuV/m dBuV/m dB dBuV dB/m dB dB cm deg 1 2484.83 46.32 54.00 -7.68 43.75 30.70 5.46 33.59 179 187 AVERAGE	Blank

Mode	44	
	Band Edge - L	
	2400-2483.5_802.11ac VHT40_CH07_2442MHz	
ANT	CDD 0+1	
Pol.	Horizontal	Fundamental
Peak	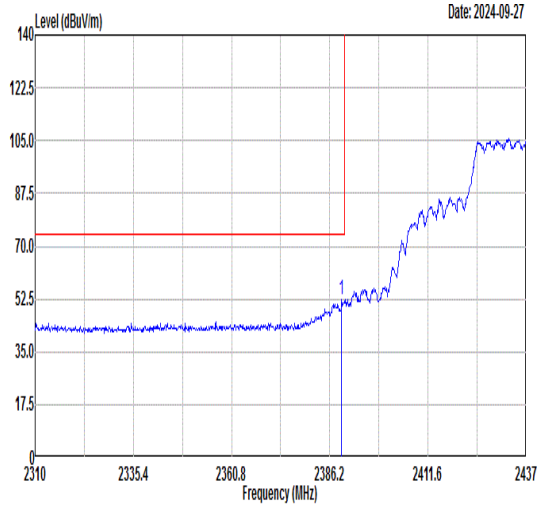 Freq Level Limit Line Margin Read Level Ant Factor Cable Loss Preamp Factor APos TPos Remark MHz dBuV/m dBuV/m dB dBuV dB/m dB dB cm deg 1 2389.25 52.05 74.00 -21.95 49.50 30.72 5.36 33.53 100 118 PEAK	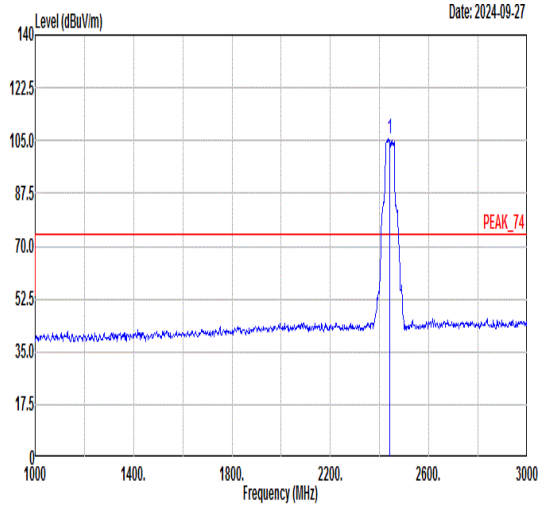 Freq Level Limit Line Margin Read Level Ant Factor Cable Loss Preamp Factor APos TPos Remark MHz dBuV/m dBuV/m dB dBuV dB/m dB dB cm deg 1 2442.00 105.42 ------ ------ 102.87 30.71 5.40 33.56 100 118 PEAK
Avg	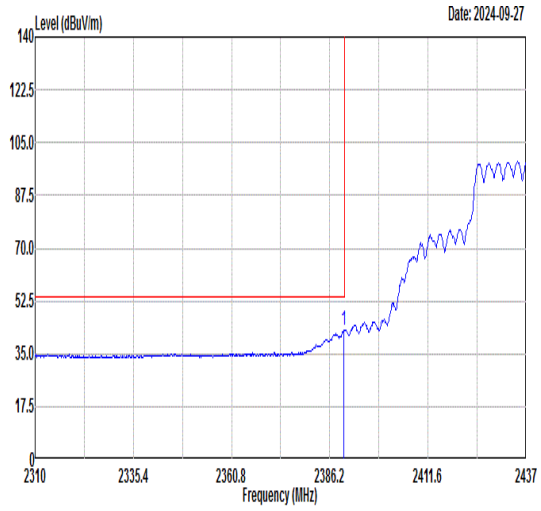 Freq Level Limit Line Margin Read Level Ant Factor Cable Loss Preamp Factor APos TPos Remark MHz dBuV/m dBuV/m dB dBuV dB/m dB dB cm deg 1 2389.88 42.78 54.00 -11.22 40.23 30.72 5.36 33.53 100 118 AVERAGE	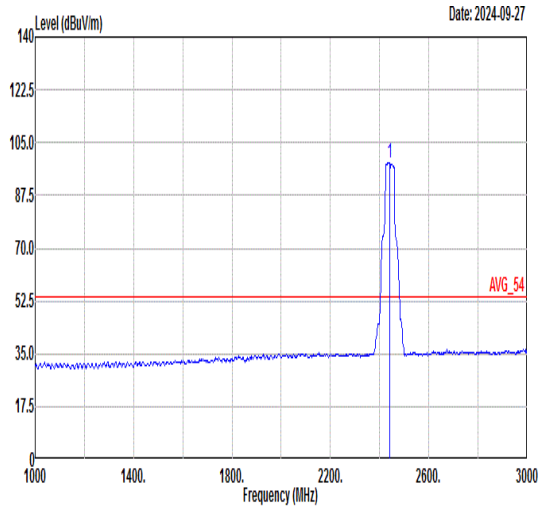 Freq Level Limit Line Margin Read Level Ant Factor Cable Loss Preamp Factor APos TPos Remark MHz dBuV/m dBuV/m dB dBuV dB/m dB dB cm deg 1 2442.00 98.45 ------ ------ 95.89 30.71 5.41 33.56 100 118 AVERAGE

Mode	44	
	Band Edge - R	
	2400-2483.5_802.11ac VHT40_CH07_2442MHz	
ANT	CDD 0+1	
Pol.	Horizontal	Fundamental
Peak	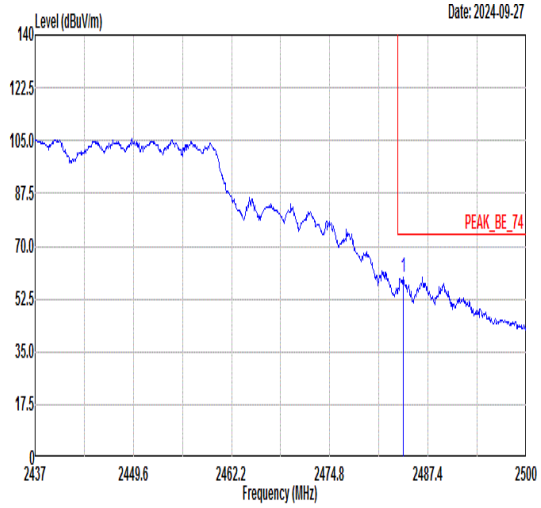 Freq Level Limit Line Margin Read Level Ant Factor Cable Loss Preamp Factor APos TPos Remark MHz dBuV/m dBuV/m dB dBuV dB/m dB dB cm deg 1 2484.19 59.88 74.00 -14.12 57.31 30.70 5.46 33.59 100 118 PEAK	Blank
Avg	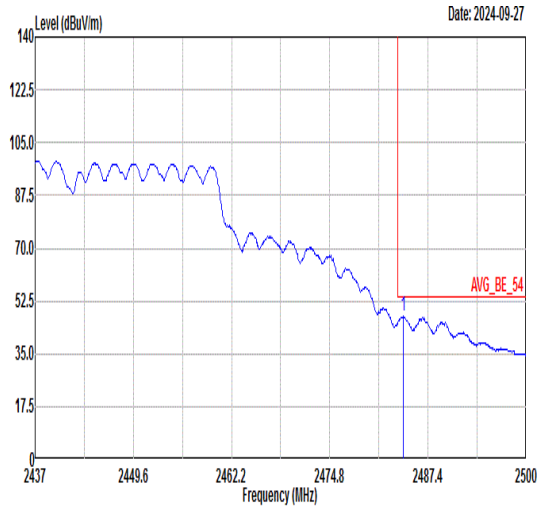 Freq Level Limit Line Margin Read Level Ant Factor Cable Loss Preamp Factor APos TPos Remark MHz dBuV/m dBuV/m dB dBuV dB/m dB dB cm deg 1 2484.19 47.33 54.00 -6.67 44.76 30.70 5.46 33.59 100 118 AVERAGE	Blank

Mode	44	
	Band Edge - L	
	2400-2483.5_802.11ac VHT40_CH07_2442MHz	
ANT	CDD 0+1	
Pol.	Vertical	Fundamental
Peak	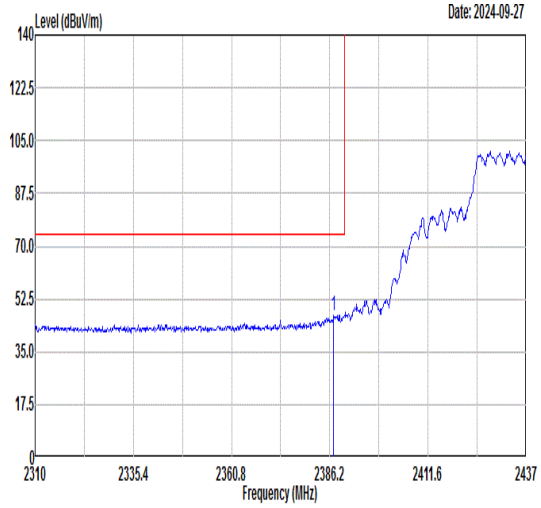 Freq Level Limit Line Margin Read Level Ant Factor Cable Loss Preamp Factor APos TPos Remark 1 2387.22 47.19 74.00 -26.81 44.64 30.72 5.36 33.53 205 163 PEAK	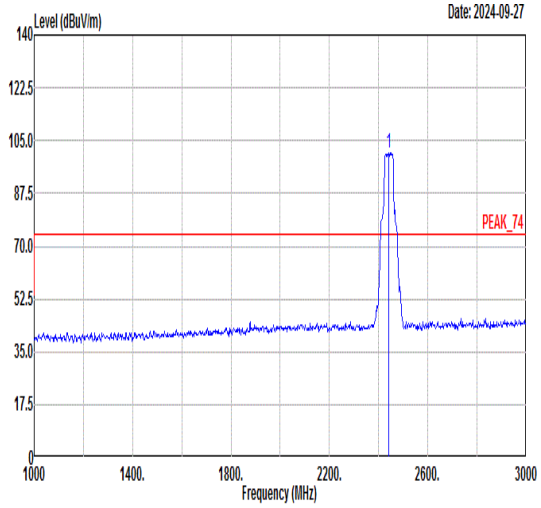 Freq Level Limit Line Margin Read Level Ant Factor Cable Loss Preamp Factor APos TPos Remark 1 2442.00 101.01 ------ ------ 98.45 30.71 5.41 33.56 205 163 PEAK
Avg	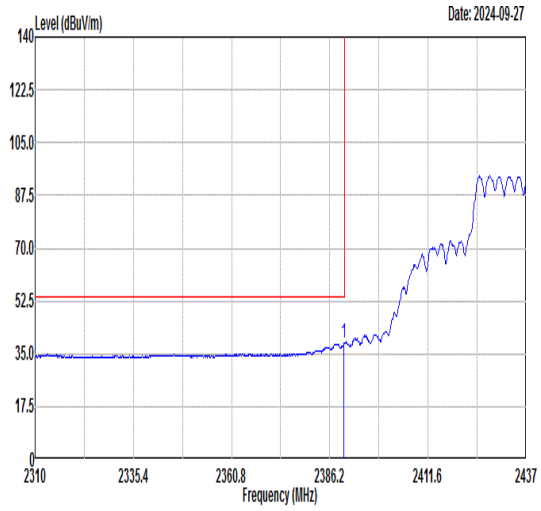 Freq Level Limit Line Margin Read Level Ant Factor Cable Loss Preamp Factor APos TPos Remark 1 2389.88 38.35 54.00 -15.65 35.80 30.72 5.36 33.53 205 163 AVERAGE	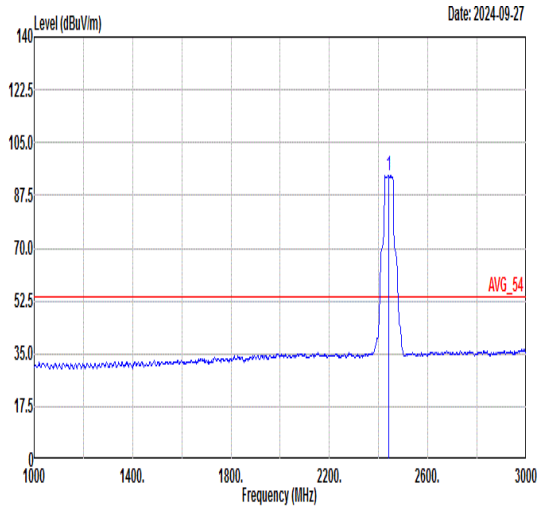 Freq Level Limit Line Margin Read Level Ant Factor Cable Loss Preamp Factor APos TPos Remark 1 2442.00 94.21 ------ ------ 91.65 30.71 5.42 33.57 205 163 AVERAGE

Mode	44	
	Band Edge - R	
	2400-2483.5_802.11ac VHT40_CH07_2442MHz	
ANT	CDD 0+1	
Pol.	Vertical	Fundamental
Peak	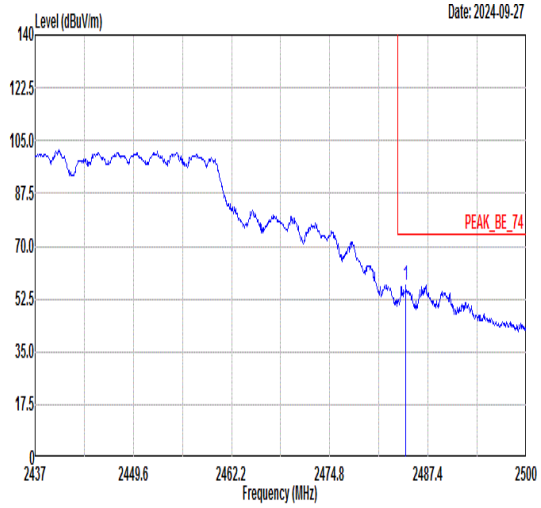 Freq Level Limit Line Margin Read Level Ant Factor Cable Loss Preamp Factor APos TPos Remark MHz dBuV/m dBuV/m dB dBuV dB/m dB dB cm deg 1 2484.57 57.19 74.00 -16.81 54.62 30.70 5.46 33.59 205 163 PEAK	Blank
Avg	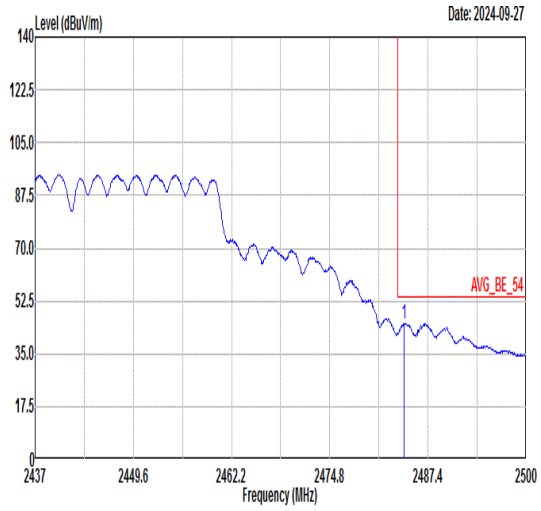 Freq Level Limit Line Margin Read Level Ant Factor Cable Loss Preamp Factor APos TPos Remark MHz dBuV/m dBuV/m dB dBuV dB/m dB dB cm deg 1 2484.38 45.12 54.00 -8.88 42.55 30.70 5.46 33.59 205 163 AVERAGE	Blank

Mode	46	
	Band Edge - L	
	2400-2483.5_802.11ax HE40_CH04_2427MHz	
ANT	CDD 0+1	
Pol.	Horizontal	Fundamental
Peak	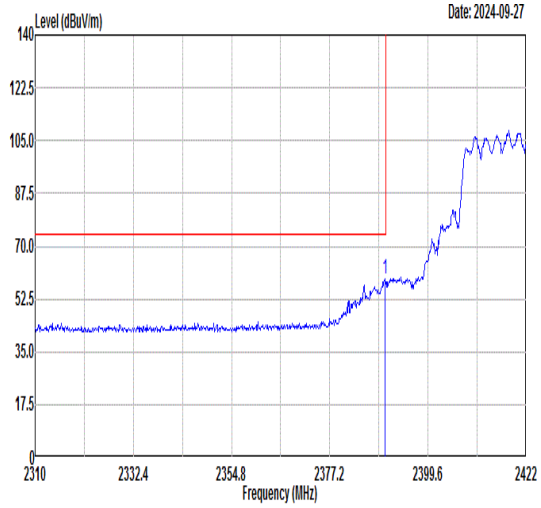 Freq Level Limit Line Margin Read Level Ant Factor Cable Loss Preamp Factor APos TPos Remark MHz dBuV/m dBuV/m dB dBuV dB/m dB dB cm deg 1 2389.86 59.31 74.00 -14.69 56.76 30.72 5.36 33.53 264 125 PEAK	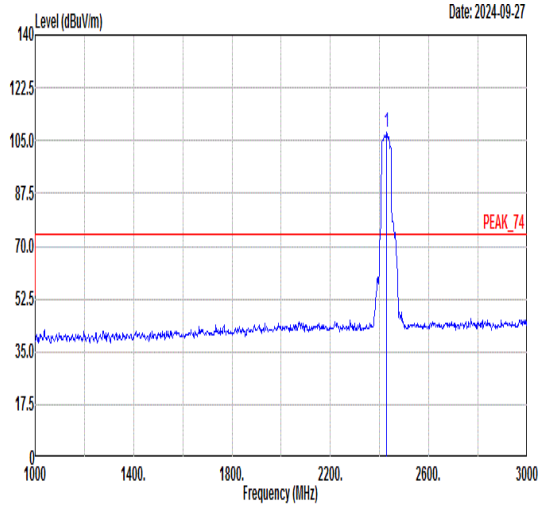 Freq Level Limit Line Margin Read Level Ant Factor Cable Loss Preamp Factor APos TPos Remark MHz dBuV/m dBuV/m dB dBuV dB/m dB dB cm deg 1 2427.00 107.77 ------ ------ 105.22 30.71 5.40 33.56 264 125 PEAK
Avg	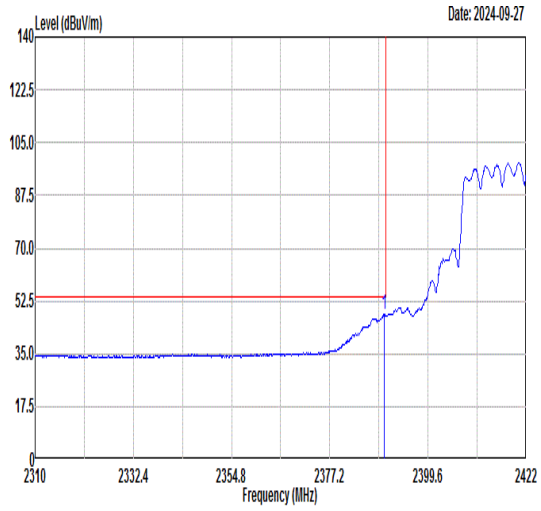 Freq Level Limit Line Margin Read Level Ant Factor Cable Loss Preamp Factor APos TPos Remark MHz dBuV/m dBuV/m dB dBuV dB/m dB dB cm deg 1 2389.63 48.15 54.00 -5.85 45.60 30.72 5.36 33.53 264 125 AVERAGE	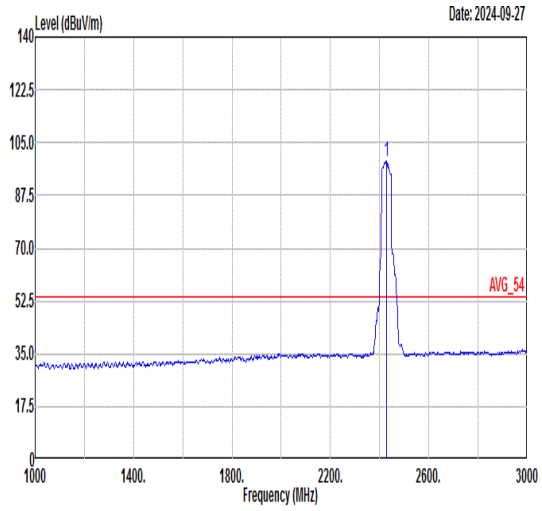 Freq Level Limit Line Margin Read Level Ant Factor Cable Loss Preamp Factor APos TPos Remark MHz dBuV/m dBuV/m dB dBuV dB/m dB dB cm deg 1 2427.00 98.69 ------ ------ 96.15 30.71 5.39 33.56 264 125 AVERAGE

Mode	46	
	Band Edge - R	
	2400-2483.5_802.11ax HE40_CH04_2427MHz	
ANT	CDD 0+1	
Pol.	Horizontal	Fundamental
Peak	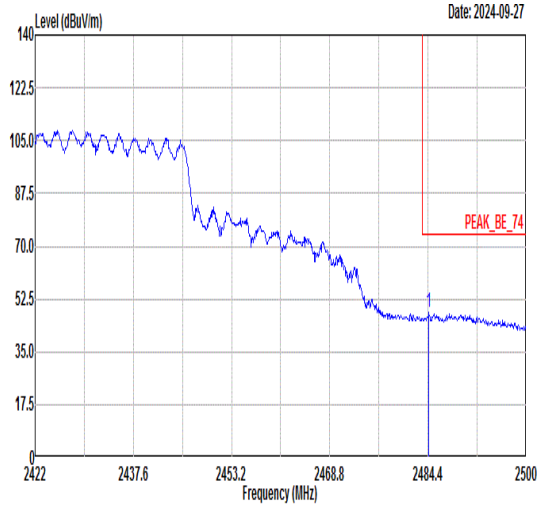 Freq Level Limit Line Margin Read Level Ant Factor Cable Loss Preamp Factor APos TPos Remark MHz dBuV/m dBuV/m dB dBuV dB/m dB dB cm deg 1 2484.56 47.98 74.00 -26.02 45.41 30.70 5.46 33.59 264 125 PEAK	Blank
Avg	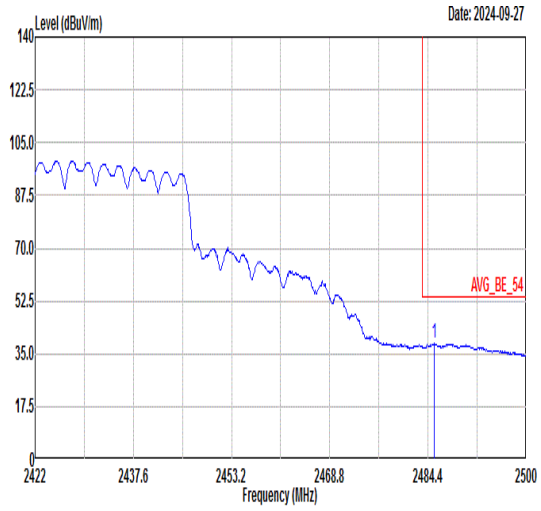 Freq Level Limit Line Margin Read Level Ant Factor Cable Loss Preamp Factor APos TPos Remark MHz dBuV/m dBuV/m dB dBuV dB/m dB dB cm deg 1 2485.34 38.36 54.00 -15.64 35.79 30.70 5.46 33.59 264 125 AVERAGE	Blank

Mode	46	
	Band Edge - L	
	2400-2483.5_802.11ax HE40_CH04_2427MHz	
ANT	CDD 0+1	
Pol.	Vertical	Fundamental
Peak	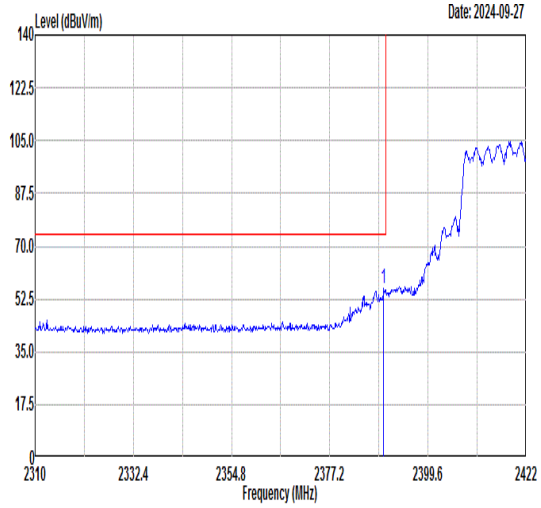 Freq Level Limit Line Margin Read Level Ant Factor Cable Loss Preamp Factor APos TPos Remark 1 2389.52 55.91 74.00 -18.09 53.36 30.72 5.36 33.53 151 157 PEAK	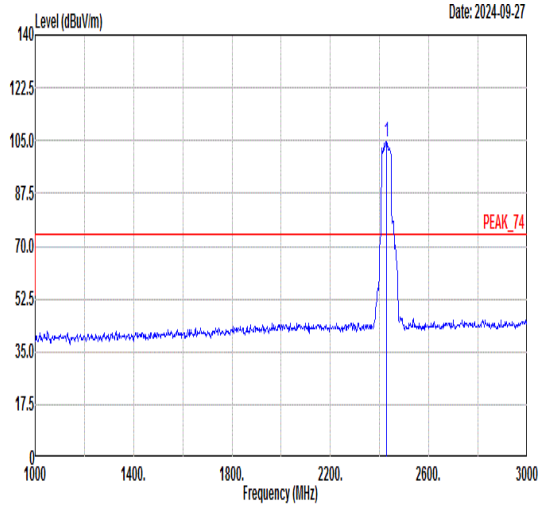 Freq Level Limit Line Margin Read Level Ant Factor Cable Loss Preamp Factor APos TPos Remark 1 2427.00 104.62 ------ ------ 102.08 30.71 5.39 33.56 151 157 PEAK
Avg	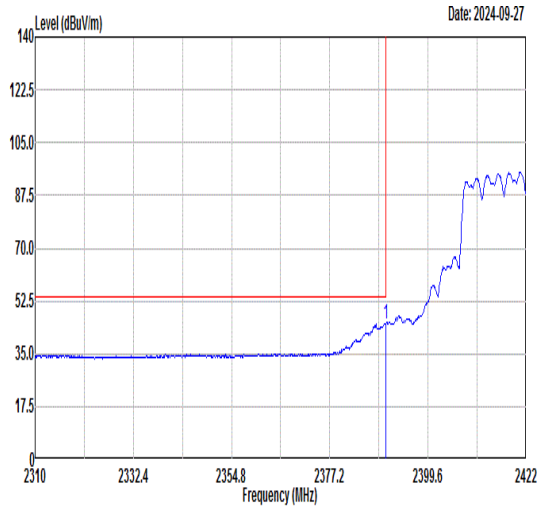 Freq Level Limit Line Margin Read Level Ant Factor Cable Loss Preamp Factor APos TPos Remark 1 2389.97 45.13 54.00 -8.87 42.58 30.72 5.36 33.53 151 157 AVERAGE	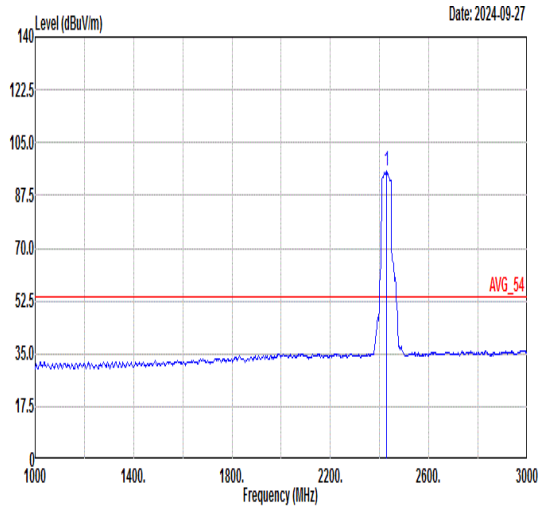 Freq Level Limit Line Margin Read Level Ant Factor Cable Loss Preamp Factor APos TPos Remark 1 2427.00 95.54 ------ ------ 92.99 30.71 5.40 33.56 151 157 AVERAGE

Mode	46	
	Band Edge - R	
	2400-2483.5_802.11ax HE40_CH04_2427MHz	
ANT	CDD 0+1	
Pol.	Vertical	Fundamental
Peak	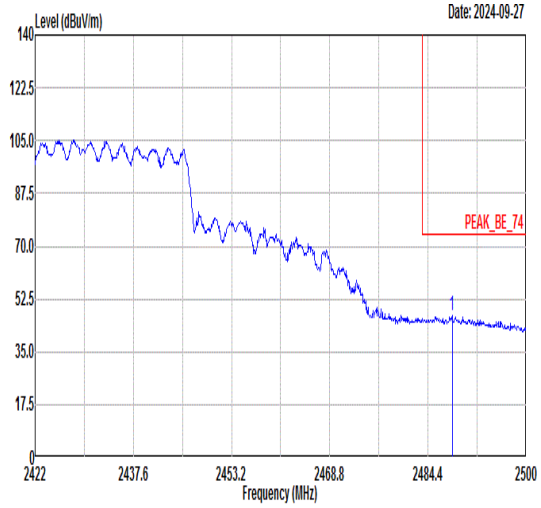 Limit Read Ant Cable Preamp APos TPos Freq Level Line Margin Level Factor Loss Factor Remark MHz dBuV/m dBuV/m dB dBuV dB/m dB dB cm deg 1 2488.22 47.10 74.00 -26.90 44.52 30.70 5.47 33.59 151 157 PEAK	Blank
Avg	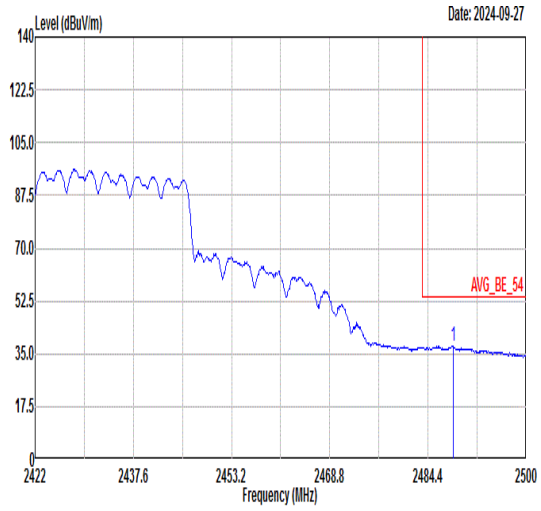 Limit Read Ant Cable Preamp APos TPos Freq Level Line Margin Level Factor Loss Factor Remark MHz dBuV/m dBuV/m dB dBuV dB/m dB dB cm deg 1 2488.38 37.42 54.00 -16.58 34.84 30.70 5.47 33.59 151 157 AVERAGE	Blank

Mode	47	
	Band Edge - L	
	2400-2483.5_802.11ax HE40_CH05_2432MHz	
ANT	CDD 0+1	
Pol.	Horizontal	Fundamental
Peak	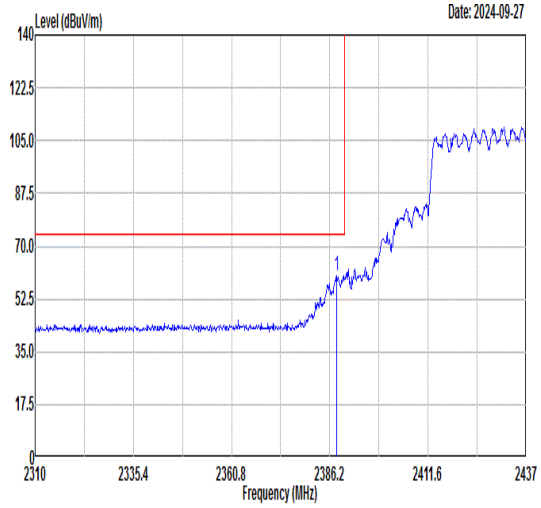 Freq Level Limit Line Margin Read Level Ant Factor Cable Loss Preamp Factor APos TPos Remark MHz dBuV/m dBuV/m dB dBuV dB/m dB dB cm deg 1 2387.98 60.48 74.00 -13.52 57.93 30.72 5.36 33.53 101 118 PEAK	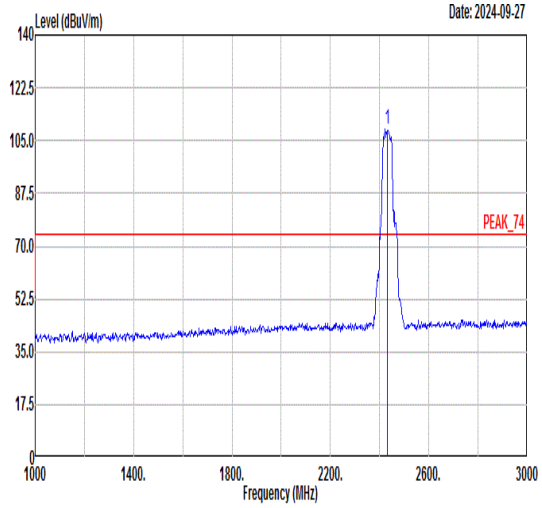 Freq Level Limit Line Margin Read Level Ant Factor Cable Loss Preamp Factor APos TPos Remark MHz dBuV/m dBuV/m dB dBuV dB/m dB dB cm deg 1 2432.00 108.76 ------ ------ 106.20 30.72 5.39 33.55 101 118 PEAK
Avg	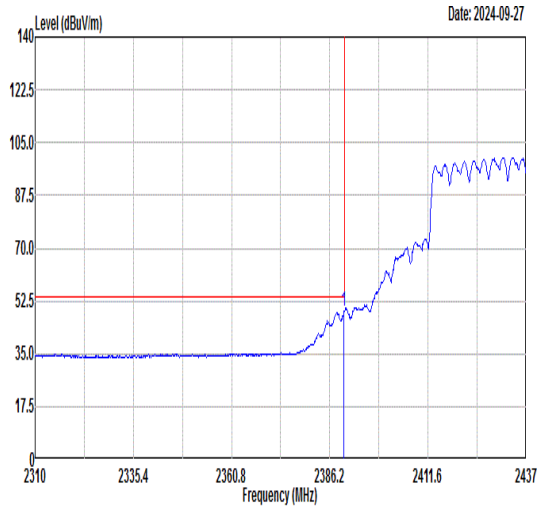 Freq Level Limit Line Margin Read Level Ant Factor Cable Loss Preamp Factor APos TPos Remark MHz dBuV/m dBuV/m dB dBuV dB/m dB dB cm deg 1 2389.88 48.91 54.00 -5.09 46.36 30.72 5.36 33.53 101 118 AVERAGE	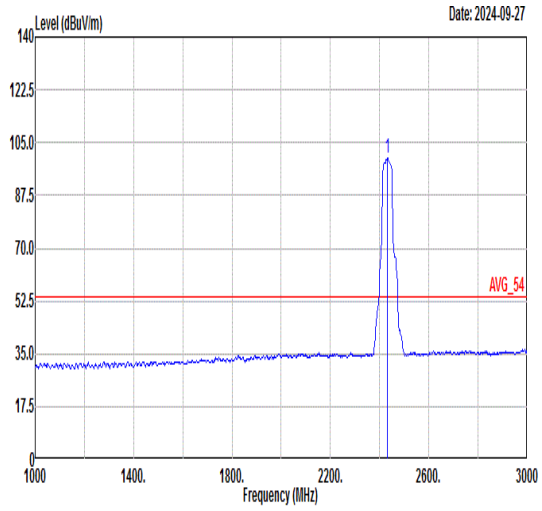 Freq Level Limit Line Margin Read Level Ant Factor Cable Loss Preamp Factor APos TPos Remark MHz dBuV/m dBuV/m dB dBuV dB/m dB dB cm deg 1 2432.00 99.92 ------ ------ 97.37 30.71 5.40 33.56 101 118 AVERAGE

Mode	47	
	Band Edge - R	
	2400-2483.5_802.11ax HE40_CH05_2432MHz	
ANT	CDD 0+1	
Pol.	Horizontal	Fundamental
Peak	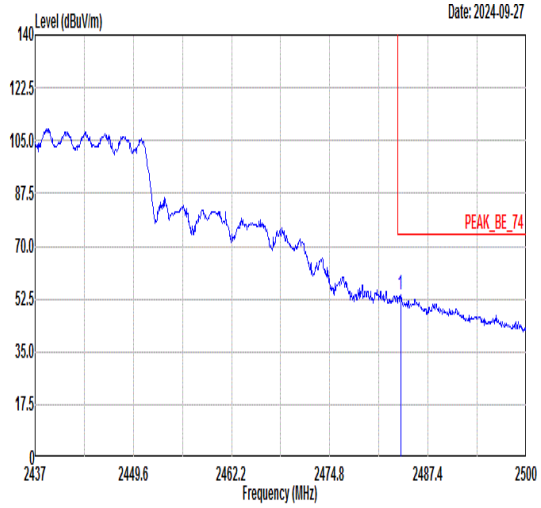 Freq Level Limit Line Margin Read Level Ant Factor Cable Loss Preamp Factor APos TPos Remark MHz dBuV/m dBuV/m dB dBuV dB/m dB dB cm deg 1 2483.87 53.77 74.00 -20.23 51.20 30.70 5.46 33.59 101 118 PEAK	Blank
Avg	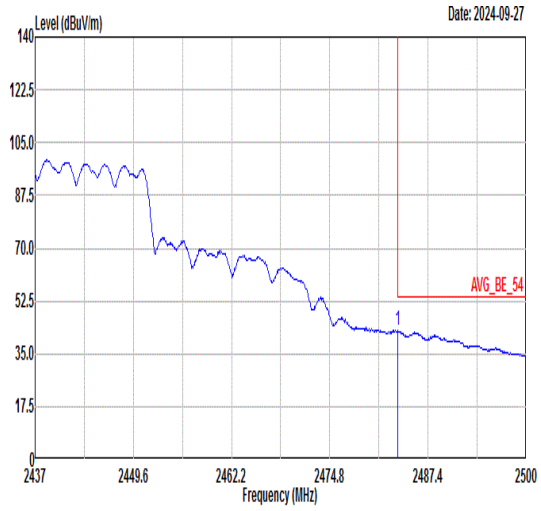 Freq Level Limit Line Margin Read Level Ant Factor Cable Loss Preamp Factor APos TPos Remark MHz dBuV/m dBuV/m dB dBuV dB/m dB dB cm deg 1 2483.56 42.63 54.00 -11.37 40.06 30.70 5.46 33.59 101 118 AVERAGE	Blank

Mode	47	
	Band Edge - L	
	2400-2483.5_802.11ax HE40_CH05_2432MHz	
ANT	CDD 0+1	
Pol.	Vertical	Fundamental
Peak	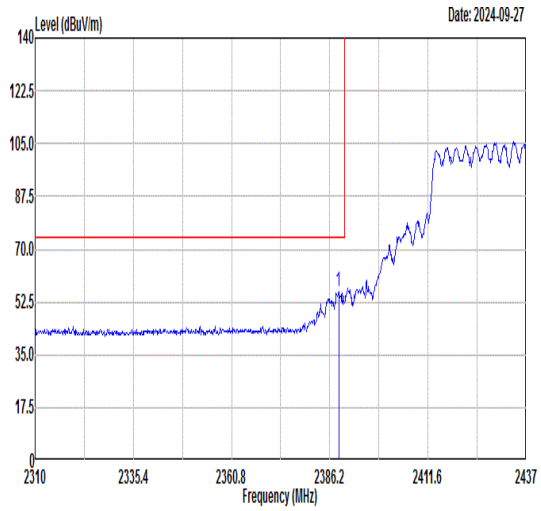 Freq Level Limit Line Margin Read Level Ant Factor Cable Loss Preamp Factor APos TPos Remark 1 2388.49 55.84 74.00 -18.16 53.29 30.72 5.36 33.53 200 144 PEAK	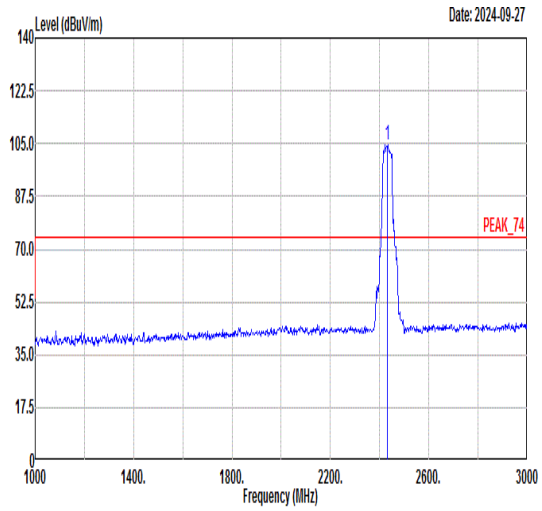 Freq Level Limit Line Margin Read Level Ant Factor Cable Loss Preamp Factor APos TPos Remark 1 2432.00 104.83 ------ ------ 102.27 30.72 5.39 33.55 200 144 PEAK
Avg	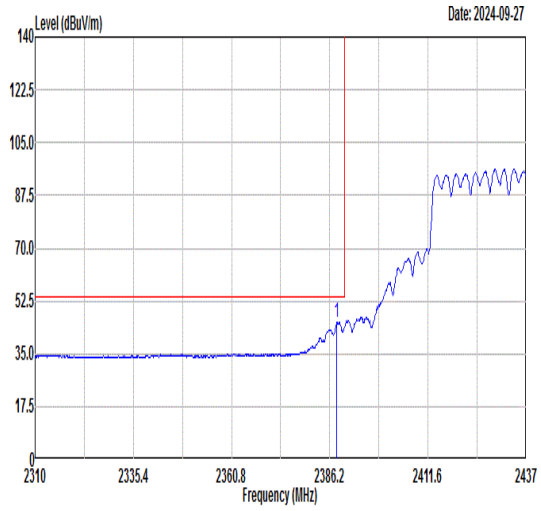 Freq Level Limit Line Margin Read Level Ant Factor Cable Loss Preamp Factor APos TPos Remark 1 2387.98 45.34 54.00 -8.66 42.79 30.72 5.36 33.53 200 144 AVERAGE	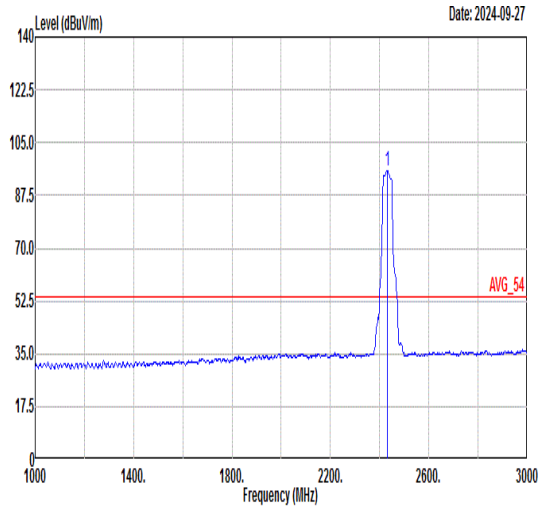 Freq Level Limit Line Margin Read Level Ant Factor Cable Loss Preamp Factor APos TPos Remark 1 2432.00 95.85 ------ ------ 93.30 30.71 5.40 33.56 200 144 AVERAGE

Mode	47	
	Band Edge - R	
	2400-2483.5_802.11ax HE40_CH05_2432MHz	
ANT	CDD 0+1	
Pol.	Vertical	Fundamental
Peak	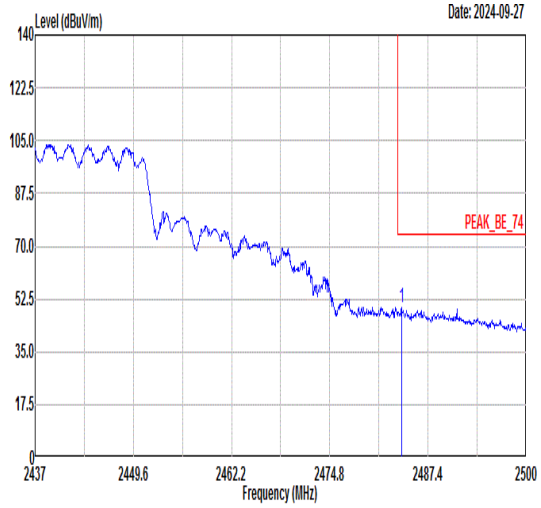 Freq Level Limit Line Margin Read Level Ant Factor Cable Loss Preamp Factor APos TPos Remark MHz dBuV/m dBuV/m dB dBuV dB/m dB dB cm deg 1 2484.00 49.44 74.00 -24.56 46.87 30.70 5.46 33.59 200 144 PEAK	Blank
Avg	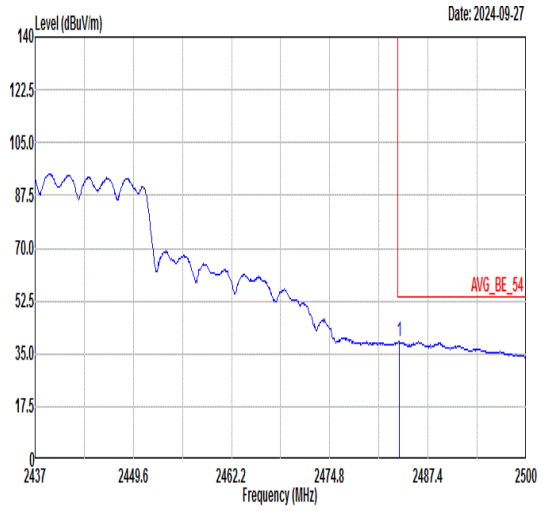 Freq Level Limit Line Margin Read Level Ant Factor Cable Loss Preamp Factor APos TPos Remark MHz dBuV/m dBuV/m dB dBuV dB/m dB dB cm deg 1 2483.68 39.05 54.00 -14.95 36.48 30.70 5.46 33.59 200 144 AVERAGE	Blank

Mode	48	
	Band Edge - L	
	2400-2483.5_802.11ax HE40_CH08_2447MHz	
ANT	CDD 0+1	
Pol.	Horizontal	Fundamental
Peak	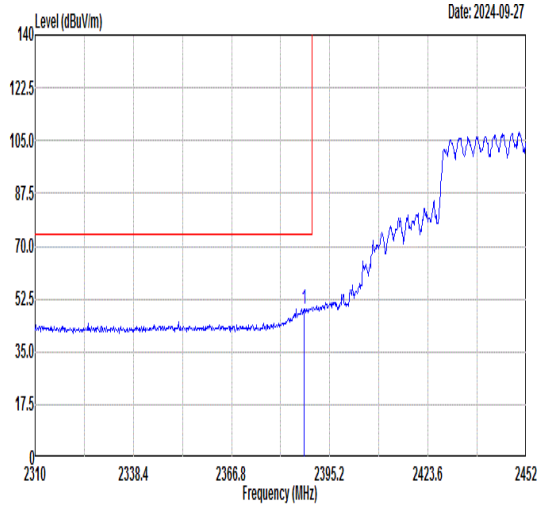 Freq Level Limit Line Margin Read Level Ant Factor Cable Loss Preamp Factor APos TPos Remark 1 2387.67 49.27 74.00 -24.73 46.72 30.72 5.36 33.53 114 124 PEAK	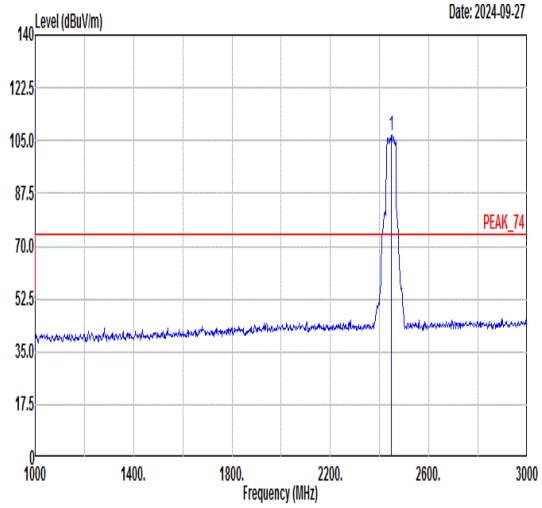 Freq Level Limit Line Margin Read Level Ant Factor Cable Loss Preamp Factor APos TPos Remark 1 2447.00 106.79 ------ ------ 104.23 30.71 5.42 33.57 114 124 PEAK
Avg	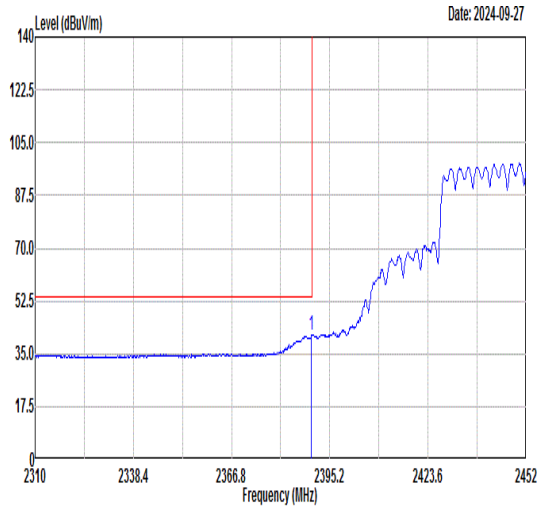 Freq Level Limit Line Margin Read Level Ant Factor Cable Loss Preamp Factor APos TPos Remark 1 2389.95 40.98 54.00 -13.02 38.43 30.72 5.36 33.53 114 124 AVERAGE	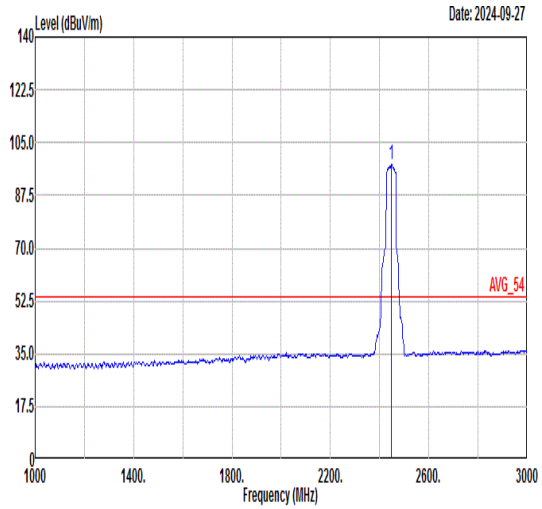 Freq Level Limit Line Margin Read Level Ant Factor Cable Loss Preamp Factor APos TPos Remark 1 2447.00 97.82 ------ ------ 95.26 30.71 5.42 33.57 114 124 AVERAGE

Mode	48	
	Band Edge - R	
	2400-2483.5_802.11ax HE40_CH08_2447MHz	
ANT	CDD 0+1	
Pol.	Horizontal	Fundamental
Peak	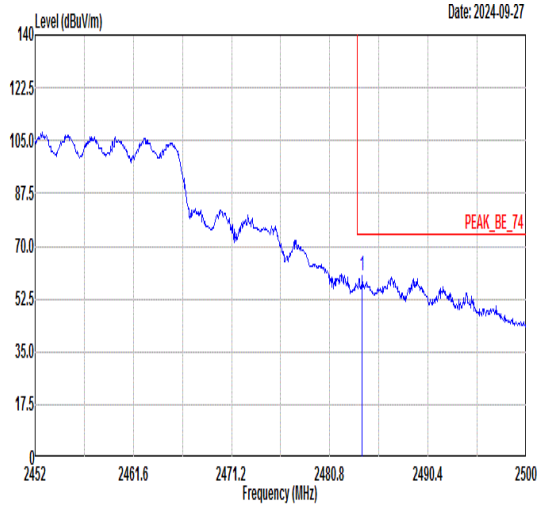 Freq Level Limit Line Margin Read Level Ant Factor Cable Loss Preamp Factor APos TPos Remark MHz dBuV/m dBuV/m dB dBuV dB/m dB dB cm deg 1 2483.97 60.46 74.00 -13.54 57.89 30.70 5.46 33.59 114 124 PEAK	Blank
Avg	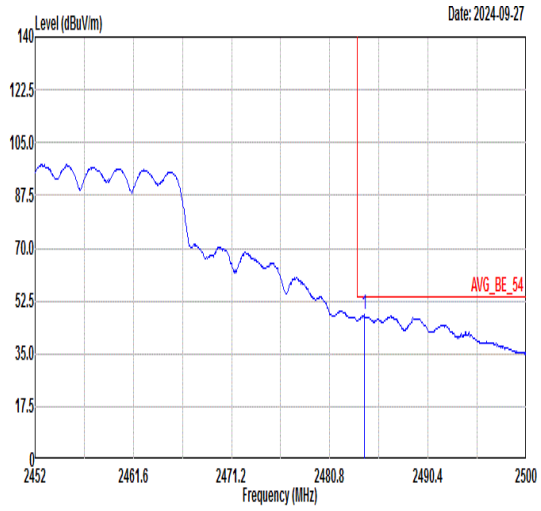 Freq Level Limit Line Margin Read Level Ant Factor Cable Loss Preamp Factor APos TPos Remark MHz dBuV/m dBuV/m dB dBuV dB/m dB dB cm deg 1 2484.16 47.90 54.00 -6.10 45.33 30.70 5.46 33.59 114 124 AVERAGE	Blank

Mode	48	
	Band Edge - L	
	2400-2483.5_802.11ax HE40_CH08_2447MHz	
ANT	CDD 0+1	
Pol.	Vertical	Fundamental
Peak	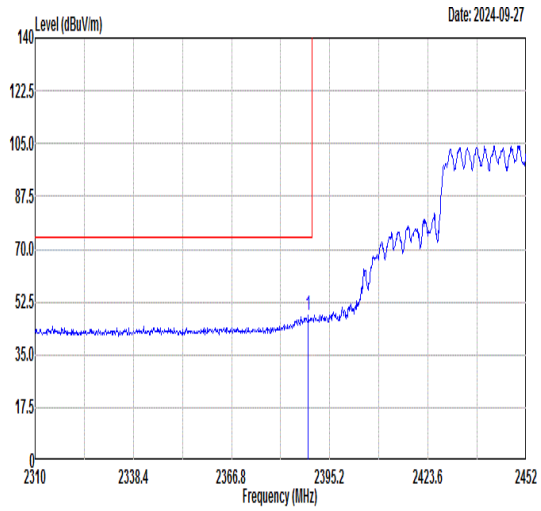 Freq Level Limit Line Margin Read Level Ant Factor Cable Loss Preamp Factor APos TPos Remark 1 2388.95 48.26 74.00 -25.74 45.71 30.72 5.36 33.53 200 157 PEAK	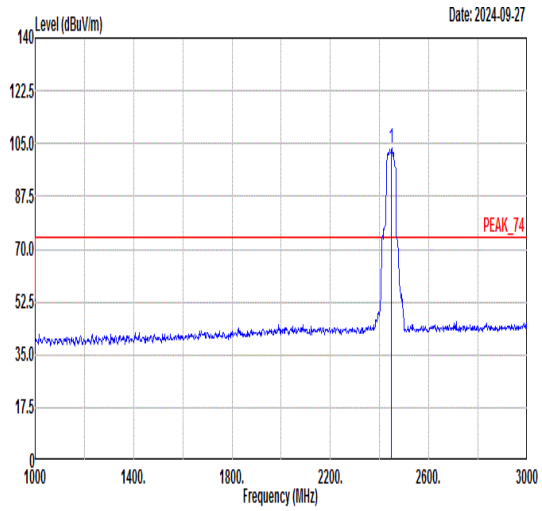 Freq Level Limit Line Margin Read Level Ant Factor Cable Loss Preamp Factor APos TPos Remark 1 2447.00 103.32 ------ ------ 100.76 30.71 5.42 33.57 200 157 PEAK
Avg	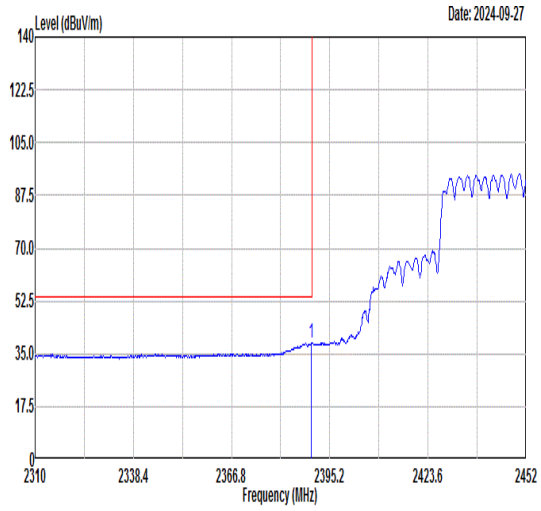 Freq Level Limit Line Margin Read Level Ant Factor Cable Loss Preamp Factor APos TPos Remark 1 2389.95 38.44 54.00 -15.56 35.89 30.72 5.36 33.53 200 157 AVERAGE	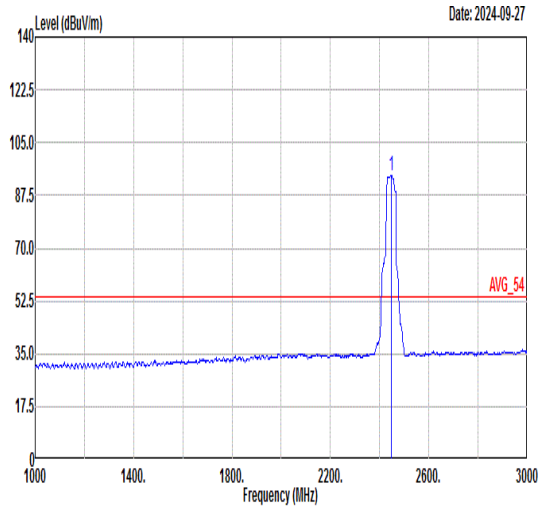 Freq Level Limit Line Margin Read Level Ant Factor Cable Loss Preamp Factor APos TPos Remark 1 2447.00 94.18 ------ ------ 91.62 30.71 5.42 33.57 200 157 AVERAGE

Mode	48	
	Band Edge - R	
	2400-2483.5_802.11ax HE40_CH08_2447MHz	
ANT	CDD 0+1	
Pol.	Vertical	Fundamental
Peak	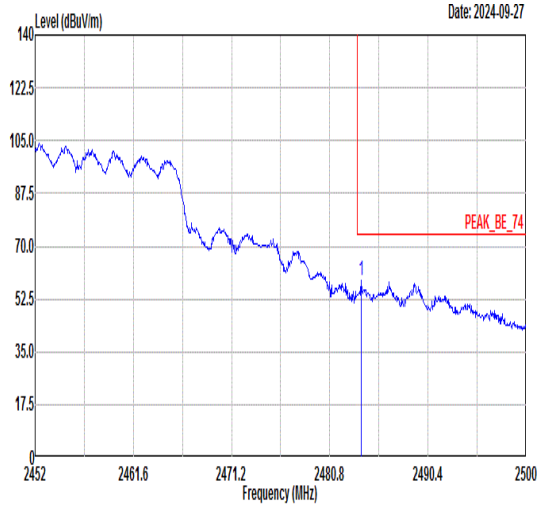 Limit Read Ant Cable Preamp APos TPos Freq Level Line Margin Level Factor Loss Factor Remark MHz dBuV/m dBuV/m dB dBuV dB/m dB dB cm deg 1 2483.87 58.44 74.00 -15.56 55.87 30.70 5.46 33.59 200 157 PEAK	Blank
Avg	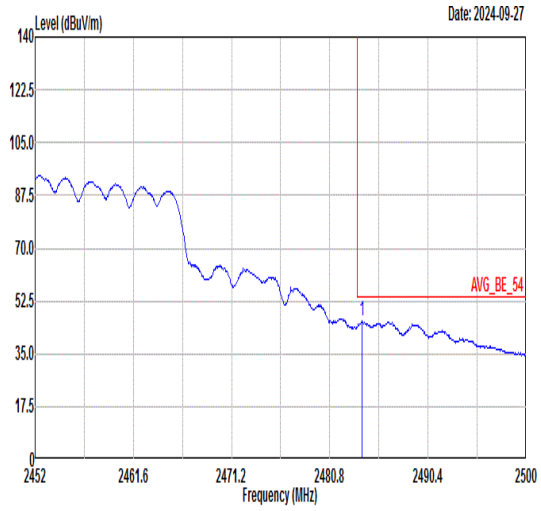 Limit Read Ant Cable Preamp APos TPos Freq Level Line Margin Level Factor Loss Factor Remark MHz dBuV/m dBuV/m dB dBuV dB/m dB dB cm deg 1 2483.97 45.71 54.00 -8.29 43.14 30.70 5.46 33.59 200 157 AVERAGE	Blank

Mode	49	
	Band Edge - L	
	2400-2483.5_802.11ax HE40_CH07_2442MHz	
ANT	CDD 0+1	
Pol.	Horizontal	Fundamental
Peak	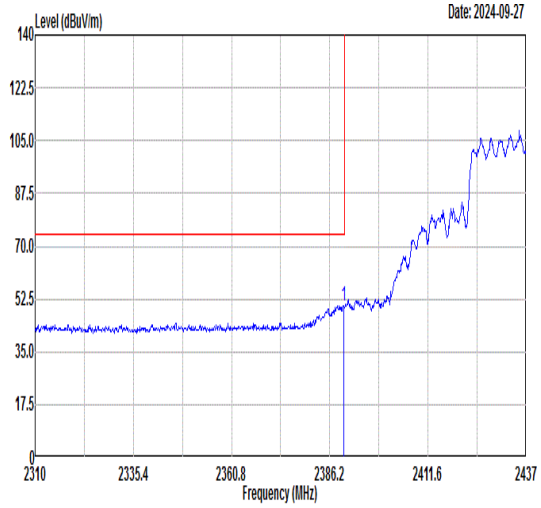 Freq Level Limit Line Margin Read Level Ant Factor Cable Loss Preamp Factor APos TPos Remark 1 2389.76 50.26 74.00 -23.74 47.71 30.72 5.36 33.53 132 128 PEAK	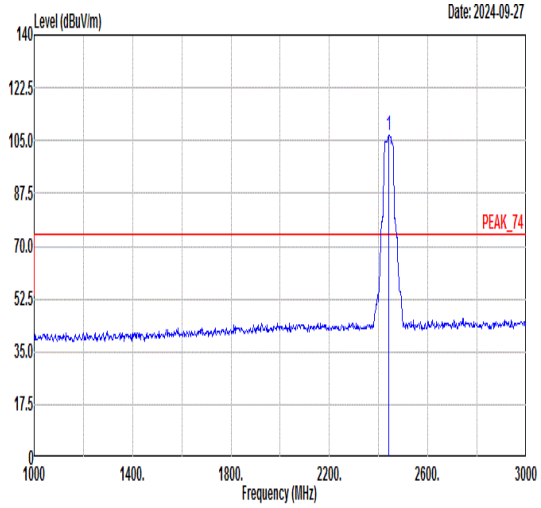 Freq Level Limit Line Margin Read Level Ant Factor Cable Loss Preamp Factor APos TPos Remark 1 2442.00 106.72 ------ ------ 104.17 30.71 5.41 33.57 132 128 PEAK
Avg	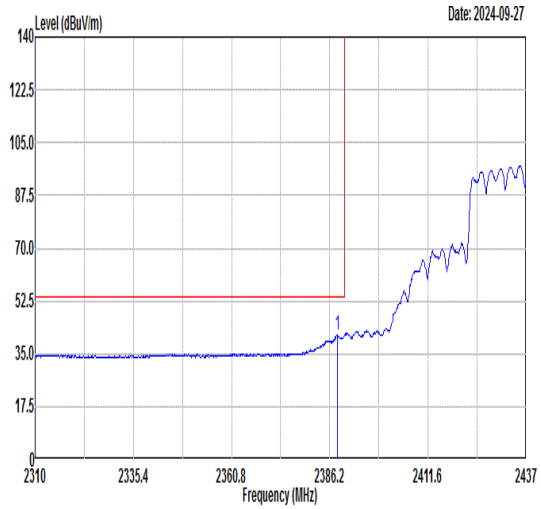 Freq Level Limit Line Margin Read Level Ant Factor Cable Loss Preamp Factor APos TPos Remark 1 2388.11 41.19 54.00 -12.81 38.64 30.72 5.36 33.53 132 128 AVERAGE	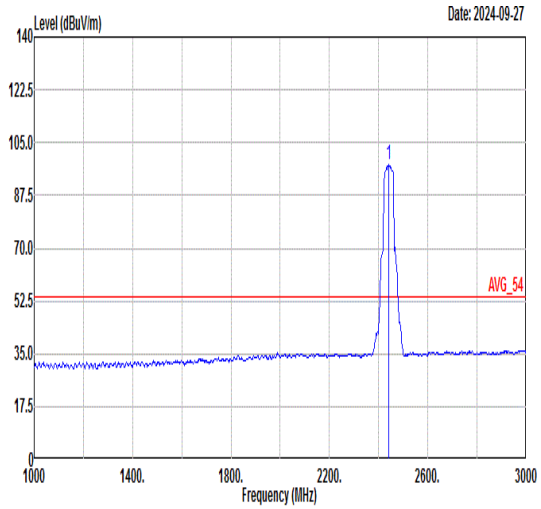 Freq Level Limit Line Margin Read Level Ant Factor Cable Loss Preamp Factor APos TPos Remark 1 2442.00 97.49 ------ ------ 94.94 30.71 5.41 33.57 132 128 AVERAGE

Mode	49	
	Band Edge - R	
	2400-2483.5_802.11ax HE40_CH07_2442MHz	
ANT	CDD 0+1	
Pol.	Horizontal	Fundamental
Peak	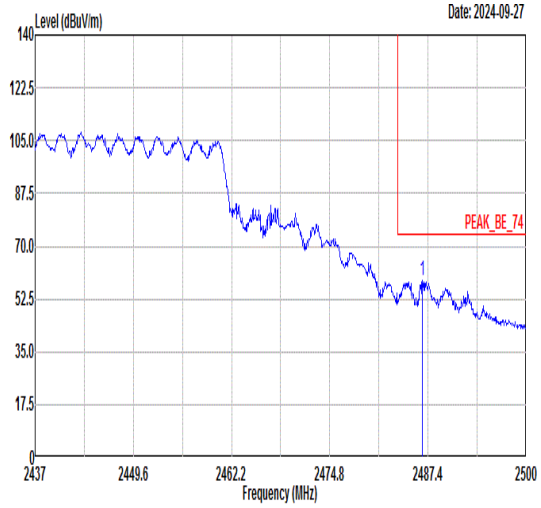 Freq Level Limit Line Margin Read Level Ant Factor Cable Loss Preamp Factor APos TPos Remark MHz dBuV/m dBuV/m dB dBuV dB/m dB dB cm deg 1 2486.71 58.44 74.00 -15.56 55.87 30.70 5.46 33.59 132 128 PEAK	Blank
Avg	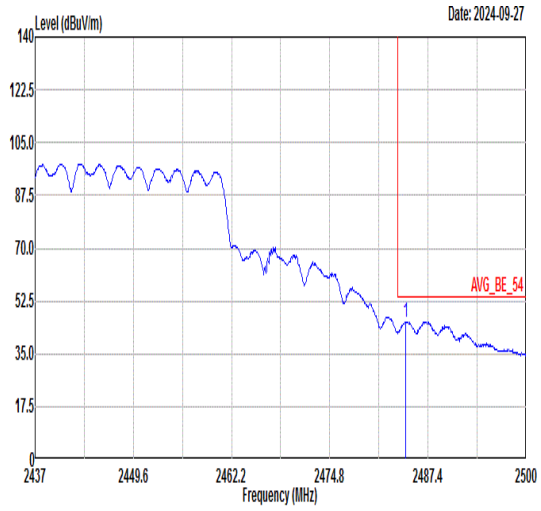 Freq Level Limit Line Margin Read Level Ant Factor Cable Loss Preamp Factor APos TPos Remark MHz dBuV/m dBuV/m dB dBuV dB/m dB dB cm deg 1 2484.57 45.48 54.00 -8.52 42.91 30.70 5.46 33.59 132 128 AVERAGE	Blank

Mode	49	
	Band Edge - L	
	2400-2483.5_802.11ax HE40_CH07_2442MHz	
ANT	CDD 0+1	
Pol.	Vertical	Fundamental
Peak	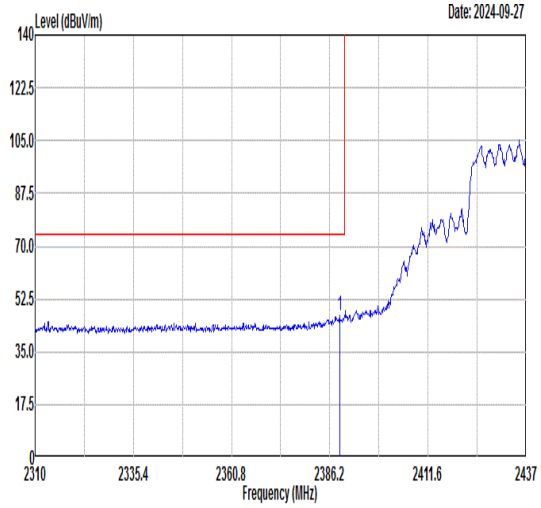 Freq Level Limit Line Margin Read Level Ant Factor Cable Loss Preamp Factor APos TPos Remark 1 2388.74 46.91 74.00 -27.09 44.36 30.72 5.36 33.53 208 158 PEAK	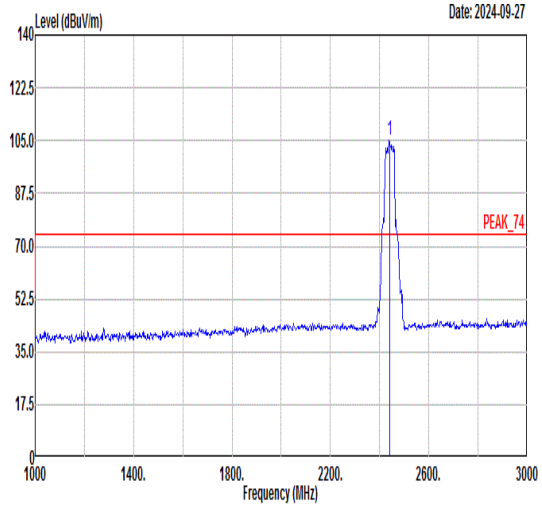 Freq Level Limit Line Margin Read Level Ant Factor Cable Loss Preamp Factor APos TPos Remark 1 2442.00 105.15 ------ ------ 102.59 30.71 5.41 33.56 208 158 PEAK
Avg	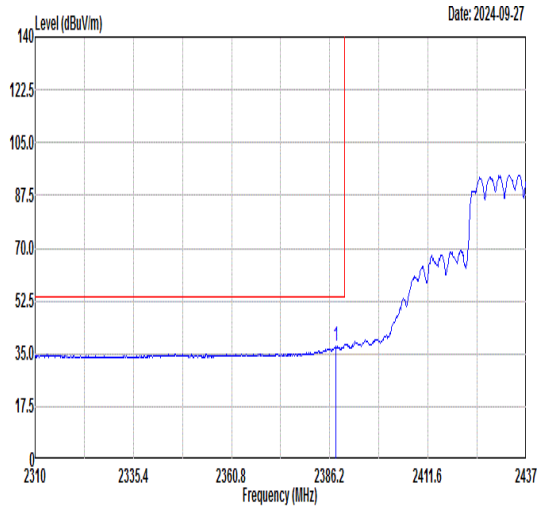 Freq Level Limit Line Margin Read Level Ant Factor Cable Loss Preamp Factor APos TPos Remark 1 2387.85 37.36 54.00 -16.64 34.81 30.72 5.36 33.53 208 158 AVERAGE	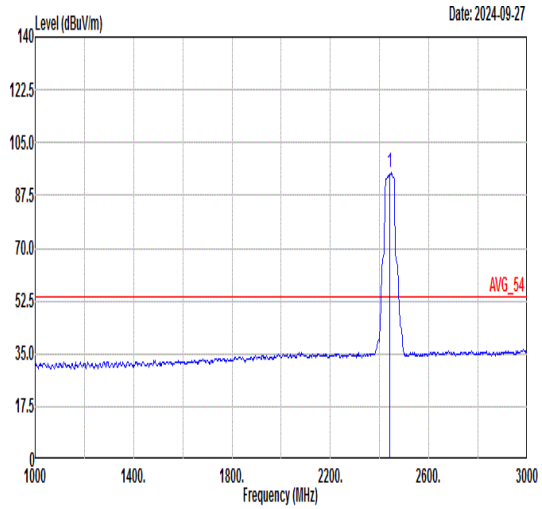 Freq Level Limit Line Margin Read Level Ant Factor Cable Loss Preamp Factor APos TPos Remark 1 2442.00 94.88 ------ ------ 92.32 30.71 5.42 33.57 208 158 AVERAGE

Mode	49	
	Band Edge - R	
	2400-2483.5_802.11ax HE40_CH07_2442MHz	
ANT	CDD 0+1	
Pol.	Vertical	Fundamental
Peak	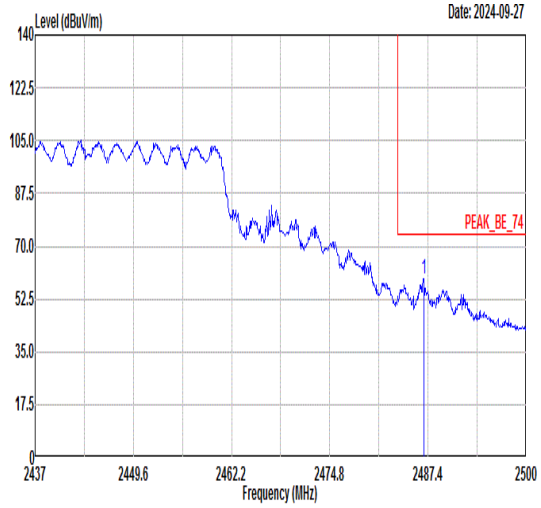 Freq Level Limit Line Margin Read Level Ant Factor Cable Loss Preamp Factor APos TPos Remark MHz dBuV/m dBuV/m dB dBuV dB/m dB dB cm deg 1 2486.83 59.16 74.00 -14.84 56.59 30.70 5.46 33.59 208 158 PEAK	Blank
Avg	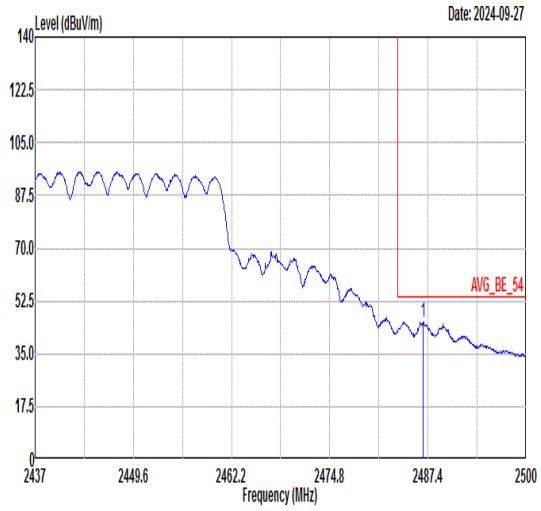 Freq Level Limit Line Margin Read Level Ant Factor Cable Loss Preamp Factor APos TPos Remark MHz dBuV/m dBuV/m dB dBuV dB/m dB dB cm deg 1 2486.77 45.33 54.00 -8.67 42.76 30.70 5.46 33.59 208 158 AVERAGE	Blank

Appendix D. Duty Cycle Plots

Antenna Label	Band	Duty Cycle(%)	T(ms)	1/T(kHz)	VBW Setting
0	802.11b	100	-	-	10Hz
	802.11g	96.98	1.399	0.715	1KHz
1	802.11b	100	-	-	10Hz
	802.11g	96.97	1.391	0.719	1KHz
0+1	802.11ac VHT20	96.791	1.312	0.762	1KHz
	802.11ac VHT40	93.971	0.655	1.527	3KHz
	802.11ax HE20	95.890	1.015	0.986	1KHz
	802.11ax HE40	92.750	0.538	1.860	3KHz

Ant.0

802.11b

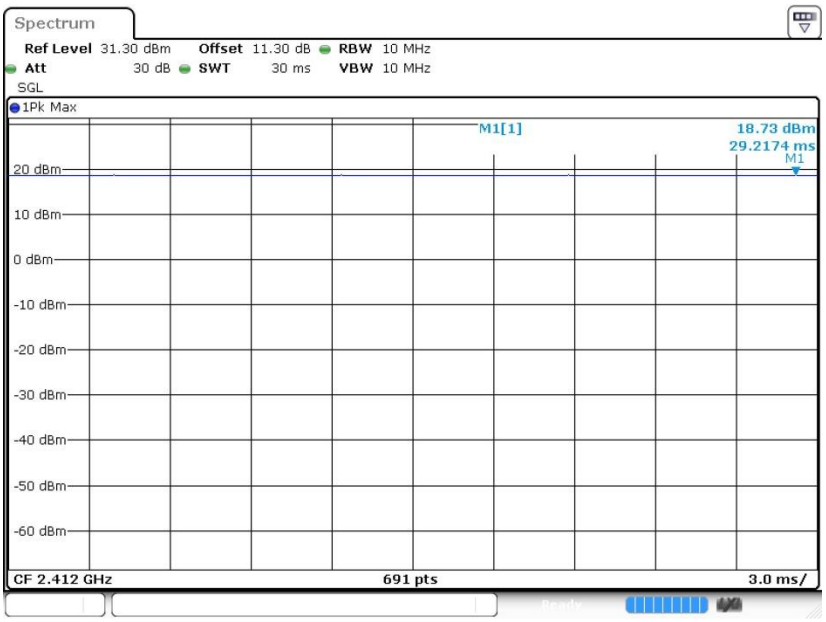

802.11g

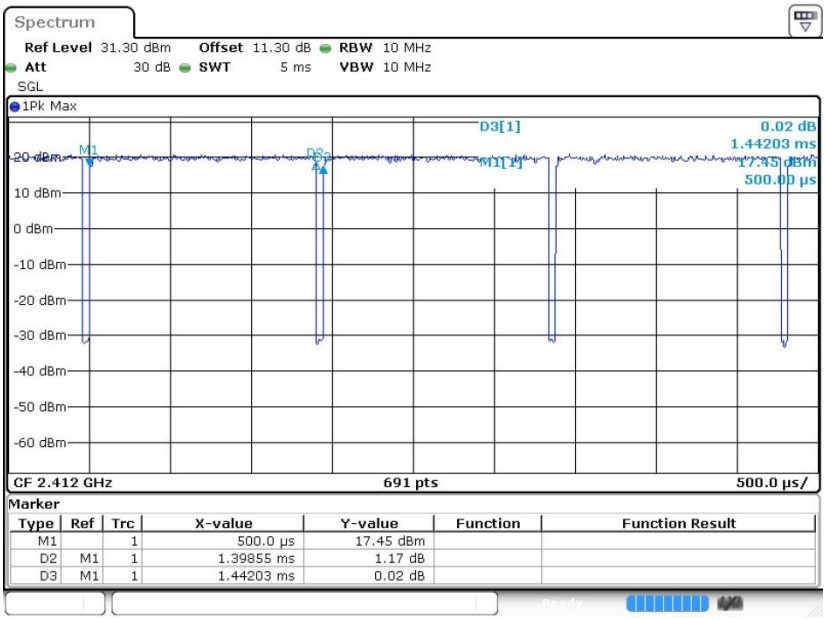

Ant.1

802.11b

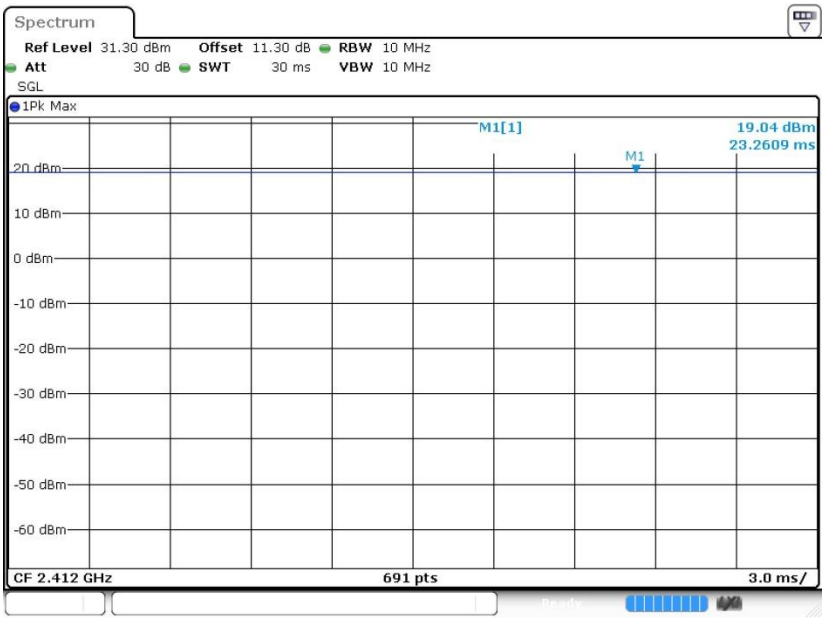

802.11g

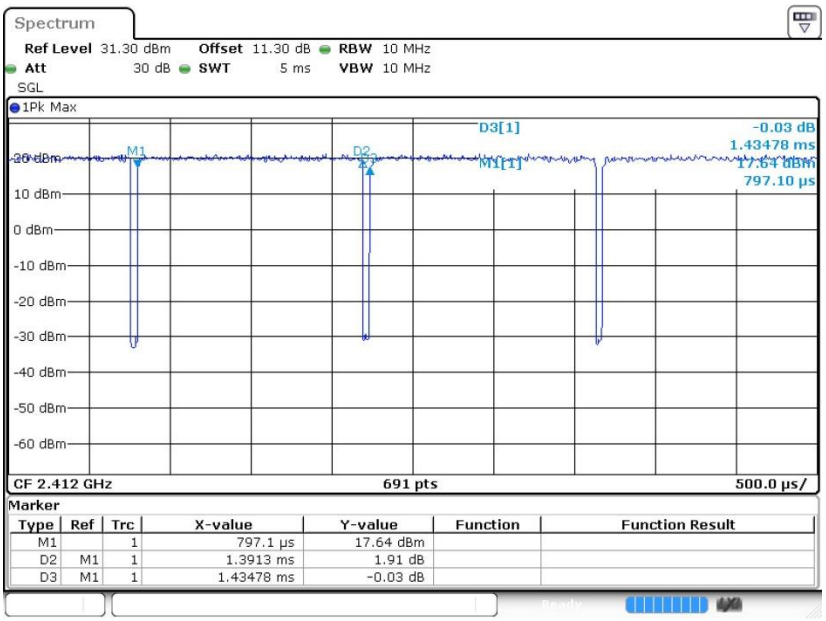

Ant.0+1

802.11ac VHT20

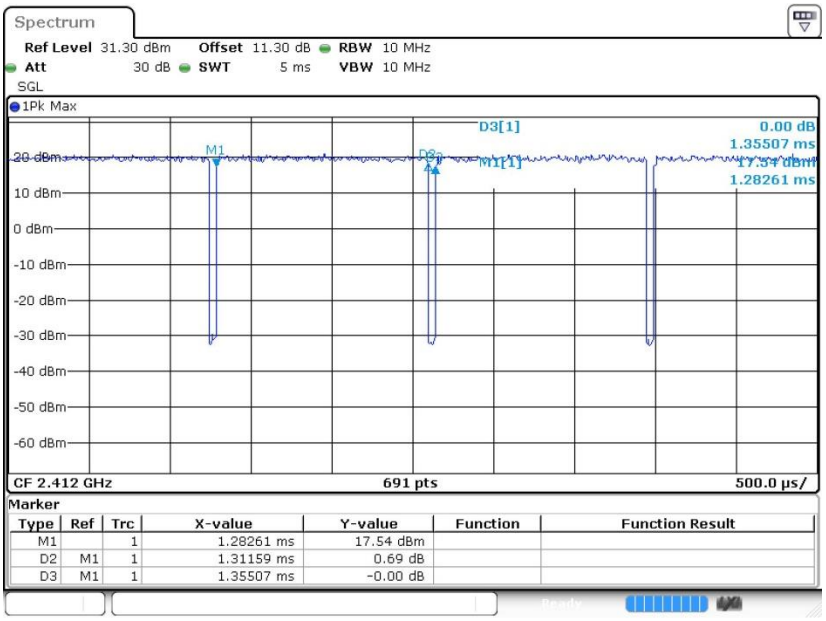

802.11ac VHT40

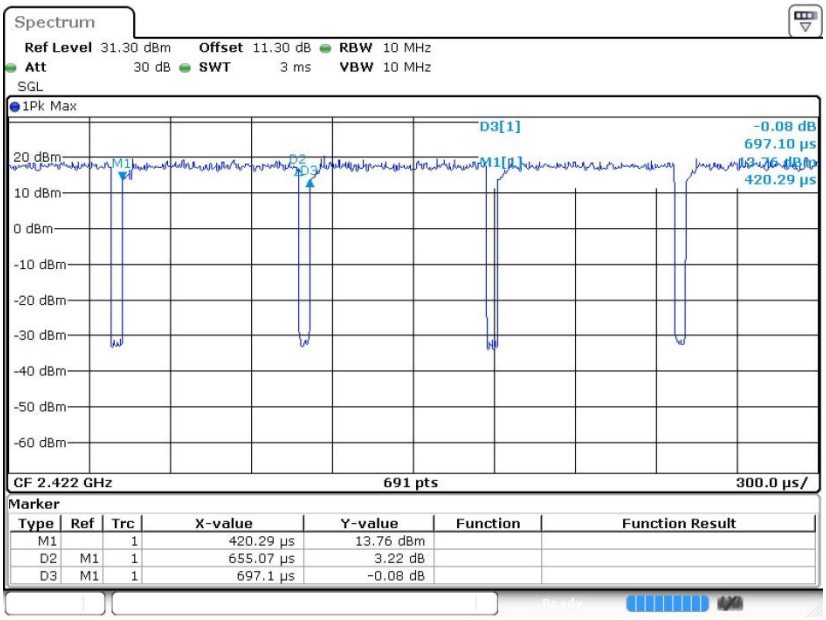

802.11ax HE20

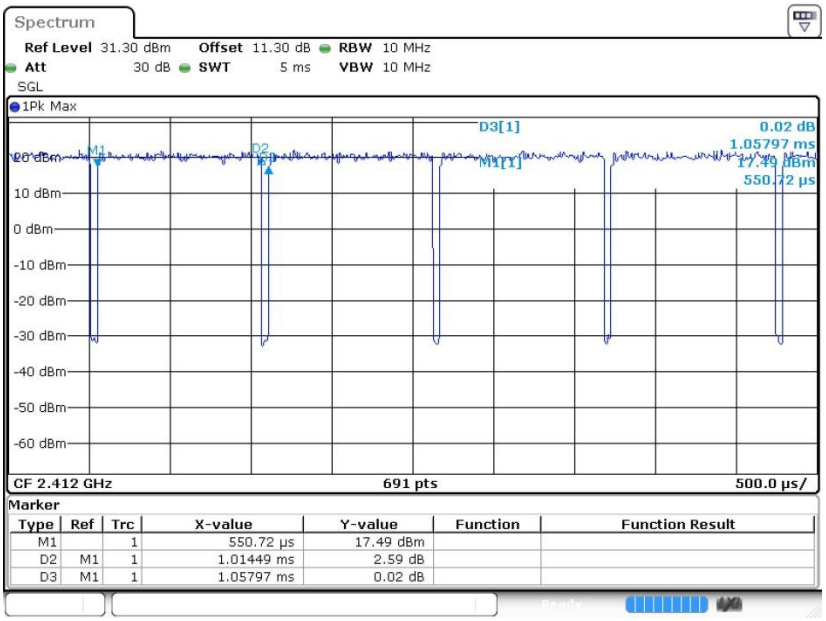
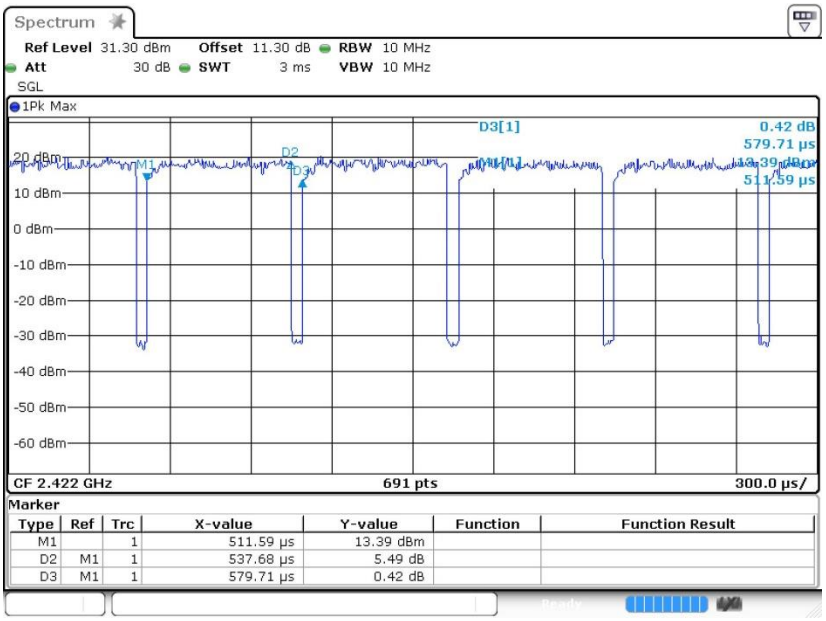
802.11 ax HE 40