

BT-1001 User Manual

Packing list

- * Bluetooth hands-free speaker x 1
- * USB cable x 1
- * Audio cable x 1
- * User Manual x 1

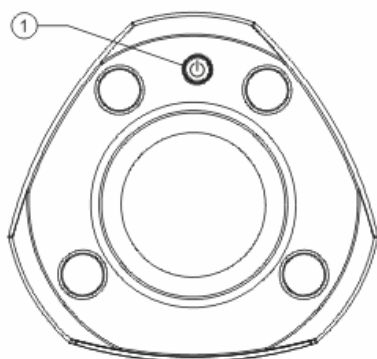
About your speaker

BLUMAN Bluetooth hands-free speaker features intelligent voice prompt function and searches for and pairs with Bluetooth devices automatically after startup. It enables heads-free calls function together with the mobile phone, very convenient and easy to use.

Before use, let's get to know the components of the speaker and their usage.

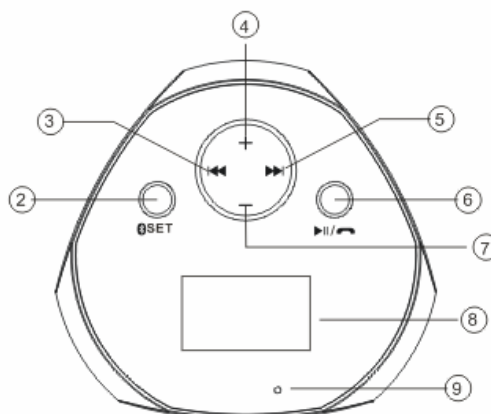
I Power switch and buttons

底部视图



Bottom view

顶部视图



Top view

1. Power switch

Press and hold power switch for 2 seconds to switch the device on/off.

2. Set button

Press this button to display time, and press it again to enter time setting.

3. Previous / 5. Next

Press ◀ or ▶ to select previous or next track in the playlist of the Bluetooth device.

4. Volume + / 7. Volume -

Press or press and hold Volume + to increase volume level, and press or press and hold Volume

– to reduce volume level

6. Play and Answer

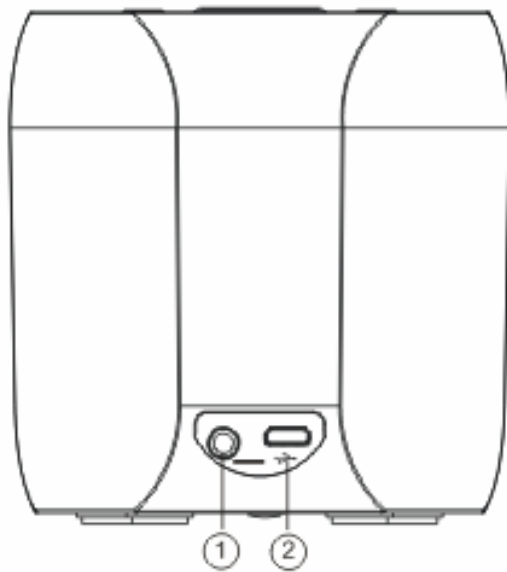
When playing music, press this button to interrupt/resume the playback.

When there is an incoming call, press this button to answer the call, and press it again to end the call. If you don't want to answer the call, press and hold this button to reject it.

8. Screen

9. Microphone

II. Interfaces



1. Audio input

Connect the speaker to audio players via audio cable, such as PC.

2. Charging interfaces

Connect the speaker to the charger (output voltage 5V) or USB port of a PC via USB cable for charging.

Connecting your speaker

1. When you switch on the device for the first time, it will search for nearby Bluetooth devices automatically and enter standby mode. Please enable the Bluetooth function of your Bluetooth device. When the speaker is found by your Bluetooth device, click the speaker (device name "BLUEMAN") to complete the pairing. Now enter the music player of your device and play the music.

Note: you may be required to enter the password while pairing the Bluetooth device and the speaker, the default password is 0000.

2. When you switch on the device next time, the speaker will search for and pair with the last connected Bluetooth device automatically. If no device is found, the speaker will enter standby

mode waiting for other Bluetooth devices to find it and connect to it.

FCC Information and Copyright

This equipment has been tested and found to comply with the limits for a Class B digital device, pursuant to part 15 of the FCC Rules.

These limits are designed to provide reasonable protection against harmful interference in a residential installation. This equipment generates,

uses and can radiate radio frequency energy and, if not installed and used in accordance with the instructions, may cause harmful interference

to radio communications. However, there is no guarantee that interference will not occur in a particular installation. If this equipment does

cause harmful interference to radio or television reception, which can be determined by turning the equipment off and on, the user is

encouraged to try to correct the interference by one or more of the following measures:

- Reorient or relocate the receiving antenna.
- Increase the separation between the equipment and receiver.
- Connect the equipment into an outlet on a circuit different from that to which the receiver is connected.
- Consult the dealer or an experienced radio/TV technician for help.

This device complies with part 15 of the FCC Rules. Operation is subject to the following two conditions:

- (1) This device may not cause harmful interference, and
- (2) this device must accept any interference received, including interference that may cause undesired operation.

changes or modifications not expressly approved by the party responsible for compliance could void the user's authority to operate the equipment.

This equipment complies with FCC radiation exposure limits set forth for an uncontrolled environment. This equipment should be installed and operated with minimum distance 20cm between the radiator & your body. This transmitter must not be co-located or operating in conjunction with any other antenna or transmitter.