

# oona 8 Windows Quick Start Guide

INARI-D-8-WIG-1

EN

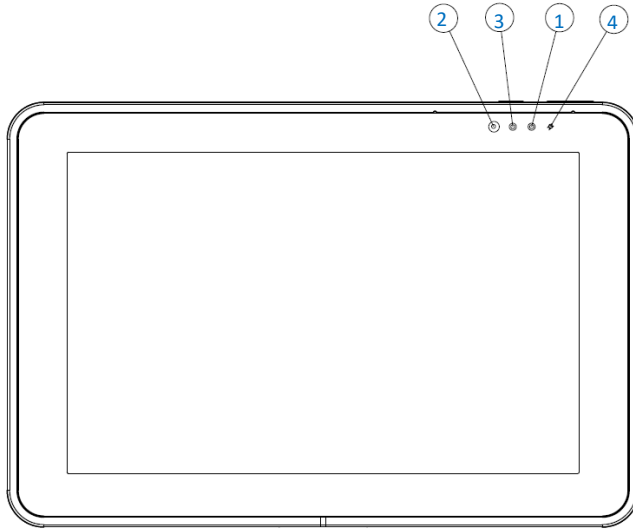
DE

FR

ES

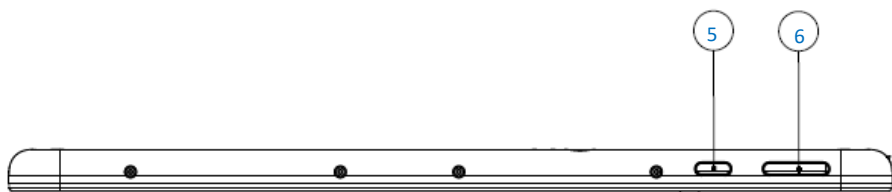
## oona 8 Features, Buttons & Interfaces

### Front



- |          |   |
|----------|---|
| <b>1</b> | <b>Ambient Light Sensor</b><br>Recognizes the ambient light and adjusts the display brightness if enabled in the operating system   |
| <b>2</b> | <b>Front camera</b><br>13MP (5MP*) camera for video conferencing  |
| <b>3</b> | <b>Camera Indicator LED</b><br>Lights up if camera is activated and during device boot and shutdown   |
| <b>4</b> | <b>Charging indicator LED</b><br>OFF                      not connected to charger<br>ORANGE                charging<br>GREEN                 connected and fully charged<br>RED BLINKING        charge fault |

## Top Side



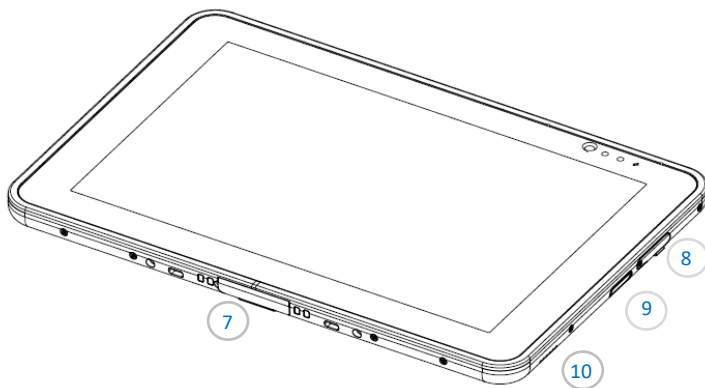
### 5 On / Off Button

Push it once to start the tablet; push it again to enable the sleep mode. Push and hold it to shut down the device. Push it for more than 10secs to reset the device.

### 6 Volume key

Push the left side to reduce the volume, use the right side to increase the volume

## Right and Bottom Side



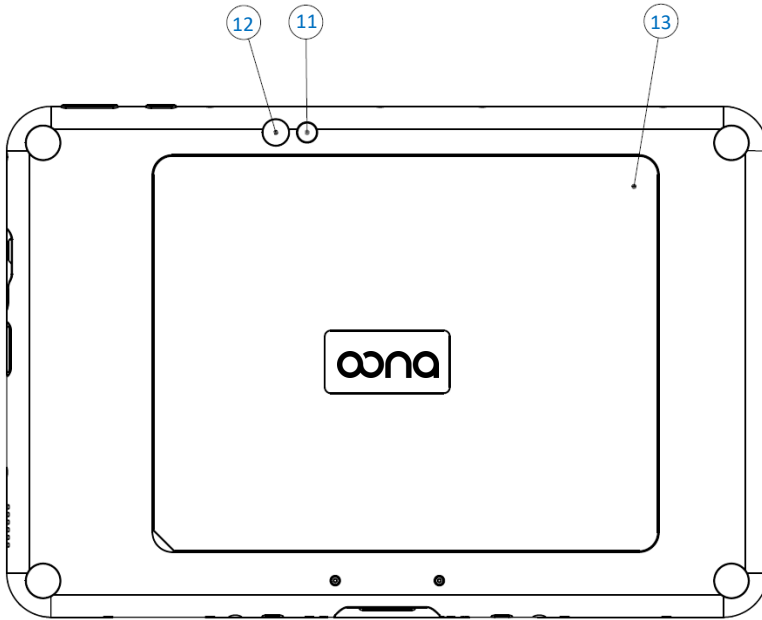
### 7 Docking connector hatch with protective cover

### 8 USB-C for charging, data, audio and video

### 9 Fingerprint Sensor / Programmable Key

### 10 Stereo speakers

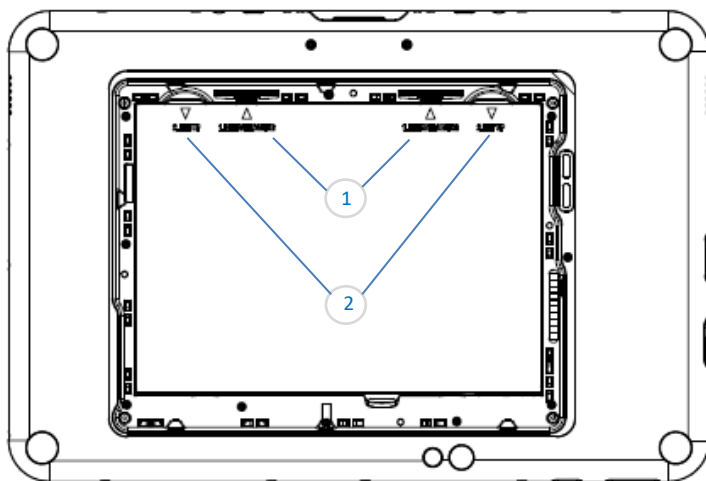
## Rear View



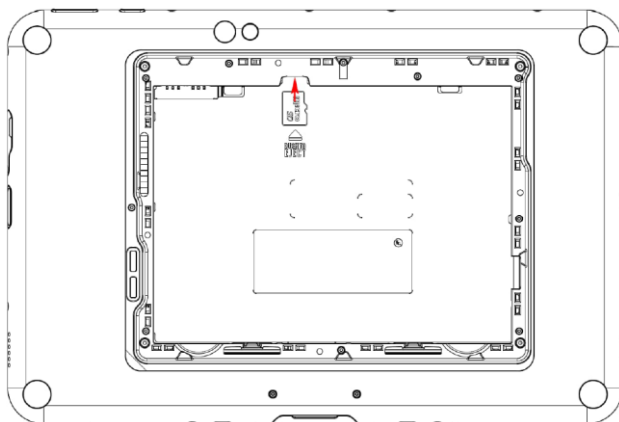
- |           |   |
|-----------|---|
| <b>11</b> | Camera flash LED  |
| <b>12</b> | Rear camera<br>13MP camera for high resolution images & video |
| <b>13</b> | Battery lid (with custom logo sticker)                        |

## Replacing Battery / Adding Memory Card

To replace the battery, release both battery lockers (1) and lift the battery (2)



The memory card can be inserted on the upper side, please ensure you insert it in the right direction as shown on the picture.



When putting the battery back in place, please make sure both hooks have clicked and are safely secured. Ensure you put the battery lid back in place securely.

## Using the Tablet for the first Time

1. Connect power supply for the first time and make sure battery is fully charged before disconnecting. We recommend a charging dock or docking station to charge the tablet. If you use a USB-C wall charger, please ensure it has at least 18 W and follows USB-C standard.
2. To turn on the tablet, press the power button once.
3. Follow the instructions in the operating system to complete the setup.
4. Carefully open the cover of the dock connector on the bottom side. The sealing may not be damaged or removed.

## Troubleshooting

In case devices freezes and you need to do a hard reset, press and hold the power button for more than 10 seconds. Device will be turned off now.

Connecting USB3.0 devices while being connected to a WLAN network requires it to be a 5 GHz connection to maintain it. 2.4 GHz networks will be disconnected on the oona side while USB3.0 devices are in use.

## Important Product and Safety Information

- Do not drop, bend, or twist your tablet. This can break tablet display glass, internal circuit boards or mechanics. If the glass breaks, do not touch the glass parts of the device or attempt to remove the broken glass from the device. Stop using the device until the glass is replaced by qualified service personnel.
- Showing static images for more than two hours may result in display damages.
- Do not try to disassembly your tablet. This may damage the device.
- Operate your device in a place where temperature is between -10°C and +50°C. Operation between -10°C to 0°C will result in limited performance.
- Charge your device with the recommended charger in a place where temperature is between 0°C and +55°C. Please note that charging speed is reduced at higher temperatures.
- Store your device in a place where temperature is between -20°C and +60°C. Please note that battery storage requires special handling, so please check the comments about battery safety.
- This product is equipped with USB-C connector, intended to be supplied by certified power supply capable of providing 5V-12V according to USB specification.
- For charging the socket-outlet shall be installed near the equipment and shall be easily accessible.
- Protect your device from water and moisture intake. Keep connector doors closed when not in use to prevent water and moisture intake.
- Listen to a headset at a moderate level, and do not place the device loudspeaker outlets near your ear when the loudspeakers are in use.
- Use only soft, clean and dry lint-free cloth to clean your device.
- Keep the unit and accessories away from small children.
- Switch off your device before boarding to an aircraft.
- Switch off your device in any area with a potentially explosive atmosphere.
- Your device meets guidelines for exposure to radio waves (SAR, Specific Absorption Rate) when kept in a close distance to your body.
- **Power rating for the device: 12.0V ——— 2.0A for Docking Interface, 9.0V ——— 3.0A for USB-C Connector.**
- **Use only LPS/PS2 compliant wall charger that has at least 27W and follows USB-C standard.**
- Do not disconnect charger by pulling the cord.
- Do not use damaged power cords or plugs.
- **Save energy.** You can save energy by doing following.
  - Close unused applications and data connections.
  - Decrease screen brightness and sound volume.
  - Deactivate unnecessary sounds like touch panel sound.
  - Disconnect your charger from mains outlet when charger is not needed.
  - Do no keep unnecessary accessories connected in your device.

- **Recycle.** Return your used electronic units to dedicated collection points. Please note that your tablet has a battery, so it is not allowed to be disposed to normal household waste and battery requires separate recycling.
- **Replaceable battery safety**
  - Batteries have life cycles. If the time that the battery powers equipment becomes much shorter than usual, the battery life might be at the end. Replace the battery when a significant loss of run time is detected.
  - When batteries are stored over six (6) months, some irreversible deterioration in overall battery quality may occur.
  - Store batteries at half of full charge in a dry, cool place, removed from the equipment to prevent loss of capacity, rusting of metallic parts and electrolyte leakage. Do NOT store it at full charge, especially not in high temperature environments.
  - Do not store the battery for more than 1 month in environments with temperatures between 35°C to 60°C ( $\leq 90\%RH$ ).
  - Keep the device away from heat (battery temperature not to exceed 60°C).
  - Stop using the tablet if abnormal heat, odor, discoloration, deformation, or abnormal condition is detected during use, charge, or storage.
  - Do not throw battery into fire, it may be exploded.
  - Do not soak the battery with liquid like water, tea, coffee etc.
  - Do not hit, bend, deform or drop the battery.
  - Do not pierce battery with a sharp object such as a needle, etc.
  - Keep battery away from children.
  - The battery should not have liquid from electrolyte flowing, but in case the electrolyte comes into contact with eyes, don't rub your eyes. Wash your eyes well with clean water and go to see a doctor immediately. In case the electrolyte comes into contact with your skin, wash it well with clean water.
  - Do not externally short-circuit the battery. If externally short-circuited, the battery may be heated, ignited or broken.
  - There is a risk of explosion if you replace the battery with an incorrect type. Only use the correct battery type for this device.
  - Dispose of battery needs to be done according to instructions above.

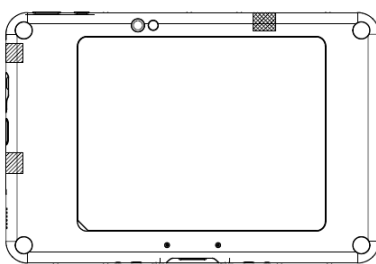
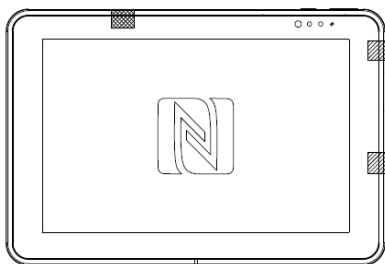
## Warning Statements

To prevent possible hearing damage, do not listen at high volume levels for long periods.



## Antenna Positions

Your device meets guidelines for exposure to radio waves (SAR, Specific Absorption Rate) when kept in a close distance to your body. It is recommended to learn the antenna positions as mentioned below and not to touch or bring your body close to these antenna areas. Antenna areas are highlighted in below pictures.



▨ GNSS antenna

▨ WLAN Dual band antenna

## Conformity Declarations

Depending on the actual model, the following conformity / compliance statements are valid. Please check the type label of your device for further information.

### EU Declaration of Conformity

Hereby, Aava Mobile declares that the radio equipment of both oona 8 devices is in compliance with Directive 2011/65/EU and 1999/5/EC or 2014/53/EU (2014/53/EU supersedes 1999/5/EC from 13th June 2017). The full text of the EU Declaration of Conformity is available at the following internet address: <http://www.oona-solution.com/doc>

### CE Marking and European Economic Area (EEA)

The use of WLAN's, for use throughout the EEA, has the following restrictions:

- Maximum radiated transmit power of 100mW EIRP in the frequency range 2.400 - 2.4835 GHz
- 5.13 - 5.35 GHz is restricted to indoor use only

Bluetooth® Wireless Technology for use through the EEA has the following restrictions:

- Maximum radiated transmit power of 100mW EIRP in the frequency range 2.400 - 2.4835 GHz

### UK Statement of Compliance

**Non-radio devices and accessories:** Aava Mobile hereby declares that this equipment is in compliance with Electromagnetic Compatibility Regulations 2016, the Electrical Equipment (Safety) Regulations 2016 and the Restriction of the Use of Certain Hazardous Substances in Electrical and Electronic Equipment Regulations 2012.

**Radio enabled devices:** Aava Mobile hereby declares that this equipment is in compliance with the Radio Equipment Regulations 2017 and the Restriction of the Use of Certain Hazardous Substances in Electronic Equipment Regulations 2012.

Any radio operation limitations within the UK are identified in the UK Declaration of Conformity.

The full text of the UK Declaration of Conformities is available at: <https://www.oona-solution.com/doc>

**UK Importer**  
t.b.c.

## Wireless Devices Country Approvals

Regulatory markings, subject to certification, are applied to the device signifying the radio(s) are approved for use in the following countries: United States, Canada, and Europe<sup>1</sup>. Please refer to the Aava Mobile Declaration of Conformity (DoC) for details of other country markings. This is available at <http://www.oona-solution.com/doc>.

<sup>1</sup> Europe includes: Austria, Belgium, Bulgaria, Croatia, Czech Republic, Cyprus, Denmark, Estonia, Finland, France, Germany, Greece, Hungary, Iceland, Ireland, Italy, Latvia, Liechtenstein, Lithuania, Luxembourg, Malta, Netherlands, Norway, Poland, Portugal, Romania, Slovak Republic, Slovenia, Spain, Sweden, Switzerland, and the United Kingdom.

The device supports WLAN 5150-5350MHz with indoor usage restrictions.



## FCC Compliance Statement



Note: This equipment has been tested and found to comply with the limits for a Class B digital device, pursuant to Part 15 of the FCC rules. These limits are designed to provide reasonable protection against harmful interference in a residential installation.

This equipment generates, uses and can radiate radio frequency energy and, if not installed and used in accordance with the instructions, may cause harmful interference to radio communications. However, there is no guarantee that interference will not occur in a particular installation. If this equipment does cause harmful interference to radio or television reception, which can be determined by turning the equipment off and on, the user is encouraged to try to correct the interference by one or more of the following measures:

- Reorient or relocate the receiving antenna
- Increase the separation between the equipment and receiver
- Connect the equipment into an outlet on a circuit different from that to which the receiver is connected
- Consult the dealer or an experienced radio/TV technician for help.

## Radio Transmitters (Part 15)

This device complies with Part 15 of the FCC Rules. Operation is subject to the following two conditions: (1) this device may not cause harmful interference, and (2) this device must accept any interference received, including interference that may cause undesired operation.

Changes or modifications not expressly approved by the party responsible for compliance could void the user's authority to operate the equipment.

**FCC type approval IDs t.b.c.**

## RF Exposure Information (SAR)

This model device meets the government's requirements for exposure to radio waves. This device is designed and manufactured not to exceed the emission limits for exposure to radio frequency (RF) energy set by the Federal Communications Commission of the U. S. Government. The exposure standard for wireless devices employs a unit of measurement known as the Specific Absorption Rate, or SAR. The SAR limit set by the FCC is 1.6W/kg (WLAN version). Tests for SAR are conducted using standard operating positions accepted by the FCC with the device transmitting at its highest certified level, the actual SAR level of the device while operating can be well below the maximum value. This is because the device is designed to operate at multiple power levels using only the power required to reach the network. In general, the closer you are to a wireless base station antenna, the lower the power output.

While there may be differences between the SAR levels of various devices and at various positions, they all meet the government requirement.

The FCC has granted an Equipment Authorization for this model device with all reported SAR levels evaluated as in compliance with the FCC RF exposure guidelines. SAR information on this model device is on file with the FCC and can be found under the Display Grant section of <http://www.fcc.gov/oet/fccid> after searching on the below:

FCC IDs (t.b.c.) This device is compliant with SAR for general population / uncontrolled exposure limits in SNAI / IEEE C95.1-1999 and had been tested in accordance with the measurement methods and procedures specified in the Office of Engineering and Technology (OET) Laboratory Division Knowledge Database (KDB), 447498 D03.

Specific Absorption Rate (SAR): t.b.c. (WLAN version)

This product has been tested and found to comply with the following standards:

- For the worst-case positions, the oona 8 complies with the IC RSS 102 Issue 5 (RSS 102) and Federal Communications Commission (FCC) Guidelines (KDB) 447498 D03 for uncontrolled exposure. SAR assessment in body worn was conducted at a distance of 0mm between the housing of the handheld and the flat phantom.
- EM 62311:2008: Assessment of electronic and electrical equipment related to human exposure restrictions for electromagnetic fields (0 Hz – 300 GHz).

## Radio Frequency Interference Requirements - Canada

CAN ICES-3 (B)/NMB-3(B)

## Radio Transmitters

This device complies with Industry Canada's license-exempt RSSs. Operation is subject to the following two conditions: (1) This device may not cause interference; and (2) This device must accept any interference, including interference that may cause undesired operation of the device.

Le présent appareil est conforme aux CNR d'Industrie Canada applicables aux appareils radio exempts de licence.

L'exploitation est autorisée aux deux conditions suivantes: (1) l'appareil ne doit pas produire de brouillage, et (2)

l'utilisateur de l'appareil doit accepter tout brouillage radio électrique subi même si le brouillage est susceptible d'en compromettre le fonctionnement.

For RLAN Devices:

The use of 5 GHz RLAN's, for use in Canada, have the following restrictions:

- Restricted Band 5.60 - 5.65 GHz

Pour les équipements RLAN:

L'utilisation de la bande RLAN 5 GHz au Canada présente les limitations suivantes :

- Bande restreint 5,60 – 5,65 GHz

Label Marking: The Term 'IC:' before the radio certification only signifies that Industry Canada Technical Specifications were met.

Étiquette de marquage : Le terme "IC" avant la certification radio signifie que le produit est compatible avec la spécification Industrie Canada.

**IC type approval ID:** t.b.c.



## Radiation Exposure Statement (SAR)

Warning: This equipment complies with SAR for general population / uncontrolled exposure limits in SNAI / IEEE C.951, Federal Communication Commission Office of Engineering and Technology (KDB) 447498 D03, Canada RSS-102, and CENELEC limits for exposure to radio frequency (RF) radiation.  
Specific Absorption Rate (SAR) :t.b.c. W/kg (WLAN version)

## Énoncé sur l'exposition aux radiations (SAR)

Avertissement : Cet équipement est conforme aux limites d'exposition au rayonnement à fréquence radioélectrique (RF) établies par la Commission internationale de protection contre les rayonnements non ionisants (ICNIRP), le Fédéral Communications Commission Office of Engineering and Technology (KDB), 447498 D03, la norme CNR -102 d'Industrie Canada et le règlement CENELEC.

Débit d'absorption spécifique (DAS) :t.b.c. W/kg (WLAN version)

## 802.11a Radio Precaution Statement

- The device for operation in the band 5.150-5.250 GHz is only for indoor use to reduce the potential for harmful interference to co-channel mobile satellite systems.
- Users should also be advised that high-power radars are allocated as primary users (i.e. priority users) of the bands 5.250-5.350 GHz and 5.650-5.850 GHz and that these radars could cause interference and/or damage to LE-LAN devices.
- Les dispositifs fonctionnant dans la bande 5,150-5,250 GHz sont réservés uniquement pour une utilisation à l'intérieur afin de réduire les risques de brouillage préjudiciable aux systèmes de satellites mobiles utilisant les mêmes canaux ;
- De plus, les utilisateurs devraient aussi être avisés que les utilisateurs de radars de haute puissance sont désignés utilisateurs principaux (c.-à-d., qu'ils ont la priorité) pour les bandes 5,250-5,350 GHz et 5,650-5,850 GHz et que ces radars pourraient causer du brouillage et/ou des dommages aux dispositifs LAN-EL.

## 802.11 Radio Precaution statement

Users are responsible for configuring the channels of operation that comply with their country's regulatory standards. A Wireless Network Administrator should review the operating restrictions detailed within the Access Point installation manual.

## Radio Frequency Interference Requirements - Brazil

The device meets the SAR limit of 2.0W/kg established by Anatel (National Telecommunications Agency in Brazil). The product should be kept at least 1.5cm from the body to ensure compliance with the radio frequency exposure limits.

Radio	Frequency	Max. Output Power
NFC	13.56 MHz	
BT	2.4-2.4835 GHz	
2.4 GHz WLAN	2.4-2.4835 GHz	
5 GHz WLAN  Wi-Fi 6E	5.15-5.35 GHz	
	5.47-5.725 GHz	
	5.725-5.850 GHz	
	5.925-6.425 GHz	

Frequency band 5.945 – 6.425 GHz:

Restricted to indoor use,  
including in trains with metal-coated windows and aircrafts.

Outdoor use, including in road vehicles, is not permitted.

Notes: The frequency range for 5 GHz WLAN in Japan is 5.150-5.720 GHz.

The frequency range for Wi-Fi 6E in Japan is 5.955-6.425 GHz.



## Waste Electrical and Electronic Equipment (WEEE)

English: For EU Customers: All products at the end of their life must be returned to Aava Mobile for recycling. For information on how to return product, please go to:

<https://www.pepperl-fuchs.com/global/en/42217.htm?>

Français: Clients de l'Union Européenne: Tous les produits en fin de cycle de vie doivent être retournés à Aava Mobile pour recyclage. Pour de plus amples informations sur le retour de produits, consultez :

<https://www.pepperl-fuchs.com/global/en/42217.htm?>

Español: Para clientes en la Unión Europea: todos los productos deberán entregarse a Aava Mobile al final de su ciclo de vida para que sean reciclados. Si desea más información sobre cómo devolver un producto, visite:

<https://www.pepperl-fuchs.com/global/en/42217.htm?>

Български: За клиенти от ЕС: След края на полезния им живот всички продукти трябва да се връщат на Aava Mobile за рециклиране. За информация относно връщането на продукти, моля отидете на адрес:

<https://www.pepperl-fuchs.com/global/en/42217.htm?>

Deutsch: Für Kunden innerhalb der EU: Alle Produkte müssen am Ende ihrer Lebensdauer zum Recycling an Aava Mobile zurückgesandt werden. Informationen zur Rücksendung von Produkten finden Sie unter

<https://www.pepperl-fuchs.com/global/en/42217.htm?>

Italiano: per i clienti dell'UE: tutti i prodotti che sono giunti al termine del rispettivo ciclo di vita devono essere restituiti a Aava Mobile al fine di consentirne il riciclaggio. Per informazioni sulle modalità di restituzione, visitare il seguente sito Web: <https://www.pepperl-fuchs.com/global/en/42217.htm?>

Português: Para clientes da UE: todos os produtos no fim de vida devem ser devolvidos à Aava Mobile para reciclagem. Para obter informações sobre como devolver o produto, visite: <https://www.pepperl-fuchs.com/global/en/42217.htm?>

Nederlands: Voor klanten in de EU: alle producten dienen aan het einde van hun levensduur naar Aava Mobile te worden teruggezonden voor recycling. Raadpleeg <https://www.pepperl-fuchs.com/global/en/42217.htm?> voor meer informatie over het terugzenden van producten.

Polski: Klienci z obszaru Unii Europejskiej: Produkty wycofane z eksploatacji należy zwrócić do firmy Aava Mobile w celu ich utylizacji. Informacje na temat zwrotu produktów znajdują się na stronie internetowej <https://www.pepperl-fuchs.com/global/en/42217.htm?>

Čeština: Pro zákazníky z EU: Všechny produkty je nutné po skončení jejich životnosti vrátit společnosti Aava Mobile k recyklaci. Informace o způsobu vrácení produktu najdete na webové stránce: <https://www.pepperl-fuchs.com/global/en/42217.htm?>

Eesti: EL klientidele: kõik tooted tuleb nende eluea lõppedes tagastada taaskasutamise eesmärgil Aava Mobile'ile. Lisainformatsiooni saamiseks toote tagastamise kohta külastage palun aadressi: <https://www.pepperl-fuchs.com/global/en/42217.htm?>

Magyar: Az EU-ban vásárlóknak: Minden tönkrement terméket a Aava Mobile vállalatához kell eljuttatni újrahasznosítás céljából. A termék visszajuttatásának módjával kapcsolatos tudnivalóért látogasson el a <https://www.pepperl-fuchs.com/global/en/42217.htm?> weboldalra.

Svenska: För kunder inom EU: Alla produkter som uppnått sin livslängd måste returneras till Aava Mobile för återvinning. Information om hur du returnerar produkten finns på <https://www.pepperl-fuchs.com/global/en/42217.htm?>

Suomi: Asiakkaat Euroopan unionin alueella: Kaikki tuotteet on palautettava kierrätettäväksi Aava Mobile-yhtiöön, kun tuotetta ei enää käytetä. Lisätietoja tuotteen palauttamisesta on osoitteessa <https://www.pepperl-fuchs.com/global/en/42217.htm?>

Dansk: Til kunder i EU: Alle produkter skal returneres til Aava Mobile til recirkulering, når de er udtjent. Læs oplysningerne om returnering af produkter på: <https://www.pepperl-fuchs.com/global/en/42217.htm?>

Ελληνικά: Για πελάτες στην Ε.Ε.: Όλα τα προϊόντα, στο τέλος της διάρκειας ζωής τους, πρέπει να επιστρέφονται στην Aava Mobile για ανακύκλωση. Για περισσότερες πληροφορίες σχετικά με την επιστροφή ενός προϊόντος, επισκεφθείτε τη διεύθυνση <https://www.pepperl-fuchs.com/global/en/42217.htm?> στο Διαδίκτυο.

Malti: Għal klijenti fl-UE: il-prodotti kollha li jkunu waslu fl-aħħar tal-ħajja ta' l-użu tagħhom, iridu jiġu rritornati għand Aava Mobile għar-riċiklaġġ. Għal aktar tagħrif dwar kif għandek tirritorna l-prodott, jekk jogħġbok żur: <https://www.pepperl-fuchs.com/global/en/42217.htm?>

Românesc: Pentru clienții din UE: Toate produsele, la sfârșitul duratei lor de funcționare, trebuie returnate la Aava Mobile pentru reciclare. Pentru informații despre returnarea produsului, accesați: <https://www.pepperl-fuchs.com/global/en/42217.htm?>

Slovenski: Za kupce v EU: vsi izdelki se morajo po poteku življenjske dobe vrniti podjetju Aava Mobile za reciklažo. Za informacije o vračilu izdelka obiščite: <https://www.pepperl-fuchs.com/global/en/42217.htm?>

Slovenčina: Pre zákazníkov z krajín EU: Všetky výrobky musia byť po uplynutí doby ich životnosti vrátené spoločnosti Aava Mobile na recykláciu. Bližšie informácie o vrátení výrobkov nájdete na: <https://www.pepperl-fuchs.com/global/en/42217.htm?>

Lietuvių: ES vartotojams: visi gaminiai, pasibaigus jų eksploatacijos laikui, turi būti grąžinti utilizuoti į kompaniją „Aava Mobile“. Daugiau informacijos, kaip grąžinti gaminį, rasite: <https://www.pepperl-fuchs.com/global/en/42217.htm?>

Latviešu: ES klientiem: visi produkti pēc to kalpošanas mūža beigām ir jānogādā atpakaļ Aava Mobile otrreizējai pārstrādei. Lai iegūtu informāciju par produktu nogādāšanu Aava Mobile, lūdzu, skatiet: <https://www.pepperl-fuchs.com/global/en/42217.htm?>

Aava Mobile Oy  
Nahkatehtaankatu 2  
FI-90130 Oulu, Finland  
Tel.: +358 8 373 800

Aava Mobile GmbH  
Harksheider Str. 3  
22399 Hamburg, Germany  
Tel.: +49 40 6979 5939

[www.oona-solution.com](http://www.oona-solution.com)

© 2025 Aava Mobile Oy, All rights reserved



IN02040097.1