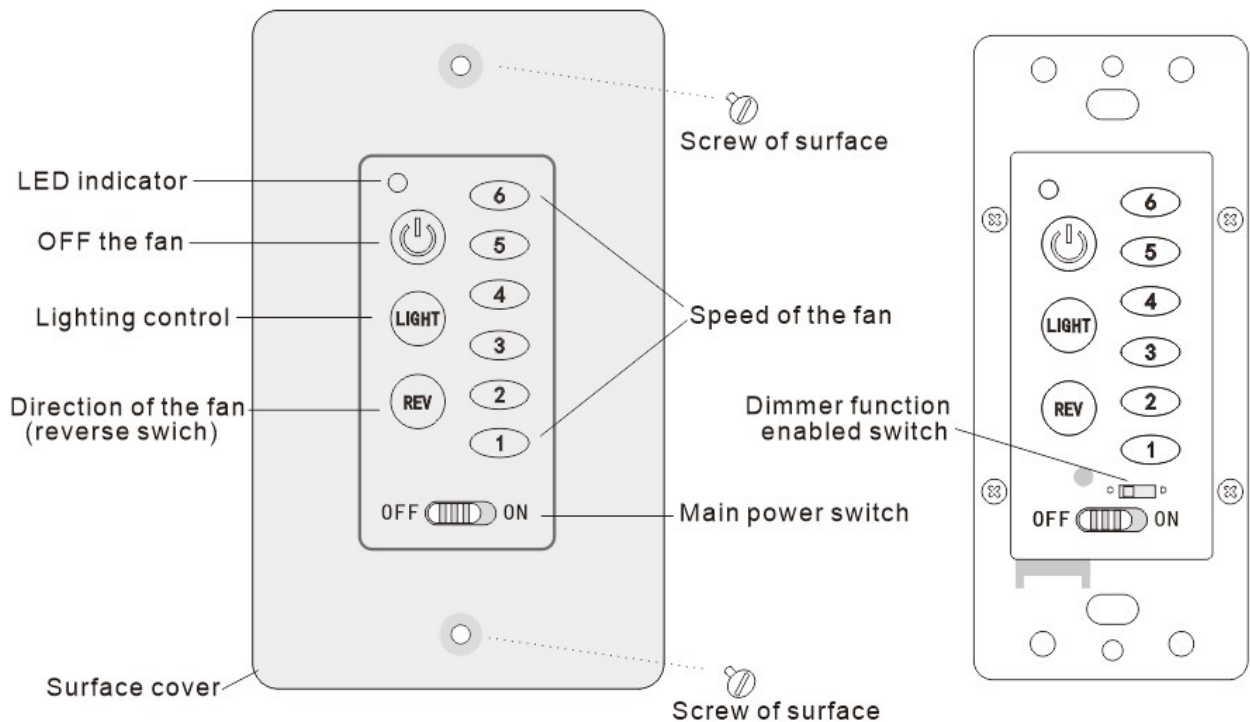


# USER MANUAL FOR FT12W09Y IN WALL TRANSMITTER


## I. Operation Instructions



### 1. Main power switch:

Trun on/turn off the wall controller power supply, push the switch button to “on”, then the wall controller and ceiling controller can work.


### 2. Fan off:

- When operating, press the key  to stop the fan.
- This key for the fan off only.

### 3. Speed of the fan (1~6 level):

- Press the key “1,2,3,4,5,6” to adjust the fan to designated speed level.
- After press speed level Keys, the fan will enter the corresponding speed level from other speed level or idle.
- Key “1” is the lowest speed, and key “6” is the highest speed.

### 4. “REV” Direction of the fan

- Press the key  can change the running direction of the fan.

### 5. “O D” Dimmer fuction enabled switch:

Release the screw then remove the top panel, push the switch to “o” can shut down the light adjust feature. Light button can turn on and turn off the light only. When push the switch to “D” can open the light adjust feature, short press the light button to turn on and turn off the light, long press the light button for brightness adjustment. (Remark: the controller and the light should support brightness adjustment)

### 6. “LIGHT” Lighting control:

- LIGHT Light on or off.
- Long press for brightness adjustment (Initiate the brightness adjustment and the controller and the light should support brightness adjustment)

## II. Use precautions

1. Wall controller used with ceiling fan controller only and connect in series on AC L wire of ceiling controller.
2. Please check the switch status if the indicator do not flash when press the key.
3. The person qualified for maintenance only.
4. Ground connect well is necessary for installation.

### ● FCC Instructions:

This product has been tested and found to comply with the limits for a Class B digital device, pursuant to Part 15 of the FCC Rules. These limits are designed to provide reasonable protection against harmful interference in a residential installation. This product generates, uses and can radiate radio frequency energy and, if not installed and used in accordance with the instructions, may cause harmful interference to radio communications. However, there is no guarantee that interference will not occur in a particular installation. If the product does cause harmful interference to radio or television reception, which can be determined by turning the equipment off and on, the user is encouraged to try to correct the interference by one or more of the following measures:

- Reorient or relocate the receiving antenna.
- Increase the separation between the product and receiver.
- Connect the product into an outlet on a circuit different from that to which the receiver is connected.
- Consult the dealer or an experienced radio/TV technician for help.

This device complies with Part 15 of the FCC Rules. Operation is subject to the following two conditions:

- (1) this device must not cause harmful interference, and
- (2) this device must accept any interference received, including interference that may cause Undesired operation.

**Warning:** Changes or modifications not expressly approved by the party responsible for compliance could void the user's authority to operate the product.

The device has been evaluated to meet general RF exposure requirement.

The device can be used in portable exposure condition without restriction.

**FCC ID: 2ABUP-FT12W09Y**

### ● IC Caution:

RSS-Gen Issue 5 "&" RSS-Gen numéro 5

**- English:**

This device contains licence-exempt transmitter(s)/receiver(s) that comply with Innovation, Science and Economic Development Canada's licence-exempt RSS(s). Operation is subject to the following two conditions:

- (1) This device may not cause interference.
- (2) This device must accept any interference, including interference that may cause undesired operation of the device.

Any changes or modifications not expressly approved by the party responsible for compliance could void the user's authority to operate the equipment.

RF exposure statement:

The equipment complies with IC Radiation exposure limit set forth for uncontrolled environment.

The device has been evaluated to meet general RF exposure requirement. The device can be used in portable exposure condition without restriction.

**- French:**

Cet appareil contient des émetteurs / récepteurs exemptés de licence conformes aux RSS (RSS) d'Innovation, Sciences et Développement économique Canada. Le fonctionnement est soumis aux deux conditions suivantes:

(1) Cet appareil ne doit pas causer d'interférences.

(2) Cet appareil doit accepter toutes les interférences, y compris celles susceptibles de provoquer un fonctionnement indésirable de l'appareil.

Tout changement ou modification non expressément approuvé par la partie responsable de la conformité pourrait annuler l'autorité de l'utilisateur à utiliser l'équipement.

Déclaration d'exposition RF:

L'équipement est conforme à la limite d'exposition aux radiations de la IC établie pour un environnement non contrôlé.

L'appareil a été évalué pour répondre aux exigences générales d'exposition aux RF.

L'appareil peut être utilisé dans des conditions d'exposition portable sans restriction.

**IC: 25540-FT12W09Y**