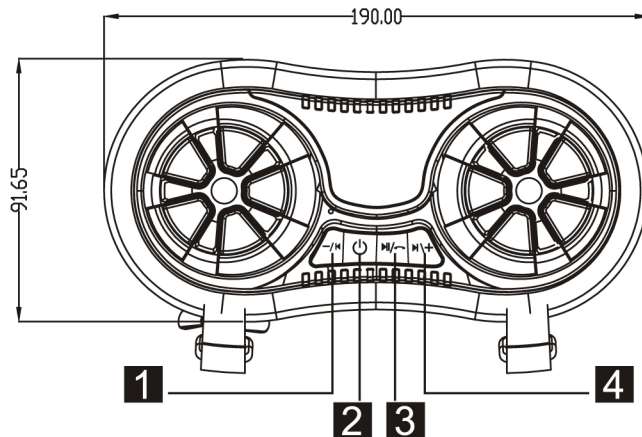


Cycling Bluetooth speaker

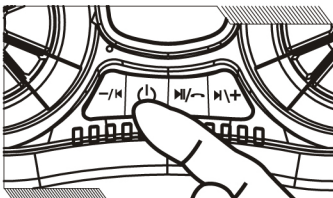
PRODUCT STRUCTURE BUTTON FUNCTION



- 1 Press the \ll to play back to previous playing list, and long press to decrease the volume. (in AUX mode only volume decrease function.)
- 2 Long Press \odot 2 seconds to turn on or turn off the bike speaker.
- 3 Press \ll to play/pause the music, or answer a call to end the call (under Bluetooth connected mode)
- 4 Press the \gg to play next playing list, and long press to increase the volume. (in AUX mode only volume increase function.)



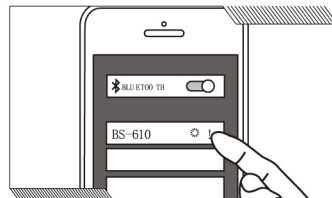
OPERATION FEATURES:



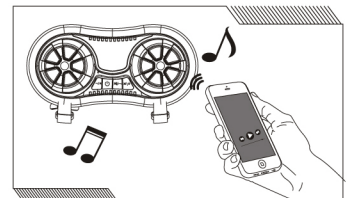
- Confirm speaker is turned on, and the power LED indicator is on.



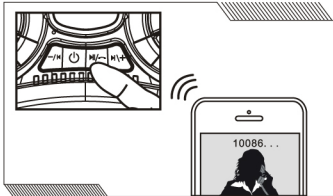
- Open Bluetooth function of your device, search for bike speaker device with name "BLUE TOOTH SPEAKER"



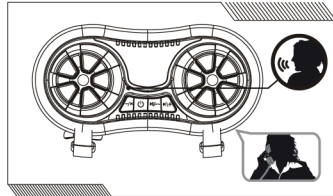
- Click pairing with found device "BLUE TOOTH SPEAKER"



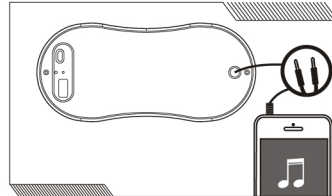
- After successful pairing, you can play music.



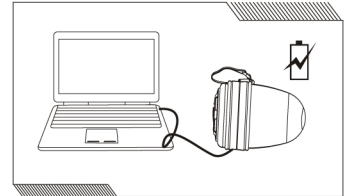
- Press the call key turning call under linked Bluetooth status.



- Within hands-free calls can be realized.

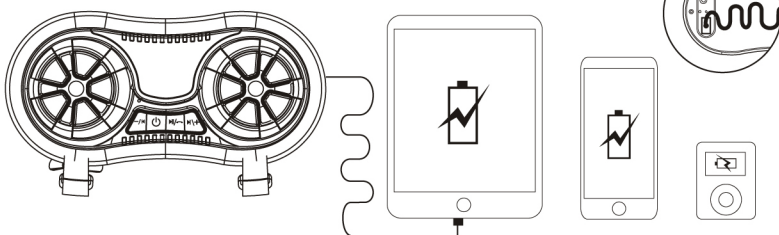


- Wired link playback function can be used for device without Bluetooth.



- Using Micro USB cable for charging, and charging time is 7 hours.

POWER BANK FUNCTION:




- USB interface output DC5V / 1A power supply can give all smart phones and USB charging device charging.

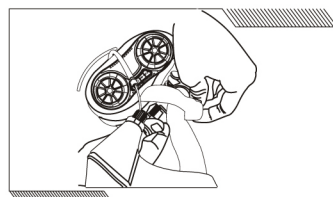
SPECIFIC PARAMETERS

Cycling Bluetooth Speaker
 Size: 190 * 91.65 * 123 mm
 Material: Polyester and ABS plastic
 The stereo speakers with high quality sound
 Link mode: Bluetooth / AUX
 Speaker Style: Dynamic
 Speaker diameter: 40 mm
 Number of loudspeakers: 2
 Impedance: 2 OHM
 Frequency range: 275Hz to 20KHz
 Output Power: 2X2.5W
 Power: Lithium-ion rechargeable battery 4400MAH
 Battery charging: Micro USB DV5V 500mA
 Audio cable: 50 mm

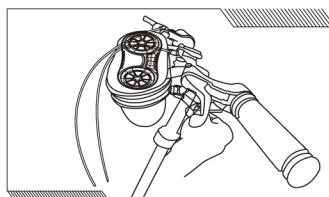
INSTALLATION:



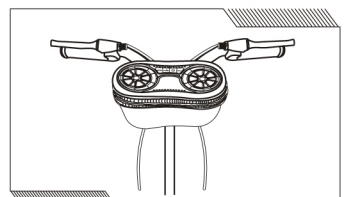
- 1 Open top double-sided Velcro of bag



- 2 Velcro webbing through the top front above of bike.



- 3 Then pull through against the good velcro



- 4 Finish. You can enjoy this product brings about to experience the fun.

FCC Statement

This equipment has been tested and found to comply with the limits for a Class B digital device, pursuant to part 15 of the FCC rules. These limits are designed to provide reasonable protection against harmful interference in a residential installation. This equipment generates, uses and can radiate radio frequency energy and, if not installed and used in accordance with the instructions, may cause harmful interference to radio communications. However, there is no guarantee that interference will not occur in a particular installation. If this equipment does cause harmful interference to radio or television reception, which can be determined by turning the equipment off and on, the user is encouraged to try to correct the interference by one or more of the following measures:

- Reorient or relocate the receiving antenna.
- Increase the separation between the equipment and receiver.
- Connect the equipment into an outlet on a circuit different from that to which the receiver is connected.
- Consult the dealer or an experienced radio/TV technician for help.

To assure continued compliance, any changes or modifications not expressly approved by the party.

Responsible for compliance could void the user's authority to operate this equipment. (Example- use only shielded interface cables when connecting to computer or peripheral devices).

This equipment complies with Part 15 of the FCC Rules. Operation is subject to the following two conditions:

- (1) This device may not cause harmful interference, and
- (2) This device must accept any interference received, including interference that may cause undesired operation.

RF warning statement:

The device has been evaluated to meet general RF exposure requirement. The device can be used in portable exposure condition without restriction.