

Features:


1. Bluetooth receiving music player.
- 2 Bluetooth Hands free
- 3 line in playback
4. NFC functionality
5. USB5V output for mobile phone charging function
- 6 Charging time 150 minutes
- 7 Playing time 6 hours continuing.

version : 2.1


Date: 2013.11.22


Bluetooth Display Name : OYO SOUND BOX

Operation :

1 short click  (left) key. Bluetooth issue a "beep" three times. Bluetooth is turned on and connected back into the last paired device automatically (last connection ID priority) lights flash. LED light on. If failed to connect the paired Bluetooth device within 10 seconds. Device goes into re- search mode automatically.

(2) When the search to the device, the phone prompts to enter pairing mode, paired Bluetooth issue a " beep " sound. Phone prompts connected into standby mode, the light flashes slowly.

3 In the Bluetooth is turned on and the phone connection status, click  (middle) button. You can play / pause music.

4 Bluetooth turned on, Hold  (Right) button for 3 seconds to clear the entire ID re- paired. LED lights quick flash.

5. 2.0USB port 5V 500mA output for your phone battery charging.

6. LED light slowly flashes when Bluetooth in operation. The Bluetooth operation will be pause when you insert 3.5mm plug into unit and the mode will shift to directly input automatically. The mode of Bluetooth will be resume automatically once you unplug the 3.5mm plug from the unit.

7. When Bluetooth is turned on and connected to your mobile phone: Double-click the (middle) button 2 times to redial last phone number. LED is flashing once a call is coming. Press PHONE button (left button) and hold 3 seconds to reject a call, or press (middle) button to answer your call and hang up the call.

8. The Bluetooth function will be cut off when you are insert the 3.5mm jack into the unit and it will be shift the mode into direct input from other Audio source. You have to unplug the jack if you want to have a phone call by hand free while Bluetooth is on standby condition.

9. Low Power indicator: LED light flash 3 times in 1.5 seconds while the speaker issued a "Beep" sound to alarm for battery charging.

10. Insert Micro USB for charging, LED light on, means it is charging, and LED light off once the charging complete

Warning: Changes or modifications to this unit not expressly approved by

the party responsible for compliance could void the user authority to operate the equipment.

NOTE: This equipment has been tested and found to comply with the limits for a Class B digital device, pursuant to Part 15 of the FCC Rules. These limits are designed to provide reasonable protection against harmful interference in a residential installation. This equipment generates, uses and can radiate radio frequency energy and, if not installed and used in accordance with the instructions, may cause harmful interference to radio communications.

However, there is no guarantee that interference will not occur in a particular installation. If this equipment does cause harmful interference to radio or television reception, which can be determined by turning the equipment off and on, the user is encouraged to try to correct the interference by one or more of the following measures:

- Reorient or relocate the receiving antenna.
- Increase the separation between the equipment and receiver.
- Connect the equipment into an outlet on a circuit different from that to which the receiver is connected.
- Consult the dealer or an experienced radio/TV technician for help.

English	Hereby, <i>Zincere Limited</i> , declares that this <i>Bluetooth Speaker</i> is in compliance with the essential requirements and other relevant provisions of Directive 1999/5/EC.
---------	---