


## 10. SETUP PHOTOS




**RADIATED AND POWERLINE CONDUCTED EMISSIONS MEASUREMENT SETUP**



**RADIATED FRONT PHOTO (BELOW 30 MHz)**



**RADIATED BACK PHOTO (BELOW 30 MHz)**




**AC LINE CONDUCTED FRONT PHOTO**



**AC LINE CONDUCTED BACK PHOTO**



**ANTENNA PORT CONDUCTED RF MEASUREMENT SETUP AND  
RADIATED RF MEASUREMENT SETUP FOR PORTABLE CONFIGURATION**



**ANTENNA PORT CONDUCTED PHOTO**



**X-AXIS FRONT PHOTO**



**Y-AXIS FRONT PHOTO**



**Z-AXIS FRONT PHOTO**

**END OF REPORT**