



FCC PART 15 B  
TEST REPORT

For

**Posh Mobile Limited**

1011A, 10/F., Harbour Centre Tower 1, No.1 Hok Cheung St., Hung Hom, Kowloon, Hong Kong

**FCC ID: 2ABN6L500**

<b>Report Type:</b> Original Report	<b>Product Type:</b> Ultra 5.0 LTE
<b>Test Engineer:</b> <u>Lion Xiao</u>	<i>Lion Xiao</i>
<b>Report Number:</b> <u>RDG150525002-00D</u>	
<b>Report Date:</b> <u>2015-06-10</u>	
<b>Reviewed By:</b> <u>Sula Huang</u> RF Leader	<i>Sula Huang</i>
<b>Test Laboratory:</b> Bay Area Compliance Laboratories Corp. (Dongguan) No.69 Pulongcun, Puxinhu Industrial Zone, Tangxia, Dongguan, Guangdong, China Tel: +86-769-86858888 Fax: +86-769-86858891 <a href="http://www.baclcorp.com.cn">www.baclcorp.com.cn</a>	

Note: This test report is prepared for the customer shown above and for the device described herein. It may not be duplicated or used in part without prior written consent from Bay Area Compliance Laboratories Corp. (Dongguan). This report is valid only with a valid digital signature. The digital signature may be available only under the Adobe software above version 7.0.

## TABLE OF CONTENTS

<b>GENERAL INFORMATION</b> .....	<b>3</b>
PRODUCT DESCRIPTION FOR EQUIPMENT UNDER TEST (EUT) .....	3
OBJECTIVE .....	3
RELATED SUBMITTAL(S)/GRANT(S).....	3
TEST METHODOLOGY .....	3
TEST FACILITY .....	4
<b>SYSTEM TEST CONFIGURATION</b> .....	<b>5</b>
DESCRIPTION OF TEST CONFIGURATION .....	5
EUT EXERCISE SOFTWARE .....	5
EQUIPMENT MODIFICATIONS .....	5
LOCAL SUPPORT EQUIPMENT LIST AND DETAILS .....	5
SUPPORT CABLE LIST AND DETAILS .....	5
CONFIGURATION OF TEST SETUP .....	6
<b>SUMMARY OF TEST RESULTS</b> .....	<b>7</b>
<b>FCC§15.107 - CONDUCTED EMISSIONS</b> .....	<b>8</b>
MEASUREMENT UNCERTAINTY .....	8
EUT SETUP.....	8
EMI TEST RECEIVER SETUP.....	9
TEST EQUIPMENT LIST AND DETAILS.....	9
TEST PROCEDURE .....	9
CORRECTED AMPLITUDE & MARGIN CALCULATION .....	9
TEST RESULTS SUMMARY .....	10
TEST DATA .....	10
<b>FCC §15.109 - RADIATED SPURIOUS EMISSIONS</b> .....	<b>13</b>
MEASUREMENT UNCERTAINTY .....	13
EUT SETUP .....	13
EMI TEST RECEIVER SETUP.....	14
TEST PROCEDURE .....	15
TEST EQUIPMENT LIST AND DETAILS.....	15
CORRECTED AMPLITUDE & MARGIN CALCULATION .....	15
TEST RESULTS SUMMARY .....	15
TEST DATA .....	16
<b>DECLARATION LETTER</b> .....	<b>20</b>

## GENERAL INFORMATION

---

### Product Description for Equipment Under Test (EUT)

The *Posh Mobile Limited*'s product, model number: *L500A(FCC ID: 2ABN6L500)* (the "EUT") in this report was a *Ultra 5.0 LTE*, which was measured approximately: 14.2 cm (L) x 7.3 cm (W) x 1.0 cm (H), rated input voltage: DC 3.8V rechargeable Li-ion battery or DC5V charging from adapter. The highest operation frequency is 1.4 GHz.

*Note: The series product, model L500A, L500B are electrically identical, the difference between them is just the model name, we selected L500A for fully testing, the detail was explained in the attached declaration letter.*

*All measurement and test data in this report was gathered from production sample serial number: 150525002 (Assigned by BACL, Dongguan). The EUT was received on 2015-05-26.*

### Objective

This test report is prepared on behalf of *Posh Mobile Limited* in accordance with Part 2, Subpart J, and Part 15-Subparts A and B of the Federal Communications Commission's rules.

The objective of the manufacturer is to determine the compliance of EUT with FCC Part 15 B Class B.

### Related Submittal(s)/Grant(s)

FCC Part 15C DSS submissions with FCC ID: 2ABN6L500.  
FCC Part 15C DTS submissions with FCC ID: 2ABN6L500.  
FCC Part 22H, 24E, 27 PCE submissions with FCC ID: 2ABN6L500.

### Test Methodology

All measurements contained in this report were conducted with ANSI C63.4-2009, American National Standard for Methods of Measurement of Radio-Noise Emissions from Low-Voltage Electrical and Electronic Equipment in the range of 9 kHz to 40 GHz.

All radiated and conducted emissions measurement was performed at Bay Area Compliance Laboratories Corp. (Dongguan).

### **Test Facility**

The Test site used by Bay Area Compliance Laboratories Corp. (Dongguan) to collect test data is located on the No.69 Pulongcun, Puxinhu Industrial Zone, Tangxia, Dongguan, Guangdong, China

Test site at Bay Area Compliance Laboratories Corp. (Dongguan) has been fully described in reports submitted to the Federal Communications Commission (FCC). The details of these reports have been found to be in compliance with the requirements of Section 2.948 of the FCC Rules on February 06, 2015. The facility also complies with the radiated and AC line conducted test site criteria set forth in ANSI C63.4-2009.

The Federal Communications Commission has the reports on file and is listed under FCC Registration No.: 273710. The test site has been approved by the FCC for public use and is listed in the FCC Public Access Link (PAL) database.

F I N A L

## SYSTEM TEST CONFIGURATION

### Description of Test Configuration

The system was configured for testing in a typical fashion (as normally used by a typical user).

### EUT Exercise Software

The software “winthrax.exe” was used during test.

### Equipment Modifications

No modification was made to the EUT tested.

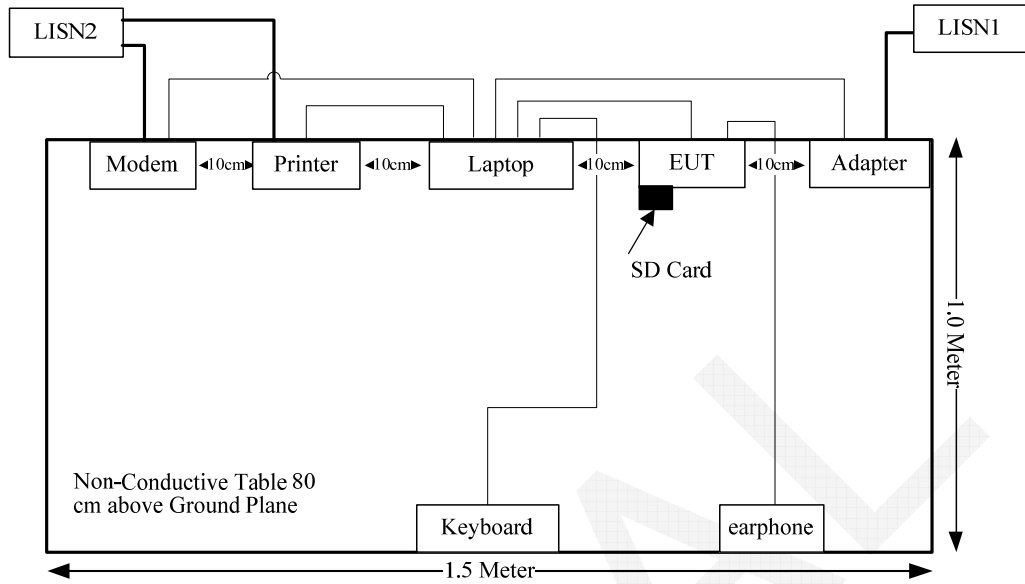
### Local Support Equipment List and Details

Manufacturer	Description	Model	Serial Number
DELL	Laptop	PP11L	QDS-BRCM1017
HP	Printer	C3941A	JPTVOB2337
DELL	Keyboard	L100	CNORH656658907BL05DC
SAST	Modem	AEM-2100	0293
Kingston	Micro SD card	4GB	/

### Support Cable List and Details

Cable Description	Shielding Type	Ferrite Core	Length (m)	From Port	To
Serial Cable	yes	no	1.2	Serial Port of Laptop	Modem
Parallel Cable	yes	no	1.2	Parallel Port of Laptop	Printer
Keyboard Cable	yes	no	1.8	USB Port of Laptop	Keyboard
USB Cable	yes	no	1.0	USB Port of Laptop	EUT
Earphone Cable	no	no	1.2	Audio Port of EUT	Earphone

### Configuration of Test Setup



## SUMMARY OF TEST RESULTS

FCC Rules	Description of Test	Results
§15.107	Conducted Emissions	Compliance
§15.109	Radiated Emissions	Compliance

F I N A L

## FCC§15.107 - CONDUCTED EMISSIONS

### Measurement Uncertainty

All measurements involve certain levels of uncertainties, especially in field of EMC. The factors contributing to uncertainties are Receiver, cable loss, and LISN.

Compliance or non-compliance with a disturbance limit shall be determined in the following manner:

If  $U_{lab}$  is less than or equal to  $U_{cispr}$  of Table 1, then:

- compliance is deemed to occur if no measured disturbance level exceeds the disturbance limit;
- non-compliance is deemed to occur if any measured disturbance level exceeds the disturbance limit.

If  $U_{lab}$  is greater than  $U_{cispr}$  of Table 1, then:

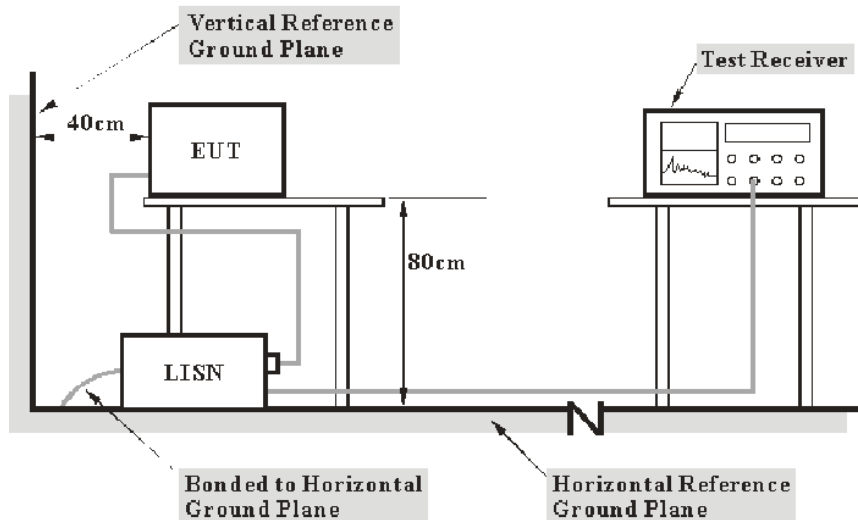
- compliance is deemed to occur if no measured disturbance level, increased by  $(U_{lab} - U_{cispr})$ , exceeds the disturbance limit;
- non-compliance is deemed to occur if any measured disturbance level, increased by  $(U_{lab} - U_{cispr})$ , exceeds the disturbance limit.

Based on CISPR 16-4-2: 2011, measurement uncertainty of conducted disturbance at mains port using AMN at Bay Area Compliance Laboratories Corp. (Dongguan) is 3.46 dB (150 kHz to 30 MHz).

Table 1 – Values of  $U_{cispr}$

Measurement	$U_{cispr}$
Conducted disturbance at mains port using AMN (150 kHz to 30 MHz)	3.4 dB

### EUT Setup



- Note: 1. Support units were connected to second LISN.  
 2. Both of LISNs (AMN) 80 cm from EUT and at the least 80 cm from other units and other metal planes support units.



The setup of EUT is according with per ANSI C63.4-2009 measurement procedure. The specification used was with the FCC Part 15 B Class B limits.

The external I/O cables were draped along the test table and formed a bundle 30 to 40 cm long in the middle.

The adapter of laptop was connected to a 120V/60Hz AC power source.

### EMI Test Receiver Setup

The EMI test receiver was set to investigate the spectrum from 150 kHz to 30 MHz.

During the conducted emission test, the EMI test receiver was set with the following configurations:

Frequency Range	IF B/W
150 kHz – 30 MHz	9 kHz

### Test Equipment List and Details

Manufacturer	Description	Model	Serial Number	Calibration Date	Calibration Due Date
R&S	EMI Test Receiver	ESCS 30	830245/006	2014-10-20	2015-10-20
R&S	L.I.S.N	ESH2-Z5	892107/021	2014-06-09	2015-06-09
R&S	Two-line V-network	ENV 216	3560.6550.12	2014-12-11	2015-12-11
R&S	Test Software	EMC32	Version8.53.0	N/A	N/A

\* Statement of Traceability: Bay Area Compliance Laboratories Corp. (Dongguan) attests that all calibrations have been performed, traceable to National Primary Standards and International System of Units (SI).

### Test Procedure

During the conducted emission test, the adapter of laptop was connected to the outlet of the first LISN and the other support equipments were connected to the outlet of the second LISN.

Maximizing procedure was performed on the six (6) highest emissions of the EUT.

All data was recorded in the Quasi-peak and average detection mode.

### Corrected Amplitude & Margin Calculation

The basic equation is as follows:

$$V_C = V_R + A_C + VDF$$

Herein,

$V_C$ : corrected voltage amplitude

$V_R$ : reading voltage amplitude

$A_c$ : attenuation caused by cable loss

VDF: voltage division factor of AMN or ISN

The “**Margin**” column of the following data tables indicates the degree of compliance within the applicable limit. For example, a margin of 7dB means the emission is 7dB below the maximum limit. The equation for margin calculation is as follows:

$$\text{Margin} = \text{Limit} - \text{Corrected Amplitude}$$

### Test Results Summary

According to the recorded data in following table, the EUT complied with the FCC Part 15 B Class B, with the worst margin reading of:

**16.2 dB at 1.310256 MHz in the Neutral conducted mode**

### Test Data

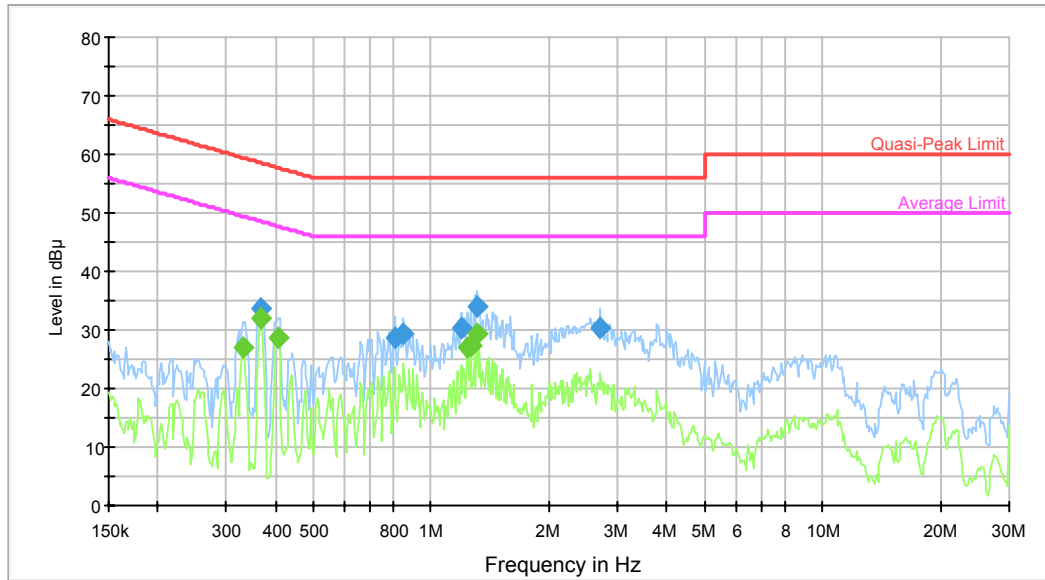
#### Environmental Conditions

<b>Temperature:</b>	26.8°C
<b>Relative Humidity:</b>	53 %
<b>ATM Pressure:</b>	99.7kPa

*The testing was performed by Lion Xiao on 2015-05-27.*

Test Mode: Downloading

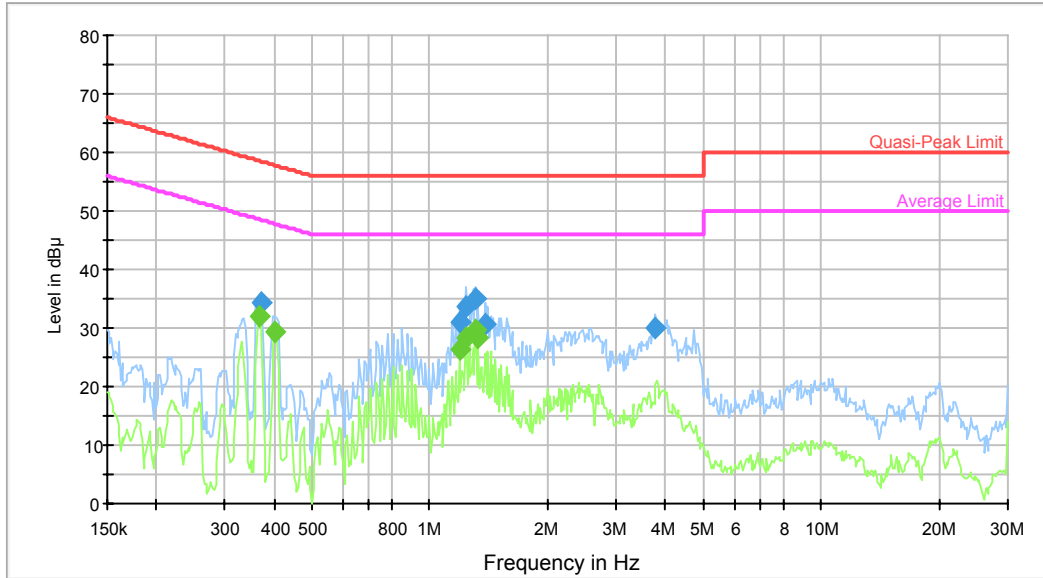
AC120V, 60Hz, Line:



Frequency (MHz)	QuasiPeak (dBµV)	Bandwidth (kHz)	Line	Corr. (dB)	Margin (dB)	Limit (dBµV)	Comment
0.366160	33.7	9.000	L1	10.3	24.9	58.6	Compliance
0.805868	28.8	9.000	L1	10.4	27.2	56.0	Compliance
0.852094	29.3	9.000	L1	10.4	26.7	56.0	Compliance
1.190776	30.3	9.000	L1	10.4	25.7	56.0	Compliance
1.310256	34.0	9.000	L1	10.4	22.0	56.0	Compliance
2.705607	30.2	9.000	L1	10.5	25.8	56.0	Compliance

Frequency (MHz)	Average (dBµV)	Bandwidth (kHz)	Line	Corr. (dB)	Margin (dB)	Limit (dBµV)	Comment
0.332770	27.0	9.000	L1	10.3	22.4	49.4	Compliance
0.366160	32.0	9.000	L1	10.3	16.6	48.6	Compliance
0.406123	28.5	9.000	L1	10.2	19.2	47.7	Compliance
1.239175	27.1	9.000	L1	10.4	18.9	46.0	Compliance
1.259081	27.3	9.000	L1	10.4	18.7	46.0	Compliance
1.310256	29.3	9.000	L1	10.4	16.7	46.0	Compliance

**AC120V, 60Hz, Neutral:**



Frequency (MHz)	QuasiPeak (dBµV)	Bandwidth (kHz)	Line	Corr. (dB)	Margin (dB)	Limit (dBµV)	Comment
0.369089	34.3	9.000	N	10.3	24.2	58.5	Compliance
1.190776	31.0	9.000	N	10.4	25.0	56.0	Compliance
1.239175	33.6	9.000	N	10.4	22.4	56.0	Compliance
1.310256	34.9	9.000	N	10.4	21.1	56.0	Compliance
1.385415	30.7	9.000	N	10.4	25.3	56.0	Compliance
3.781003	29.9	9.000	N	10.7	26.1	56.0	Compliance

Frequency (MHz)	Average (dBµV)	Bandwidth (kHz)	Line	Corr. (dB)	Margin (dB)	Limit (dBµV)	Comment
0.366160	32.2	9.000	N	10.3	16.4	48.6	Compliance
0.402900	29.4	9.000	N	10.2	18.4	47.8	Compliance
1.190776	26.4	9.000	N	10.4	19.6	46.0	Compliance
1.239175	28.5	9.000	N	10.4	17.5	46.0	Compliance
1.310256	29.8	9.000	N	10.4	16.2	46.0	Compliance
1.331304	28.3	9.000	N	10.4	17.7	46.0	Compliance

## FCC §15.109 - RADIATED SPURIOUS EMISSIONS

### Measurement Uncertainty

Compliance or non-compliance with a disturbance limit shall be determined in the following manner:

If  $U_{lab}$  is less than or equal to  $U_{cispr}$  of Table 1, then:

- compliance is deemed to occur if no measured disturbance level exceeds the disturbance limit;
- non-compliance is deemed to occur if any measured disturbance level exceeds the disturbance limit.

If  $U_{lab}$  is greater than  $U_{cispr}$  of Table 1, then:

- compliance is deemed to occur if no measured disturbance level, increased by  $(U_{lab} - U_{cispr})$ , exceeds the disturbance limit;
- non-compliance is deemed to occur if any measured disturbance level, increased by  $(U_{lab} - U_{cispr})$ , exceeds the disturbance limit.

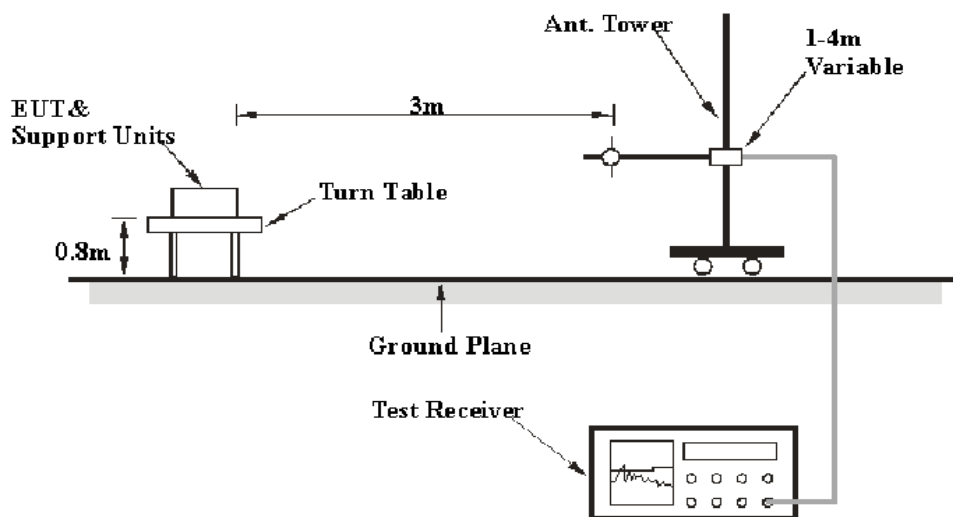
Based on CISPR 16-4-2: 2011, measurement uncertainty of radiated emission at a distance of 3m at Bay Area Compliance Laboratories Corp. (Dongguan) is: 30M~200MHz: 5.0 dB; 200M~1GHz: 6.2 dB; 1G~6GHz: 4.45 dB, 6G~18GHz: 5.23 dB

Table 1 – Values of  $U_{cispr}$

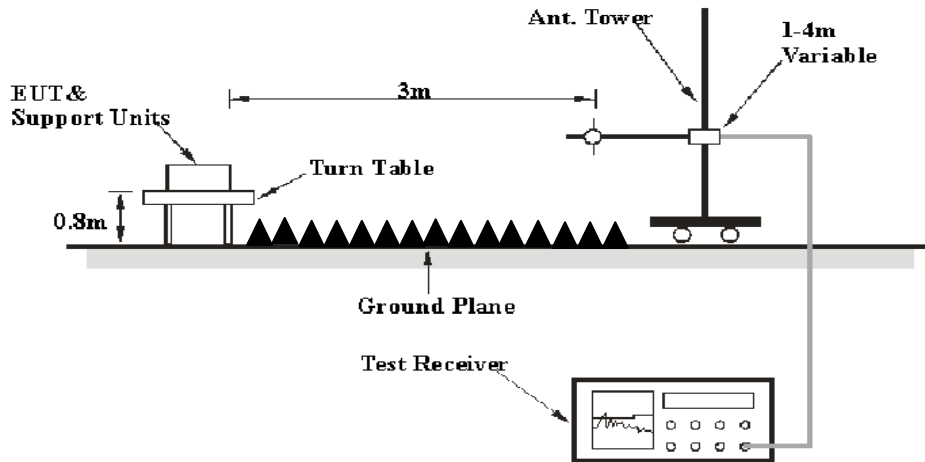
Measurement		$U_{cispr}$
Radiated disturbance (electric field strength at an OATS or in a SAC)	(30 MHz to 1000 MHz)	6.3 dB
Radiated disturbance (electric field strength in a FAR)	(1 GHz to 6 GHz)	5.2 dB
Radiated disturbance (electric field strength in a FAR)	(6 GHz to 18 GHz)	5.5 dB

### EUT Setup

Below 1GHz:



Above 1GHz:



The radiated emission tests were performed in the 3 meters chamber test site, using the setup accordance with the ANSI C63.4-2009. The specification used was the FCC Part 15.109 Class B limits.

### EMI Test Receiver Setup

The system was investigated from 30 MHz to 7 GHz.

During the radiated emission test, the EMI test receiver was set with the following configurations:

Frequency Range	RBW	Video B/W	IF B/W	Detector
30 MHz – 1000 MHz	120 kHz	300 kHz	120 kHz	QP
Above 1 GHz	1 MHz	3 MHz	/	Peak
	1 MHz	10 Hz	/	Ave.

## Test Procedure

Maximizing procedure was performed on the highest emissions to ensure that the EUT complied with all installation combinations.

The data was recorded in the Quasi-peak detection mode for below 1 GHz, peak and average detection mode above 1 GHz.

## Test Equipment List and Details

Manufacturer	Description	Model	Serial Number	Calibration Date	Calibration Due Date
R&S	EMI Test Receiver	ESCI	100224	2015-05-09	2016-05-09
Sunol Sciences	Antenna	JB3	A060611-3	2014-07-28	2017-07-27
HP	Amplifier	8447E	2434A02181	2014-09-01	2015-09-01
R&S	Spectrum Analyzer	E4440A	SG43360054	2014-12-04	2015-12-04
ETS-Lindgren	Horn Antenna	3115	000 527 35	2012-09-06	2015-09-06
Mini-Circuit	Amplifier	ZVA-213-S+	054201245	2015-02-19	2016-02-19

\* **Statement of Traceability:** Bay Area Compliance Laboratories Corp. (Dongguan) attests that all calibrations have been performed, traceable to National Primary Standards and International System of Units (SI).

## Corrected Amplitude & Margin Calculation

The Corrected Amplitude is calculated by adding the Antenna Loss and Cable Loss, and subtracting the Amplifier Gain from the Meter Reading. The basic equation is as follows:

$$\text{Corrected Amplitude} = \text{Meter Reading} + \text{Antenna Loss} + \text{Cable Loss} - \text{Amplifier Gain}$$

The “**Margin**” column of the following data tables indicates the degree of compliance with the applicable limit. For example, a margin of 7 dB means the emission is 7 dB below the limit. The equation for margin calculation is as follows:

$$\text{Margin} = \text{Limit} - \text{Corrected Amplitude}$$

## Test Results Summary

According to the data in the following table, the EUT complied with the FCC Part 15 B Class B, with the worst margin reading of:

**1.10 dB at 533.4300 MHz in the Vertical polarization**

**Test Data**

**Environmental Conditions**

<b>Temperature:</b>	24.3 °C
<b>Relative Humidity:</b>	58%
<b>ATM Pressure:</b>	100.1 kPa

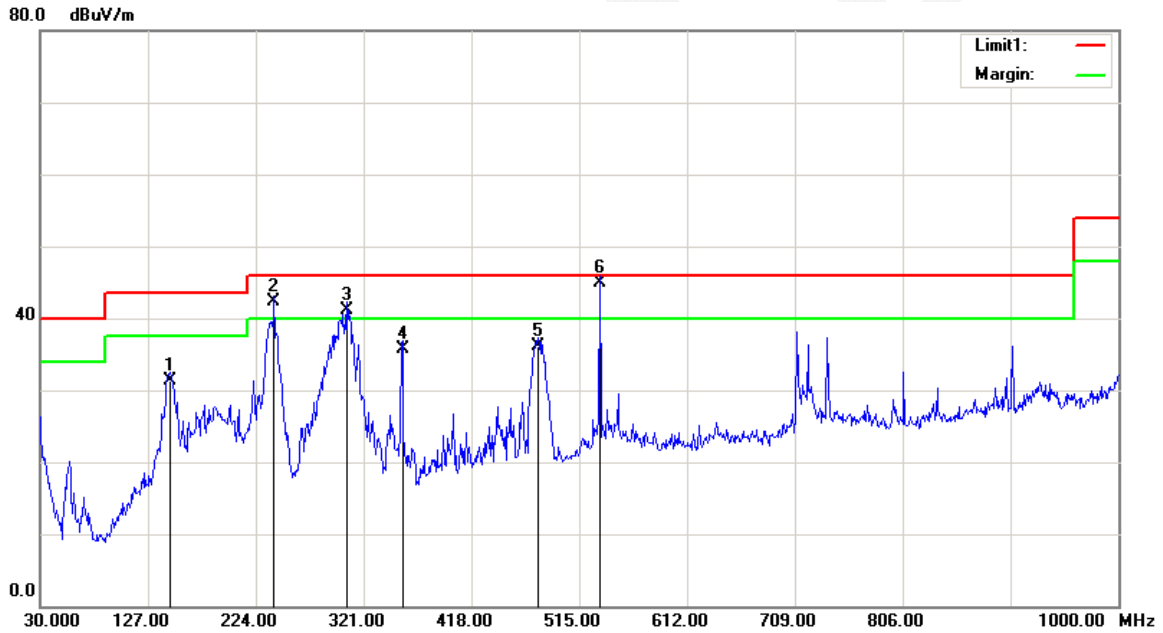
The testing was performed by Lion Xiao on 2015-06-01.

Test Result: Compliance

Test Mode: Downloading

**1) Below 1GHz:**

**Horizontal**

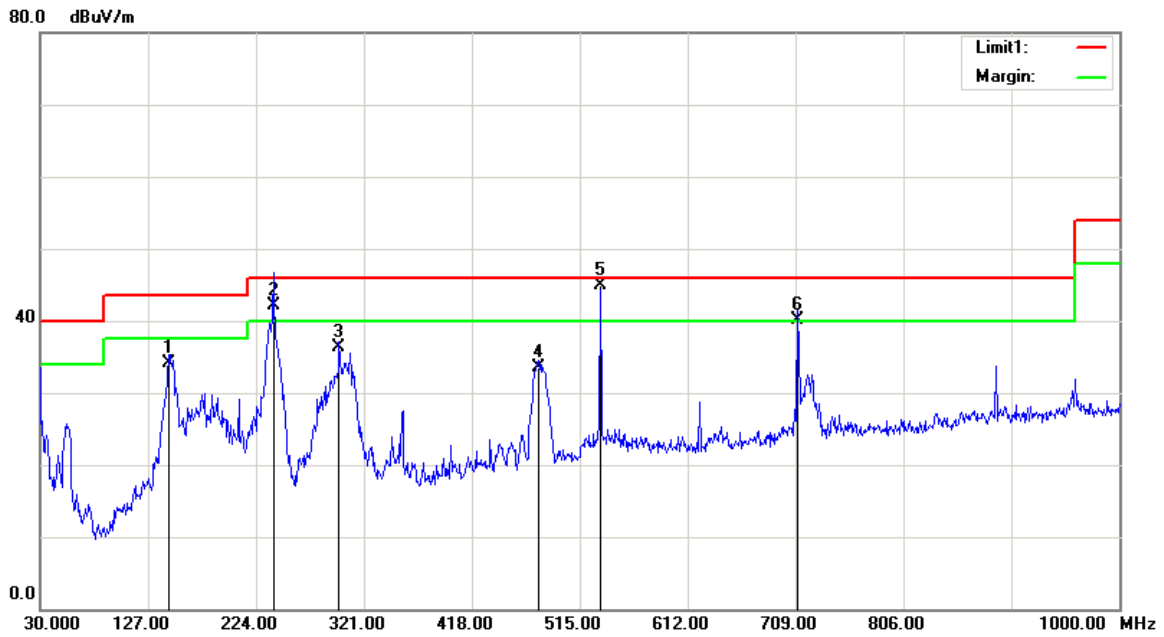


Frequency (MHz)	Receiver Reading (dBμV)	Detector (PK/QP/Ave)	Correction Factor (dB/m)	Cord. Amp. (dBμV/m)	Limit (dBμV/m)	Margin (dB)
147.3700	38.73	QP	-7.33	31.40	43.50	12.10
240.4900	50.35	QP	-8.05	42.30	46.00	3.70*
305.4800	47.08	QP	-5.88	41.20	46.00	4.80
355.9200	40.44	QP	-4.74	35.70	46.00	10.30
478.1400	37.88	QP	-1.68	36.20	46.00	9.80
533.4300	46.20	QP	-1.20	45.00	46.00	1.00

\*within measurement uncertainty!



**Vertical**

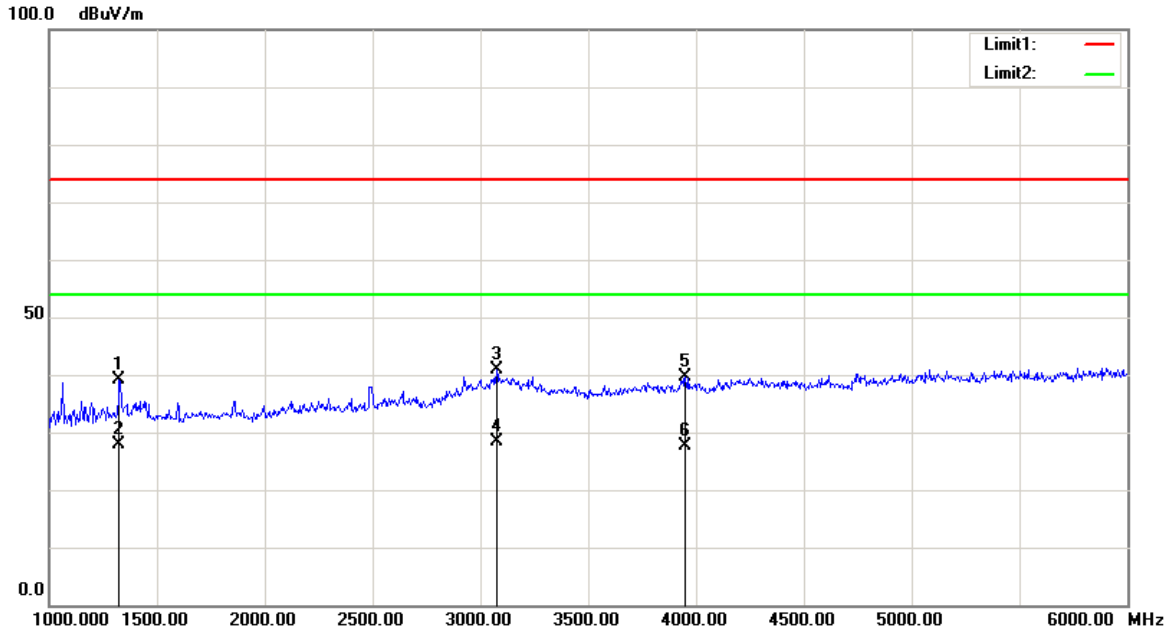


Frequency (MHz)	Receiver Reading (dBμV)	Detector (PK/QP/Ave)	Correction Factor (dB/m)	Cord. Amp. (dBμV/m)	Limit (dBμV/m)	Margin (dB)
145.4300	41.49	QP	-7.29	34.20	43.50	9.30
239.5200	50.27	QP	-8.07	42.20	46.00	3.80
298.6900	42.44	QP	-6.04	36.40	46.00	9.60
478.1400	35.18	QP	-1.68	33.50	46.00	12.50
533.4300	46.10	QP	-1.20	44.90	46.00	1.10*
710.9400	39.18	QP	1.02	40.20	46.00	5.80

\*within measurement uncertainty!

2) Above 1GHz:

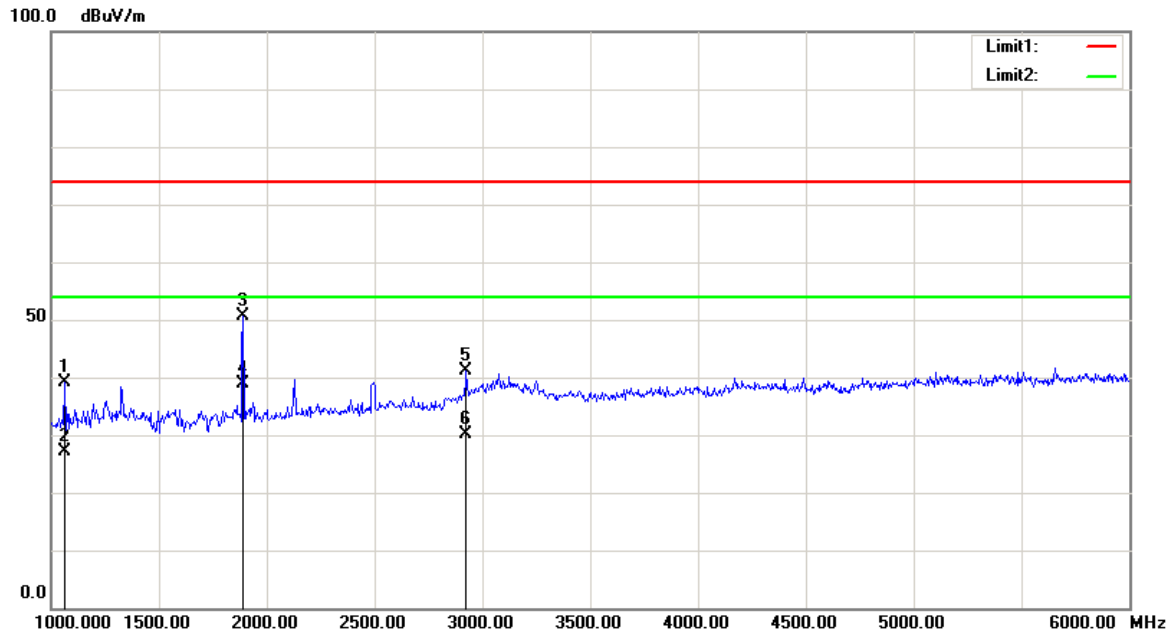
Horizontal



Frequency (MHz)	Receiver Reading (dBμV)	Detector (PK/QP/Ave)	Correction Factor (dB/m)	Cord. Amp. (dBμV/m)	Limit (dBμV/m)	Margin (dB)
1327.500	39.88	peak	-0.67	39.21	74.00	34.79
1327.500	28.52	AVG	-0.67	27.85	54.00	26.15
3077.500	34.11	peak	6.73	40.84	74.00	33.16
3077.500	21.70	AVG	6.73	28.43	54.00	25.57
3952.500	32.14	peak	7.42	39.56	74.00	34.44
3952.500	20.27	AVG	7.42	27.69	54.00	26.31

Note: For above 6 GHz, all radiated emissions are 20 dB below the limit or are on the system noise floor level.

**Vertical**



Frequency (MHz)	Receiver Reading (dBμV)	Detector (PK/QP/Ave)	Correction Factor (dB/m)	Cord. Amp. (dBμV/m)	Limit (dBμV/m)	Margin (dB)
1065.000	40.15	peak	-1.13	39.02	74.00	34.98
1065.000	28.26	AVG	-1.13	27.13	54.00	26.87
1890.000	50.75	peak	-0.08	50.67	74.00	23.33
1890.000	39.00	AVG	-0.08	38.92	54.00	15.08
2927.500	35.36	peak	5.77	41.13	74.00	32.87
2927.500	24.24	AVG	5.77	30.01	54.00	23.99

Note: For above 6 GHz, all radiated emissions are 20 dB below the limit or are on the system noise floor level.

**DECLARATION LETTER**

**Declaration of Alteration**

To Whom It May Concern,

We, Posh Mobile Limited, hereby declare that there are some differences between our Multiple Models and testing products. Details as below:

(This is for your reference only.)

Products Description	Name	Ultra 5.0 LTE		
	Brand	POSH		
	Manufacturer	Shenzhen Posh Mobile Limited		
	Project No.	RDG150525002, RDG150525002-20		
Differences Description				
Testing Products	Multiple Models	Differences Items	Details	
L500A	L500B	Model name	They are same motherboard, and just have the different model name.	

Notes: Testing products-the products tested by BACL  
 Multiple Model- have the same or similar appearance, structure, PCB, Material and function to the testing products, and only are different for little parameters.

Besides the differences in the table above, we declare the products are identical We guarantee all the information provided above is true, and notice that we'll bear all the consequences caused by any false information or concealing

Best Regards,

Signature:

Print Name: K.N. Chong

Title: Manager

