

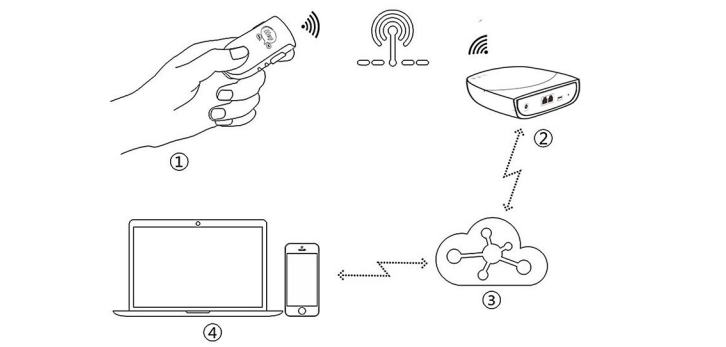
1 Instant Alerts

One press of a button and you are instantly connected with your loved one, thanks to an alert sent directly to your family member's cell phone. The set of three Instant Alerts are great to place around your home so that help is always close by. Your bedroom, kitchen or even bath and shower are perfect spots to keep your communicators. Your HeyMomDad Instant Alerts keep you and your loved ones free of worry, no matter the distance between you.

What's in the package

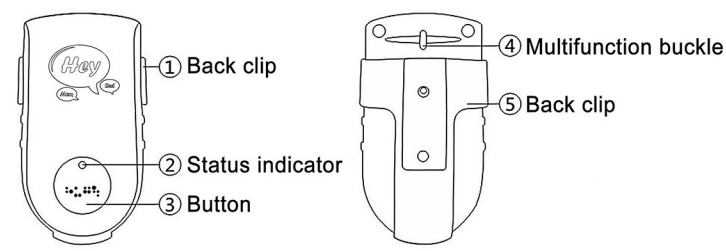
- A. 3 Alert sensors (with clips attached)
- B. 1 set of mounting hardware
- i. 6 wall plugs
 - ii. 6 screws
 - iii. 3 two sided tape pads
 - iv. 1 screwdriver

1



(1). Instant Alerts (2). Wireless HUB (3). Internet (4). Mobile and computer viewing devices

[Picture 1-1] HeyMomDad Instant Alerts System Structure Diagram

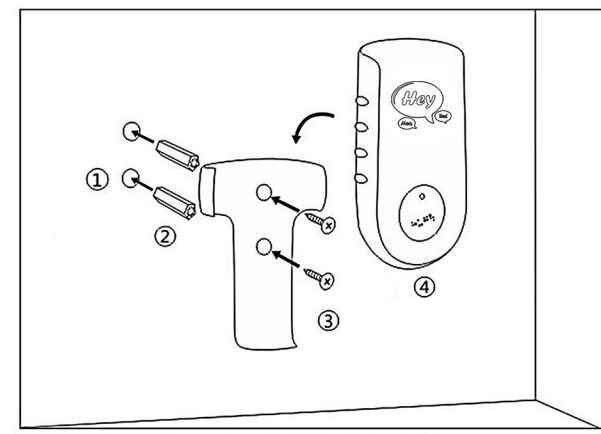


[Picture 1-2] HeyMomDad Instant Alerts

2

2 Hanging the Instant Alerts

- A:
1. Drill hole in the wall
 2. Mount the plug to the wall
 3. Tighten screws
 4. Hang the Instant Alert

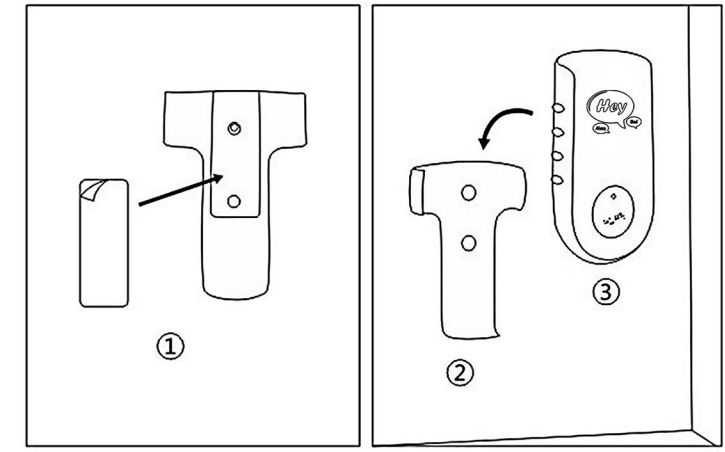


[Picture 2-1] Screw Mounting Setup Diagram

3

B:

1. Peel double-sided adhesive tape
2. Fix to the wall
3. Hang the Instant Alert



[Picture 2-2] Double-sided Adhesive Tape Setup Diagram

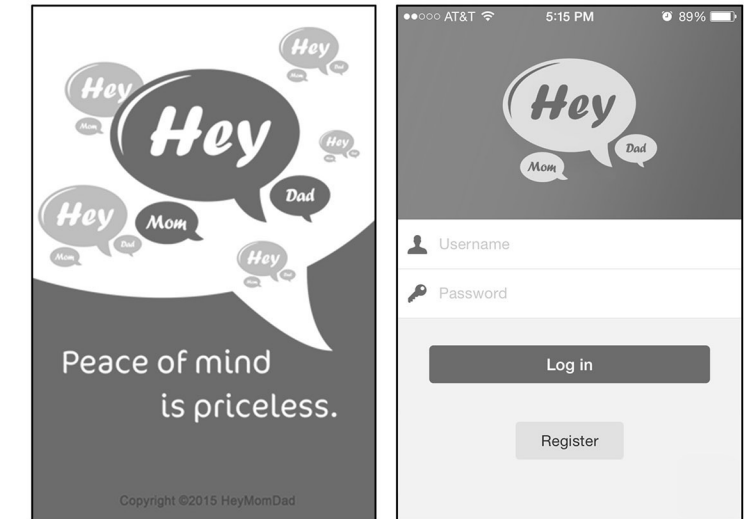
4

3 Download App and Configuration



5

- Add a Device:
1. Open the App, Click "Register."
 2. After registration is successful, enter username and password, and click "Log in" for the main interface.



①

②

6

3. Click "Devices," click scan icon and scan each alert's QR code to add device.
4. Check device alert status.
5. Click and "Setting."

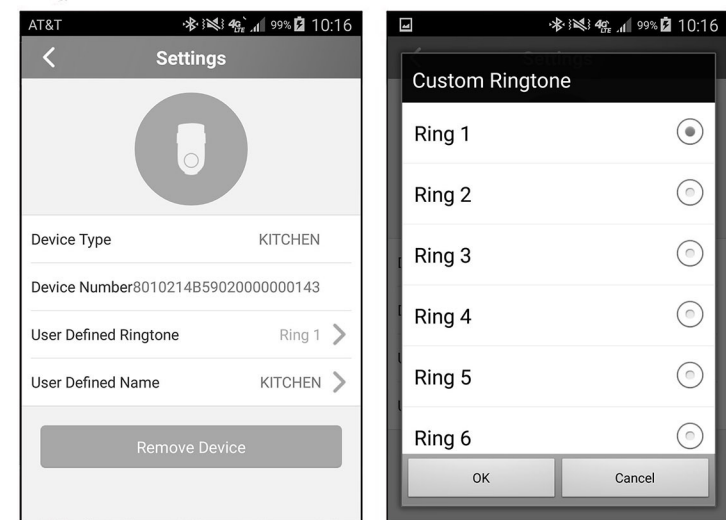


③

④

7

6. Set the Ringtone and Device Name.



⑤

⑥

8

4 Troubleshooting

1. If the Instant Alerts red light keeps flashing
- Shortening the distance between the Instant Alerts and the Wireless HUB within about 5 feet and wait 10 seconds.
 - Check the Wireless HUB has been connect to the power, and the power adapter is connected as well.
 - Check the Wireless HUB network cable connection is OK. (Router light on the left blinks, light on the right is always on).
2. If I setup the product by following the instructions and everything works normally, but HeyMomDad App does not prompt call notification, what do I need to do?
- Check the mobile device (mobile phone or tablet) is connected to the Internet.
 - Turn on the mobile device voice prompt function.
 - Quit the HeyMomDad App and reopen the App to login.

Product light status	
Light Status	Note
Light blinks time interval long (Slow blink)	Searching the network
Light blinks time interval short (Fast blink)	Failed to search the network, the device is going to be inactive
Light doesn't blink	Device is inactive, not functioning
Light blinks once when pressed once	Functioning normally
Light always on	Internet network connection is abnormal

9

Vital Inc. ©

5 FCC Statement

This equipment has been tested and found to comply with the limits for a Class B digital device, pursuant to Part 15 of the FCC Rules. These limits are designed to provide reasonable protection against harmful interference in a residential installation. This equipment generates uses and can radiate radio frequency energy and, if not installed and used in accordance with the instructions, may cause harmful interference to radio communications. However, there is no guarantee that interference will not occur in a particular installation. If this equipment does cause harmful interference to radio or television reception, which can be determined by turning the equipment off and on, the user is encouraged to try to correct the interference by one or more of the following measures:

- Reorient or relocate the receiving antenna.
- Increase the separation between the equipment and receiver.

10

- Connect the equipment into an outlet on a circuit different from that to which the receiver is connected.
- Consult the dealer or an experienced radio/TV technician for help.

Changes or modifications not expressly approved by the party responsible for compliance could void the user's authority to operate the equipment.

This device complies with part 15 of the FCC Rules. Operation is subject to the following two conditions:

- (1) This device may not cause harmful interference, and
- (2) this device must accept any interference received, including interference that may cause undesired operation.

11

Product Manual

- HeyMomDad Instant Alerts HMD-CS02A
- Thank you for purchasing this product. Please make sure you read this manual before using this product to avoid damage.
- The product pictures on the manual are for reference only.

