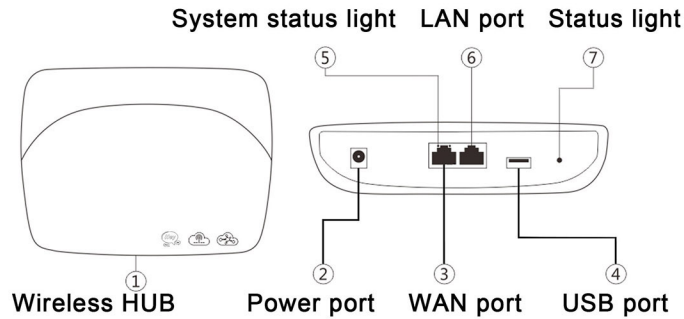


1 Wireless HUB

The wireless HUB collects and sends different types of signals to the Internet cloud platform, and precisely assigns the Internet commands issued by the cloud platform.

What's in the package

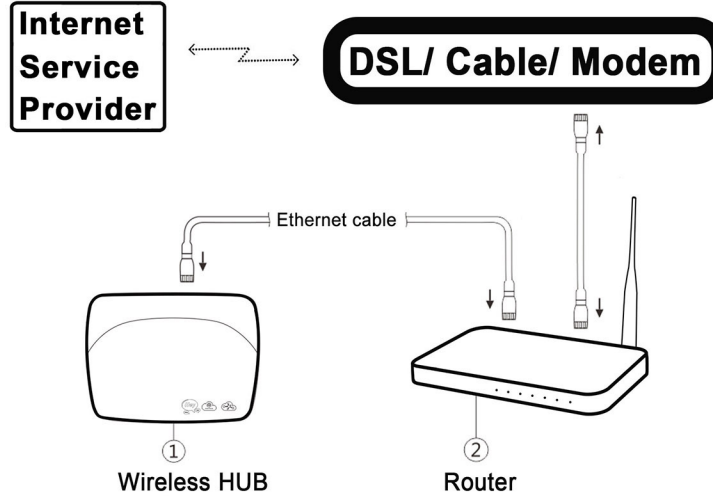
- A. 1 Wireless hub
- B. 1 Retractable network cable
- C. 1 USB cord
- D. 1 AC adapter



【Picture 1】 Wireless HUB Diagram

1

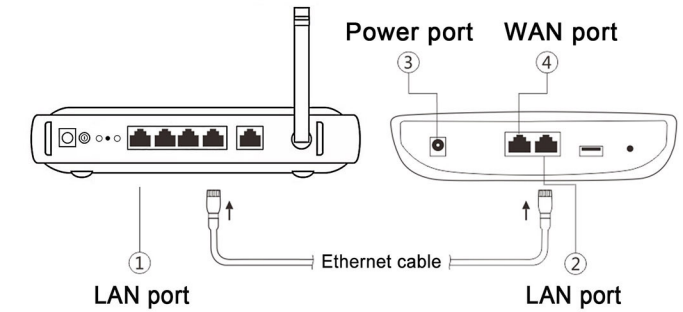
2 Product Hardware Installation and Use Instruction



【Picture 2】 Network System Connection Diagram

2

Connect the Wireless HUB LAN port via network cable to the router LAN port.



【Picture 3】 Product Wiring Diagram

When you setup the Wireless HUB connection, please check the Wireless HUB indicator light status.

Indicator	Light Normal Status
WAN Port	Light blinks time interval short (Fast blink) or light always on.
LAN Port	Light blinks time interval short (Fast blink) or light always on after connecting the Network Devices.

3

Vital Inc. ©

3 FCC Statement

This equipment has been tested and found to comply with the limits for a Class B digital device, pursuant to Part 15 of the FCC Rules. These limits are designed to provide reasonable protection against harmful interference in a residential installation. This equipment generates uses and can radiate radio frequency energy and, if not installed and used in accordance with the instructions, may cause harmful interference to radio communications. However, there is no guarantee that interference will not occur in a particular installation. If this equipment does cause harmful interference to radio or television reception, which can be determined by turning the equipment off and on, the user is encouraged to try to correct the interference by one or more of the following measures:

- Reorient or relocate the receiving antenna.
- Increase the separation between the equipment and receiver.

4

- Connect the equipment into an outlet on a circuit different from that to which the receiver is connected.
- Consult the dealer or an experienced radio/TV technician for help.

Changes or modifications not expressly approved by the party responsible for compliance could void the user's authority to operate the equipment.

This device complies with part 15 of the FCC Rules. Operation is subject to the following two conditions:

- (1) This device may not cause harmful interference, and
- (2) this device must accept any interference received, including interference that may cause undesired operation.

5

Product Manual

- HeyMomDad Wireless HUB HMD-CS01B
- Thank you for purchasing this product. Please make sure you read this manual before using this product to avoid damage.
- The product pictures on the manual are for reference only.

Vital Inc.

Website: www.HeyMomDad.com
Email: info@HeyMomDad.com



Peace of mind is priceless.