

US Tech Test Report:  
Report Number:  
Customer:  
FCC ID:  
Issue Date:  
Model:

FCC Part 15.249  
14-0063  
Electronica Clarion S.A. de C.V  
2ABGYBTD33-CLARION  
April 14, 2014  
BTD3341

Test Configuration Photographs




Figure 1. Radiated Emissions Test Setup (Front View)

US Tech Test Report:  
Report Number:  
Customer:  
FCC ID:  
Issue Date:  
Model:

FCC Part 15.249  
14-0063  
Electronica Clarion S.A. de C.V  
2ABGYBTD33-CLARION  
April 14, 2014  
BTD3341

---




**Figure 2. Radiated Emissions Test Setup (30-200 MHz)**

US Tech Test Report:  
Report Number:  
Customer:  
FCC ID:  
Issue Date:  
Model:

FCC Part 15.249  
14-0063  
Electronica Clarion S.A. de C.V  
2ABGYBTD33-CLARION  
April 14, 2014  
BTD3341

---




**Figure 3. Radiated Emissions Test Setup (200-1000 MHz)**

US Tech Test Report:  
Report Number:  
Customer:  
FCC ID:  
Issue Date:  
Model:

FCC Part 15.249  
14-0063  
Electronica Clarion S.A. de C.V  
2ABGYBTD33-CLARION  
April 14, 2014  
BTD3341

---



**Figure 4. Radiated Emissions Test Setup (above 1 GHz)**

US Tech Test Report:  
Report Number:  
Customer:  
FCC ID:  
Issue Date:  
Model:

FCC Part 15.249  
14-0063  
Electronica Clarion S.A. de C.V  
2ABGYBTD33-CLARION  
April 14, 2014  
BTD3341

---



**Figure 5. Radiated Emissions Test Setup (9 KHz to 30 Mhz)**