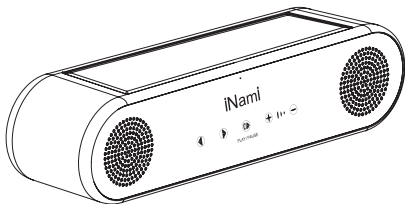


# iNami<sup>®</sup>

## SOLAR Bluetooth Speaker

WITH MICROPHONE



**iNami SOLAR Bluetooth Speaker WITH MICROPHONE**

## About iNami Soleil

Thank you for purchasing the iNami Solar Bluetooth Speaker. This user manual will help you understand the features and how to operate the speaker correctly. Please read this manual carefully before first use.

Please note that your Bluetooth sound source must be able to transmit in A2DP stereo. If that is not the case, please use the provided 3.5 mm audio line-in cable on the respective rear socket of the iNami speaker.

*\* Bluetooth is a registered trademark of Bluetooth Special Interest Group.*

## Features



**MULTIPLE CHARGING OPTIONS**



**POWERFUL STEREO SOUND**



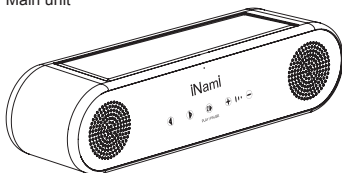
**BUILT-IN MICROPHONE**



**BLUETOOTH CONNECTIVITY**

## Package Content

- Main unit



- 3.5 mm plug stereo audio cable (line-in/line-out)



- VDE approved AC charger with USB port



- USB port charging cable with micro USB plug on one end

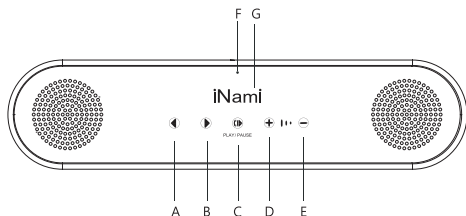


- 12VDC cigarette lighter adapter with USB port

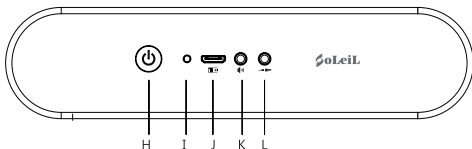


- User manual

## Button Functions



- A. Last Track
- B. Next Track
- C. Play/Pause/Answer
- D. Volume >
- E. Volume <
- F. Microphone Inlet
- G. LED Indicator



- H. Power Switch
- I. Battery LED
- J. USB Port for Recharge
- K. Audio Outlet
- L. Audio Inlet

## Bluetooth Connectivity



### 6 Seconds Memory Pairing

After emitting an acoustic signal the device will within six seconds automatically search for previously paired devices. If no such device can be detected, the iNami will enter the 120 Seconds Pairing Mode.

### 120 Seconds Pairing

"Paired" and "Pairing" refers to the process of two Bluetooth devices connecting with each other within 120 seconds (in this case the iNami and your music device/phone). During this process the iNami logo flashes, while your mobile device detects the iNami Speaker and connects with it.

### Changing Paired Device

If you want to pair another device to the iNami speaker, please make sure the previous device is paired off before.

### Pin Number

0000

## Receive Calls

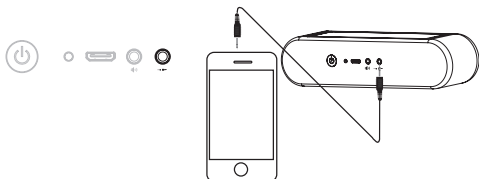


PLAY/ PAUSE

The iNami can be used as a hands-free speakerphone via Bluetooth connection to a suitable mobile device. Once the mobile phone receives an incoming call, the connected iNami will play a ringing tone. For accepting the call, press button C. Any music playing on the iNami at that moment will automatically pause and you can use the integrated microphone for your phone conversation. Once the phone is hung up, the music will automatically resume. For hanging up phone calls, please press button C.

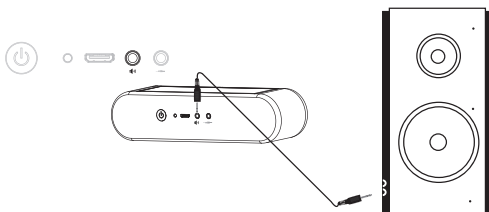
## Line-in

You can enjoy clear sound quality from an external player, by connecting the music source device and the iNami with the line-in plug. Then switch on the iNami by pressing the power button. The unit's blue LED light will now illuminate to show it is connected and ready for music playback.



## Line-out

The line-out plug on the iNami is ideal for playing music from your portable device to your home Hi-Fi. Just play your iNami in Bluetooth mode and connect it with your Hi-Fi system by the supplied 3.5 mm cable through the line-out plug. An adapter, which can be bought in most electronic stores for the connection to your Hi-Fi system might be necessary for this.



## Charging

When the AC adapter is plugged in or the iNami is exposed to sunlight, the unit will start recharging. Charging time for solar power depends on solar conditions. Once the battery is recharged the LED indicator will turn from red to blue.

### Charging time:

1. 8-12 hours (by AC adapter)



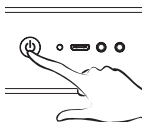
2. 12-24 hours (by solar power)



### Playback Time:

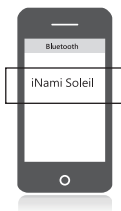
1. On Bluetooth 4-10 hours
2. Analogue 5-15 hours

## How To Use - Three Easy Steps



### Step 1

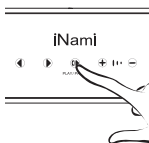
Turn on the device by pressing power switch "H" on the rear panel of the device.



### Step 2 – Pairing

Activate the Bluetooth function on your mobile device. It then automatically pairs with the iNami speaker. Only when "iNami Soleil" appears on the display of your mobile device, the pairing between the device and the speaker has been successful.

The LED light will turn off automatically after the device has not been operated for 10 seconds and the speaker will switch into energy saving mode after 180 seconds without any line-in or Bluetooth connection.



### Step 3

Press button "C" on the front panel of the device for playback and pausing as well as answering phone calls.

In order to avoid loss of connection, do not block the line between the music device and the iNami speaker by items. Keep the device and the iNami speaker stationary with each other. Also avoid placing your mobile phone too close to the iNami speaker as it can cause interferences.



## Troubleshooting

Bluetooth connection is established but the iNami speaker does not play any sound	Press and hold button “C” to enter standby mode, then press and hold “C” again to exit standby and wait for 30 seconds. This will force the Bluetooth function to reconnect and should solve the problem. Please consult the instruction manual for your mobile phone or portable music device to make sure it is properly tuned to play music or to make calls through a Bluetooth connection (i.e. choosing the iNami speaker as an audio output).
Frequent loss of Bluetooth or audio connection	If you are using an Apple laptop, a desktop computer or any other computer with a Broadcom Bluetooth chipset, you may need to update the Bluetooth drivers of your computer in order to successfully connect to the iNami speaker.
The device does not switch on	Briefly connect the iNami for recharge via USB cable or place the speaker in direct sunlight to reset the charging protection circuit. If that does not work, recharge the iNami speaker with the USB cable and the mains plug for at least one hour and then try to switch it on again.

## Specifications

- Connectivity with most adapters for mobile audio media devices i.e. mobile phones, MP3s, multimedia tablets, CD players, radios etc. via USB charging cable or 3.5 mm stereo plug audio cable
- Charging time (from empty): Mains power 8-12 hours, solar power 12-24 hours (full sunshine overhead)  
Playback time: 1. On Bluetooth 4-10 hours  
2. Analogue 5-15 hours  
Longer playback times are possible under constant use of solar power
- Rubber seal full range speaker of 40 mm in diameter with composited paper cones in silver color
- Frequency response: 120 Hz-20 kHz
- Capacitive 5-button touch panel
- Integrated microphone
- Dimensions: 223 mm x 56.5 mm x 53.5 mm
- Dual 3-Watt speaker
- V3.7v, 1600mAh Lithium-Polymer rechargeable battery
- 5.5v, 150mA Monocrystalline solar panel
- Bluetooth 2.1 +EDR (class II) with HFP, HSP, A2DP and AVRCP profiles
- Bluetooth range: Nominally 10 meter (33 feet) radius
- DUT max. ambient temperature 45°C (113°F)

### Specifications for charging plug:

Model: CN-02B5-500

Input: AC100-240V, 0.15A, 50/60Hz

Output: DC 5V, 500mA

## Warning

- Some medical equipment may not be shielded from RF energy. Therefore please do not use the iNami near any medical equipment without prior confirmation.
- Please turn the iNami speaker off before boarding an aircraft. To prevent the interference with communication systems, the iNami speaker must remain switched off during a flight.
- The iNami connects to a mobile phone or other electronic devices using radio frequency signals, which cannot guarantee connectivity under all conditions and circumstances. Therefore please never rely on the iNami for essential or emergency communications.
- Please do not allow small children to play with the iNami as it contains small parts that can be swallowed.
- For the connections to mains power please only use an AC/DC adapter.

## Declaration of Conformity



The iNami speaker in combination with accessories conforms to the international standards EN 300328, EN 301489, EN 55013, EN 55020, EN 60065 and EN 62479, following the provisions of the Radio Equipment and Telecommunication Terminal Equipment Directive 1999/95/EC and the EMC Directive 2004/108/EC.



iNami speaker and accessories are fully compliant with RoHS Directive.

## Declaration of Conformity



This device complies with part 15 of the FCC Rules. Operation is subject to the following two conditions: (1) This device may not cause harmful interference, and (2) this device must accept any interference received, including interference that may cause undesired operation.

Any changes or modifications not expressly approved by the party responsible for compliance could void the user's authority to operate the equipment.

**Note:** This equipment has been tested and found to comply with the limits for a Class B digital device, pursuant to part 15 of the FCC Rules. These limits are designed to provide reasonable protection against harmful interference in a residential installation. This equipment generates uses and can radiate radio frequency energy and, if not installed and used in accordance with the instructions, may cause harmful interference to radio communications. However, there is no guarantee that interference will not occur in a particular installation. If this equipment does cause harmful interference to radio or television reception, which can be determined by turning the equipment off and on, the user is encouraged to try to correct the interference by one or more of the following measures:

- Reorient or relocate the receiving antenna.
- Increase the separation between the equipment and receiver.
- Connect the equipment into an outlet on a circuit different from that to which the receiver is connected.
- Consult the dealer or an experienced radio/TV technician for help.

The device has been evaluated to meet general RF exposure requirement. The device can be used in portable exposure condition without restriction.

## Warranty

### Two Years Limited Warranty

This iNami device carries a two (2) years warranty against defects in workmanship and material under the appropriate usage.

Under limited warranty conditions, the product must be returned to the retailer or place of purchase with the original receipt as proof for the date of purchase. This warranty is not transferable.

### General Exclusions and Limitations

This warranty does not cover any defects caused by accident, misuse, improper installation or operation, lack of reasonable care, loss of parts, tampering or attempted repair by a person not authorized by the distributor.

MVP (H.K.) INDUSTRIES LTD. will not provide refund directly to end users under any circumstances.



At the end of its serviceable life, this product should not be treated as household or general waste. It should be handed over at the applicable collection point for the recycling of electrical and electronic equipment, or returned to the supplier for disposal.



All rights reserved. All other trademarks referred to are the property of their respective owners.



Made in China