


Yeeight Smart LED Bulb User Manual

Please read this manual carefully before using the product



56mm(±0.5)

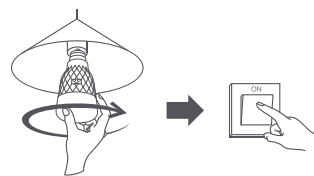
170mm (±0.5)

280mm

Installation Steps

01 Install the Light Bulb


Install the light bulb and turn on the power.



Note:  
1. Make sure that the power is off when installing, removing, or exchanging the light bulb.  
2. Do not use this product with a dimmer (e.g. a dimmer lamp with a dimmer switch) to avoid damaging the product.  
3. Do not use this product in a damp environment.  
4. Do not use the light bulb in a narrow and ill-ventilated lamp shade as it may cause weak signals or heat dissipation issues.

02 Download the App

Search Yeeight in an app store or scan the QR code below to download the Yeeight App.



03 Use the App

Open the app and operate it in accordance with the instructions provided in the app.  
\* Make sure that the Wi-Fi network is available and is able to access the Internet properly.

How to Restore to Factory Settings

Use the light switch to turn the light bulb on and off five times (on for two seconds, off for two seconds). For the light bulb (blinking white rapidly), it will be in (restoring) mode. After 5 seconds, it will automatically reset itself.

List of Functional Faults

Functional Faults	Light bulb is not turned on when connected to power
	Light bulb blinks abnormally
	Color missing
	Light bulb is not able to connect to the app under light Internet connection

Warning


1. Before using this product, please make sure that your voltage is appropriate for the working voltage of this product. Using this product with a voltage other than the one specified may damage the product and cause safety hazards.  
2. Do not disassemble this product, as the light diodes can cause damage to the eyes.

3. The light bulb will heat up when working. Do not use it in a confined space for an extended period of time. Ensure sufficient ventilation for the light bulb to allow for heat dissipation.  
4. The optical radiation of this LED light product complies with the "Essentials and Requirements" of EC 62471:2006.  
5. For indoor use only.  
6. Disconnect power before installation to prevent risk of electric shock.  
7. Use in dry locations only.  
8. The light source of this product is irreplaceable light diodes(LED).  
9. This device is neither intended for use with emergency lights nor intended for emergency lighting.  
10. Only use the control provided with or specified by these instructions to control this lamp. This lamp will not operate properly when connected to a standard (non-dimmable) dimmer or dimming control.  
11. For lamps with a weight significantly higher than the off the lamp for which they are a replacement, attention should be drawn to the fact that the increased weight may reduce the mechanical stability of certain luminaires and lamp holders and may impact contact making and lamp retention.


Specifications

Model: YLDR05YL  
Size: 60x60x114mm  
Luminous Flux: 800lm  
Lamp Holder: E26 for US Region  
Rated Input: 120V~40Hz 0.09A for US Region  
Color Temperature: 2700K ~4000K  
Connectivity: Wi-Fi IEEE 802.11 b/g/n 2.4GHz  
Operation Frequency Bands: 2400MHz~2483.5MHz  
Life Expectancy: Approx. 25,000 hours


Product Features




Adjustable Brightness




Adjustable Color Temperature




Different Lighting Scenes




Energy Saving




Night Light




On/Off Timer



Off Delay Timer



Smart Control



Firmware Upgrade

FCC Compliance Statement

Any Changes or modifications not expressly approved by the party responsible for compliance could void the user's authority to operate the equipment. This device complies with part 15 of the FCC Rules.  
Operation is subject to the following two conditions:  
(1) This device may not cause harmful interference, and (2) This device must accept any interference received, including interference that may cause undesired operation. This

FCC Radiation Exposure Statement:

This equipment complies with FCC radiation exposure limits set forth for an uncontrolled environment. This equipment should be installed and operated with minimum distance 20cm between the radiator & your body.