Appendix B

RF Test Data for BT V4.2(BDR/EDR) (Conducted Measurement)

Product Name: Stereo DAB/Internet Radio

Trade Mark: N/A

Test Model: MA-230S

Environmental Conditions

Temperature:	23.6° C
Relative Humidity:	52.6%
ATM Pressure:	100.0 kPa
Test Engineer:	Jerry.Zeng
Supervised by:	Wang.Chuang

B.1 Duty Cycle

Test Mode	Test Channel	Ant	Duty Cycle[%]	Verdict
BT LE	2440	Ant1	100	PASS

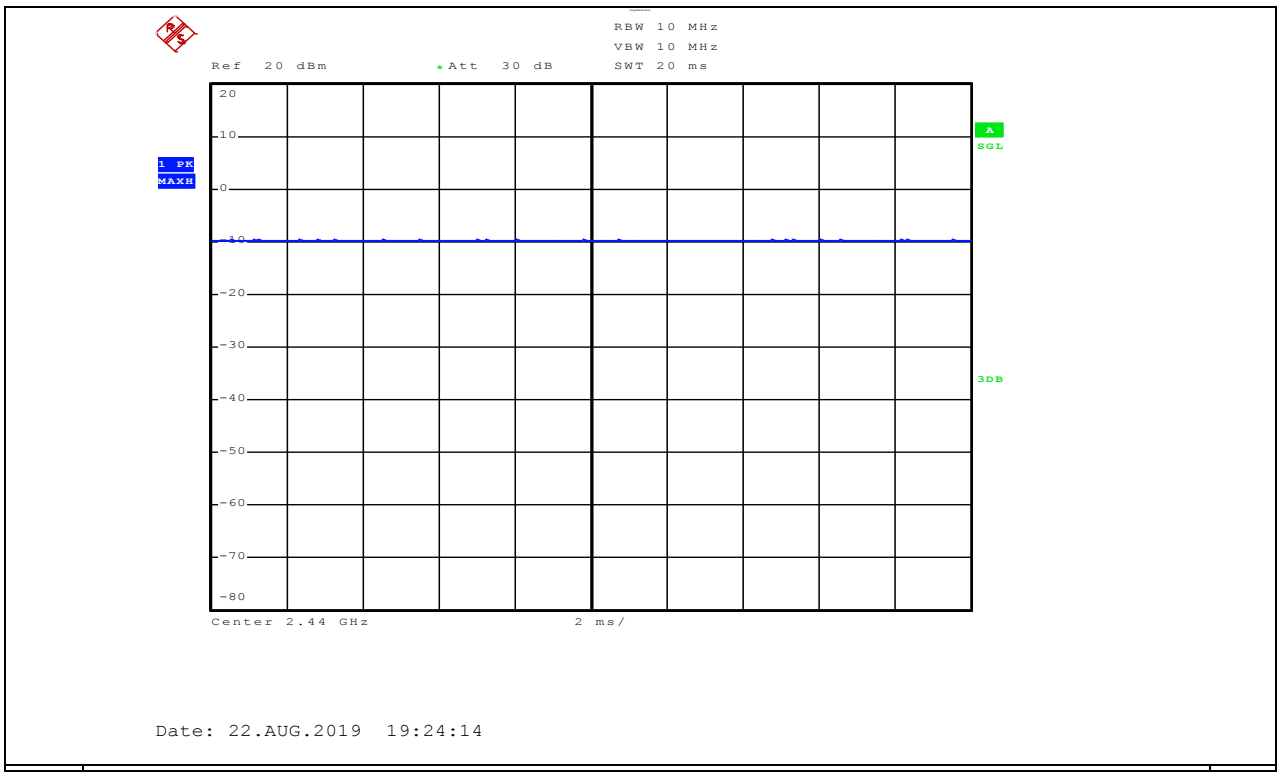

B.2 Maximum Conducted Peak Output Power

Mode	Channel	Conduct Peak Power[dBm]	Limit [dBm]	Verdict
BT LE	LCH	-2.22	30	PASS
BT LE	MCH	-1.09	30	PASS
BT LE	HCH	-1.85	30	PASS

Test Graphs	
LCH	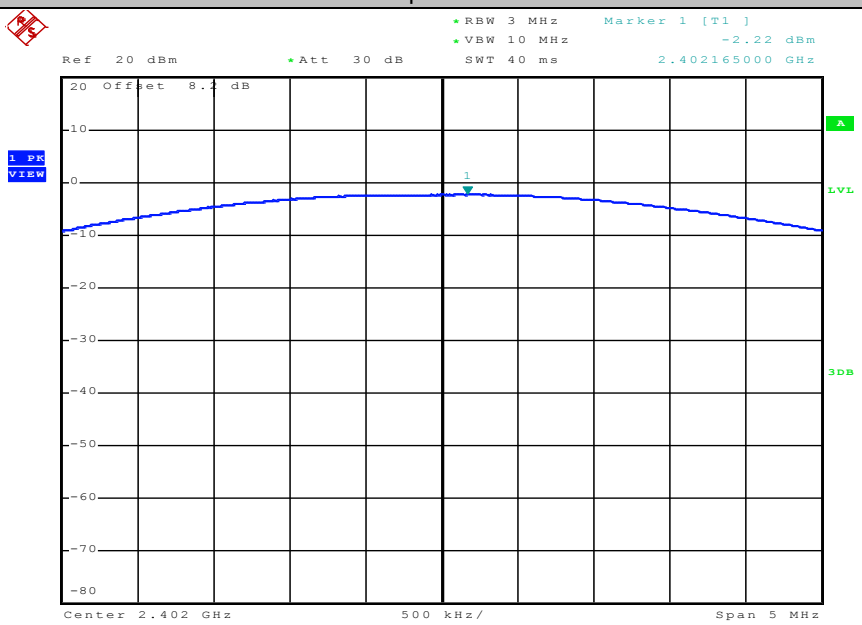 Date: 22.AUG.2019 19:17:46
MCH	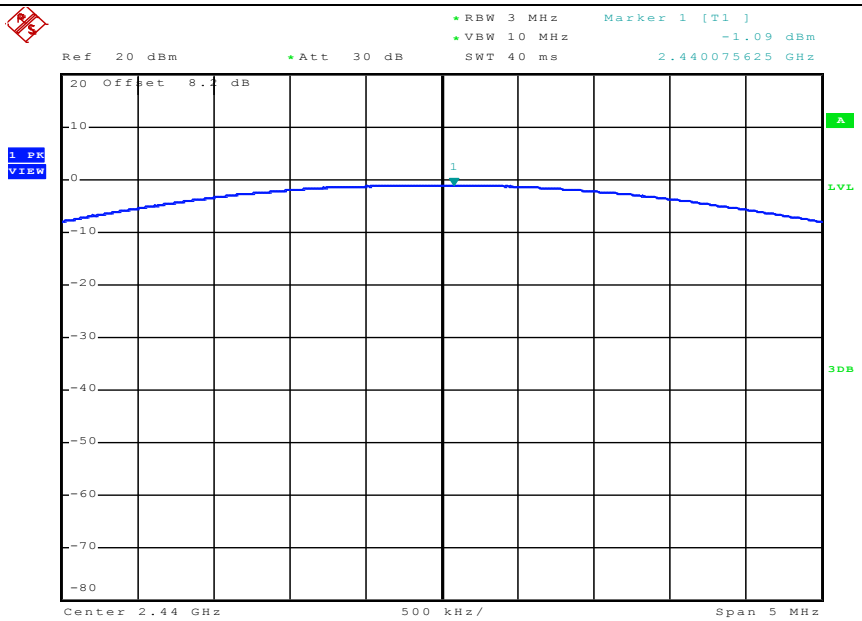 Date: 22.AUG.2019 19:20:19

HCH	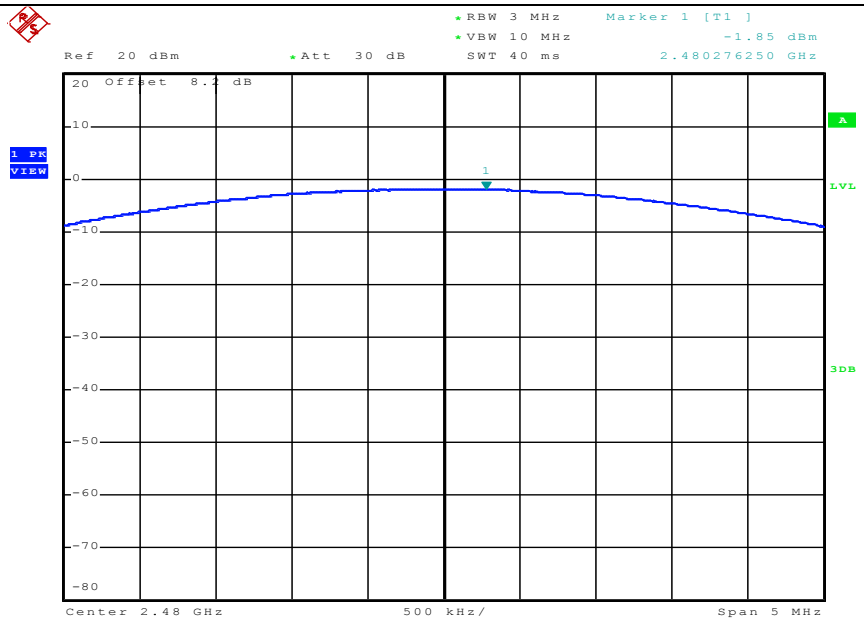 Date: 22.AUG.2019 19:22:05

B.3 Maximum Power Spectral Density

Mode	Channel	PSD [dBm/3KHz]	Limit [dBm/3KHz]	Verdict
BT LE	LCH	-16.980	8	PASS
BT LE	MCH	-15.900	8	PASS
BT LE	HCH	-16.580	8	PASS

Test Graphs	
LCH	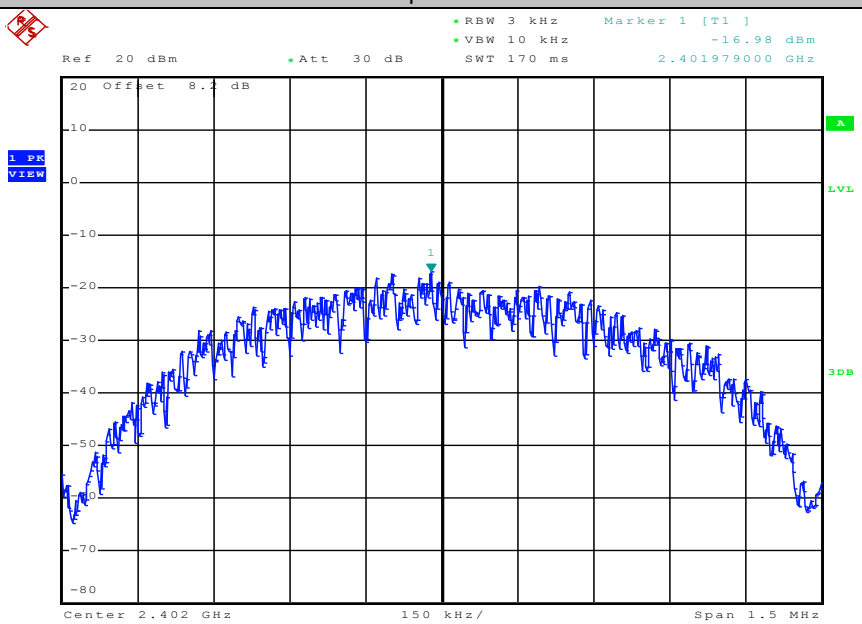 Date: 22.AUG.2019 19:18:01
MCH	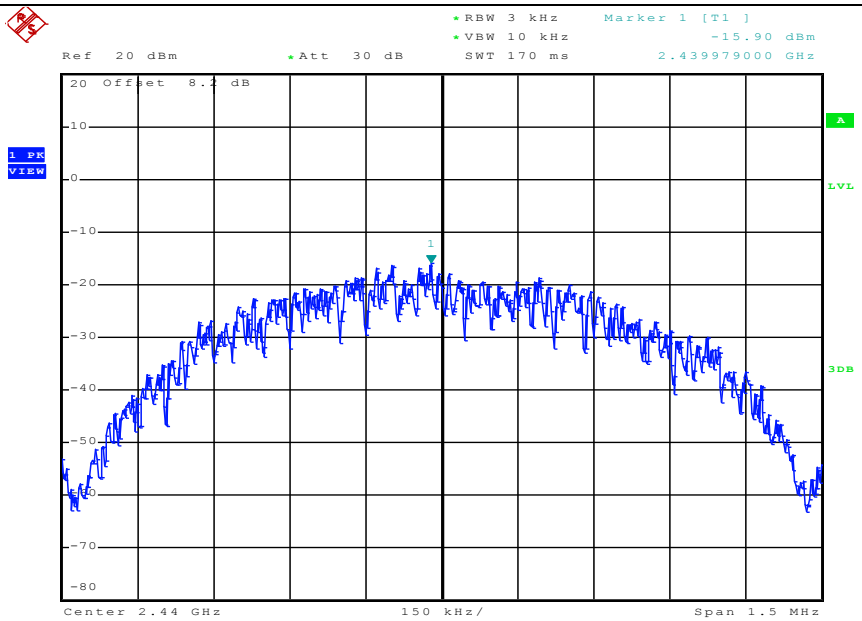 Date: 22.AUG.2019 19:20:34

HCH	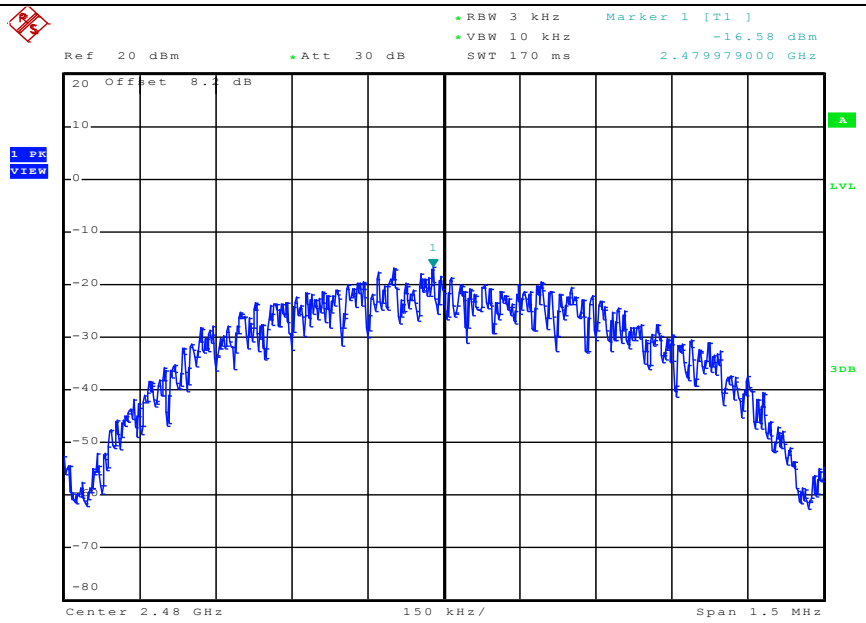 Date: 22.AUG.2019 19:22:20

B.4 6dB Bandwidth

Mode	Channel	6dB Bandwidth [MHz]	Limit [MHz]	Verdict
BT LE	LCH	0.703	⩾0.5	PASS
BT LE	MCH	0.691	⩾0.5	PASS
BT LE	HCH	0.682	⩾0.5	PASS

Test Graphs	
LCH	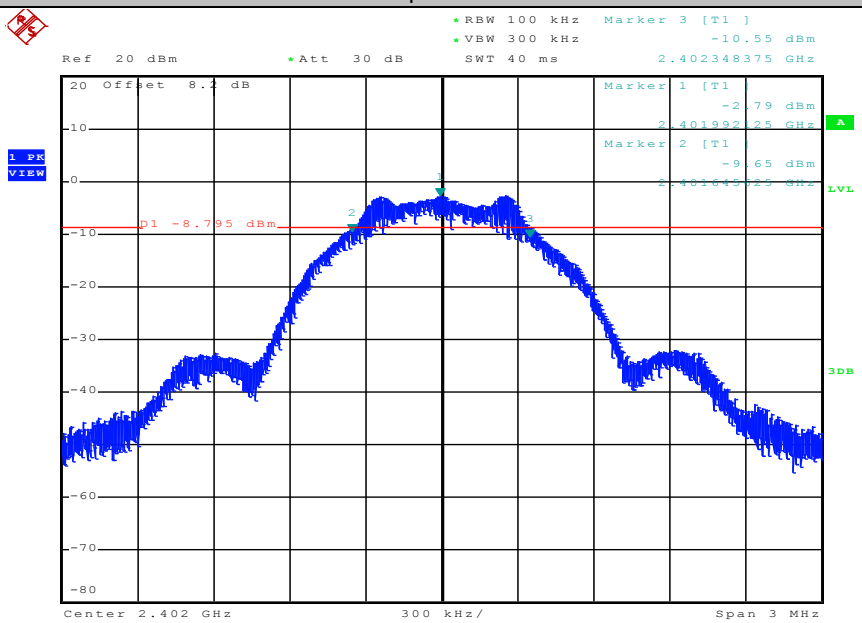 Date: 22.AUG.2019 19:17:33
MCH	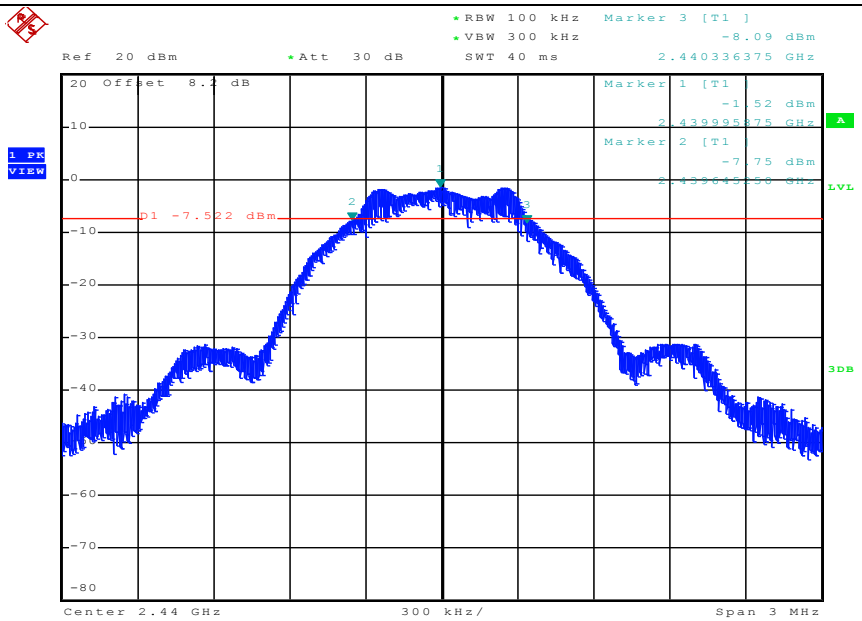 Date: 22.AUG.2019 19:20:07

HCH	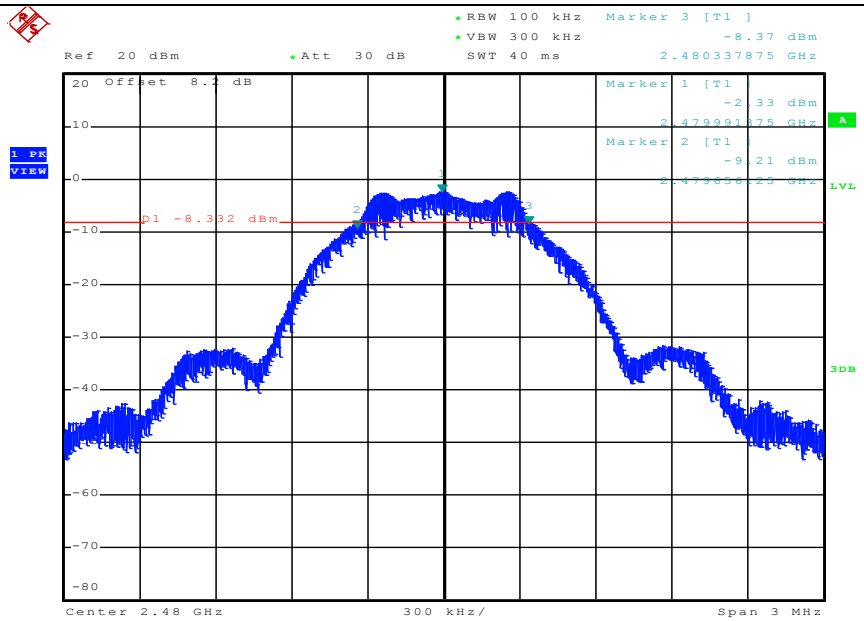 Date: 22.AUG.2019 19:21:52

B.5 RF Conducted Spurious Emissions

Mode	Channel	Pref [dBm]	Max. Level [dBm]	Limit [dBm]	Verdict
BT LE	LCH	-2.68	-29.610	-22.680	PASS
BT LE	MCH	-1.51	-31.400	-21.510	PASS
BT LE	HCH	-2.42	-32.180	-22.420	PASS

BT LE_LCH_Graphs	
Pref/BT LE/LCH	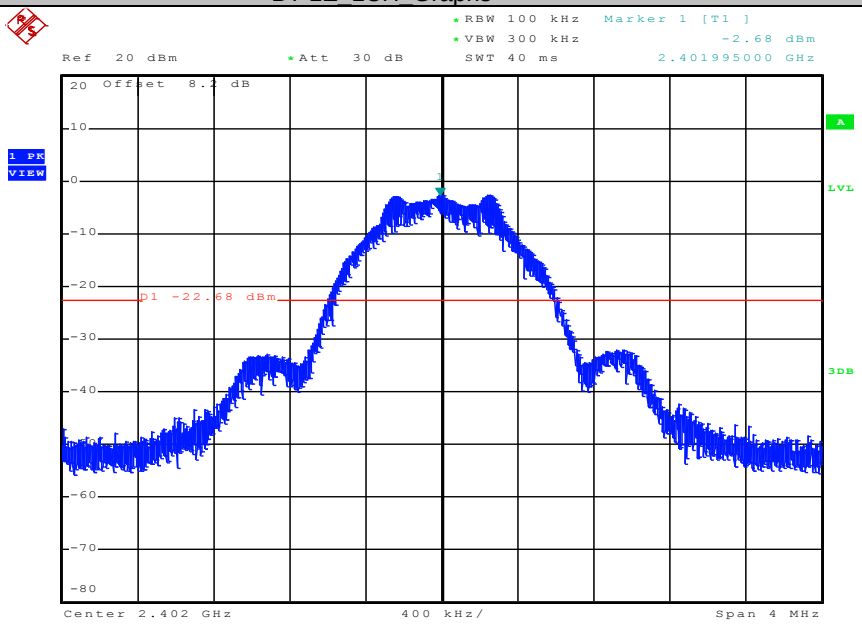 Date: 22.AUG.2019 19:18:27
Puw/BT LE/LCH	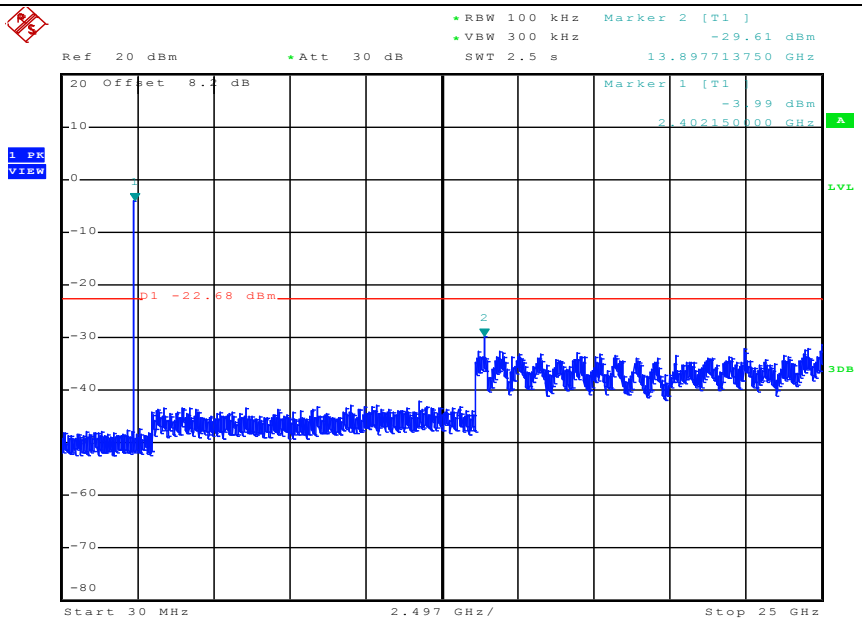 Date: 22.AUG.2019 19:18:58

BT LE_MCH_Graphs	
Pref/BT LE/MCH	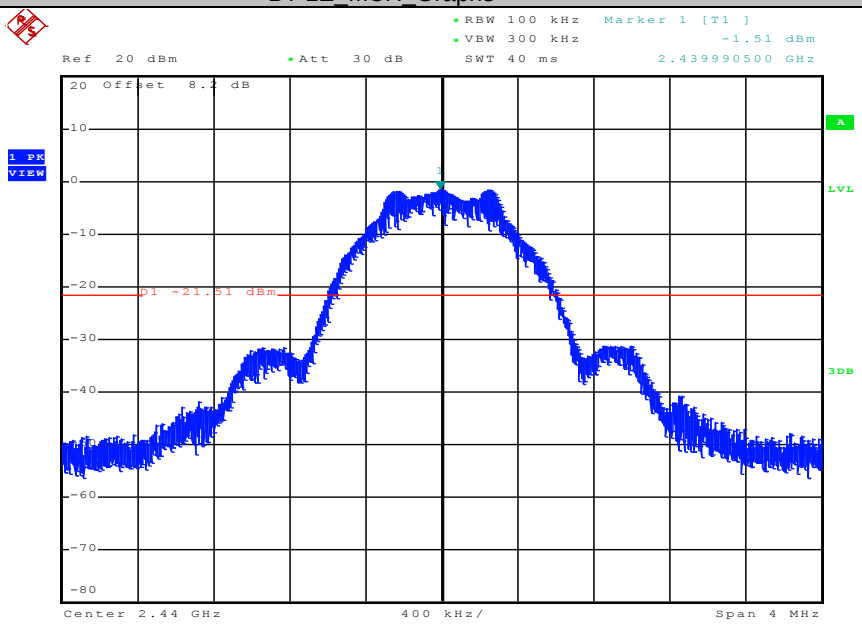 Date: 22.AUG.2019 19:20:47
Puw/BT LE/MCH	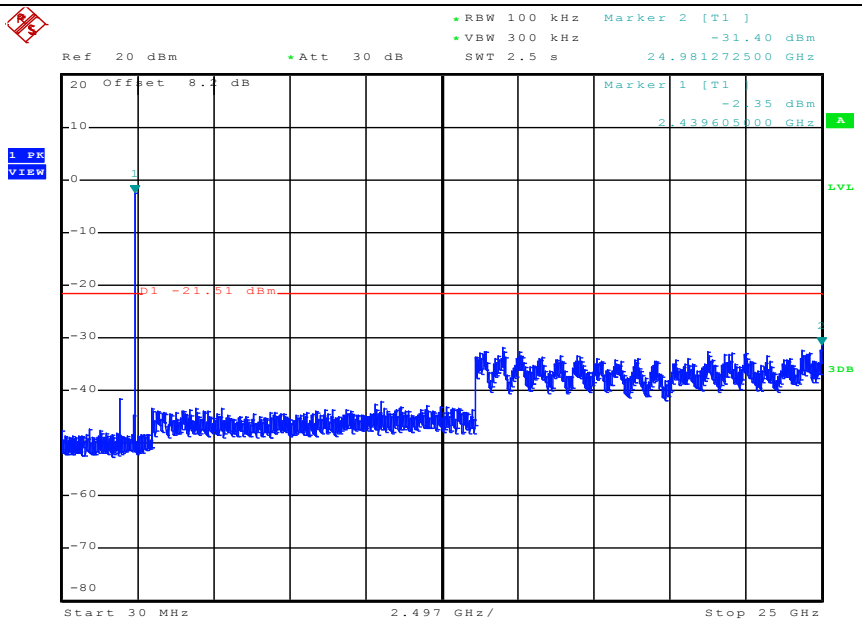 Date: 22.AUG.2019 19:21:17

BT LE_HCH_Graphs	
Pref/BT LE/HCH	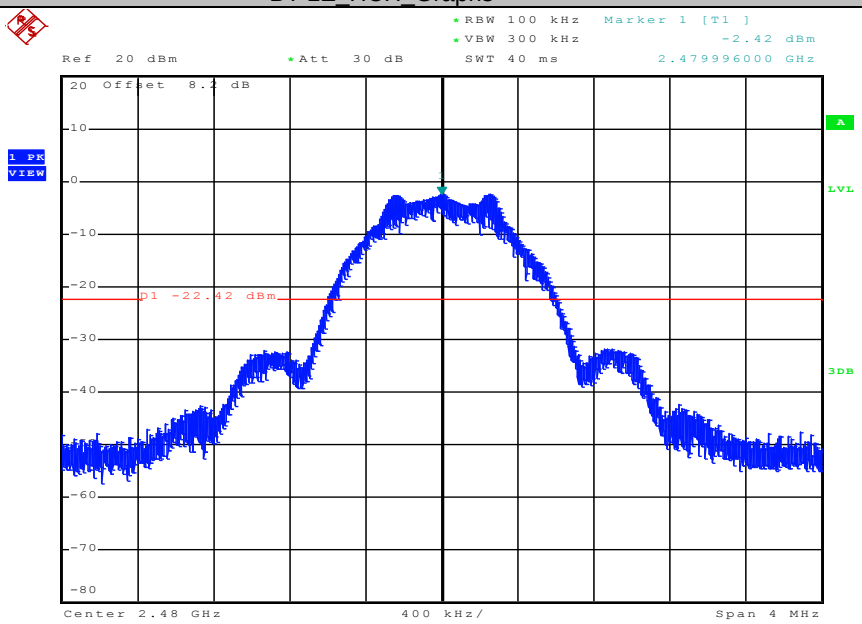 Date: 22.AUG.2019 19:22:46
Puw/BT LE/HCH	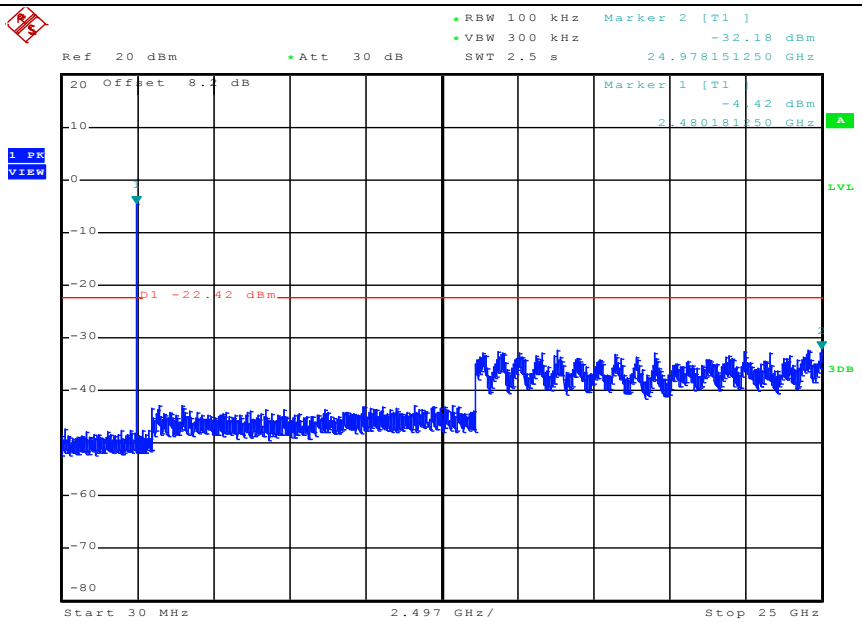 Date: 22.AUG.2019 19:23:17

B.6 Band-edge for RF Conducted Emissions

Mode	Channel	Carrier Power[dBm]	Max.Spurious Level [dBm]	Limit [dBm]	Verdict
BT LE	LCH	-2.850	-47.865	-22.85	PASS
BT LE	HCH	-2.470	-47.788	-22.47	PASS

Test Graphs	
LCH	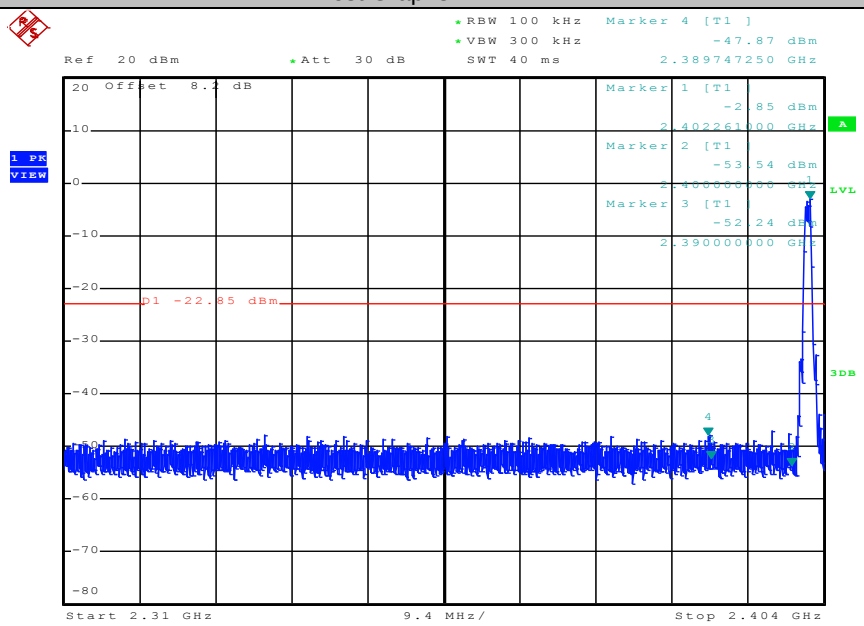 Date: 22.AUG.2019 19:18:14
HCH	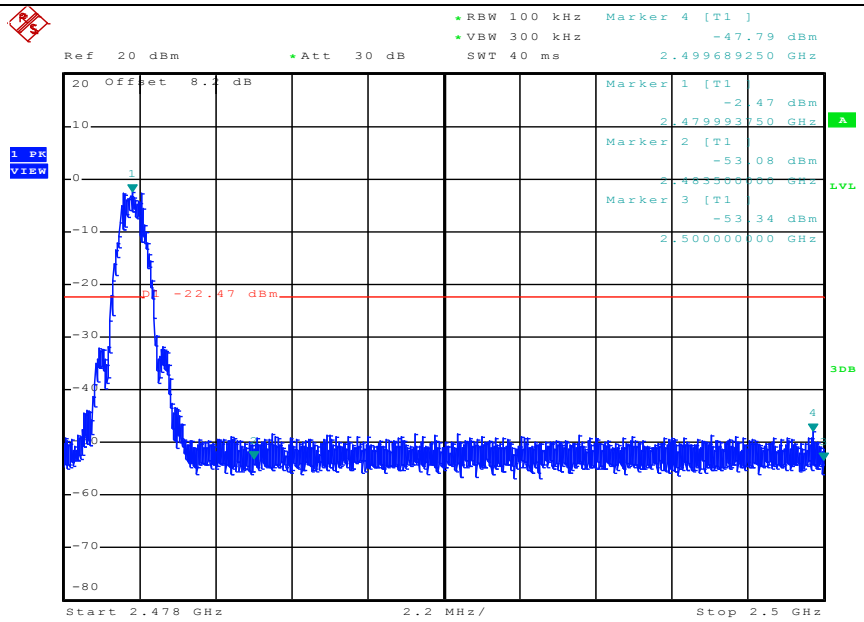 Date: 22.AUG.2019 19:22:33

B.7 Restrict-band band-edge measurements

Test Mode	Test Channel	Ant	Freq.	Power [dBm]	Gain	Ground Factor	E [dBuV/m]	Detector	Limit [dBuV/m]	Verdi
BT LE	2402	Ant1	2310.0	-47.32	3.3	0	51.24	PEAK	74	PASS
		Ant1	2310.0	-57.59	3.3	0	40.97	AV	54	PASS
		Ant1	2390.0	-45.93	3.3	0	52.63	PEAK	74	PASS
		Ant1	2390.0	-57.46	3.3	0	41.10	AV	54	PASS
	2480	Ant1	2483.5	-39.77	3.3	0	58.79	PEAK	74	PASS
		Ant1	2483.5	-48.84	3.3	0	49.72	AV	54	PASS
		Ant1	2500.0	-47.06	3.3	0	51.50	PEAK	74	PASS
		Ant1	2500.0	-58.07	3.3	0	40.49	AV	54	PASS

Restrict-band band-edge measurements_BT LE_2402_Ant1_PEAK

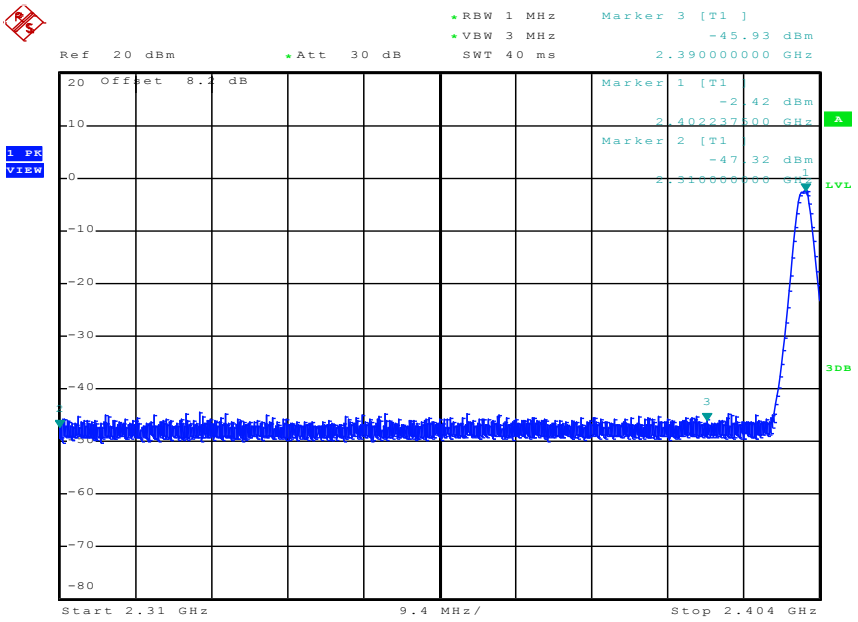

Date: 22.AUG.2019 19:19:17

Restrict-band band-edge measurements_BT LE_2402_Ant1_AV

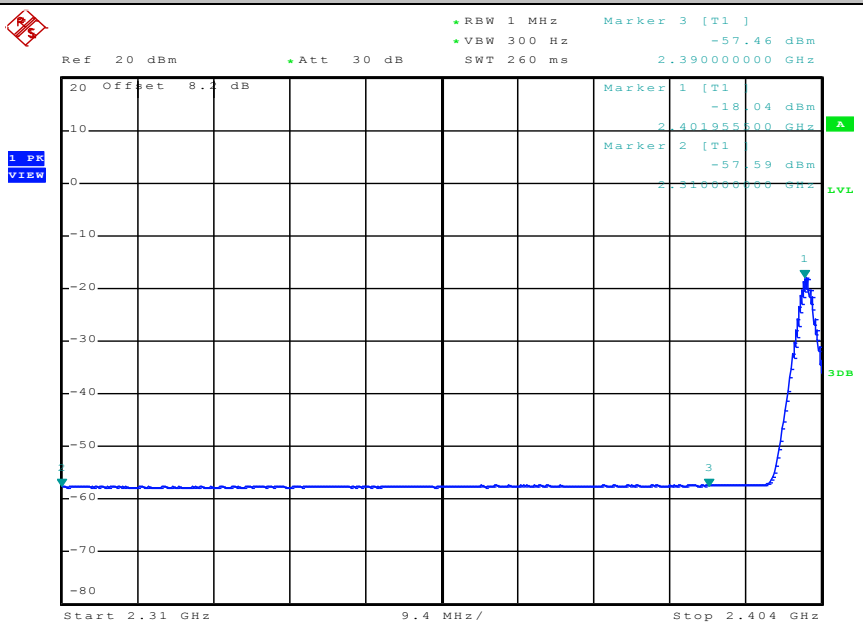

Date: 22.AUG.2019 19:19:32

Restrict-band band-edge measurements_BT LE_2480_Ant1_PEAK

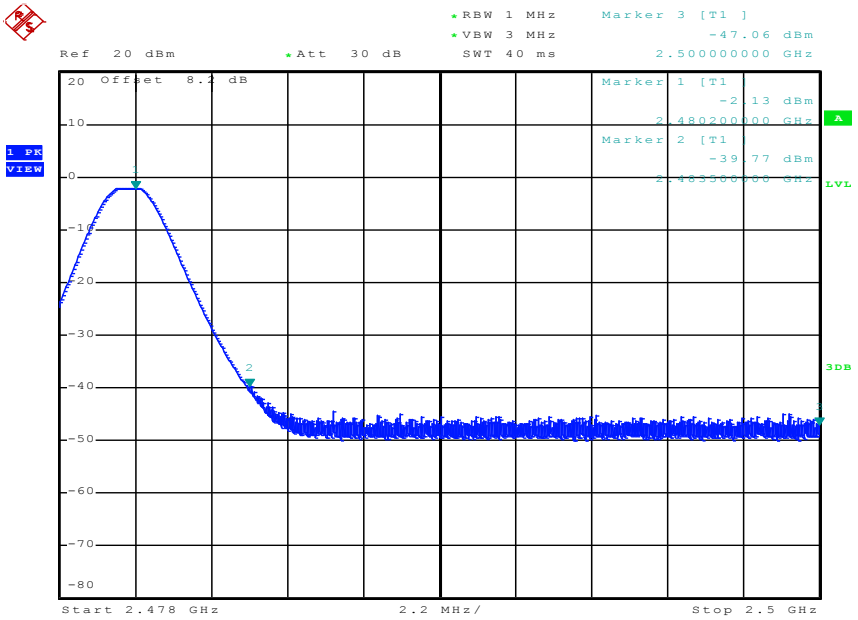

Date: 22.AUG.2019 19:23:36

Restrict-band band-edge measurements_BT LE_2480_Ant1_AV

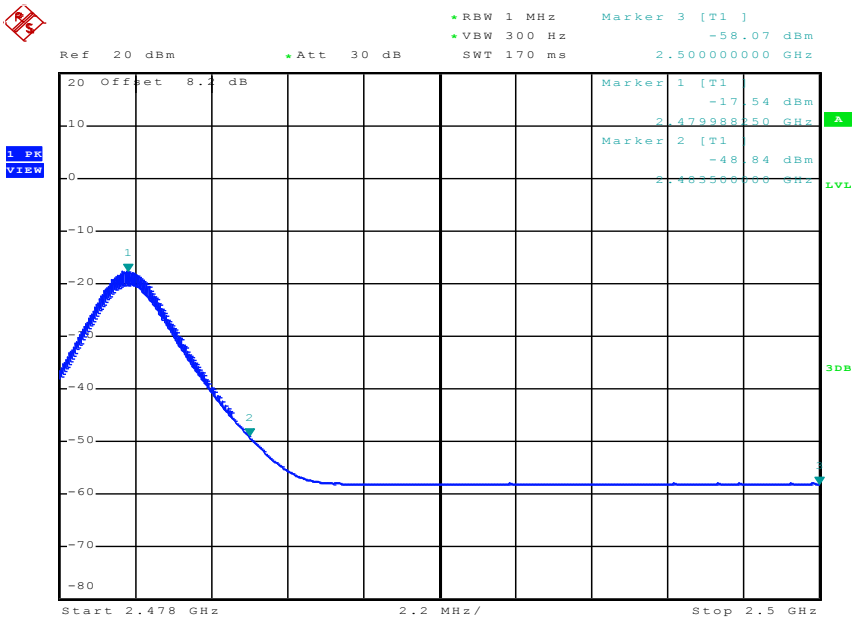

Date: 22.AUG.2019 19:23:51