

Internal Photos

Photo 3 Internal of EUT



Photo 4 Internal of EUT




Photo 5 Appearance of PCB



Photo 6 Appearance of PCB




Photo 7 Appearance of PCB





Photo 8 Appearance of PCB



Integral Antenna