



ACCURATE TECHNOLOGY CO., LTD.

F1,Bldg,A,Changyuan New Material Port Keyuan Rd,
Science & Industry Park,Nanshan Shenzhen,P.R.China

Site: 1# Chamber

Tel:+86-0755-26503290

Fax:+86-0755-26503396

Job No.: alen #2355

Standard: FCC Class B 3M Radiated

Test item: Radiation Test

Temp.(C)/Hum.(%) 25 C / 55 %

EUT: ATSC HD DIGITAL RECEIVER

Mode: TX 2462MHz(802.11b)

Model: HA2800

Manufacturer: Trimax

Polarization: Vertical

Power Source: AC 120V/60Hz

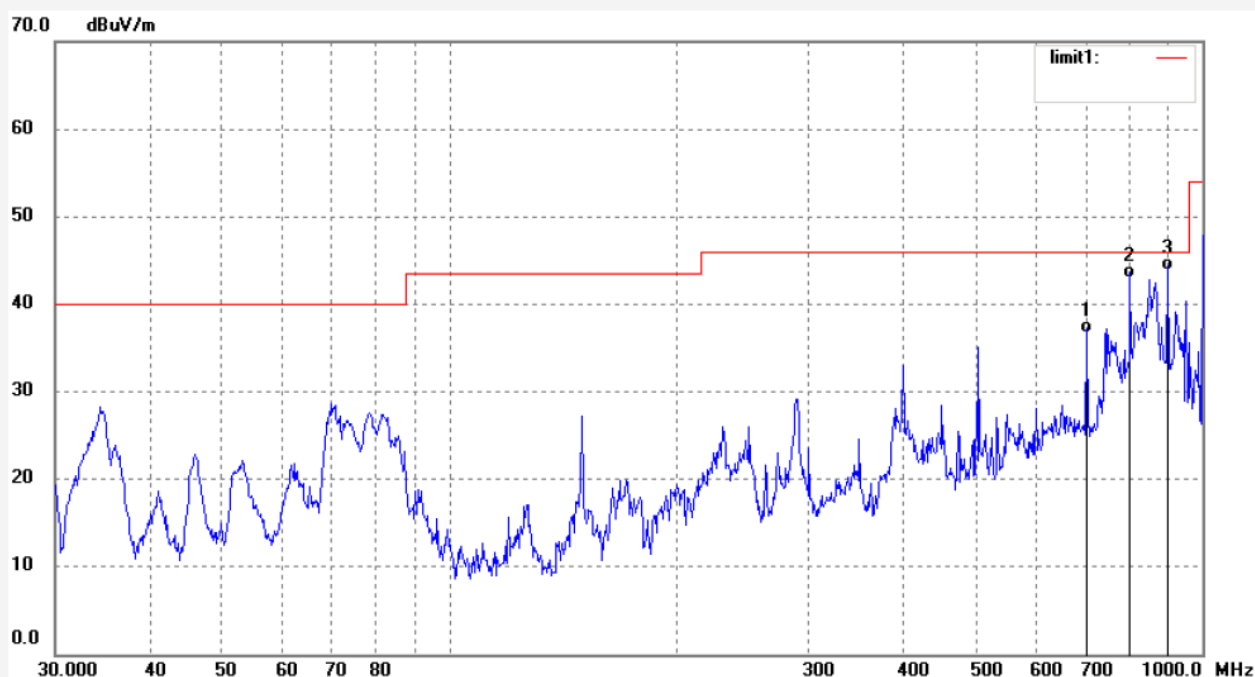
Date: 13/11/02/

Time: 9/46/36

Engineer Signature:

Distance: 3m

Note: Report No:ATE20132275



No.	Freq. (MHz)	Reading (dBuV/m)	Factor (dB)	Result (dBuV/m)	Limit (dBuV/m)	Margin (dB)	Detector	Height (cm)	Degree (deg.)	Remark
1	701.7609	46.35	-9.77	36.58	46.00	-9.42	QP			
2	801.7862	50.68	-7.76	42.92	46.00	-3.08	QP			
3	900.1473	49.95	-6.11	43.84	46.00	-2.16	QP			

Above 1G

**ACCURATE TECHNOLOGY CO., LTD.**

F1,Bldg,A,Changyuan New Material Port Keyuan Rd,
Science & Industry Park,Nanshan Shenzhen,P.R.China

Site: 1# Chamber

Tel:+86-0755-26503290

Fax:+86-0755-26503396

Job No.: alen #2312

Standard: FCC Class B 3M Radiated

Test item: Radiation Test

Temp.(C)/Hum.(%) 25 C / 55 %

EUT: ATSC HD DIGITAL RECEIVER

Mode: TX 2412MHz(802.11b)

Model: HA2800

Manufacturer: Trimax

Polarization: Vertical

Power Source: AC 120V/60Hz

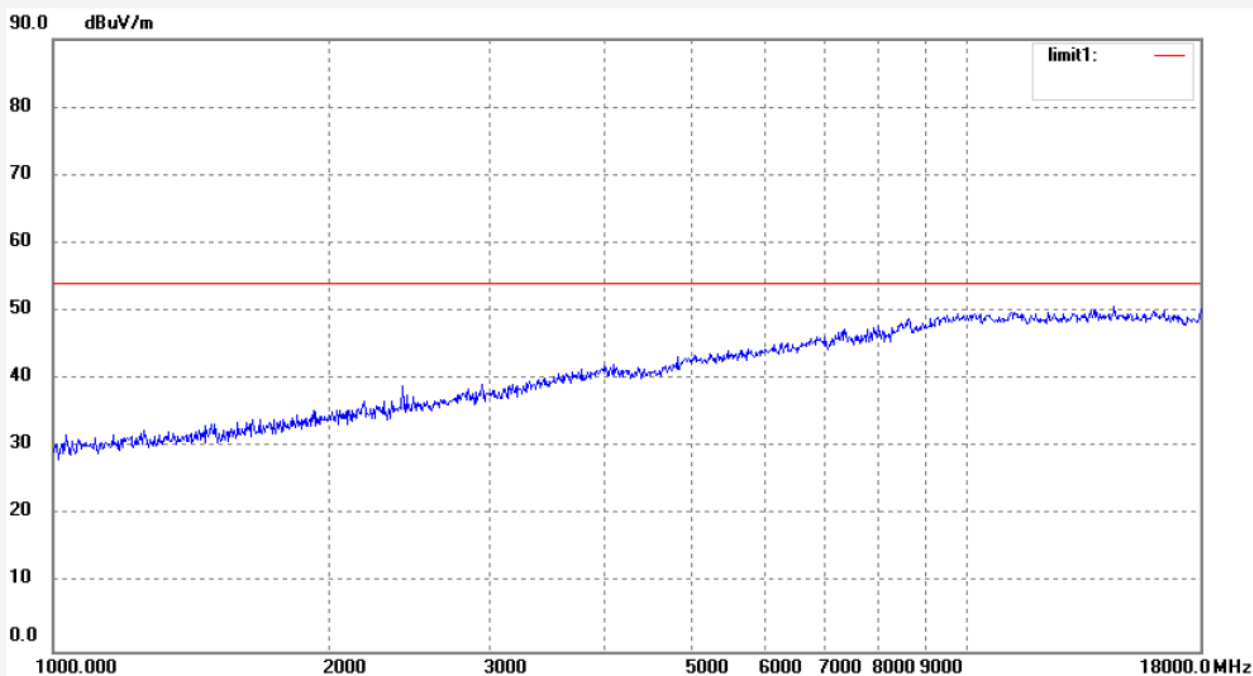
Date: 13/11/02/

Time: 8/40/17

Engineer Signature:

Distance: 3m

Note: Report No:ATE20132275



No.	Freq. (MHz)	Reading (dBuV/m)	Factor (dB)	Result (dBuV/m)	Limit (dBuV/m)	Margin (dB)	Detector	Height (cm)	Degree (deg.)	Remark
-----	----------------	---------------------	----------------	--------------------	-------------------	----------------	----------	----------------	------------------	--------



ACCURATE TECHNOLOGY CO., LTD.

F1,Bldg,A,Changyuan New Material Port Keyuan Rd,
Science & Industry Park,Nanshan Shenzhen,P.R.China

Site: 1# Chamber

Tel:+86-0755-26503290

Fax:+86-0755-26503396

Job No.: alen #2313

Standard: FCC Class B 3M Radiated

Test item: Radiation Test

Temp.(C)/Hum.(%) 25 C / 55 %

EUT: ATSC HD DIGITAL RECEIVER

Mode: TX 2412MHz(802.11b)

Model: HA2800

Manufacturer: Trimax

Polarization: Horizontal

Power Source: AC 120V/60Hz

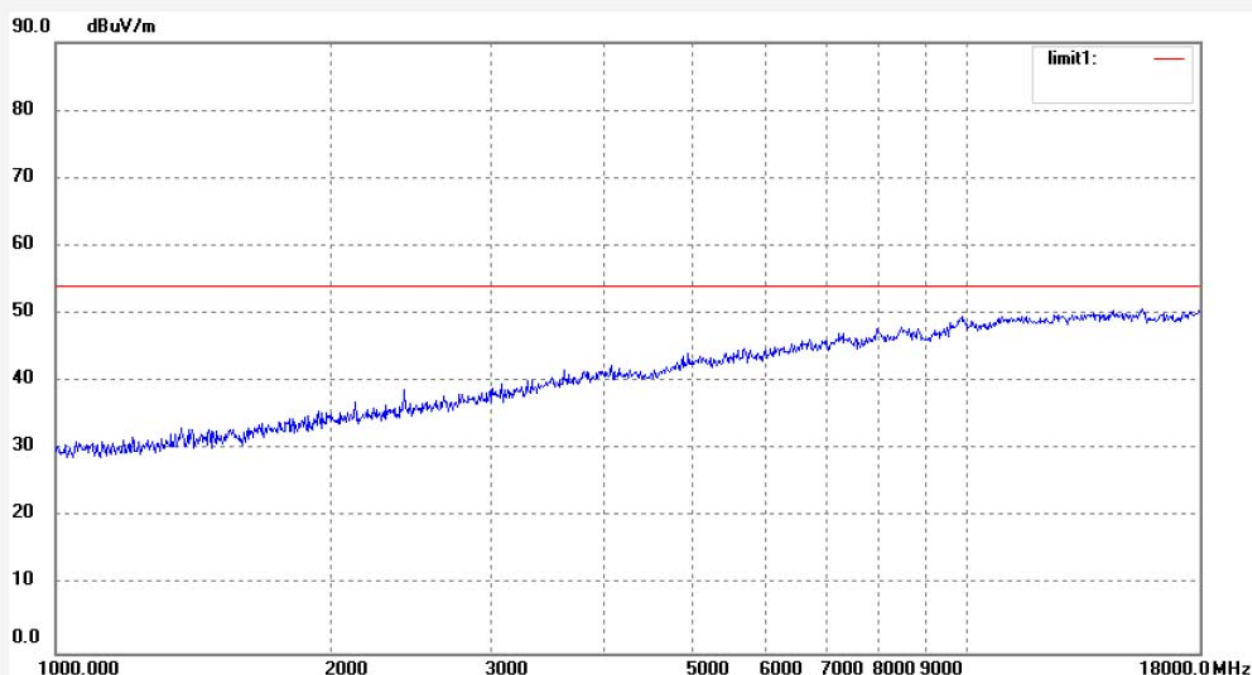
Date: 13/11/02/

Time: 8/41/56

Engineer Signature:

Distance: 3m

Note: Report No:ATE20132275



No.	Freq. (MHz)	Reading (dBuV/m)	Factor (dB)	Result (dBuV/m)	Limit (dBuV/m)	Margin (dB)	Detector	Height (cm)	Degree (deg.)	Remark
-----	----------------	---------------------	----------------	--------------------	-------------------	----------------	----------	----------------	------------------	--------



ACCURATE TECHNOLOGY CO., LTD.

F1,Bldg,A,Changyuan New Material Port Keyuan Rd,
Science & Industry Park,Nanshan Shenzhen,P.R.China

Site: 1# Chamber

Tel:+86-0755-26503290

Fax:+86-0755-26503396

Job No.: alen #2314

Standard: FCC Class B 3M Radiated

Test item: Radiation Test

Temp.(C)/Hum.(%) 25 C / 55 %

EUT: ATSC HD DIGITAL RECEIVER

Mode: TX 2437MHz(802.11b)

Model: HA2800

Manufacturer: Trimax

Polarization: Horizontal

Power Source: AC 120V/60Hz

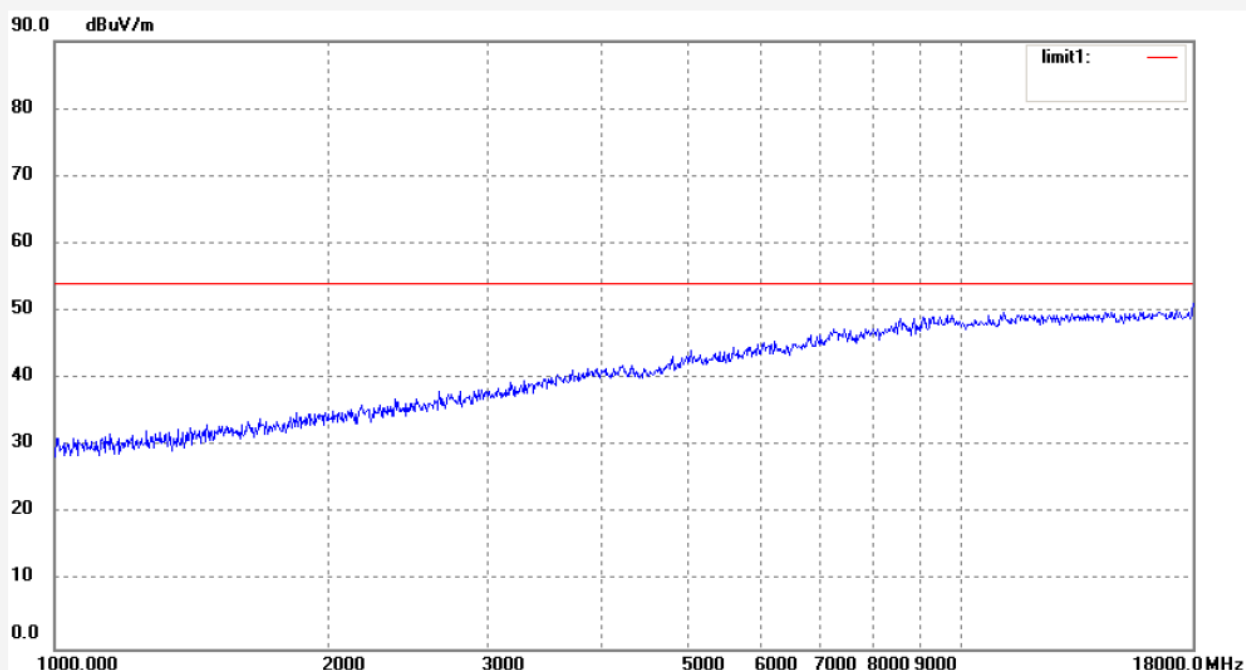
Date: 13/11/02/

Time: 8/43/27

Engineer Signature:

Distance: 3m

Note: Report No:ATE20132275



No.	Freq. (MHz)	Reading (dBuV/m)	Factor (dB)	Result (dBuV/m)	Limit (dBuV/m)	Margin (dB)	Detector	Height (cm)	Degree (deg.)	Remark
-----	----------------	---------------------	----------------	--------------------	-------------------	----------------	----------	----------------	------------------	--------



ACCURATE TECHNOLOGY CO., LTD.

F1,Bldg,A,Changyuan New Material Port Keyuan Rd,
Science & Industry Park,Nanshan Shenzhen,P.R.China

Site: 1# Chamber

Tel:+86-0755-26503290

Fax:+86-0755-26503396

Job No.: alen #2315

Standard: FCC Class B 3M Radiated

Test item: Radiation Test

Temp.(C)/Hum.(%) 25 C / 55 %

EUT: ATSC HD DIGITAL RECEIVER

Mode: TX 2437MHz(802.11b)

Model: HA2800

Manufacturer: Trimax

Polarization: Vertical

Power Source: AC 120V/60Hz

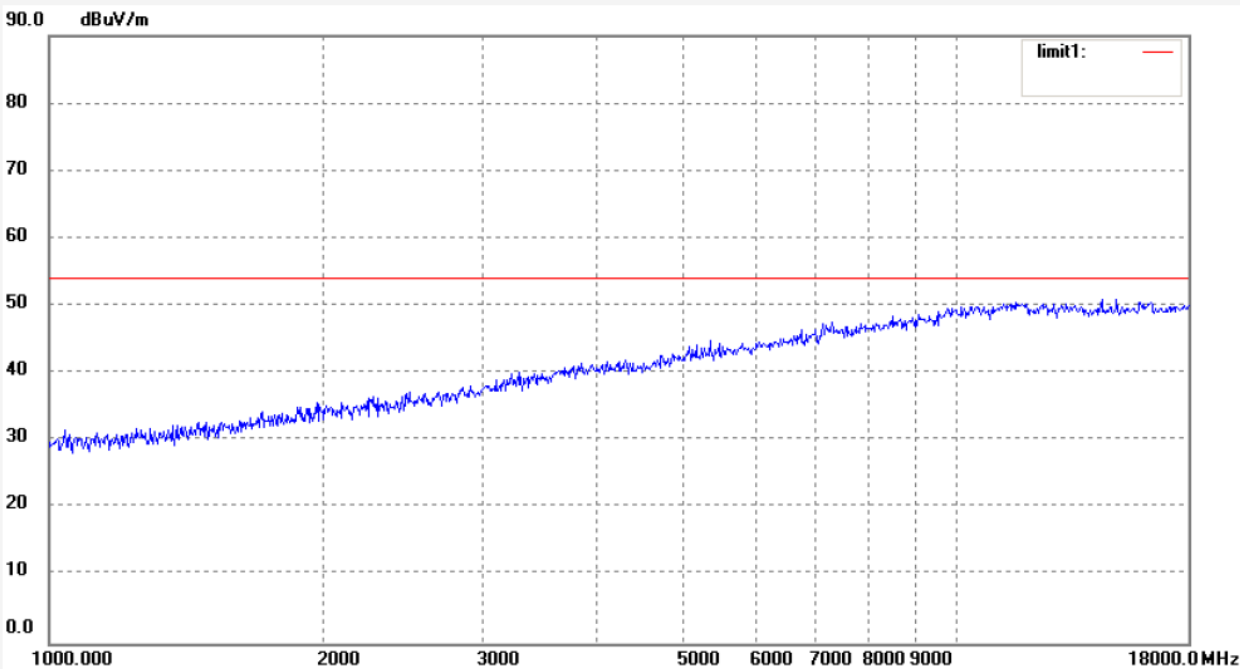
Date: 13/11/02/

Time: 8/44/33

Engineer Signature:

Distance: 3m

Note: Report No:ATE20132275



No.	Freq. (MHz)	Reading (dBuV/m)	Factor (dB)	Result (dBuV/m)	Limit (dBuV/m)	Margin (dB)	Detector	Height (cm)	Degree (deg.)	Remark
-----	----------------	---------------------	----------------	--------------------	-------------------	----------------	----------	----------------	------------------	--------



ACCURATE TECHNOLOGY CO., LTD.

F1,Bldg,A,Changyuan New Material Port Keyuan Rd,
Science & Industry Park,Nanshan Shenzhen,P.R.China

Site: 1# Chamber

Tel:+86-0755-26503290

Fax:+86-0755-26503396

Job No.: alen #2316

Standard: FCC Class B 3M Radiated

Test item: Radiation Test

Temp.(C)/Hum.(%) 25 C / 55 %

EUT: ATSC HD DIGITAL RECEIVER

Mode: TX 2462MHz(802.11b)

Model: HA2800

Manufacturer: Trimax

Polarization: Vertical

Power Source: AC 120V/60Hz

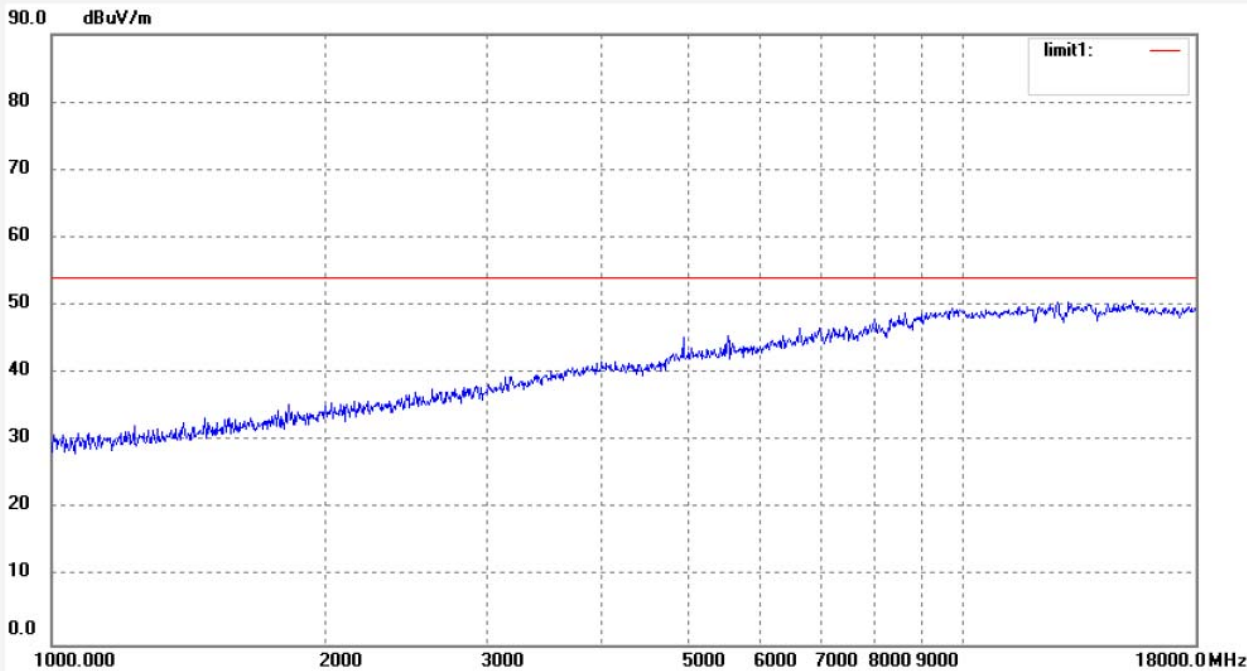
Date: 13/11/02/

Time: 8/45/50

Engineer Signature:

Distance: 3m

Note: Report No:ATE20132275



No.	Freq. (MHz)	Reading (dBuV/m)	Factor (dB)	Result (dBuV/m)	Limit (dBuV/m)	Margin (dB)	Detector	Height (cm)	Degree (deg.)	Remark
-----	----------------	---------------------	----------------	--------------------	-------------------	----------------	----------	----------------	------------------	--------



ACCURATE TECHNOLOGY CO., LTD.

F1,Bldg,A,Changyuan New Material Port Keyuan Rd,
Science & Industry Park,Nanshan Shenzhen,P.R.China

Site: 1# Chamber

Tel:+86-0755-26503290

Fax:+86-0755-26503396

Job No.: alen #2317

Standard: FCC Class B 3M Radiated

Test item: Radiation Test

Temp.(C)/Hum.(%) 25 C / 55 %

EUT: ATSC HD DIGITAL RECEIVER

Mode: TX 2462MHz(802.11b)

Model: HA2800

Manufacturer: Trimax

Polarization: Horizontal

Power Source: AC 120V/60Hz

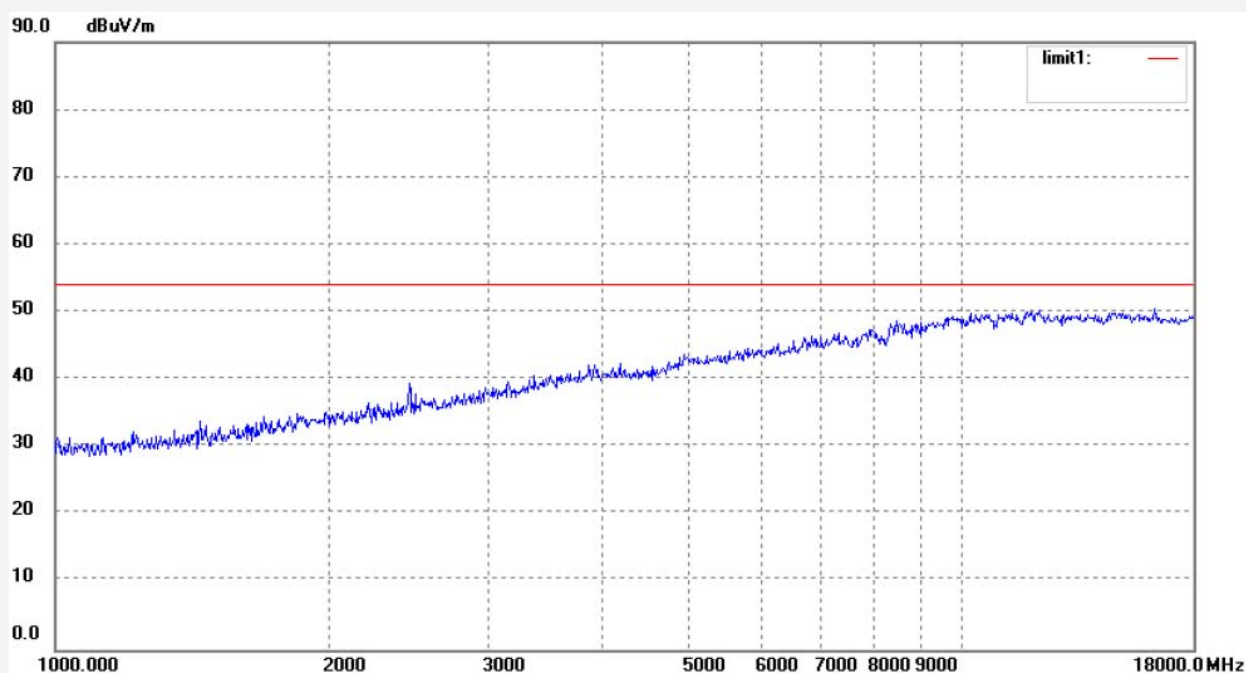
Date: 13/11/02/

Time: 8/47/31

Engineer Signature:

Distance: 3m

Note: Report No:ATE20132275



No.	Freq. (MHz)	Reading (dBuV/m)	Factor (dB)	Result (dBuV/m)	Limit (dBuV/m)	Margin (dB)	Detector	Height (cm)	Degree (deg.)	Remark
-----	----------------	---------------------	----------------	--------------------	-------------------	----------------	----------	----------------	------------------	--------


ACCURATE TECHNOLOGY CO., LTD.

F1,Bldg.A,Changyuan New Material Port Keyuan Rd,
Science & Industry Park,Nanshan Shenzhen,P.R.China

Site: 1# Chamber

Tel:+86-0755-26503290

Fax:+86-0755-26503396

Job No.: alen #2323

Standard: FCC Class B 3M Radiated

Test item: Radiation Test

Temp.(C)/Hum.(%) 25 C / 55 %

EUT: ATSC HD DIGITAL RECEIVER

Mode: TX 2412MHz(802.11g)

Model: HA2800

Manufacturer: Trimax

Polarization: Vertical

Power Source: AC 120V/60Hz

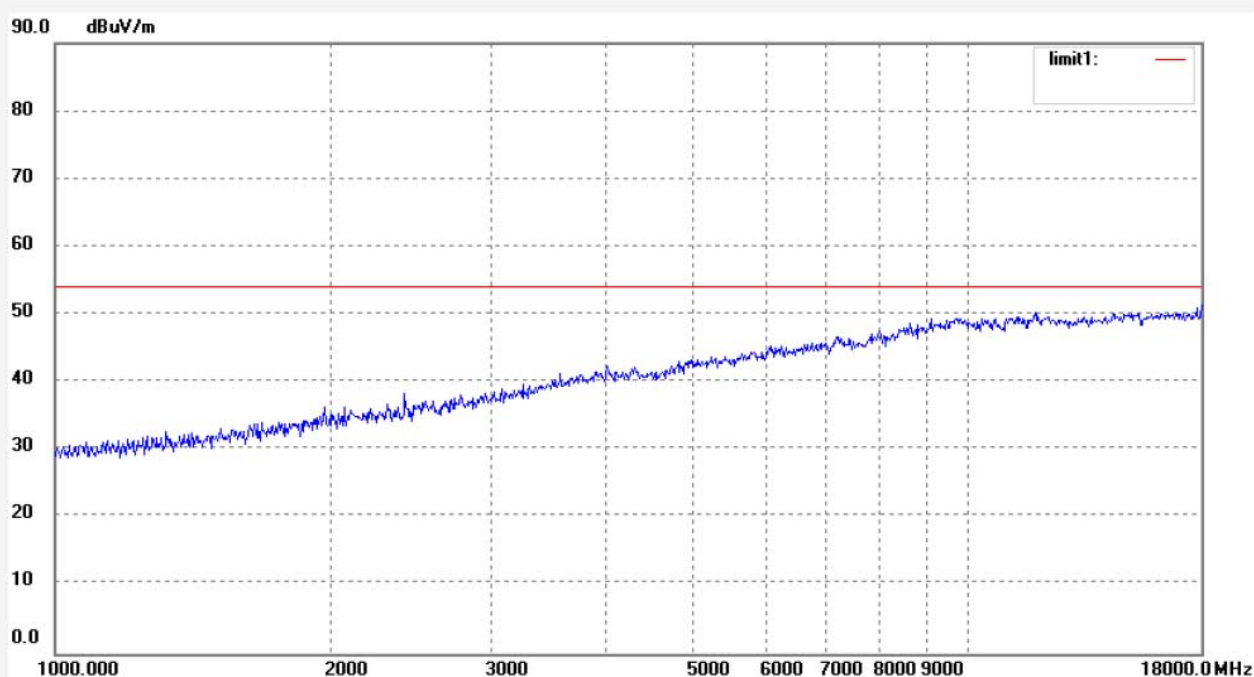
Date: 13/11/02/

Time: 8/55/26

Engineer Signature:

Distance: 3m

Note: Report No:ATE20132275



No.	Freq. (MHz)	Reading (dBuV/m)	Factor (dB)	Result (dBuV/m)	Limit (dBuV/m)	Margin (dB)	Detector	Height (cm)	Degree (deg.)	Remark
-----	----------------	---------------------	----------------	--------------------	-------------------	----------------	----------	----------------	------------------	--------



ACCURATE TECHNOLOGY CO., LTD.

F1,Bldg,A,Changyuan New Material Port Keyuan Rd,
Science & Industry Park,Nanshan Shenzhen,P.R.China

Site: 1# Chamber

Tel:+86-0755-26503290

Fax:+86-0755-26503396

Job No.: alen #2322

Standard: FCC Class B 3M Radiated

Test item: Radiation Test

Temp.(C)/Hum.(%) 25 C / 55 %

EUT: ATSC HD DIGITAL RECEIVER

Mode: TX 2412MHz(802.11g)

Model: HA2800

Manufacturer: Trimax

Polarization: Horizontal

Power Source: AC 120V/60Hz

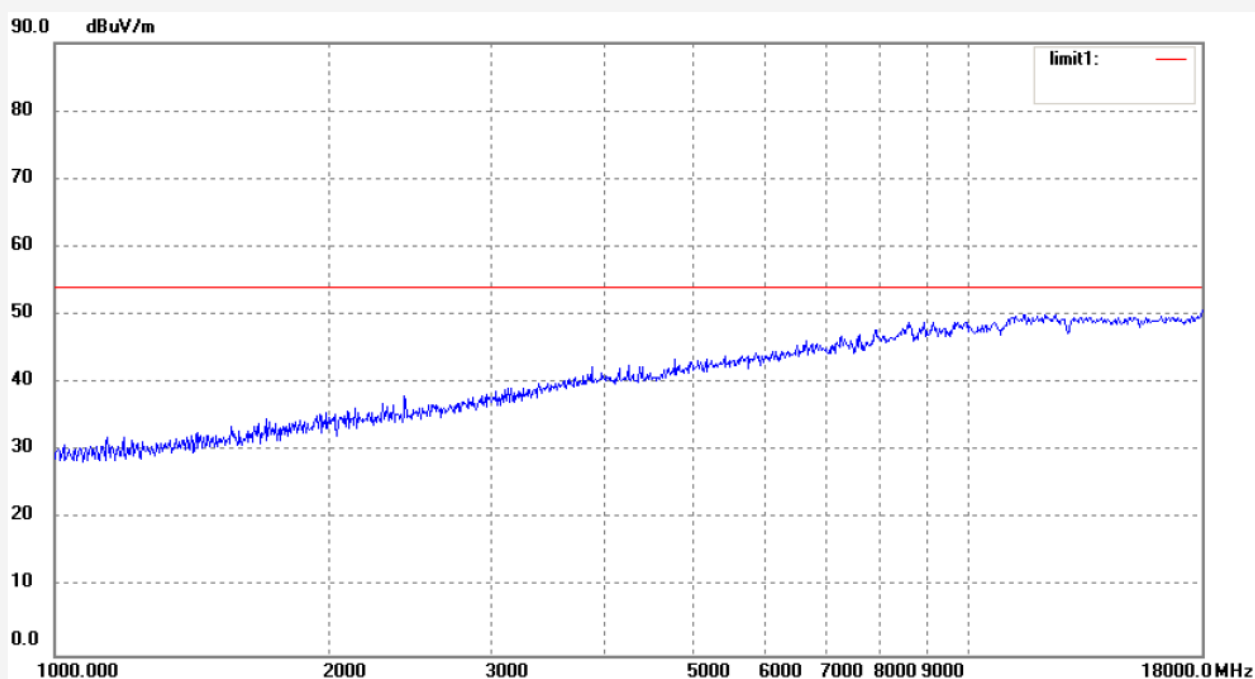
Date: 13/11/02/

Time: 8/54/17

Engineer Signature:

Distance: 3m

Note: Report No:ATE20132275



No.	Freq. (MHz)	Reading (dBuV/m)	Factor (dB)	Result (dBuV/m)	Limit (dBuV/m)	Margin (dB)	Detector	Height (cm)	Degree (deg.)	Remark
-----	----------------	---------------------	----------------	--------------------	-------------------	----------------	----------	----------------	------------------	--------



ACCURATE TECHNOLOGY CO., LTD.

F1,Bldg,A,Changyuan New Material Port Keyuan Rd,
Science & Industry Park,Nanshan Shenzhen,P.R.China

Site: 1# Chamber

Tel:+86-0755-26503290

Fax:+86-0755-26503396

Job No.: alen #2321

Standard: FCC Class B 3M Radiated

Test item: Radiation Test

Temp.(C)/Hum.(%) 25 C / 55 %

EUT: ATSC HD DIGITAL RECEIVER

Mode: TX 2437MHz(802.11g)

Model: HA2800

Manufacturer: Trimax

Polarization: Horizontal

Power Source: AC 120V/60Hz

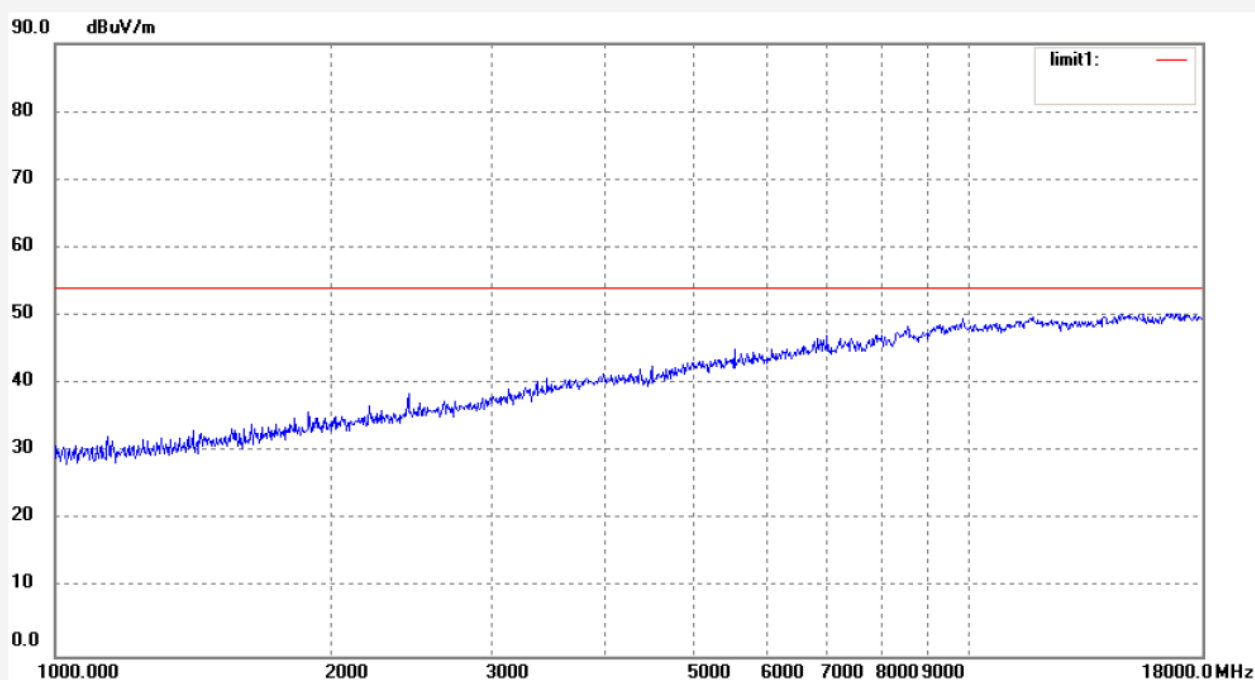
Date: 13/11/02/

Time: 8/52/11

Engineer Signature:

Distance: 3m

Note: Report No:ATE20132275



No.	Freq. (MHz)	Reading (dBuV/m)	Factor (dB)	Result (dBuV/m)	Limit (dBuV/m)	Margin (dB)	Detector	Height (cm)	Degree (deg.)	Remark
-----	----------------	---------------------	----------------	--------------------	-------------------	----------------	----------	----------------	------------------	--------



ACCURATE TECHNOLOGY CO., LTD.

F1,Bldg,A,Changyuan New Material Port Keyuan Rd,
Science & Industry Park,Nanshan Shenzhen,P.R.China

Site: 1# Chamber

Tel:+86-0755-26503290

Fax:+86-0755-26503396

Job No.: alen #2320

Standard: FCC Class B 3M Radiated

Test item: Radiation Test

Temp.(C)/Hum.(%) 25 C / 55 %

EUT: ATSC HD DIGITAL RECEIVER

Mode: TX 2437MHz(802.11g)

Model: HA2800

Manufacturer: Trimax

Polarization: Vertical

Power Source: AC 120V/60Hz

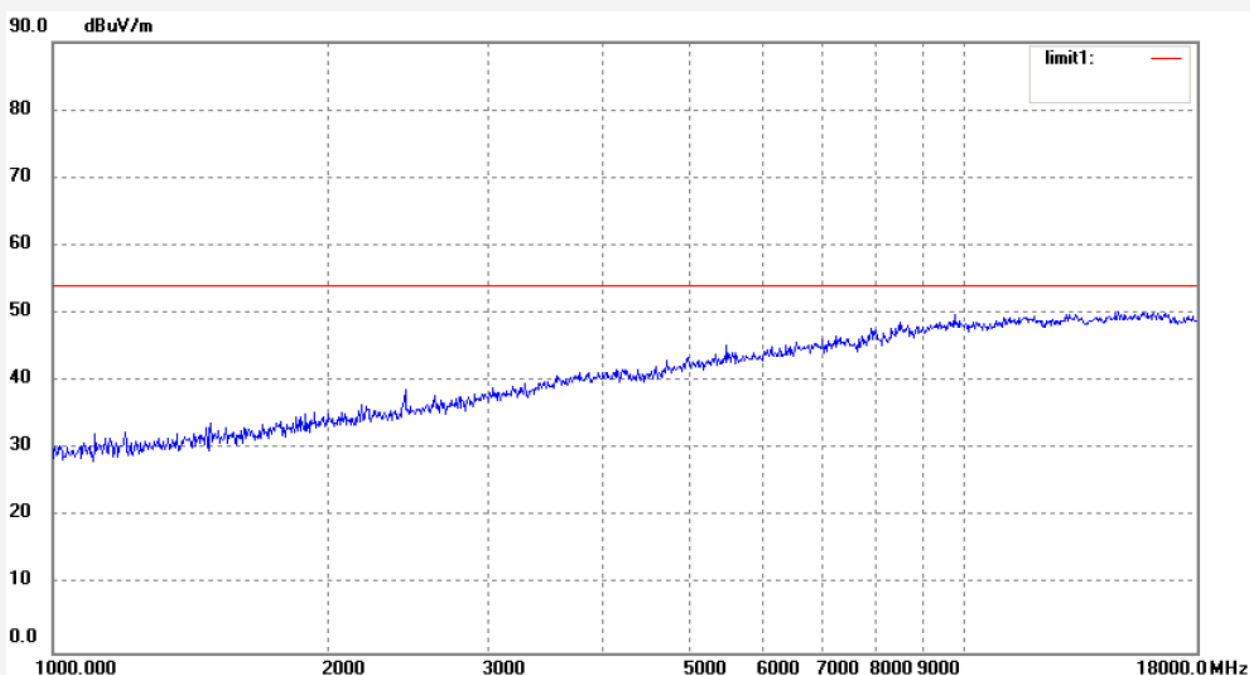
Date: 13/11/02/

Time: 8/51/27

Engineer Signature:

Distance: 3m

Note: Report No:ATE20132275



No.	Freq. (MHz)	Reading (dBuV/m)	Factor (dB)	Result (dBuV/m)	Limit (dBuV/m)	Margin (dB)	Detector	Height (cm)	Degree (deg.)	Remark
-----	----------------	---------------------	----------------	--------------------	-------------------	----------------	----------	----------------	------------------	--------


ACCURATE TECHNOLOGY CO., LTD.

F1,Bldg,A,Changyuan New Material Port Keyuan Rd,
Science & Industry Park,Nanshan Shenzhen,P.R.China

Site: 1# Chamber

Tel:+86-0755-26503290

Fax:+86-0755-26503396

Job No.: alen #2319

Standard: FCC Class B 3M Radiated

Test item: Radiation Test

Temp.(C)/Hum.(%) 25 C / 55 %

EUT: ATSC HD DIGITAL RECEIVER

Mode: TX 2462MHz(802.11g)

Model: HA2800

Manufacturer: Trimax

Polarization: Vertical

Power Source: AC 120V/60Hz

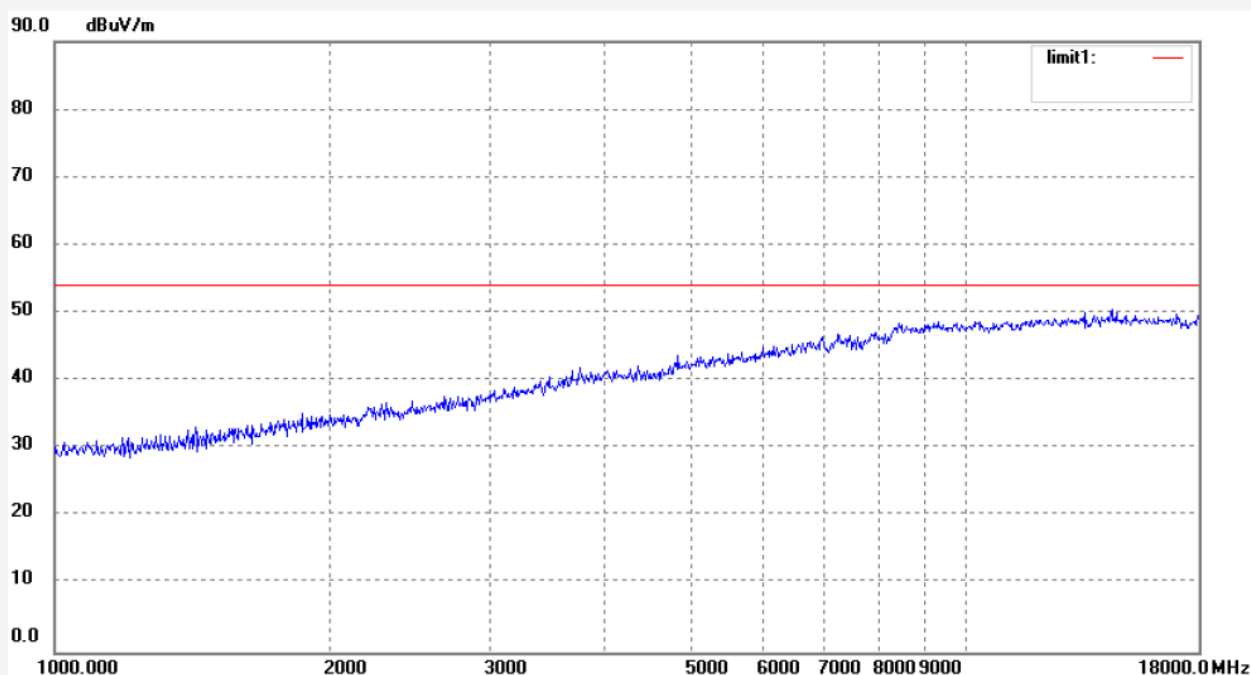
Date: 13/11/02/

Time: 8/50/06

Engineer Signature:

Distance: 3m

Note: Report No:ATE20132275



No.	Freq. (MHz)	Reading (dBuV/m)	Factor (dB)	Result (dBuV/m)	Limit (dBuV/m)	Margin (dB)	Detector	Height (cm)	Degree (deg.)	Remark
-----	----------------	---------------------	----------------	--------------------	-------------------	----------------	----------	----------------	------------------	--------



ACCURATE TECHNOLOGY CO., LTD.

F1,Bldg,A,Changyuan New Material Port Keyuan Rd,
Science & Industry Park,Nanshan Shenzhen,P.R.China

Site: 1# Chamber
Tel:+86-0755-26503290
Fax:+86-0755-26503396

Job No.: alen #2318

Standard: FCC Class B 3M Radiated

Test item: Radiation Test

Temp.(C)/Hum.(%) 25 C / 55 %

EUT: ATSC HD DIGITAL RECEIVER

Mode: TX 2462MHz(802.11g)

Model: HA2800

Manufacturer: Trimax

Polarization: Horizontal

Power Source: AC 120V/60Hz

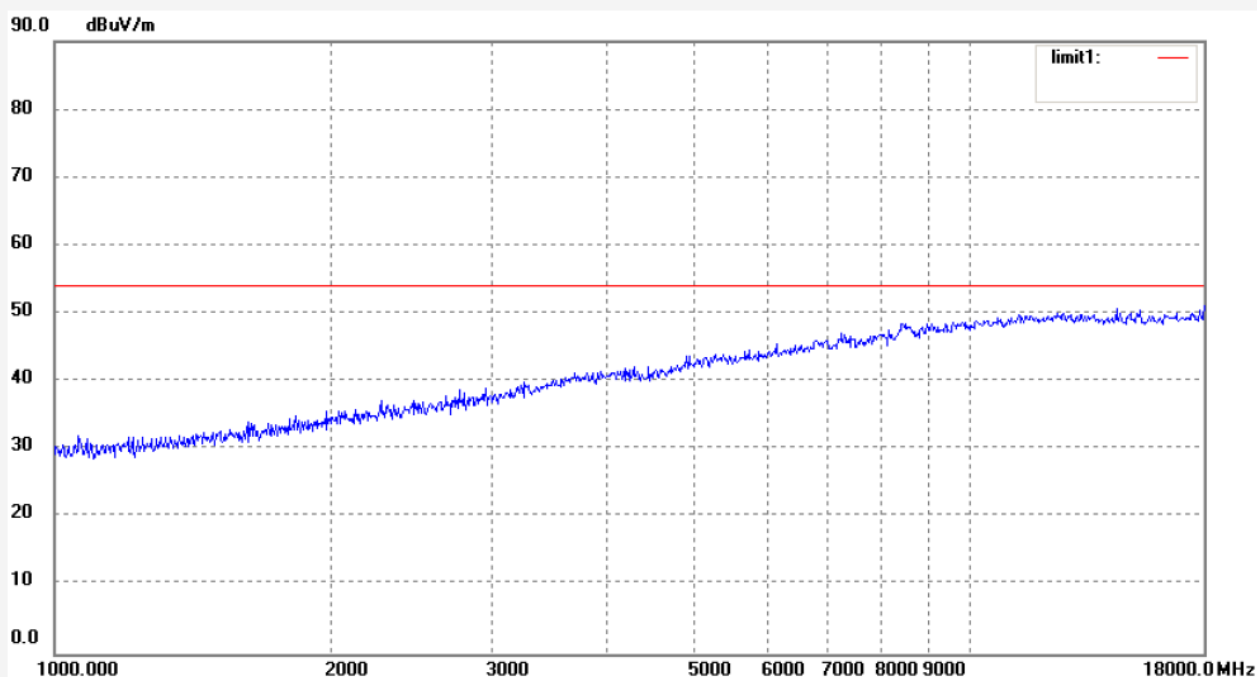
Date: 13/11/02/

Time: 8/49/25

Engineer Signature:

Distance: 3m

Note: Report No:ATE20132275



No.	Freq. (MHz)	Reading (dBuV/m)	Factor (dB)	Result (dBuV/m)	Limit (dBuV/m)	Margin (dB)	Detector	Height (cm)	Degree (deg.)	Remark
-----	----------------	---------------------	----------------	--------------------	-------------------	----------------	----------	----------------	------------------	--------


ACCURATE TECHNOLOGY CO., LTD.

F1,Bldg,A,Changyuan New Material Port Keyuan Rd,
Science & Industry Park,Nanshan Shenzhen,P.R.China

Site: 1# Chamber

Tel:+86-0755-26503290

Fax:+86-0755-26503396

Job No.: alen #2324

Standard: FCC Class B 3M Radiated

Test item: Radiation Test

Temp.(C)/Hum.(%) 25 C / 55 %

EUT: ATSC HD DIGITAL RECEIVER

Mode: TX 2412MHz(802.11n20)

Model: HA2800

Manufacturer: Trimax

Polarization: Vertical

Power Source: AC 120V/60Hz

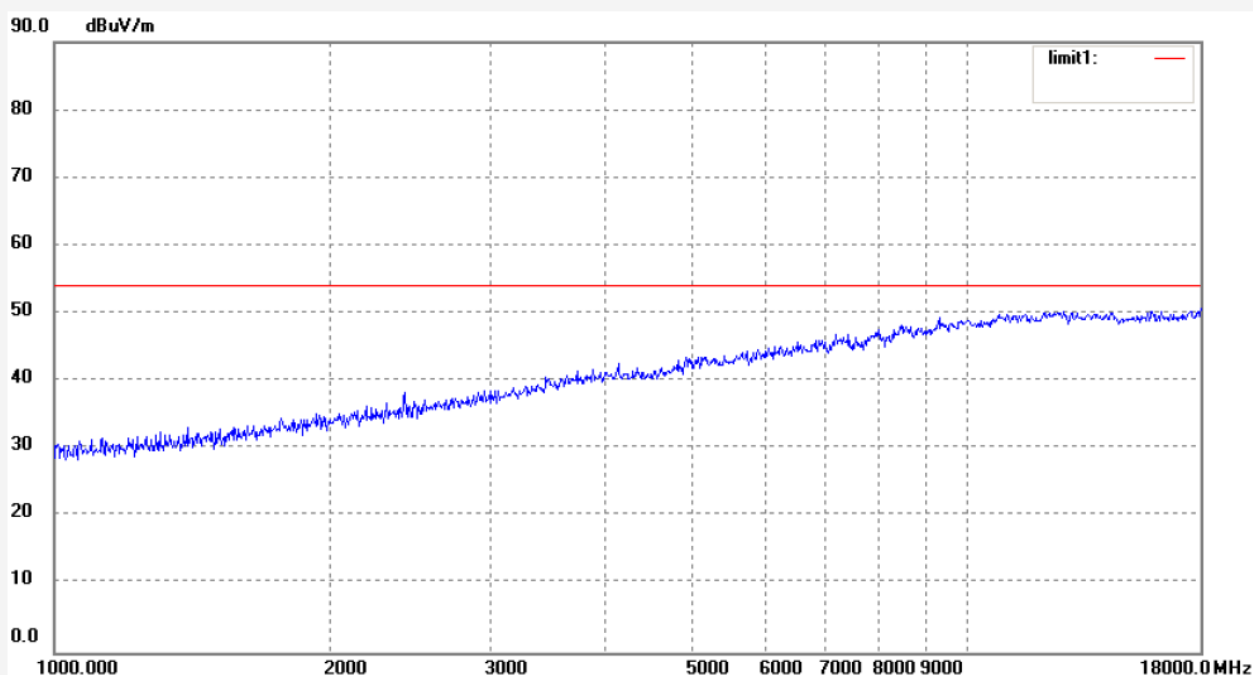
Date: 13/11/02/

Time: 8/57/18

Engineer Signature:

Distance: 3m

Note: Report No:ATE20132275



No.	Freq. (MHz)	Reading (dBuV/m)	Factor (dB)	Result (dBuV/m)	Limit (dBuV/m)	Margin (dB)	Detector	Height (cm)	Degree (deg.)	Remark
-----	----------------	---------------------	----------------	--------------------	-------------------	----------------	----------	----------------	------------------	--------



ACCURATE TECHNOLOGY CO., LTD.

F1,Bldg,A,Changyuan New Material Port Keyuan Rd,
Science & Industry Park,Nanshan Shenzhen,P.R.China

Site: 1# Chamber
Tel:+86-0755-26503290
Fax:+86-0755-26503396

Job No.: alen #2325

Standard: FCC Class B 3M Radiated

Test item: Radiation Test

Temp.(C)/Hum.(%) 25 C / 55 %

EUT: ATSC HD DIGITAL RECEIVER

Mode: TX 2412MHz(802.11n20)

Model: HA2800

Manufacturer: Trimax

Polarization: Horizontal

Power Source: AC 120V/60Hz

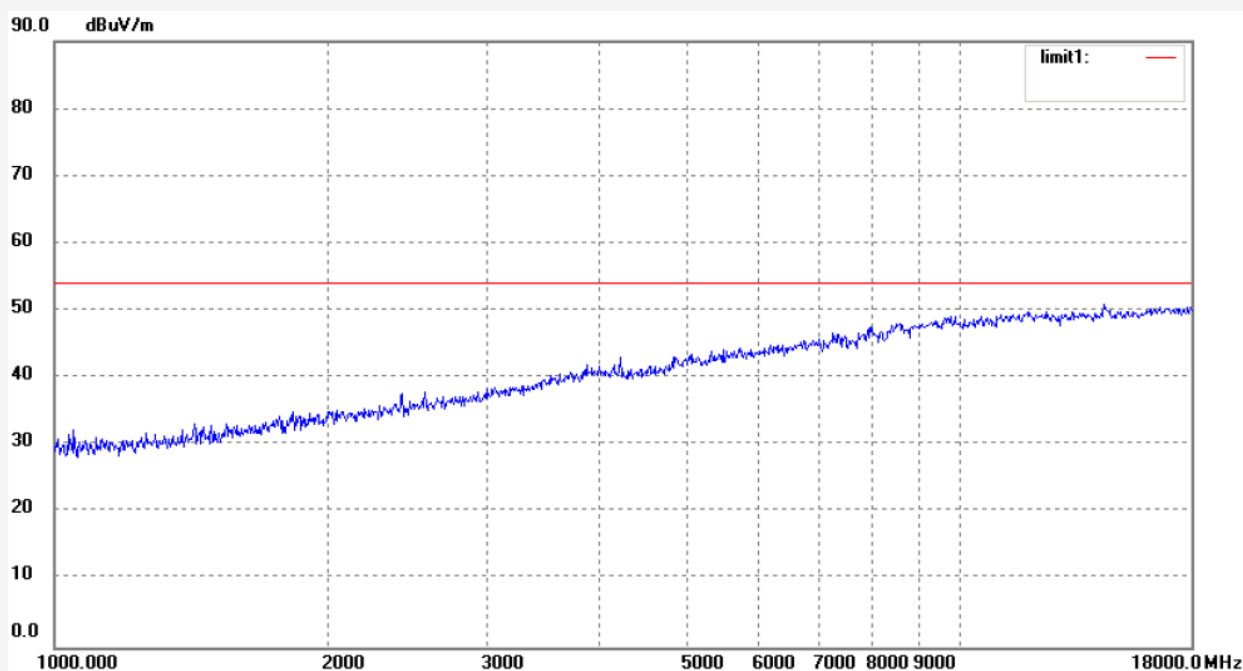
Date: 13/11/02/

Time: 8/57/57

Engineer Signature:

Distance: 3m

Note: Report No:ATE20132275



No.	Freq. (MHz)	Reading (dBuV/m)	Factor (dB)	Result (dBuV/m)	Limit (dBuV/m)	Margin (dB)	Detector	Height (cm)	Degree (deg.)	Remark
-----	----------------	---------------------	----------------	--------------------	-------------------	----------------	----------	----------------	------------------	--------


ACCURATE TECHNOLOGY CO., LTD.

F1,Bldg,A,Changyuan New Material Port Keyuan Rd,
Science & Industry Park,Nanshan Shenzhen,P.R.China

Site: 1# Chamber

Tel:+86-0755-26503290

Fax:+86-0755-26503396

Job No.: alen #2326

Standard: FCC Class B 3M Radiated

Test item: Radiation Test

Temp.(C)/Hum.(%) 25 C / 55 %

EUT: ATSC HD DIGITAL RECEIVER

Mode: TX 2437MHz(802.11n20)

Model: HA2800

Manufacturer: Trimax

Polarization: Horizontal

Power Source: AC 120V/60Hz

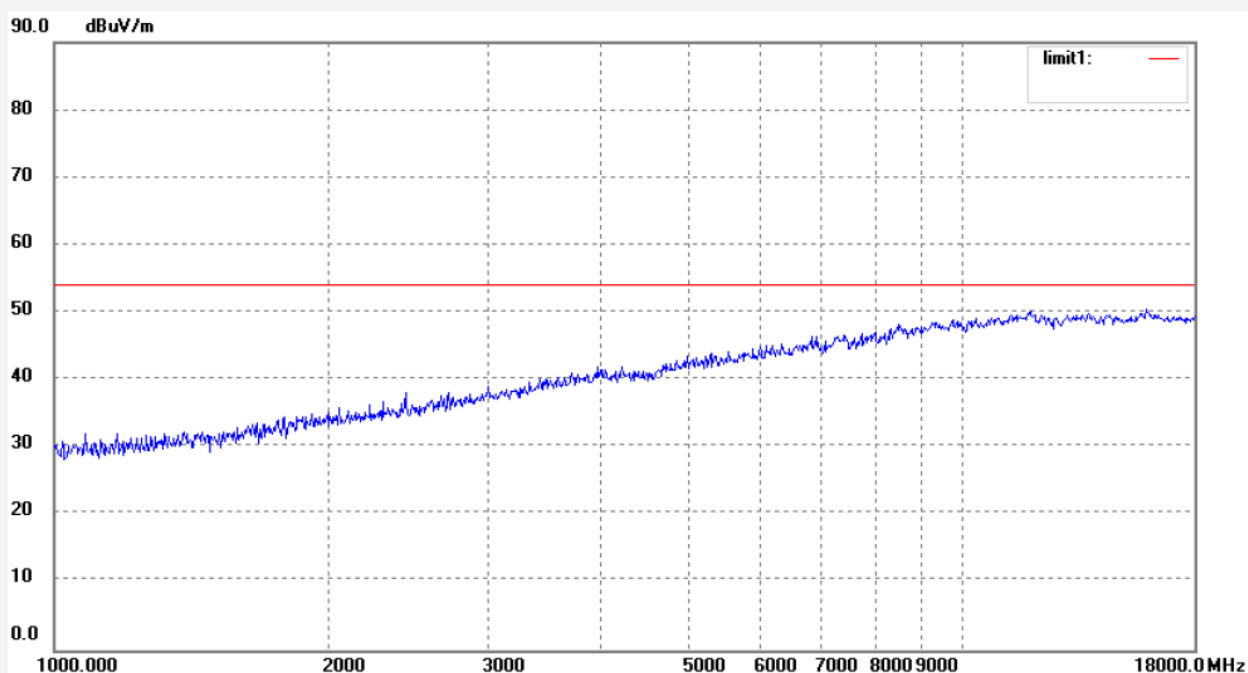
Date: 13/11/02/

Time: 8/59/15

Engineer Signature:

Distance: 3m

Note: Report No:ATE20132275



No.	Freq. (MHz)	Reading (dBuV/m)	Factor (dB)	Result (dBuV/m)	Limit (dBuV/m)	Margin (dB)	Detector	Height (cm)	Degree (deg.)	Remark
-----	----------------	---------------------	----------------	--------------------	-------------------	----------------	----------	----------------	------------------	--------



ACCURATE TECHNOLOGY CO., LTD.

F1,Bldg,A,Changyuan New Material Port Keyuan Rd,
Science & Industry Park,Nanshan Shenzhen,P.R.China

Site: 1# Chamber

Tel:+86-0755-26503290

Fax:+86-0755-26503396

Job No.: alen #2327

Standard: FCC Class B 3M Radiated

Test item: Radiation Test

Temp.(C)/Hum.(%) 25 C / 55 %

EUT: ATSC HD DIGITAL RECEIVER

Mode: TX 2437MHz(802.11n20)

Model: HA2800

Manufacturer: Trimax

Polarization: Vertical

Power Source: AC 120V/60Hz

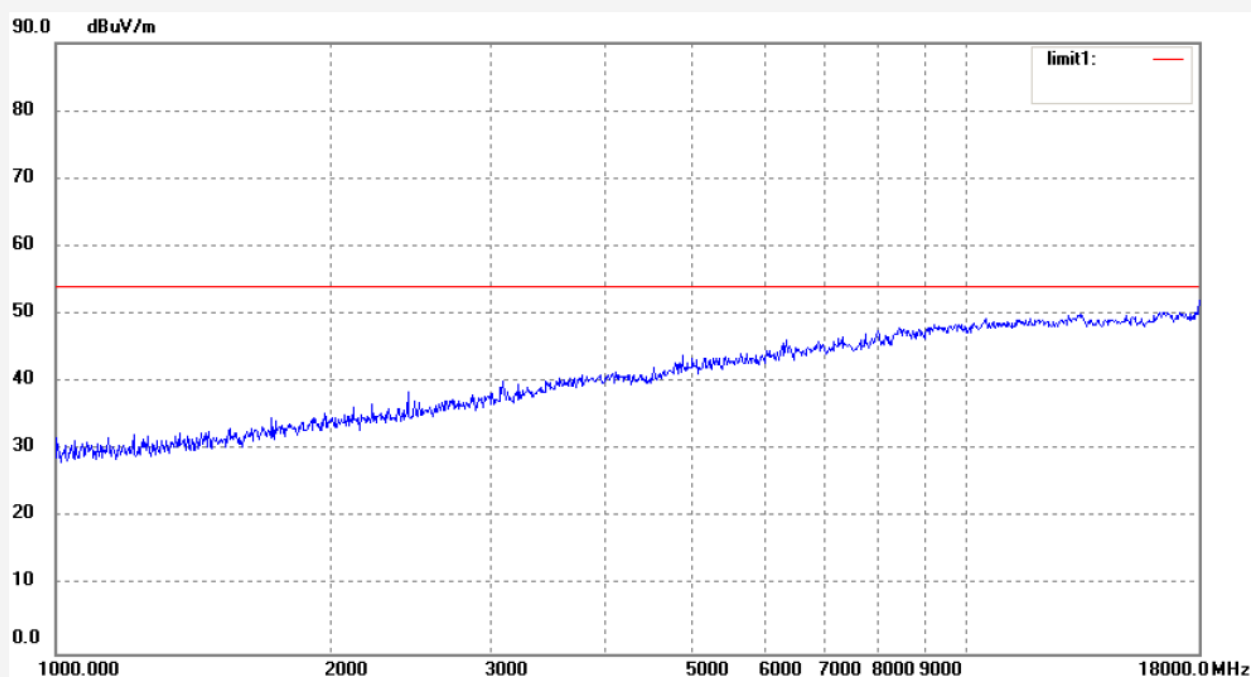
Date: 13/11/02/

Time: 8/59/57

Engineer Signature:

Distance: 3m

Note: Report No:ATE20132275



No.	Freq. (MHz)	Reading (dBuV/m)	Factor (dB)	Result (dBuV/m)	Limit (dBuV/m)	Margin (dB)	Detector	Height (cm)	Degree (deg.)	Remark
-----	----------------	---------------------	----------------	--------------------	-------------------	----------------	----------	----------------	------------------	--------


ACCURATE TECHNOLOGY CO., LTD.

F1,Bldg,A,Changyuan New Material Port Keyuan Rd,
Science & Industry Park,Nanshan Shenzhen,P.R.China

Site: 1# Chamber
Tel:+86-0755-26503290
Fax:+86-0755-26503396

Job No.: alen #2328

Standard: FCC Class B 3M Radiated

Test item: Radiation Test

Temp.(C)/Hum.(%) 25 C / 55 %

EUT: ATSC HD DIGITAL RECEIVER

Mode: TX 2462MHz(802.11n20)

Model: HA2800

Manufacturer: Trimax

Polarization: Vertical

Power Source: AC 120V/60Hz

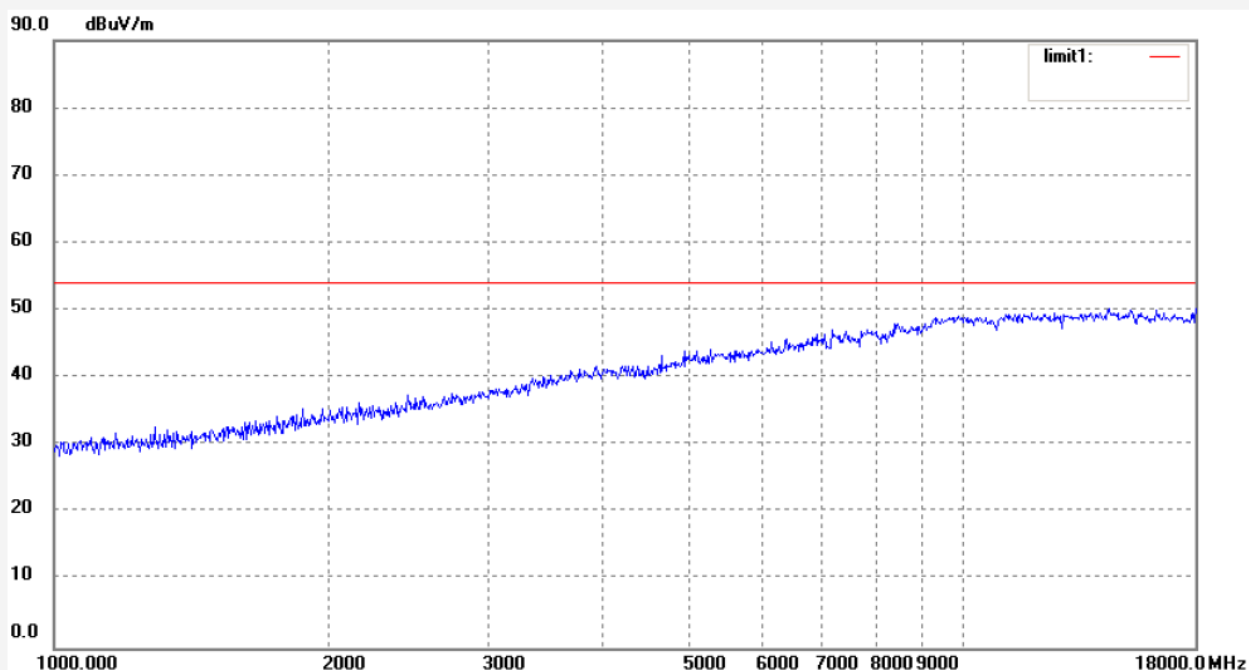
Date: 13/11/02/

Time: 9/01/29

Engineer Signature:

Distance: 3m

Note: Report No:ATE20132275



No.	Freq. (MHz)	Reading (dBuV/m)	Factor (dB)	Result (dBuV/m)	Limit (dBuV/m)	Margin (dB)	Detector	Height (cm)	Degree (deg.)	Remark
-----	----------------	---------------------	----------------	--------------------	-------------------	----------------	----------	----------------	------------------	--------


ACCURATE TECHNOLOGY CO., LTD.

F1,Bldg,A,Changyuan New Material Port Keyuan Rd,
Science & Industry Park,Nanshan Shenzhen,P.R.China

Site: 1# Chamber

Tel:+86-0755-26503290

Fax:+86-0755-26503396

Job No.: alen #2329

Standard: FCC Class B 3M Radiated

Test item: Radiation Test

Temp.(C)/Hum.(%) 25 C / 55 %

EUT: ATSC HD DIGITAL RECEIVER

Mode: TX 2462MHz(802.11n20)

Model: HA2800

Manufacturer: Trimax

Polarization: Horizontal

Power Source: AC 120V/60Hz

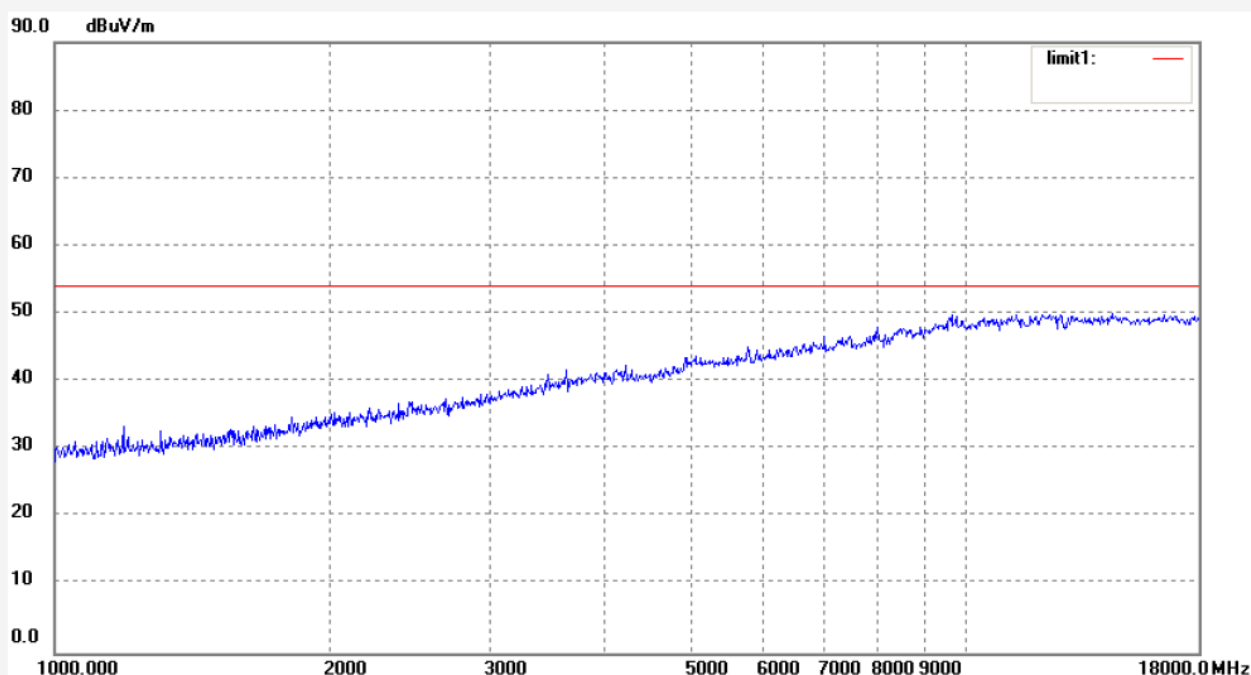
Date: 13/11/02/

Time: 9/02/10

Engineer Signature:

Distance: 3m

Note: Report No:ATE20132275



No.	Freq. (MHz)	Reading (dBuV/m)	Factor (dB)	Result (dBuV/m)	Limit (dBuV/m)	Margin (dB)	Detector	Height (cm)	Degree (deg.)	Remark
-----	----------------	---------------------	----------------	--------------------	-------------------	----------------	----------	----------------	------------------	--------

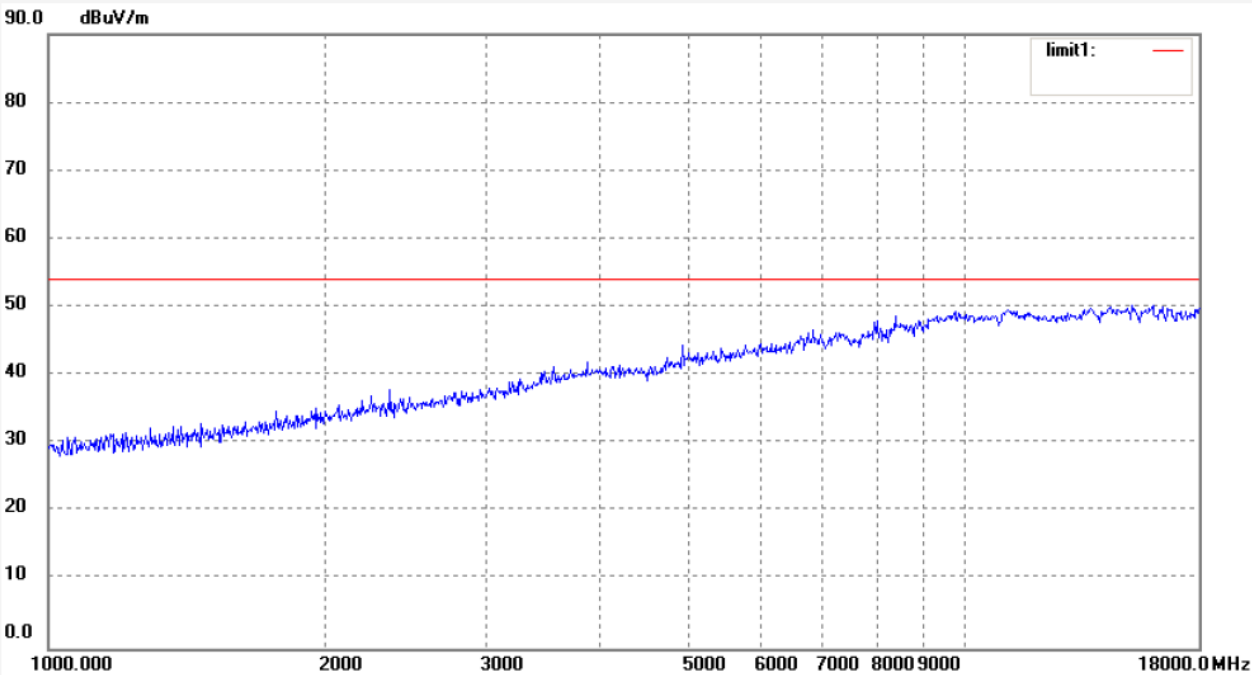


ACCURATE TECHNOLOGY CO., LTD.
F1,Bldg,A,Changyuan New Material Port Keyuan Rd,
Science & Industry Park,Nanshan Shenzhen,P.R.China

Site: 1# Chamber
Tel:+86-0755-26503290
Fax:+86-0755-26503396

Job No.: alen #2330	Polarization: Horizontal
Standard: FCC Class B 3M Radiated	Power Source: AC 120V/60Hz
Test item: Radiation Test	Date: 13/11/02/
Temp.(C)/Hum.(%) 25 C / 55 %	Time: 9/03/35
EUT: ATSC HD DIGITAL RECEIVER	Engineer Signature:
Mode: TX 2422MHz(802.11n40)	Distance: 3m
Model: HA2800	
Manufacturer: Trimax	

Note: Report No:ATE20132275



No.	Freq. (MHz)	Reading (dBuV/m)	Factor (dB)	Result (dBuV/m)	Limit (dBuV/m)	Margin (dB)	Detector	Height (cm)	Degree (deg.)	Remark
-----	----------------	---------------------	----------------	--------------------	-------------------	----------------	----------	----------------	------------------	--------



ACCURATE TECHNOLOGY CO., LTD.

F1,Bldg,A,Changyuan New Material Port Keyuan Rd,
Science & Industry Park,Nanshan Shenzhen,P.R.China

Site: 1# Chamber

Tel:+86-0755-26503290

Fax:+86-0755-26503396

Job No.: alen #2331

Standard: FCC Class B 3M Radiated

Test item: Radiation Test

Temp.(C)/Hum.(%) 25 C / 55 %

EUT: ATSC HD DIGITAL RECEIVER

Mode: TX 2422MHz(802.11n40)

Model: HA2800

Manufacturer: Trimax

Polarization: Vertical

Power Source: AC 120V/60Hz

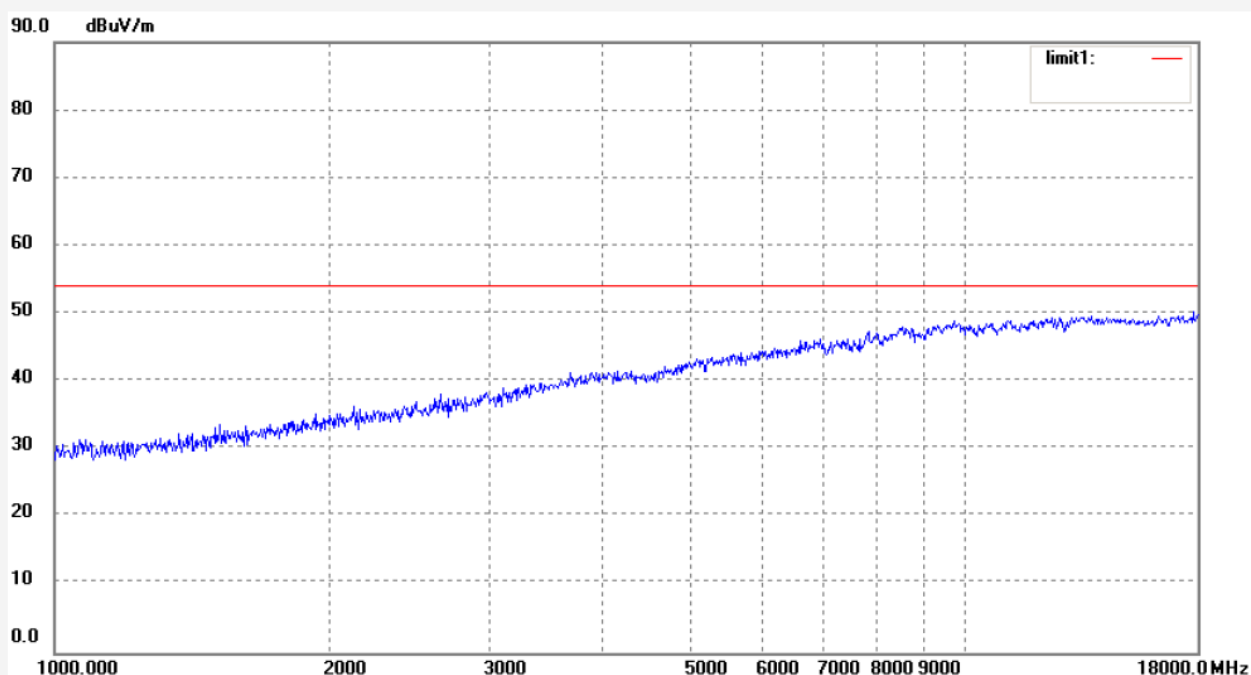
Date: 13/11/02/

Time: 9/04/14

Engineer Signature:

Distance: 3m

Note: Report No:ATE20132275



No.	Freq. (MHz)	Reading (dBuV/m)	Factor (dB)	Result (dBuV/m)	Limit (dBuV/m)	Margin (dB)	Detector	Height (cm)	Degree (deg.)	Remark
-----	----------------	---------------------	----------------	--------------------	-------------------	----------------	----------	----------------	------------------	--------



ACCURATE TECHNOLOGY CO., LTD.

F1,Bldg,A,Changyuan New Material Port Keyuan Rd,
Science & Industry Park,Nanshan Shenzhen,P.R.China

Site: 1# Chamber

Tel:+86-0755-26503290

Fax:+86-0755-26503396

Job No.: alen #2332

Standard: FCC Class B 3M Radiated

Test item: Radiation Test

Temp.(C)/Hum.(%) 25 C / 55 %

EUT: ATSC HD DIGITAL RECEIVER

Mode: TX 2437MHz(802.11n40)

Model: HA2800

Manufacturer: Trimax

Polarization: Vertical

Power Source: AC 120V/60Hz

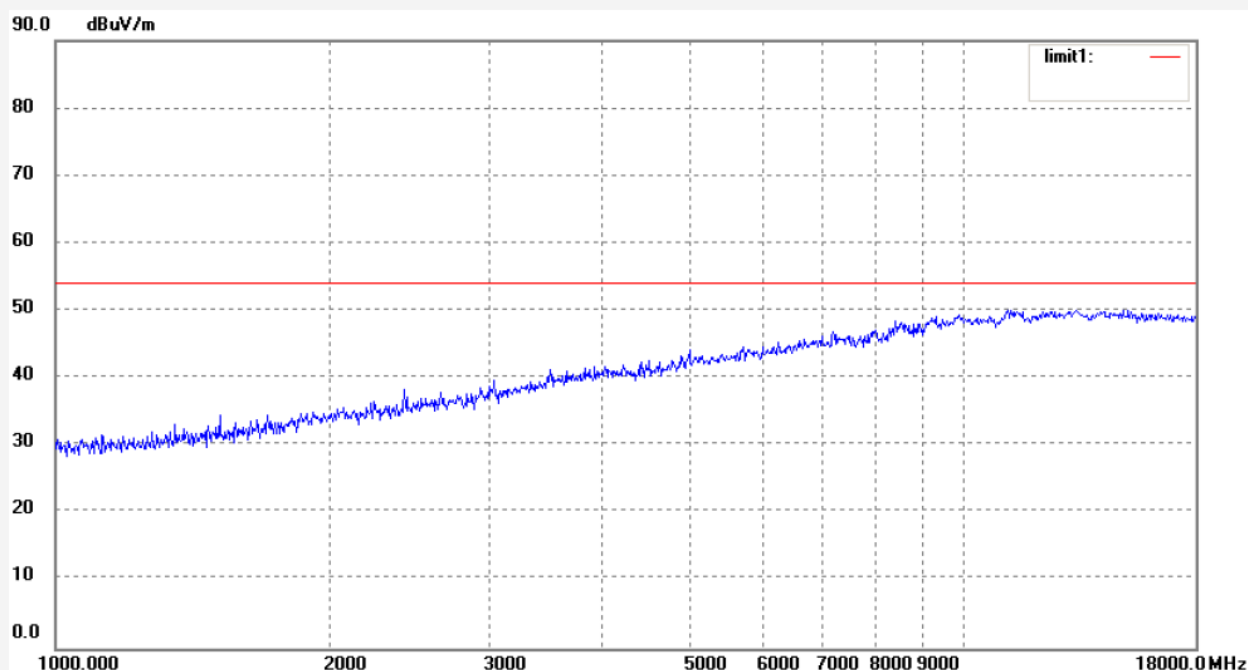
Date: 13/11/02/

Time: 9/05/41

Engineer Signature:

Distance: 3m

Note: Report No:ATE20132275



No.	Freq. (MHz)	Reading (dBuV/m)	Factor (dB)	Result (dBuV/m)	Limit (dBuV/m)	Margin (dB)	Detector	Height (cm)	Degree (deg.)	Remark
-----	----------------	---------------------	----------------	--------------------	-------------------	----------------	----------	----------------	------------------	--------



ACCURATE TECHNOLOGY CO., LTD.

F1,Bldg,A,Changyuan New Material Port Keyuan Rd,
Science & Industry Park,Nanshan Shenzhen,P.R.China

Site: 1# Chamber

Tel:+86-0755-26503290

Fax:+86-0755-26503396

Job No.: alen #2333

Standard: FCC Class B 3M Radiated

Test item: Radiation Test

Temp.(C)/Hum.(%) 25 C / 55 %

EUT: ATSC HD DIGITAL RECEIVER

Mode: TX 2437MHz(802.11n40)

Model: HA2800

Manufacturer: Trimax

Polarization: Horizontal

Power Source: AC 120V/60Hz

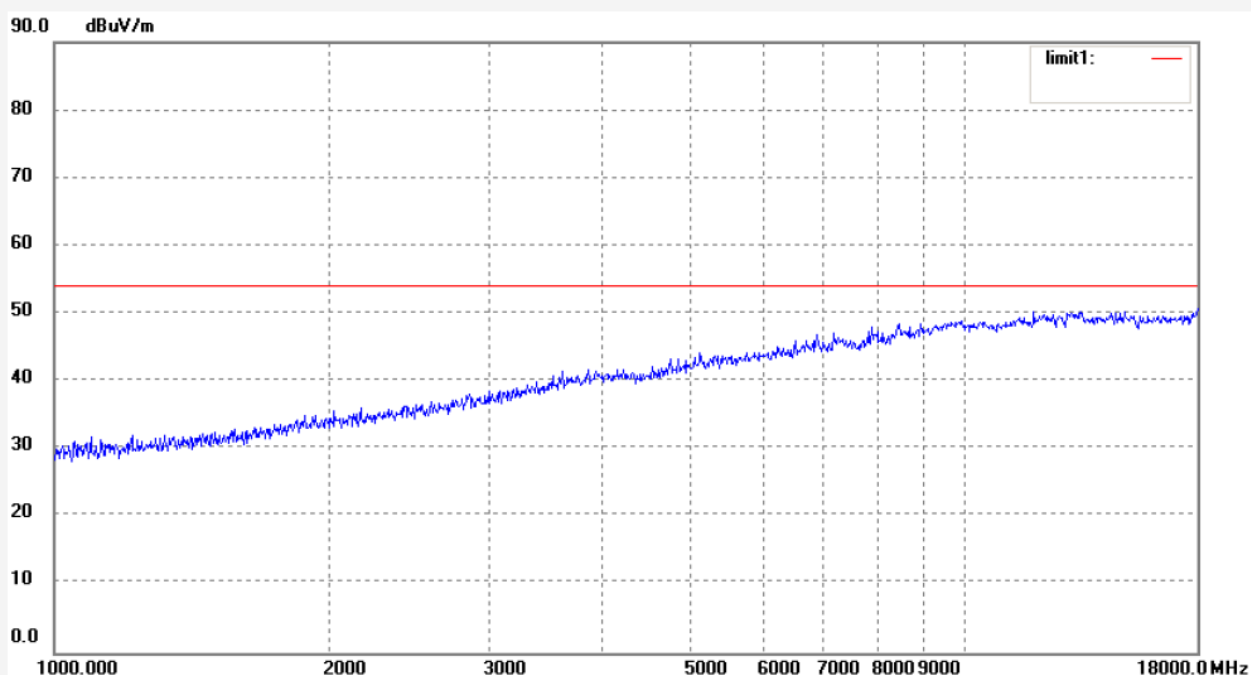
Date: 13/11/02/

Time: 9/06/26

Engineer Signature:

Distance: 3m

Note: Report No:ATE20132275



No.	Freq. (MHz)	Reading (dBuV/m)	Factor (dB)	Result (dBuV/m)	Limit (dBuV/m)	Margin (dB)	Detector	Height (cm)	Degree (deg.)	Remark
-----	----------------	---------------------	----------------	--------------------	-------------------	----------------	----------	----------------	------------------	--------



ACCURATE TECHNOLOGY CO., LTD.

F1,Bldg,A,Changyuan New Material Port Keyuan Rd,
Science & Industry Park,Nanshan Shenzhen,P.R.China

Site: 1# Chamber

Tel:+86-0755-26503290

Fax:+86-0755-26503396

Job No.: alen #2334

Standard: FCC Class B 3M Radiated

Test item: Radiation Test

Temp.(C)/Hum.(%) 25 C / 55 %

EUT: ATSC HD DIGITAL RECEIVER

Mode: TX 2452MHz(802.11n40)

Model: HA2800

Manufacturer: Trimax

Polarization: Horizontal

Power Source: AC 120V/60Hz

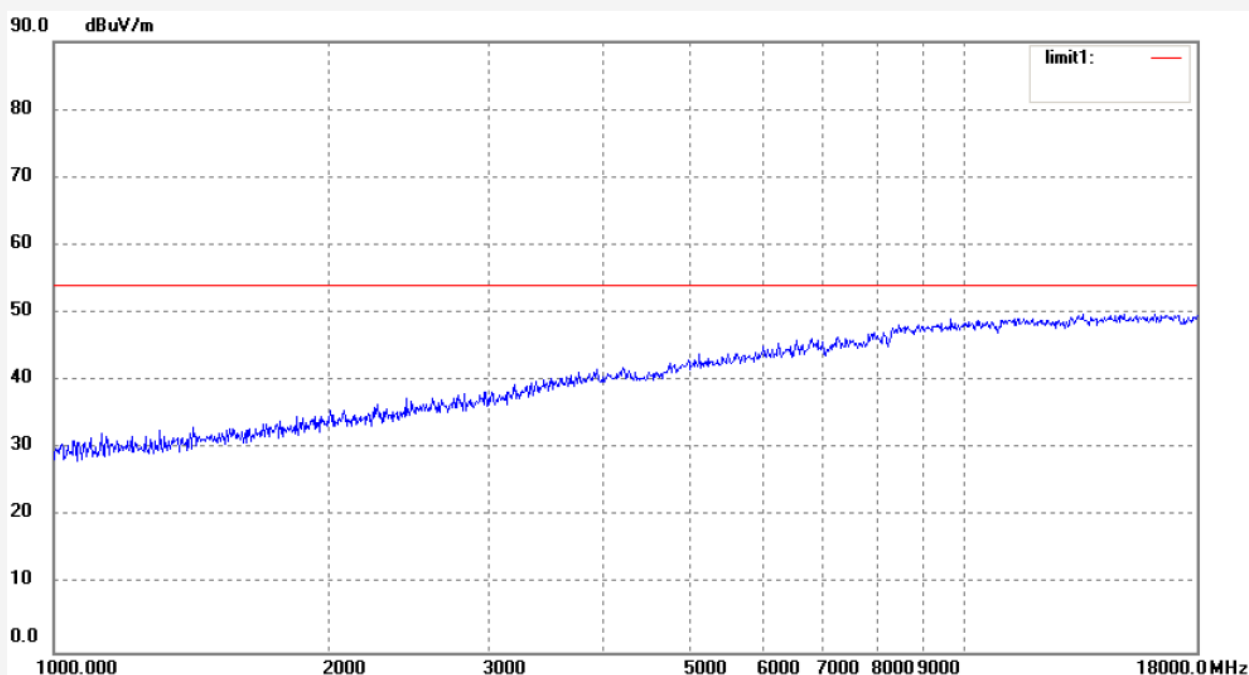
Date: 13/11/02/

Time: 9/07/45

Engineer Signature:

Distance: 3m

Note: Report No:ATE20132275



No.	Freq. (MHz)	Reading (dBuV/m)	Factor (dB)	Result (dBuV/m)	Limit (dBuV/m)	Margin (dB)	Detector	Height (cm)	Degree (deg.)	Remark
-----	----------------	---------------------	----------------	--------------------	-------------------	----------------	----------	----------------	------------------	--------



ACCURATE TECHNOLOGY CO., LTD.

F1,Bldg,A,Changyuan New Material Port Keyuan Rd,
Science & Industry Park,Nanshan Shenzhen,P.R.China

Site: 1# Chamber

Tel:+86-0755-26503290

Fax:+86-0755-26503396

Job No.: alen #2335

Standard: FCC Class B 3M Radiated

Test item: Radiation Test

Temp.(C)/Hum.(%) 25 C / 55 %

EUT: ATSC HD DIGITAL RECEIVER

Mode: TX 2452MHz(802.11n40)

Model: HA2800

Manufacturer: Trimax

Polarization: Vertical

Power Source: AC 120V/60Hz

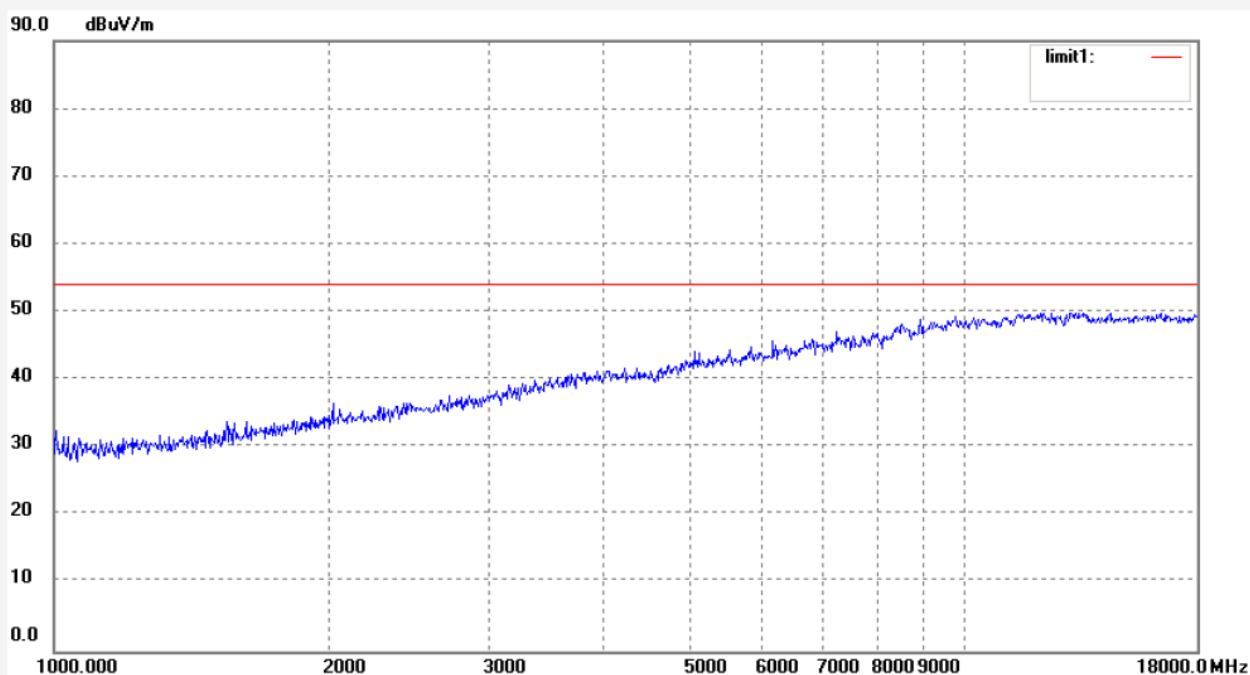
Date: 13/11/02/

Time: 9/08/18

Engineer Signature:

Distance: 3m

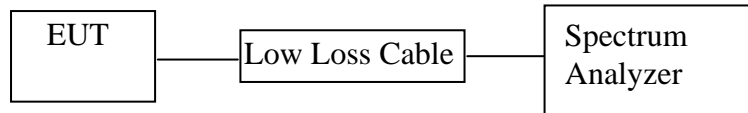
Note: Report No:ATE20132275



No.	Freq. (MHz)	Reading (dBuV/m)	Factor (dB)	Result (dBuV/m)	Limit (dBuV/m)	Margin (dB)	Detector	Height (cm)	Degree (deg.)	Remark
-----	----------------	---------------------	----------------	--------------------	-------------------	----------------	----------	----------------	------------------	--------

10.CONDUCTED SPURIOUS EMISSION COMPLIANCE TEST

10.1.Block Diagram of Test Setup



10.2.The Requirement For Section 15.247(d)

Section 15.247(d): In any 100 kHz bandwidth outside the frequency band in which the spread spectrum or digitally modulated intentional radiator is operating, the radio frequency power that is produced by the intentional radiator shall be at least 20 dB below that in the 100 kHz bandwidth within the band that contains the highest level of the desired power, based on either an RF conducted or a radiated measurement, provided the transmitter demonstrates compliance with the peak conducted power limits. If the transmitter complies with the conducted power limits based on the use of RMS averaging over a time interval, as permitted under paragraph (b)(3) of this section, the attenuation required under this paragraph shall be 30 dB instead of 20 dB. Attenuation below the general limits specified in Section 15.209(a) is not required. In addition, radiated emissions which fall in the restricted bands, as defined in Section 15.205(a), must also comply with the radiated emission limits specified in Section 15.209(a).

10.3.EUT Configuration on Measurement

The equipment is installed on the emission measurement to meet the commission requirements and operating regulations in a manner which tends to maximize its emission characteristics in normal application.

10.4.Operating Condition of EUT

10.4.1.Setup the EUT and simulator as shown as Section 10.1.

10.4.2.Turn on the power of all equipment.

10.4.3.Let the EUT work in TX modes measure it. The transmit frequency are 2412-2462 and 2422-2452MHz. We select 2412MHz, 2437MHz, 2462MHz and 2422MHz, 2437MHz, 2452MHz TX frequency to transmit.

10.5. Test Procedure

10.5.1. The transmitter output was connected to the spectrum analyzer via a low loss cable.

10.5.2. Set RBW of spectrum analyzer to 100kHz and VBW to 300kHz (below 1GHz).

10.5.3. Set RBW of spectrum analyzer to 1MHz and VBW to 3MHz (above 1GHz).

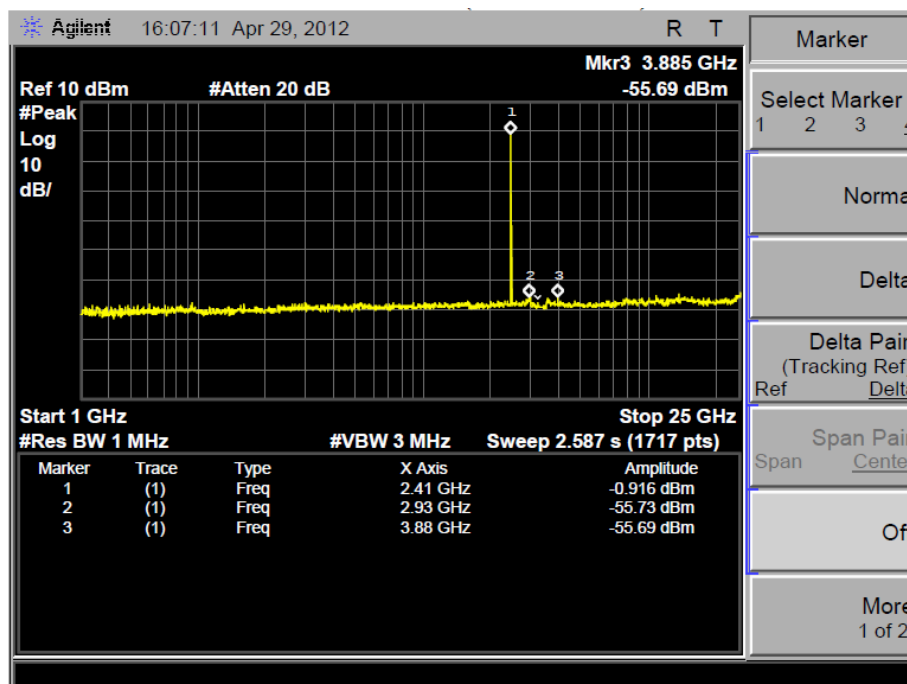
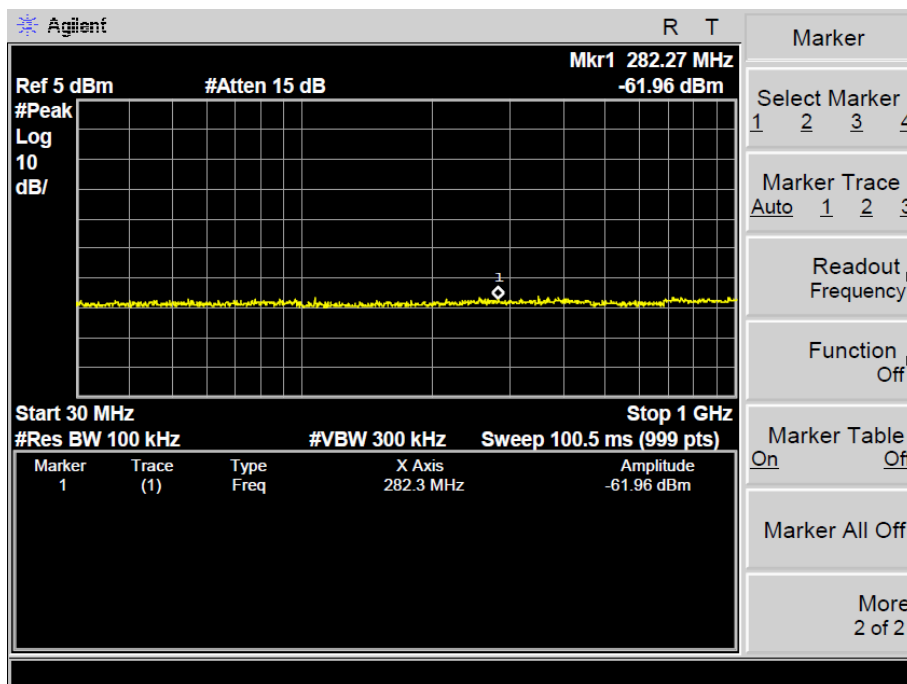
10.5.4. The Conducted Spurious Emission was measured and recorded.

10.6. Test Result

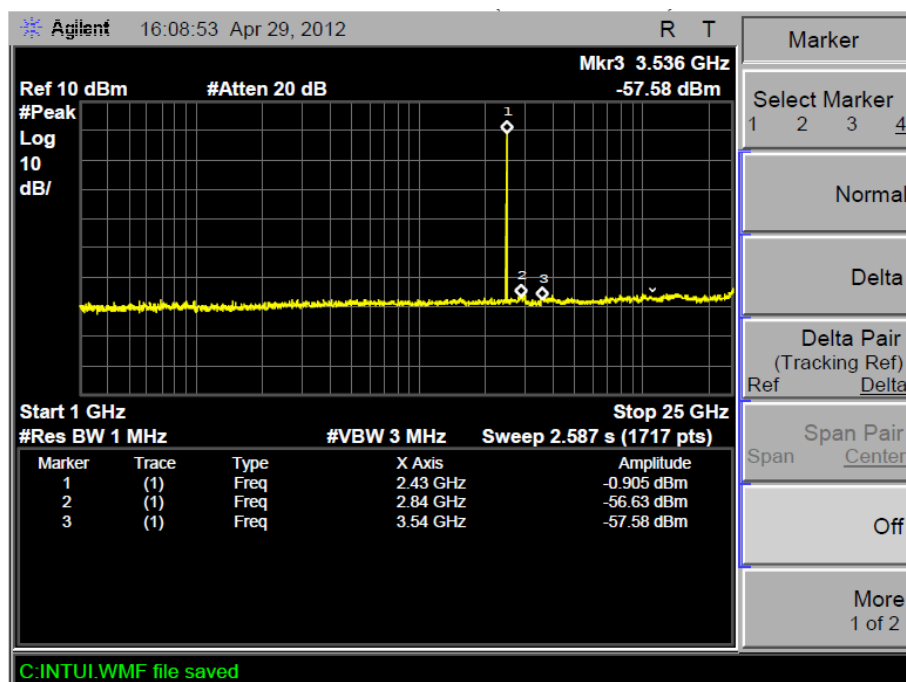
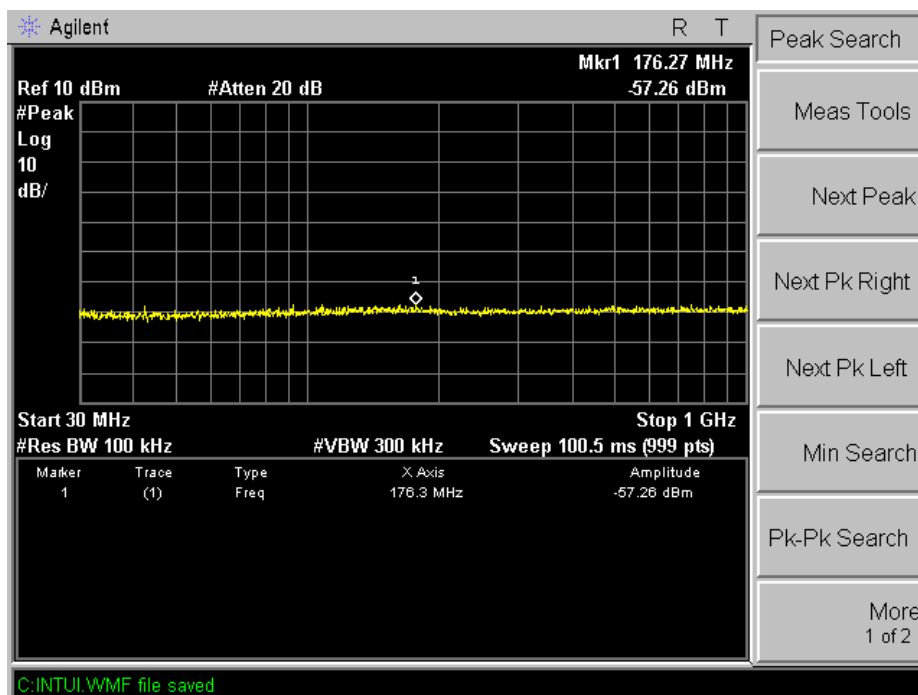
Pass.

The spectrum analyzer plots are attached as below.

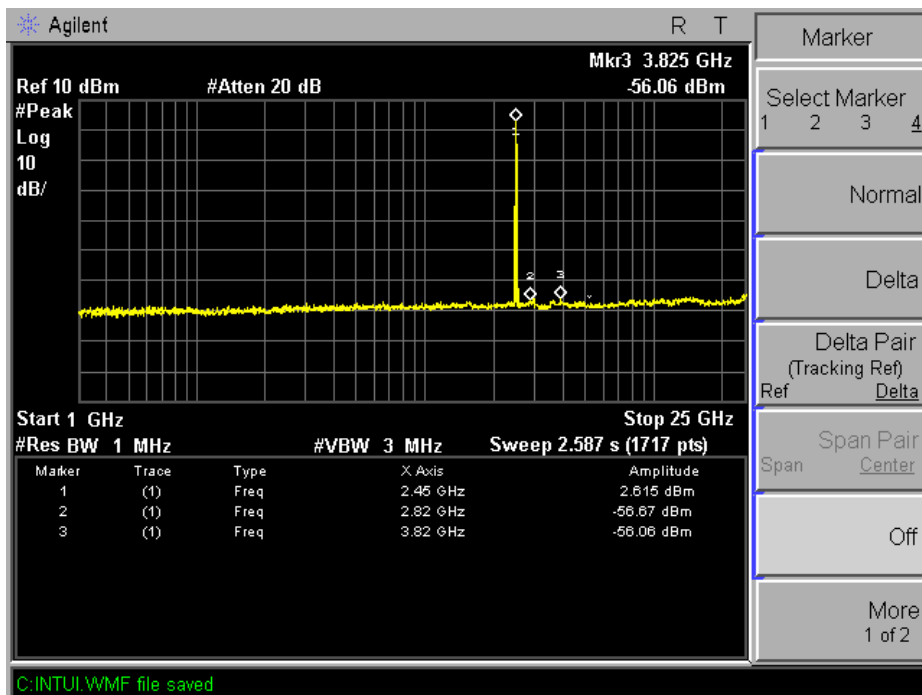
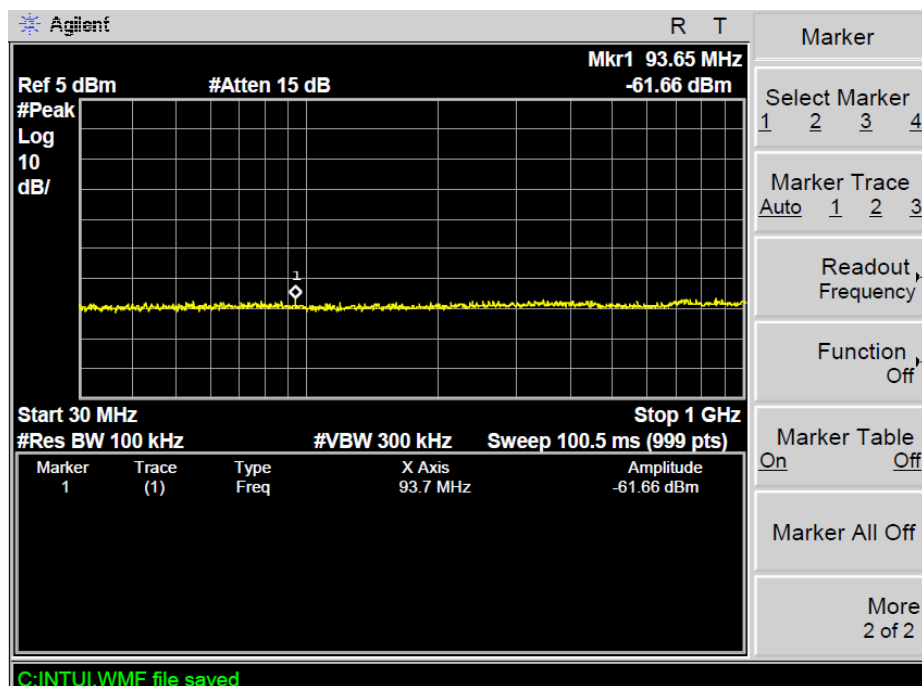
TX 802.11b Channel Low 2412MHz



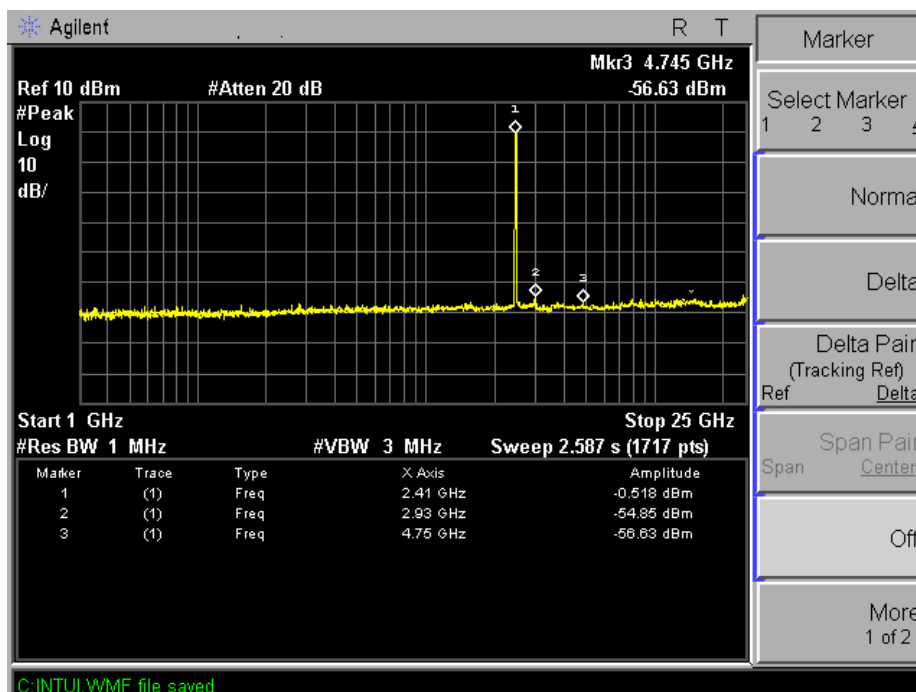
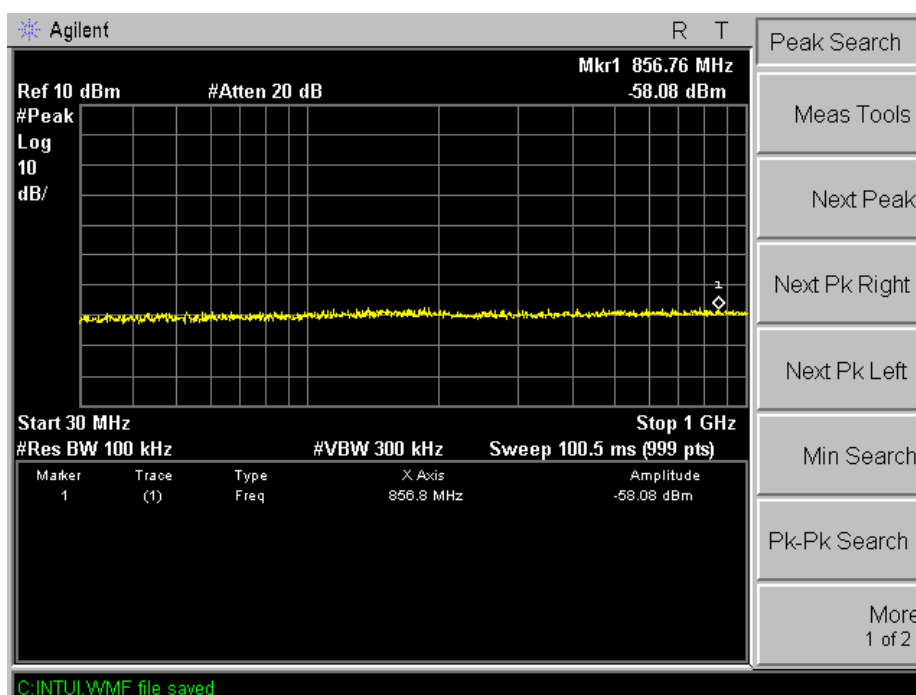
TX 802.11b Channel Middle 2437MHz



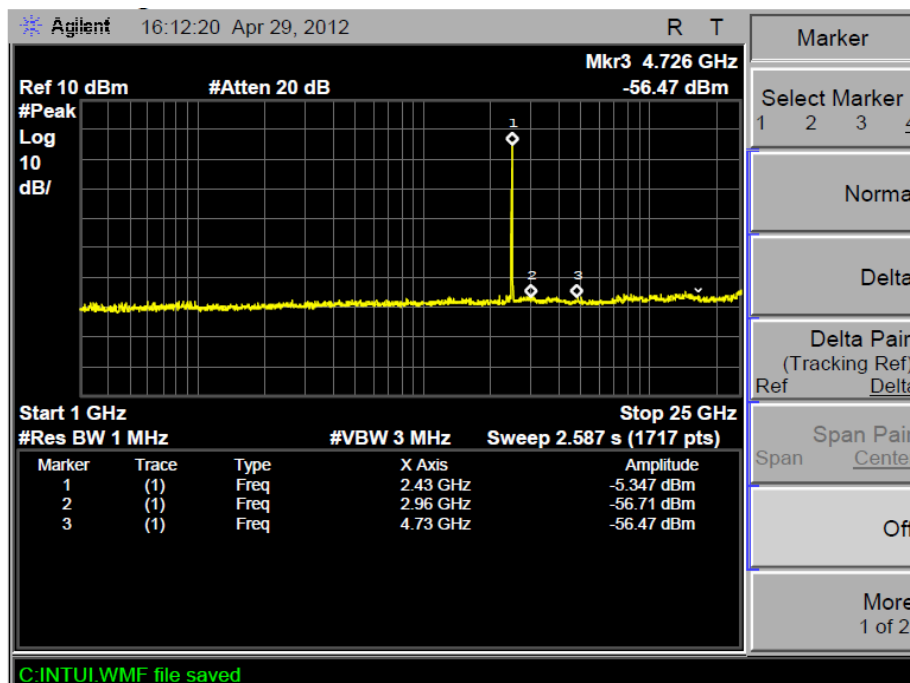
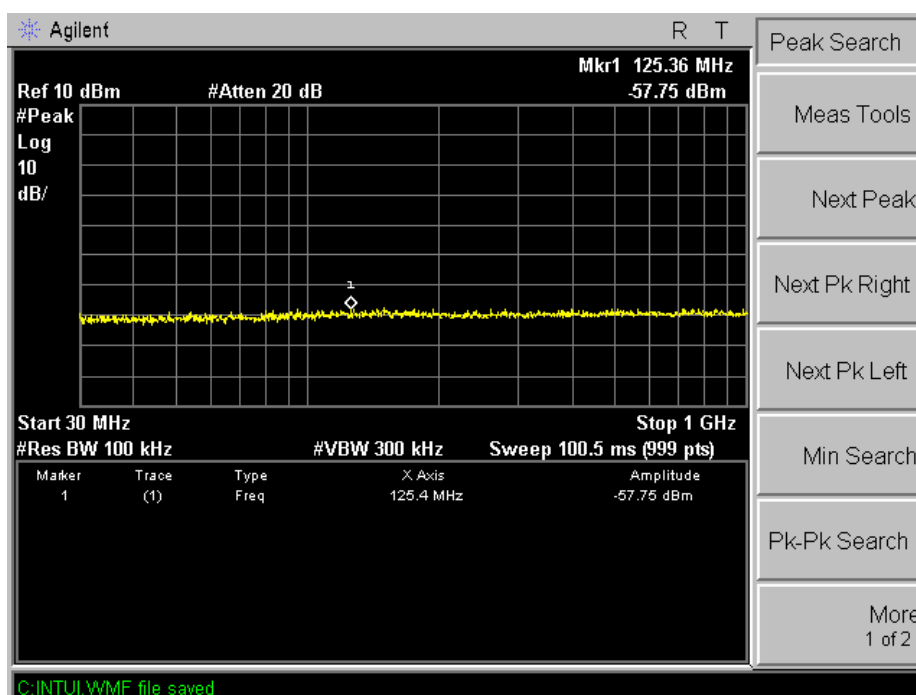
TX 802.11b Channel High 2462MHz



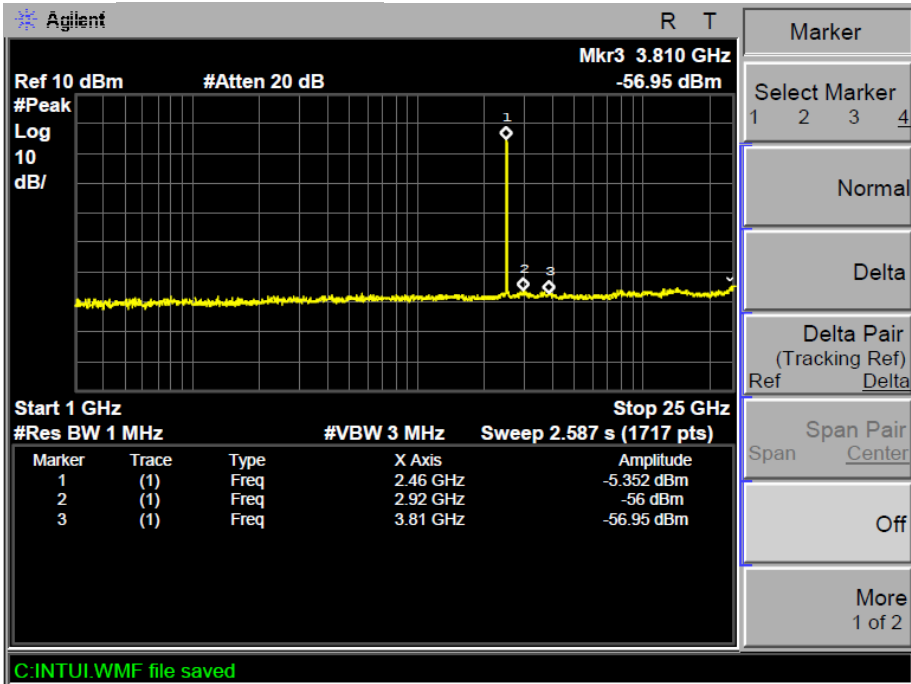
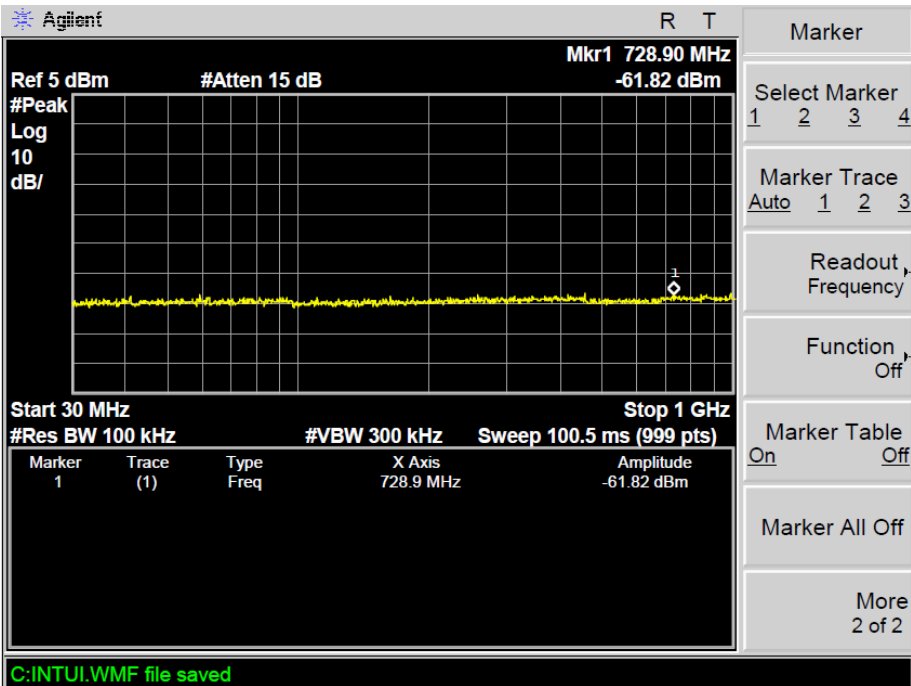
TX 802.11g Channel Low 2412MHz



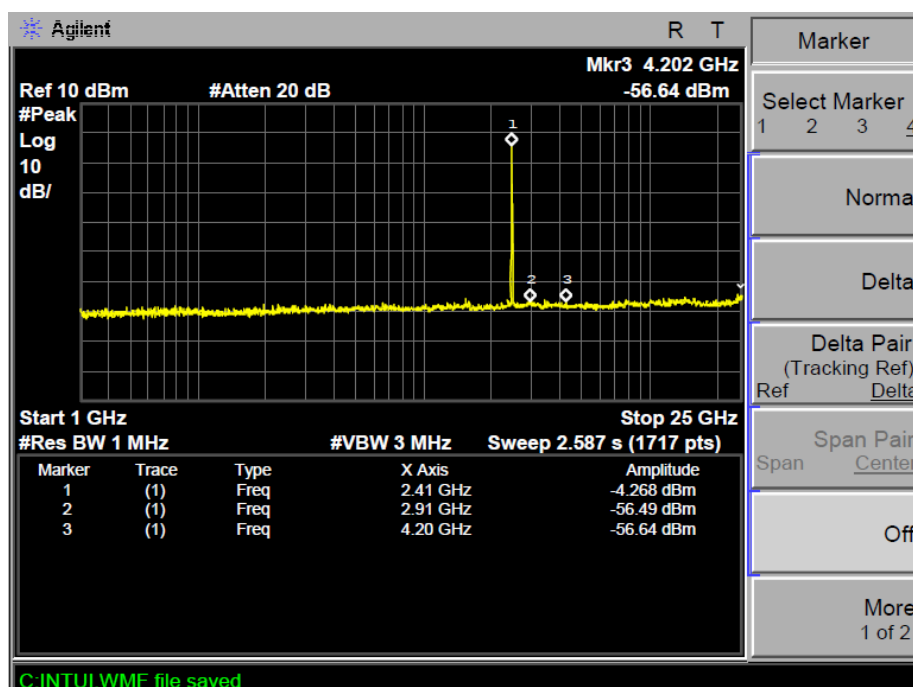
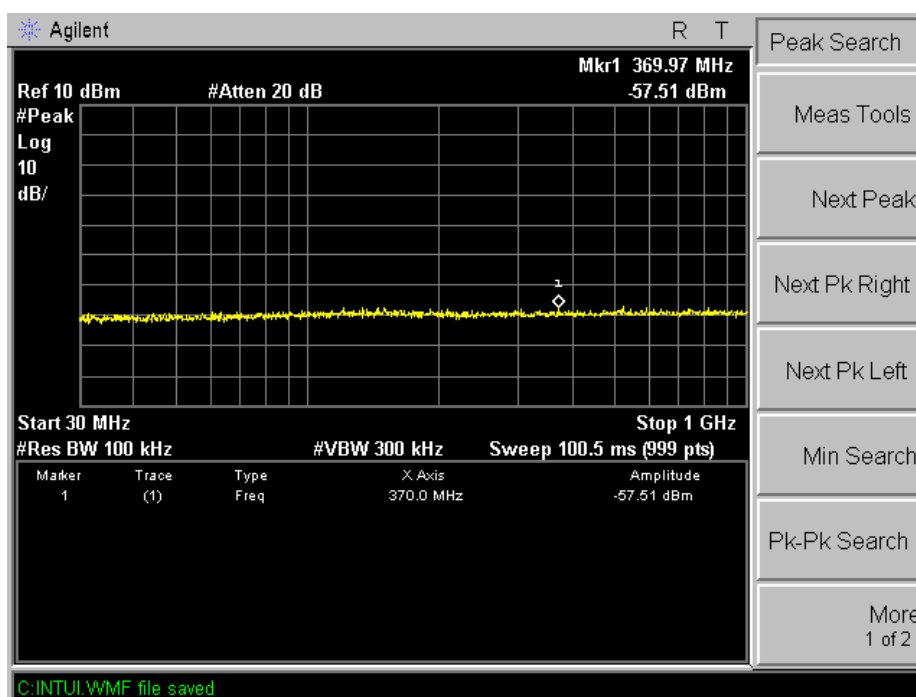
TX 802.11g Channel Middle 2437MHz



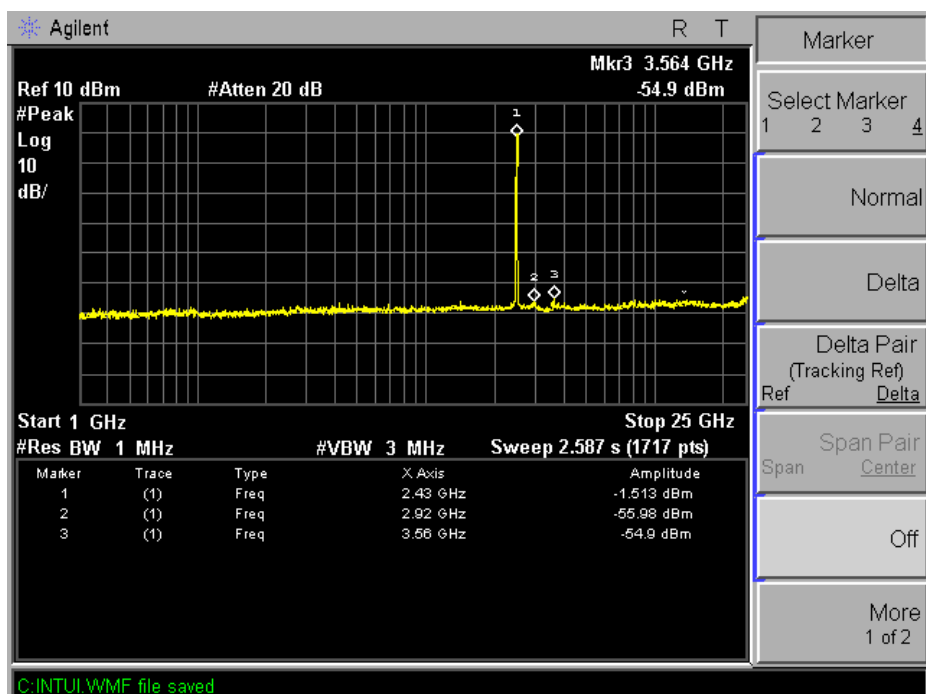
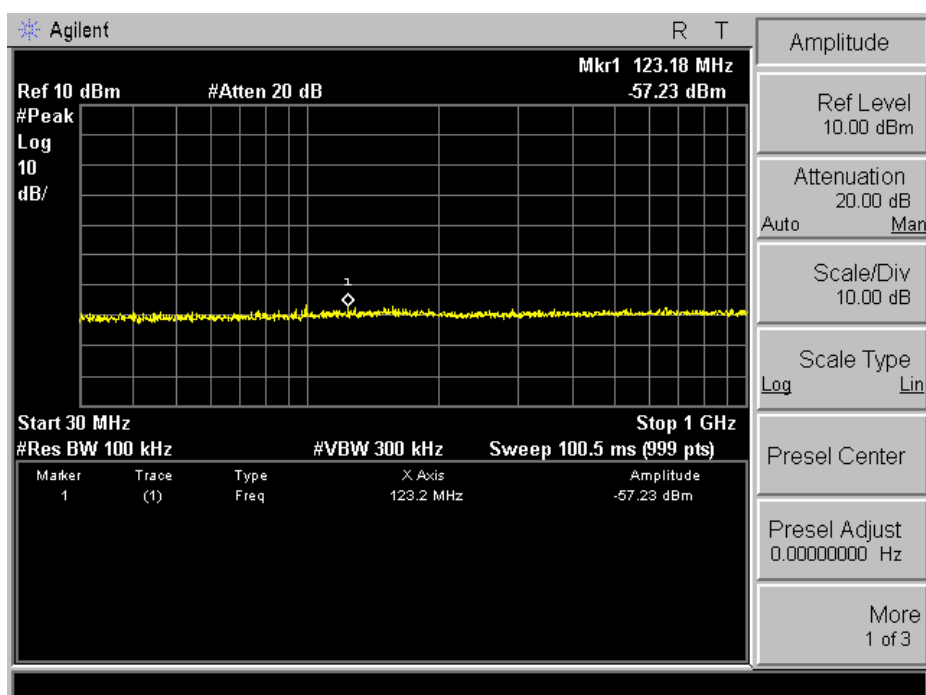
TX 802.11g Channel High 2462MHz



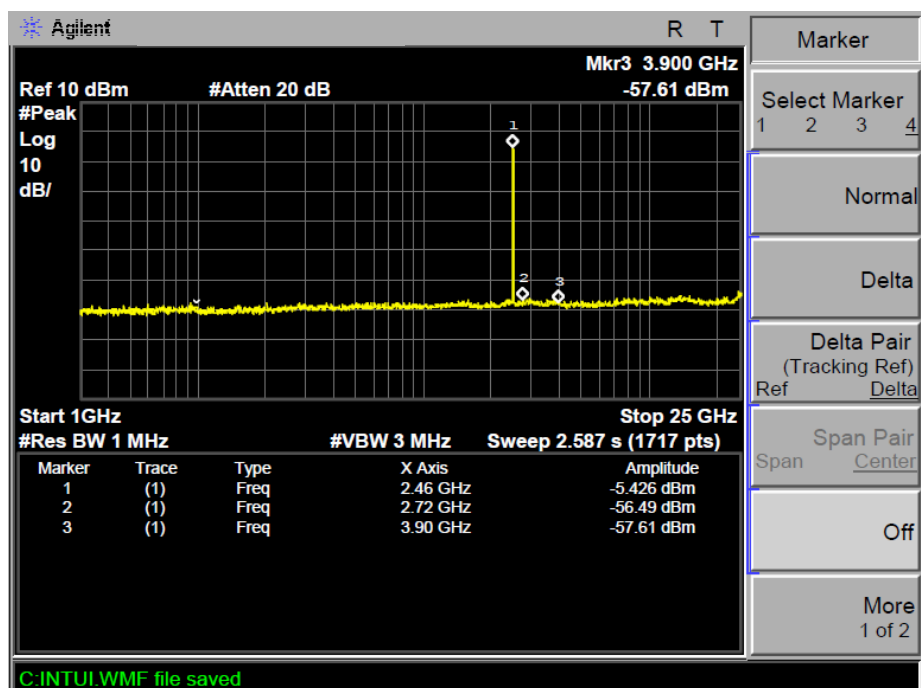
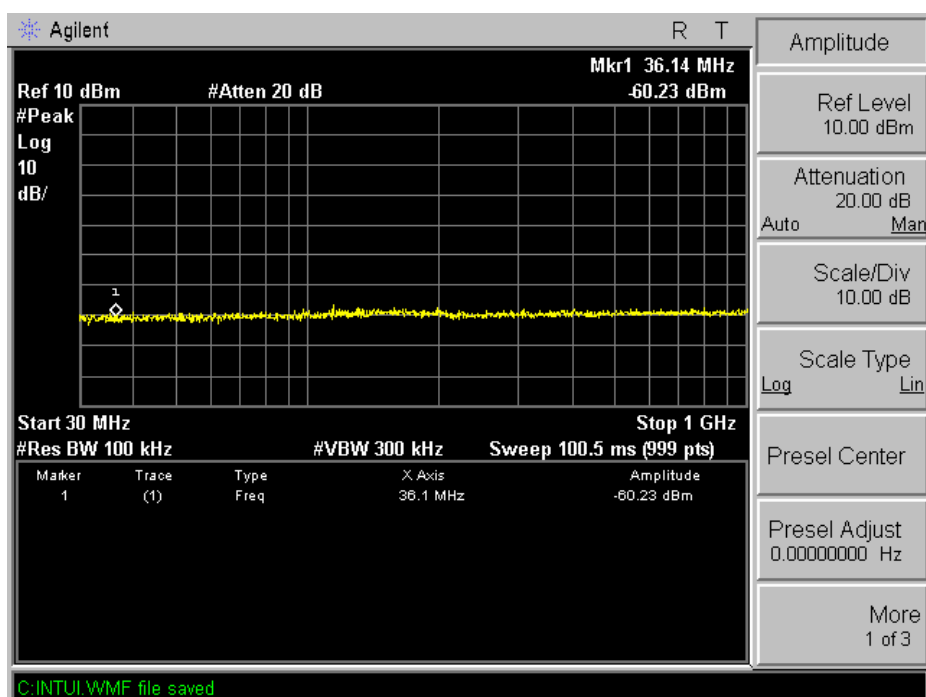
TX 802.11n Channel Low 2412MHz (20MHz)



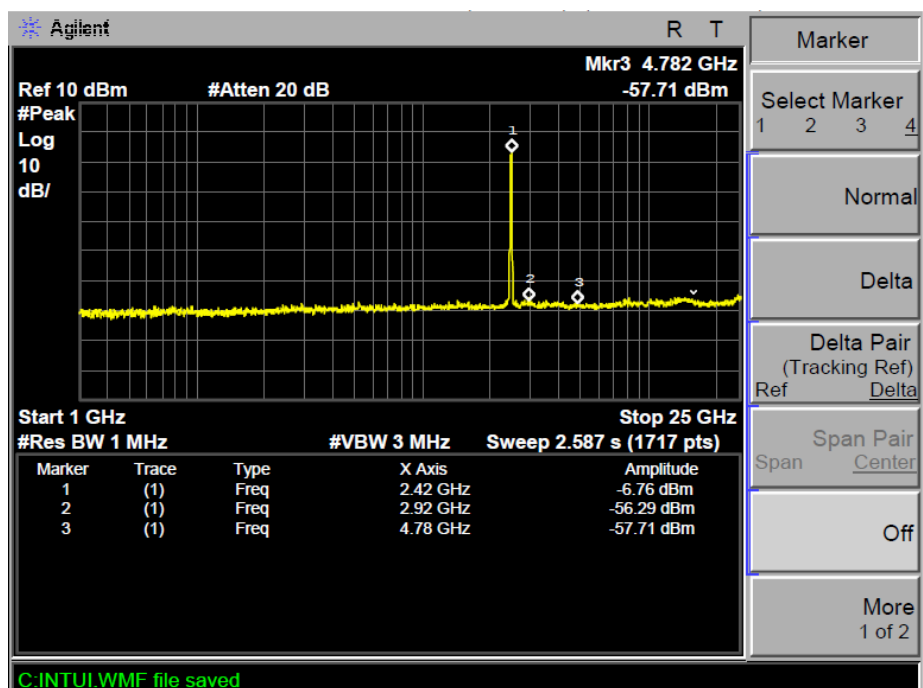
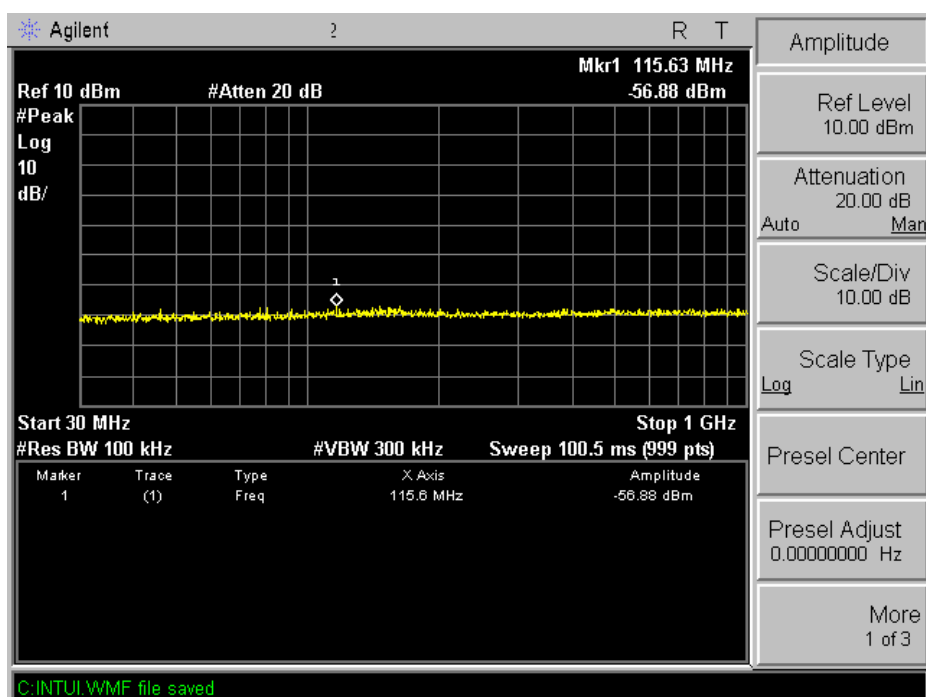
TX 802.11n Channel Middle 2437MHz (20MHz)



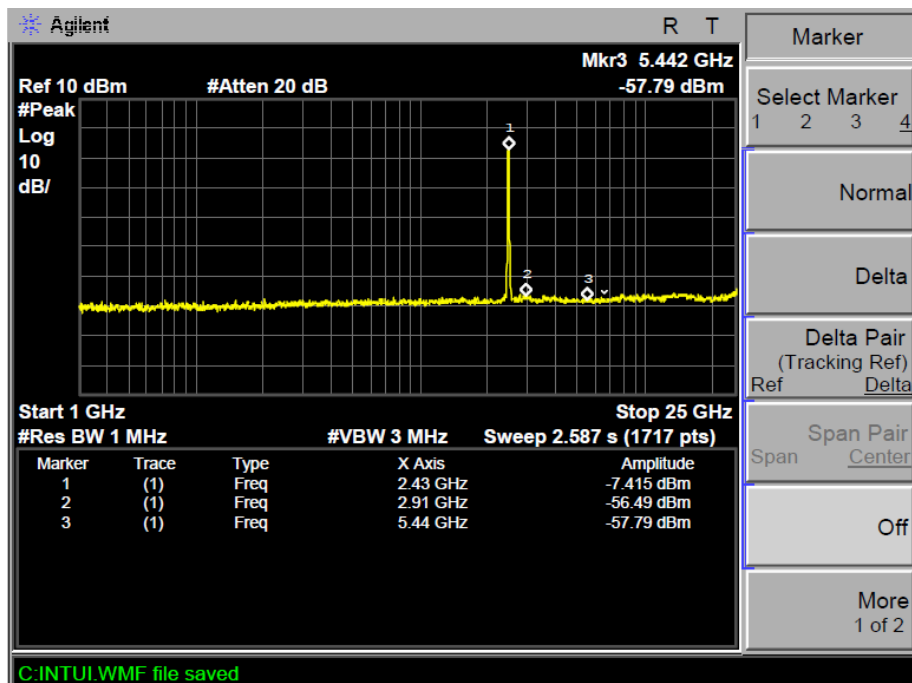
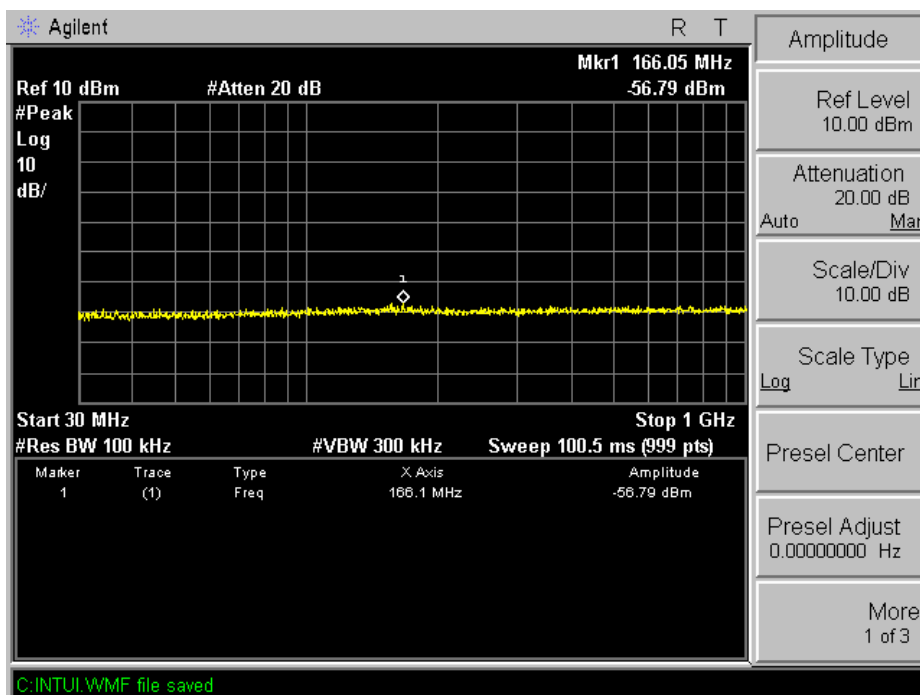
TX 802.11n Channel High 2462MHz (20MHz)



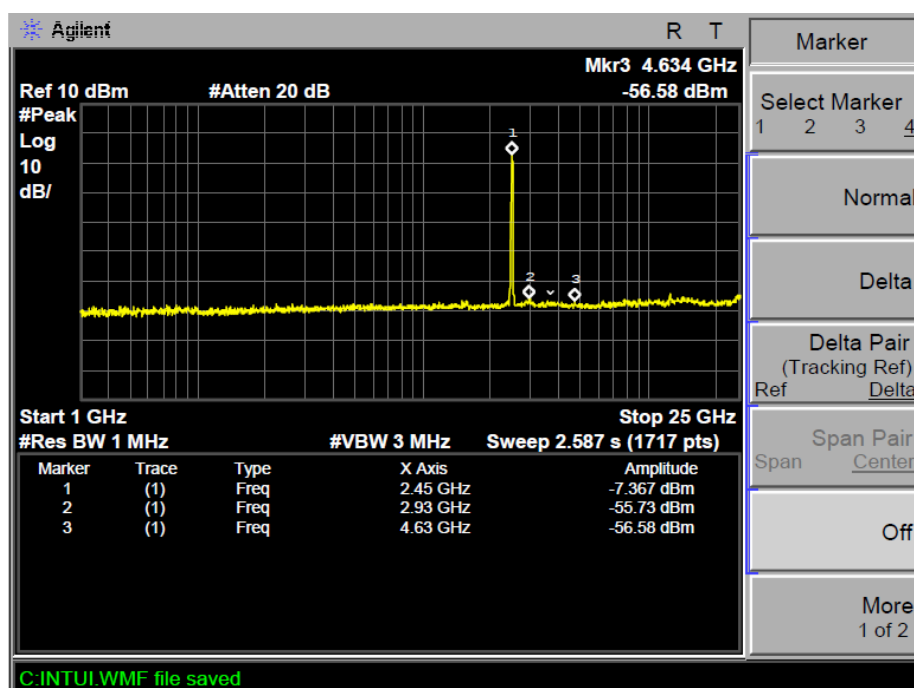
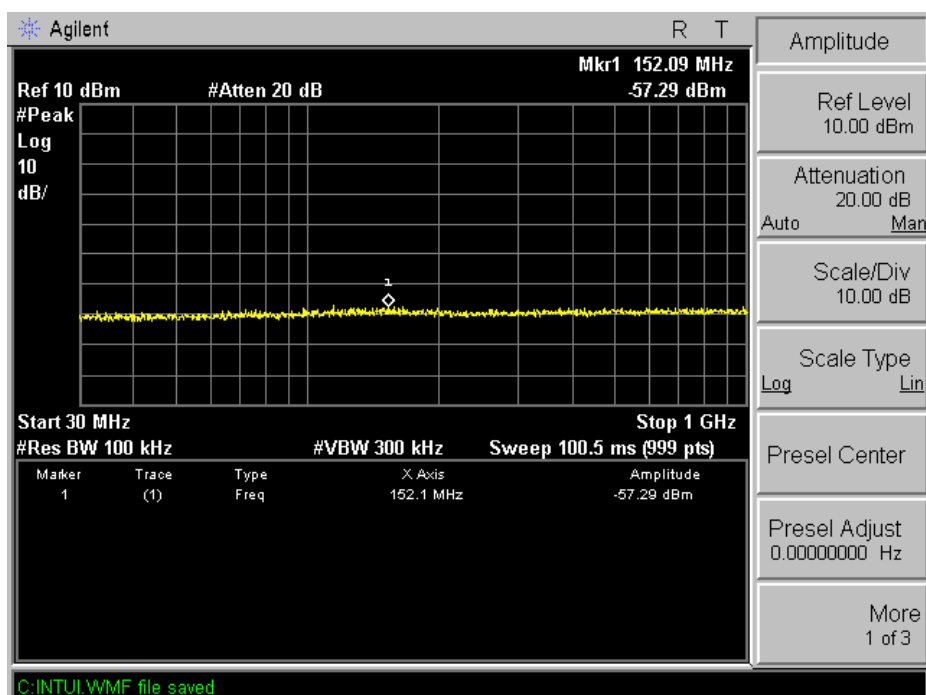
TX 802.11n Channel Low 2422MHz (40MHz)



TX 802.11n Channel Middle 2437MHz (40MHz)



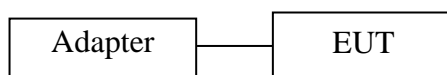
TX 802.11n Channel High 2452MHz (40MHz)



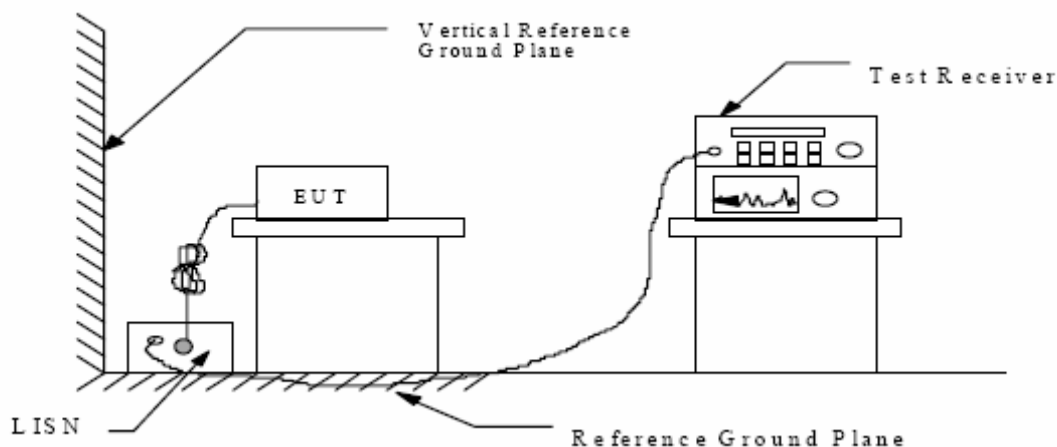
11.AC POWER LINE CONDUCTED EMISSION FOR FCC PART 15 SECTION 15.207(A)

11.1.Block Diagram of Test Setup

11.1.1.Block diagram of connection between the EUT and simulators



11.1.2.Shielding Room Test Setup Diagram



11.2.The Emission Limit

11.2.1.Conducted Emission Measurement Limits According to Section 15.207(a)

Frequency (MHz)	Limit dB(μV)	
	Quasi-peak Level	Average Level
0.15 - 0.50	66.0 – 56.0 *	56.0 – 46.0 *
0.50 - 5.00	56.0	46.0
5.00 - 30.00	60.0	50.0

* Decreases with the logarithm of the frequency.

11.3.Configuration of EUT on Measurement

The equipment are installed on the Conducted Emission Measurement to meet the commission requirements and operating regulations in a manner which tends to maximize its emission characteristics in normal application.

11.4.Operating Condition of EUT

11.4.1.Setup the EUT and simulator as shown as Section 11.1.

11.4.2.Turn on the power of all equipment.

11.4.3.Let the EUT work in (Charging) mode measure it.

11.5.Test Procedure

The EUT is put on the plane 0.8m high above the ground by insulating support and is connected to the power mains through a line impedance stabilization network (L.I.S.N.). This provides a 50ohm coupling impedance for the EUT system. Please refer the block diagram of the test setup and photographs. Both sides of AC lines are checked to find out the maximum conducted emission. In order to find the maximum emission levels, the relative positions of equipment and all of the interface cables shall be changed according to ANSI C63.4: 2009 on Conducted Emission Measurement.

The bandwidth of test receiver (R & S ESCS30) is set at 9kHz.

The frequency range from 150kHz to 30MHz is checked.

11.6.Power Line Conducted Emission Measurement Results

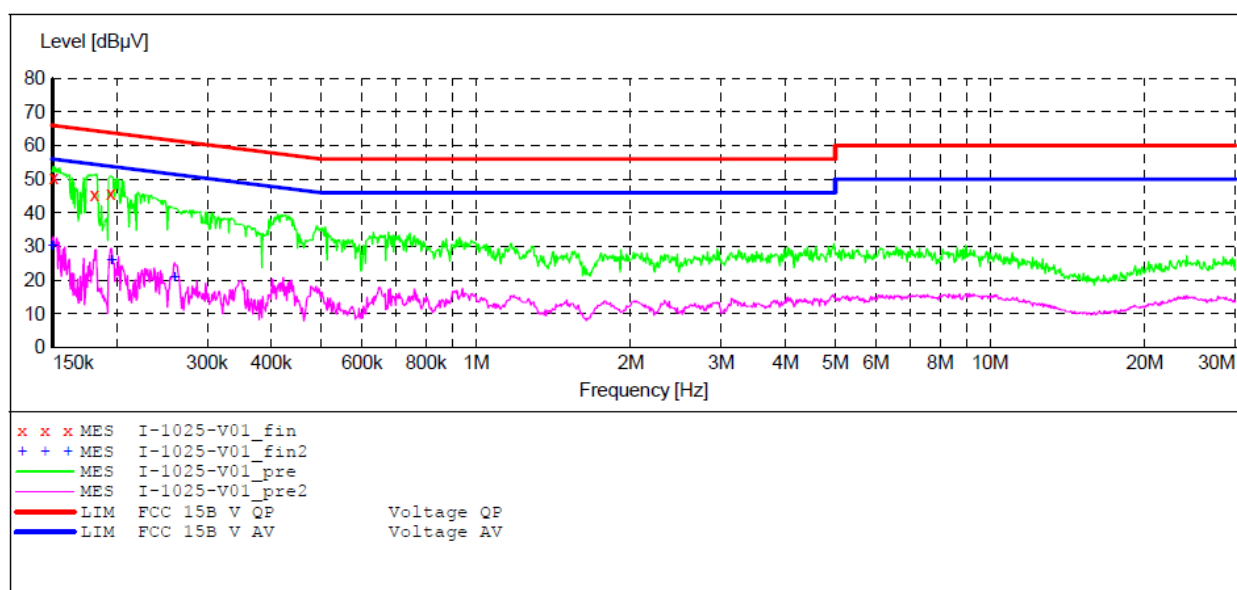
ACCURATE TECHNOLOGY CO.,LTD

CONDUCTED EMISSION STANDARD FCC PART15B

EUT: ATSC HD DIGITAL RECEIVER BOX M/N:HA2800
 Manufacturer: IBN
 Operating Condition: Running
 Test Site: 1#Shielding Room
 Operator: Alen
 Test Specification: L 120V/60Hz
 Comment: Report No:ATE20132275
 Start of Test: 10/25/2013 / 9:08:59AM

SCAN TABLE: "V 150K-30MHz fin"

Short Description: _SUB_STD_VTERM2 1.70
 Start Stop Step Detector Meas. IF Transducer
 Frequency Frequency Width Time Bandw.
 150.0 kHz 30.0 MHz 4.5 kHz QuasiPeak 1.0 s 9 kHz NSLK8126 2008
 Average



MEASUREMENT RESULT: "I-1025-V01_fin"

10/25/2013 9:11AM

Frequency MHz	Level dBμV	Transd dB	Limit dBμV	Margin dB	Detector	Line	PE
0.150600	50.30	10.5	66	15.7	QP	L1	GND
0.180957	45.50	10.5	64	18.9	QP	L1	GND
0.194439	45.70	10.5	64	18.1	QP	L1	GND

MEASUREMENT RESULT: "I-1025-V01_fin2"

10/25/2013 9:11AM

Frequency MHz	Level dBμV	Transd dB	Limit dBμV	Margin dB	Detector	Line	PE
0.150000	30.10	10.5	56	25.9	AV	L1	GND
0.195216	25.90	10.5	54	27.9	AV	L1	GND
0.259185	20.90	10.6	52	30.6	AV	L1	GND

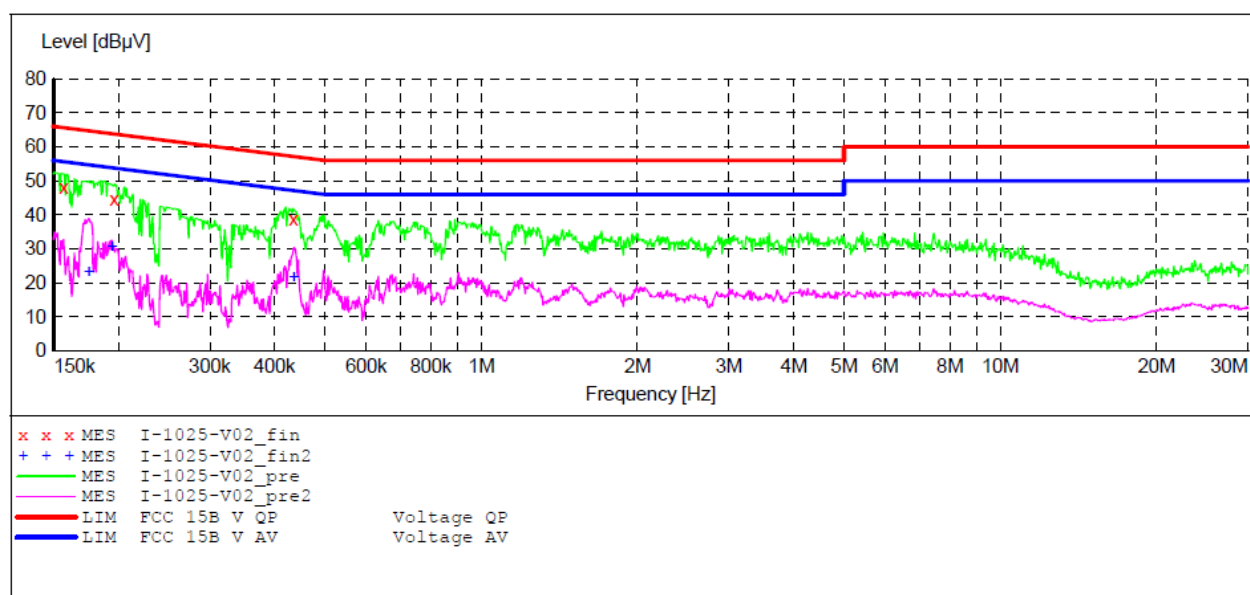
ACCURATE TECHNOLOGY CO., LTD**CONDUCTED EMISSION STANDARD FCC PART15B**

EUT: ATSC HD DIGITAL RECEIVER BOX M/N:HA2800
 Manufacturer: IBN
 Operating Condition: Running
 Test Site: 1#Shielding Room
 Operator: Alen
 Test Specification: N 120V/60Hz
 Comment: Report No:ATE20132275
 Start of Test: 10/25/2013 / 9:12:27AM

SCAN TABLE: "V 150K-30MHz fin"

Short Description: _SUB_STD_VTERM2 1.70

Start Frequency	Stop Frequency	Step Width	Detector	Meas. Time	IF Bandw.	Transducer
150.0 kHz	30.0 MHz	4.5 kHz	QuasiPeak	1.0 s	9 kHz	NSLK8126 2008
Average						

**MEASUREMENT RESULT: "I-1025-V02_fin"**

10/25/2013 9:15AM

Frequency MHz	Level dBμV	Transd dB	Limit dBμV	Margin dB	Detector	Line	PE
0.156734	48.30	10.5	66	17.3	QP	N	GND
0.195997	44.70	10.5	64	19.1	QP	N	GND
0.433769	38.90	10.7	57	18.3	QP	N	GND

MEASUREMENT RESULT: "I-1025-V02_fin2"

10/25/2013 9:15AM

Frequency MHz	Level dBμV	Transd dB	Limit dBμV	Margin dB	Detector	Line	PE
0.175269	23.30	10.5	55	31.4	AV	N	GND
0.194439	30.70	10.5	54	23.1	AV	N	GND
0.435504	21.40	10.7	47	25.7	AV	N	GND

12.ANTENNA REQUIREMENT

12.1.The Requirement

According to Section 15.203, an intentional radiator shall be designed to ensure that no antenna other than that furnished by the responsible party shall be used with the device.

12.2.Antenna Construction

Device is equipped with unique antenna, which isn't displaced by other antenna. Therefore, the equipment complies with the antenna requirement of Section 15.203.

Antenna

