26 dB RF Bandwidth & 99 % Occupied Bandwidth Measurement

Test Mode	Mode 2: IEEE 802.11a Continuous TX mode			
Frequency (MHz)	26 dB Bandwidth (MHz)		99 % Occupied Bandwidth (MHz)	
	Ant-0	Ant-1	Ant-0	Ant-1
5180	19.980	19.070	16.493	16.448
5200	35.150	32.220	17.769	17.055
5240	35.140	32.820	18.050	17.265

Test Mode	Mode 3: IEEE 802.11ac 20 MHz Continuous TX mode			
Frequency (MHz)	26 dB Bandwidth (MHz)		99 % Occupied Bandwidth (MHz)	
	Ant-0	Ant-1	Ant-0	Ant-1
5180	20.520	20.470	17.623	17.635
5200	35.530	32.580	18.245	18.099
5240	35.590	32.900	18.578	18.226

Test Mode	Mode 4: IEEE 802.11ac 40 MHz Continuous TX mode			
Frequency (MHz)	26 dB Bandwidth (MHz)		99 % Occupied Bandwidth (MHz)	
	Ant-0	Ant-1	Ant-0	Ant-1
5190	40.380	40.470	36.007	35.989
5230	49.450	45.240	36.151	36.077

Test Mode	Mode 5: IEEE 802.11ac 80 MHz Continuous TX mode			
Frequency (MHz)	26 dB Bandwidth (MHz)		99 % Occupied Bandwidth (MHz)	
	Ant-0	Ant-1	Ant-0	Ant-1
5210	83.520	83.290	75.729	75.643

Note: The 99 % occupied bandwidth not crossed 5250 MHz.

■ **Test Graphs**

Mode 2: IEEE 802.11a Continuous TX mode_ Ant-0	
5180 MHz	
5200 MHz	
5240 MHz	

Mode 3: IEEE 802.11ac 20 MHz Continuous TX mode_ ANT-0	
5180 MHz	
5200 MHz	
5240 MHz	

Mode 4: IEEE 802.11ac 40 MHz Continuous TX mode_ ANT-0	
5190 MHz	
5230 MHz	

Mode 5: IEEE 802.11ac 80 MHz Continuous TX mode_ ANT-0	
5210 MHz	

Mode 2: IEEE 802.11a Continuous TX mode_ Ant-1	
5180 MHz	
5200 MHz	
5240 MHz	

Mode 3: IEEE 802.11ac 20 MHz Continuous TX mode_ ANT-1	
5180 MHz	
5200 MHz	
5240 MHz	

Mode 4: IEEE 802.11ac 40 MHz Continuous TX mode_ ANT-1	
5190 MHz	
5230 MHz	

Mode 5: IEEE 802.11ac 80 MHz Continuous TX mode_ ANT-1	
5210 MHz	

6 dB RF Bandwidth Measurement

Test Mode	Mode 2: IEEE 802.11a Continuous TX mode		
Frequency (MHz)	ANT-0	ANT-1	Limit (kHz)
5745	16310	16330	≥ 500
5785	16080	16320	≥ 500
5825	16330	16340	≥ 500

Test Mode	Mode 3: IEEE 802.11ac 20 MHz Continuous TX mode		
Frequency (MHz)	ANT-0	ANT-1	Limit (kHz)
5745	17600	17280	≥ 500
5785	17590	17350	≥ 500
5825	17590	17360	≥ 500

Test Mode	Mode 4: IEEE 802.11ac 40 MHz Continuous TX mode		
Frequency (MHz)	ANT-0	ANT-1	Limit (kHz)
5755	35310	35160	≥ 500
5795	35170	35180	≥ 500

Test Mode	Mode 5: IEEE 802.11ac 80 MHz Continuous TX mode		
Frequency (MHz)	ANT-0	ANT-1	Limit (kHz)
5775	75800	75800	≥ 500

■ **Test Graphs**

Mode 2: IEEE 802.11a Continuous TX mode_ANT-0	
5745 MHz	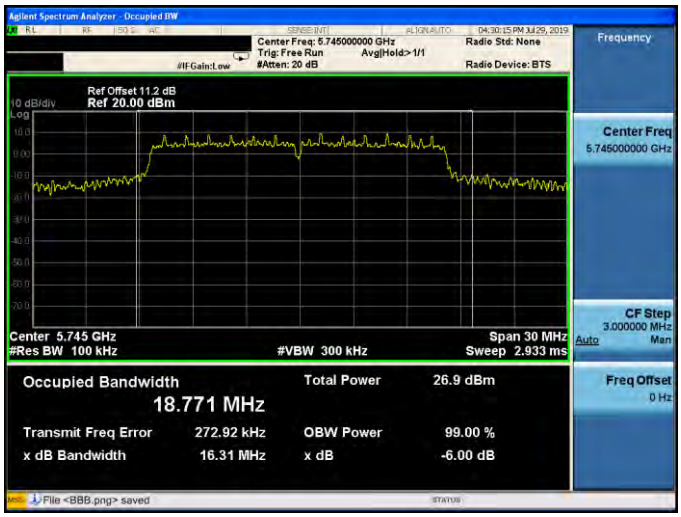
5785 MHz	
5825 MHz	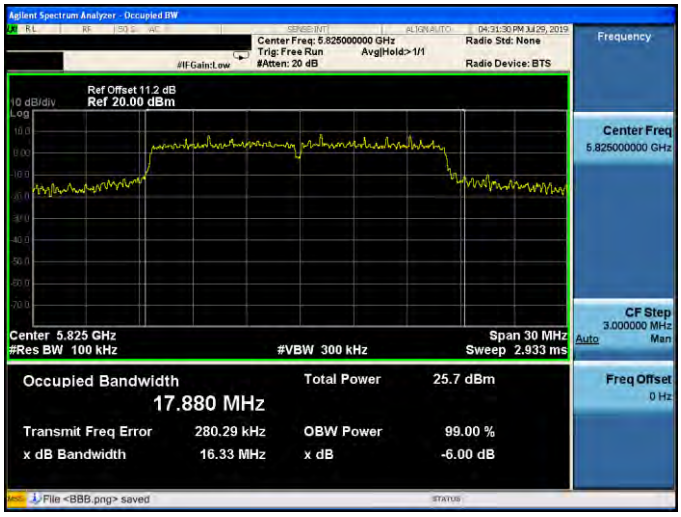

Mode 3: IEEE 802.11ac 20 MHz Continuous TX mode_ANT-0	
5745 MHz	
5785 MHz	
5825 MHz	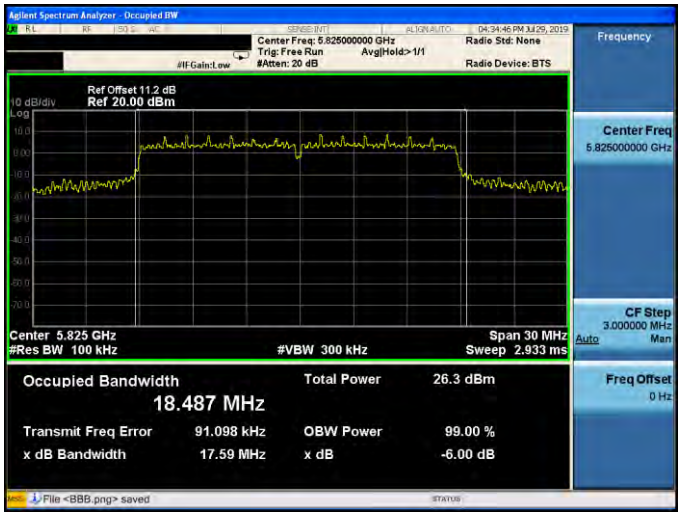

Mode 4: IEEE 802.11ac 40 MHz Continuous TX mode_ANT-0	
5755 MHz	
5795 MHz	

Mode 5: IEEE 802.11ac 80 MHz Continuous TX mode_ANT-0	
5775 MHz	

Mode 2: IEEE 802.11a Continuous TX mode_ANT-1	
5745 MHz	
5785 MHz	
5825 MHz	

Mode 3: IEEE 802.11ac 20 MHz Continuous TX mode_ANT-1	
5745 MHz	
5785 MHz	
5825 MHz	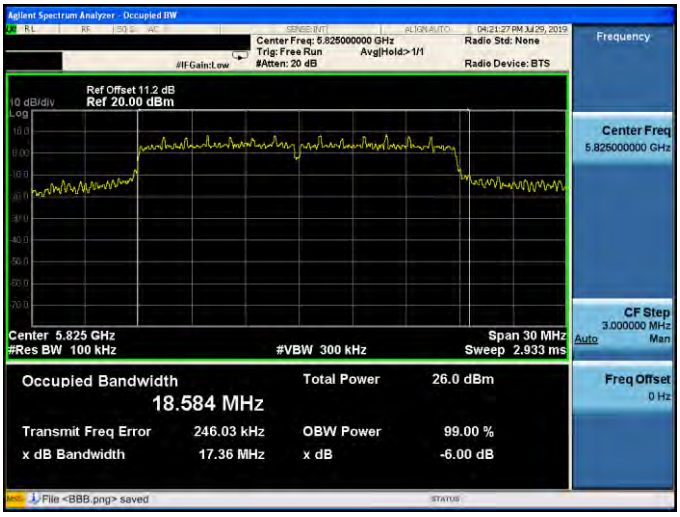

Mode 4: IEEE 802.11ac 40 MHz Continuous TX mode_ANT-1	
5755 MHz	
5795 MHz	

Mode 5: IEEE 802.11ac 80 MHz Continuous TX mode_ANT-1	
5775 MHz	

Maximum Power Spectral Density Measurement

Test Mode	Mode 2: IEEE 802.11a link mode			
Frequency (MHz)	ANT-0			
	Measurement (dBm/MHz)	Duty Factor (dB)	Calculated (dBm/MHz)	Limit (dBm/MHz)
5180	4.344	0.123	4.467	≤ 10.99
5200	7.919	0.123	8.042	
5240	7.725	0.123	7.848	
Frequency (MHz)	ANT-1			
	Measurement (dBm/MHz)	Duty Factor (dB)	Calculated (dBm/MHz)	Limit (dBm/MHz)
5180	3.392	0.123	3.515	≤ 10.99
5200	7.381	0.123	7.504	
5240	7.293	0.123	7.416	
Frequency (MHz)	ANT-0+1			
	Calculated (dBm/MHz)			Limit (dBm/MHz)
5180	7.027			≤ 10.99
5200	10.792			
5240	10.648			

Note: Method SA-2, Power density = measured result + 10 log(1/duty cycle) + Conversion ratio = measured result + duty factor.

Test Mode	Mode 2: IEEE 802.11a link mode			
Frequency (MHz)	ANT-0			
	Measurement (dBm/100 kHz)	Duty Factor (dB)	Calculated (dBm/500 kHz)	Limit (dBm/500 kHz)
5745	0.264	0.123	7.377	≤ 23.99
5785	-0.186	0.123	6.927	
5825	-0.202	0.123	6.911	
Frequency (MHz)	ANT-1			
	Measurement (dBm/100 kHz)	Duty Factor (dB)	Calculated (dBm/500 kHz)	Limit (dBm/500 kHz)
5745	0.446	0.123	7.559	≤ 23.99
5785	-0.275	0.123	6.838	
5825	-0.549	0.123	6.564	
Frequency (MHz)	ANT-0+1			
	Calculated (dBm/500 kHz)			Limit (dBm/500 kHz)
5745	10.479			≤ 23.99
5785	9.893			
5825	9.751			

Note: Method SA-2, Power density = measured result + 10 log(1/duty cycle) + Conversion ratio = measured result + duty factor.

Conversion ratio = 10*Log(500 k/100 k)

Test Mode	Mode 3: IEEE 802.11ac 20 MHz link mode			
Frequency (MHz)	ANT-0			
	Measurement (dBm/MHz)	Duty Factor (dB)	Calculated (dBm/MHz)	Limit (dBm/MHz)
5180	4.104	0.038	4.142	≤ 10.99
5200	7.722	0.038	7.760	
5240	7.757	0.038	7.795	
Frequency (MHz)	ANT-1			
	Measurement (dBm/MHz)	Duty Factor (dB)	Calculated (dBm/MHz)	Limit (dBm/MHz)
5180	3.187	0.038	3.225	≤ 10.99
5200	7.061	0.038	7.099	
5240	7.181	0.038	7.219	
Frequency (MHz)	ANT-0+1			
	Calculated (dBm/MHz)			Limit (dBm/MHz)
5180	6.718			≤ 10.99
5200	10.453			
5240	10.527			

Note: Method SA-2, Power density = measured result + 10 log(1/duty cycle) + Conversion ratio = measured result + duty factor.

Test Mode	Mode 3: IEEE 802.11ac 20 MHz link mode			
Frequency (MHz)	ANT-0			
	Measurement (dBm/100 kHz)	Duty Factor (dB)	Calculated (dBm/500 kHz)	Limit (dBm/500 kHz)
5745	0.398	0.038	7.426	≤ 23.99
5785	-0.192	0.038	6.836	
5825	-0.078	0.038	6.950	
Frequency (MHz)	ANT-1			
	Measurement (dBm/100 kHz)	Duty Factor (dB)	Calculated (dBm/500 kHz)	Limit (dBm/500 kHz)
5745	0.367	0.038	7.395	≤ 23.99
5785	-0.239	0.038	6.789	
5825	-0.172	0.038	6.856	
Frequency (MHz)	ANT-0+1			
	Calculated (dBm/500 kHz)			Limit (dBm/500 kHz)
5745	10.421			≤ 23.99
5785	9.823			
5825	9.914			

Note: Method SA-2, Power density = measured result + 10 log(1/duty cycle) + Conversion ratio = measured result + duty factor.

Conversion ratio = 10*Log(500 k/100 k)

Test Mode	Mode 4: IEEE 802.11ac 40 MHz link mode			
Frequency (MHz)	ANT-0			
	Measurement (dBm/MHz)	Duty Factor (dB)	Calculated (dBm/MHz)	Limit (dBm/MHz)
5190	-4.109	0.105	-4.004	≤ 10.99
5230	2.748	0.105	2.853	
Frequency (MHz)	ANT-1			
	Measurement (dBm/MHz)	Duty Factor (dB)	Calculated (dBm/MHz)	Limit (dBm/MHz)
5190	-5.353	0.105	-5.248	≤ 10.99
5230	2.036	0.105	2.141	
Frequency (MHz)	ANT-0+1			
	Calculated (dBm/MHz)			Limit (dBm/MHz)
5190	-1.572			≤ 10.99
5230	5.522			

Note: Method SA-2, Power density = measured result + 10 log(1/duty cycle) + Conversion ratio = measured result + duty factor.

Test Mode	Mode 4: IEEE 802.11ac 40 MHz link mode			
Frequency (MHz)	ANT-0			
	Measurement (dBm/100 kHz)	Duty Factor (dB)	Calculated (dBm/500 kHz)	Limit (dBm/500 kHz)
5755	-5.081	0.105	2.013	≤ 23.99
5795	-5.612	0.105	1.482	
Frequency (MHz)	ANT-1			
	Measurement (dBm/100 kHz)	Duty Factor (dB)	Calculated (dBm/500 kHz)	Limit (dBm/500 kHz)
5755	-4.535	0.105	2.559	≤ 23.99
5795	-5.982	0.105	1.112	
Frequency (MHz)	ANT-0+1			
	Calculated (dBm/500 kHz)			Limit (dBm/500 kHz)
5755	5.305			≤ 23.99
5795	4.312			

Note: Method SA-2, Power density = measured result + 10 log(1/duty cycle) + Conversion ratio = measured result + duty factor.

Conversion ratio = 10*Log(500 k/100 k)

Test Mode	Mode 5: IEEE 802.11ac 80 MHz link mode			
Frequency (MHz)	ANT-0			
	Measurement (dBm/MHz)	Duty Factor (dB)	Calculated (dBm/MHz)	Limit (dBm/MHz)
5210	-10.900	0.237	-10.663	≤ 10.99
Frequency (MHz)	ANT-1			
	Measurement (dBm/MHz)	Duty Factor (dB)	Calculated (dBm/MHz)	Limit (dBm/MHz)
5210	-11.611	0.237	-11.374	≤ 10.99
Frequency (MHz)	ANT-0+1			
	Calculated (dBm/MHz)			Limit (dBm/MHz)
5210	-7.994			≤ 10.99

Note: Method SA-2, Power density = measured result + 10 log(1/duty cycle) + Conversion ratio = measured result + duty factor.

Test Mode	Mode 5: IEEE 802.11ac 80 MHz link mode			
Frequency (MHz)	ANT-0			
	Measurement (dBm/100 kHz)	Duty Factor (dB)	Calculated (dBm/500 kHz)	Limit (dBm/500 kHz)
5775	-14.100	0.237	-6.874	≤ 23.99
Frequency (MHz)	ANT-1			
	Measurement (dBm/100 kHz)	Duty Factor (dB)	Calculated (dBm/500 kHz)	Limit (dBm/500 kHz)
5775	-14.306	0.237	-7.080	≤ 23.99
Frequency (MHz)	ANT-0+1			
	Calculated (dBm/500 kHz)			Limit (dBm/500 kHz)
5775	-3.965			≤ 23.99

Note: Method SA-2, Power density = measured result + 10 log(1/duty cycle) + Conversion ratio = measured result + duty factor.

Conversion ratio = 10*Log(500 k/100 k)

■ **Test Graphs**

Mode 2: IEEE 802.11a Continuous TX mode_ ANT-0	
5180 MHz	
5200 MHz	
5240 MHz	

Mode 2: IEEE 802.11a Continuous TX mode_ ANT-0	
5745 MHz	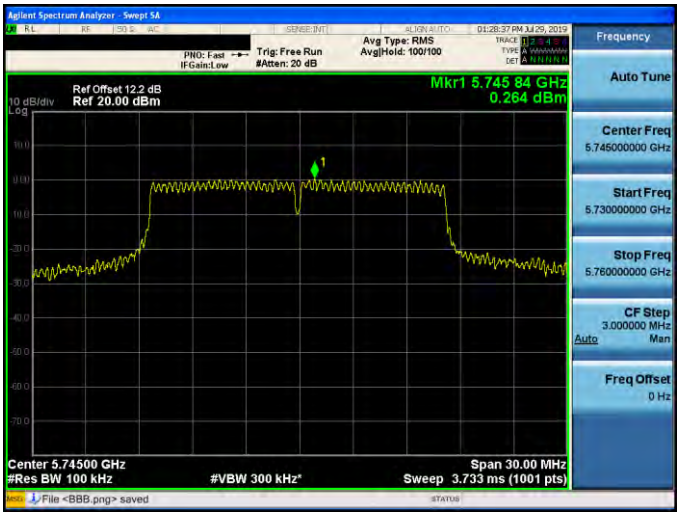
5785 MHz	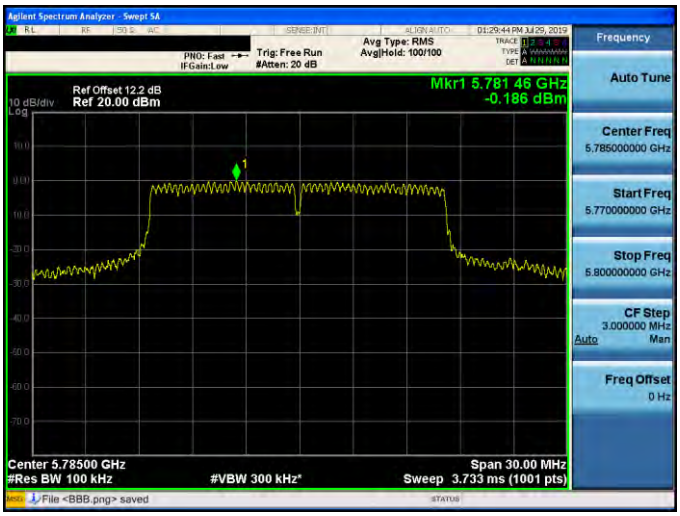
5825 MHz	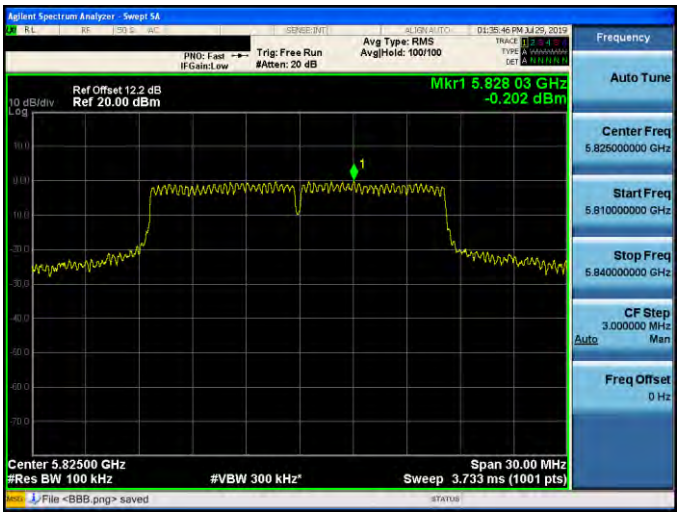

Mode 3: IEEE 802.11ac 20 MHz Continuous TX mode _ ANT-0	
5180 MHz	
5200 MHz	
5240 MHz	

Mode 3: IEEE 802.11ac 20 MHz Continuous TX mode _ ANT-0	
5745 MHz	
5785 MHz	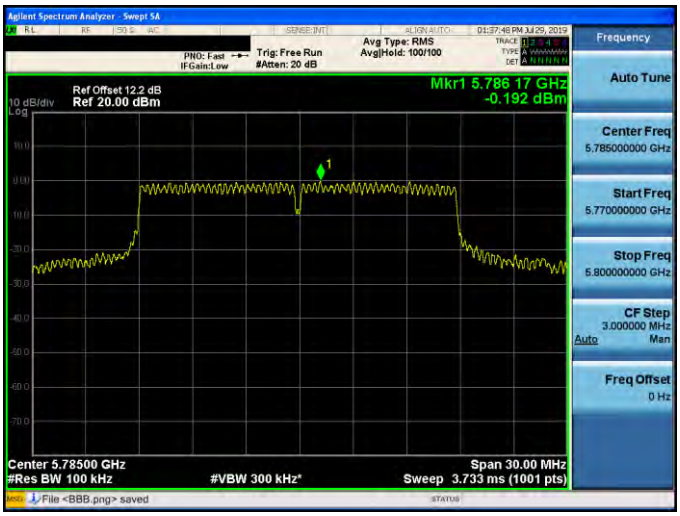
5825 MHz	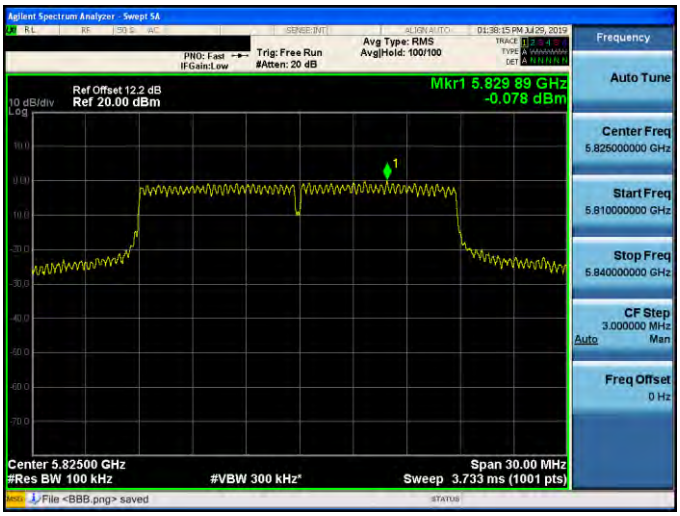

Mode 4: IEEE 802.11ac 40 MHz Continuous TX mode_ ANT-0	
5190 MHz	
5230 MHz	

Mode 4: IEEE 802.11ac 40 MHz Continuous TX mode_ ANT-0	
5755 MHz	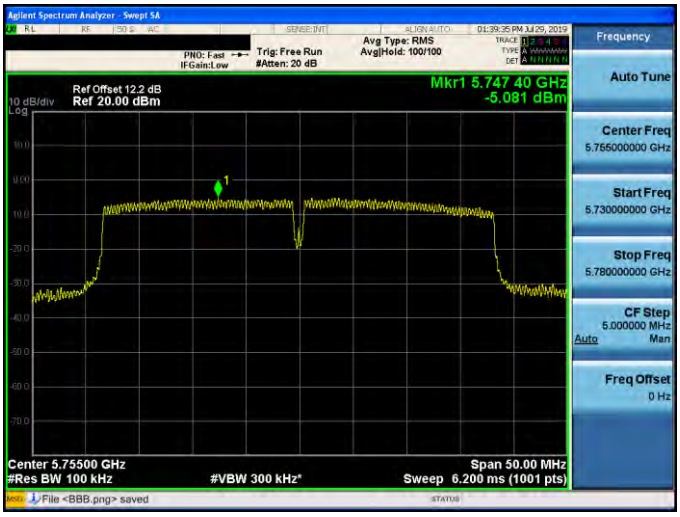
5795 MHz	

Mode 5: IEEE 802.11ac 80 MHz Continuous TX mode _ ANT-0	
5210 MHz	

Mode 5: IEEE 802.11ac 80 MHz Continuous TX mode _ ANT-0	
5775 MHz	

Mode 2: IEEE 802.11a Continuous TX mode_ ANT-1	
5180 MHz	
5200 MHz	
5240 MHz	

Mode 2: IEEE 802.11a Continuous TX mode_ ANT-1	
5745 MHz	
5785 MHz	
5825 MHz	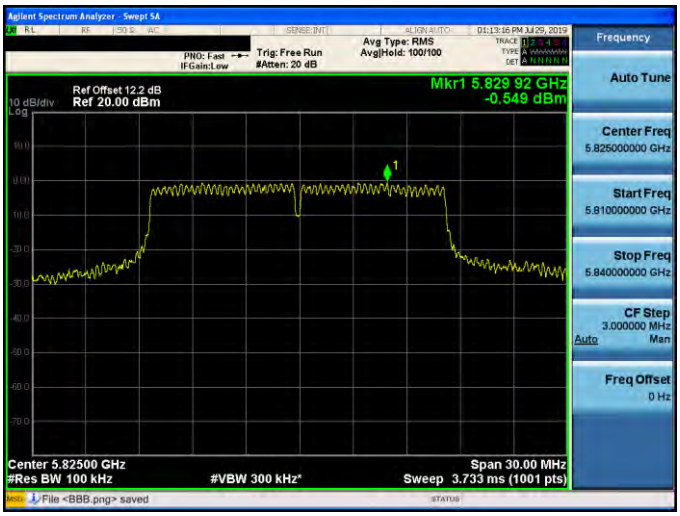

Mode 3: IEEE 802.11ac 20 MHz Continuous TX mode _ ANT-1	
5180 MHz	
5200 MHz	
5240 MHz	

Mode 3: IEEE 802.11ac 20 MHz Continuous TX mode _ ANT-1	
5745 MHz	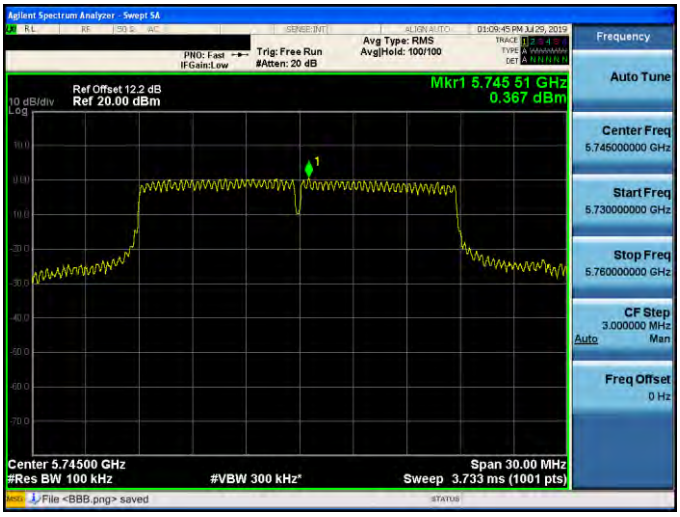
5785 MHz	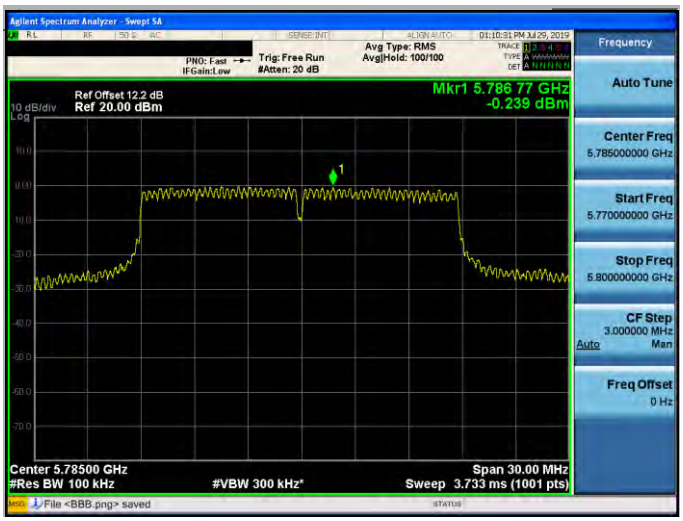
5825 MHz	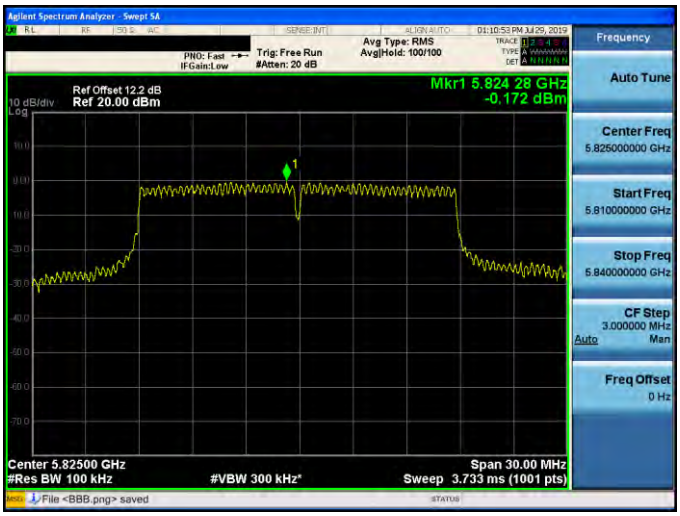

Mode 4: IEEE 802.11ac 40 MHz Continuous TX mode_ ANT-1	
5190 MHz	
5230 MHz	

Mode 4: IEEE 802.11ac 40 MHz Continuous TX mode_ ANT-1	
5755 MHz	
5795 MHz	

Mode 5: IEEE 802.11ac 80 MHz Continuous TX mode _ ANT-1	
5210 MHz	

Mode 5: IEEE 802.11ac 80 MHz Continuous TX mode _ ANT-1	
5775 MHz	

---- END----