

Installation Guide for the GBInSAR LISAMOBILE system

REV. 2.6

9					
8					
7					
6	12 June 2014	Revision minor changes	CR	IB	DL
5	21 May 2014	Revision minor changes	DL	CR	CR
4	16 May 2014	Revision	DL	CR	CR
3	10 April 2014	Revision	IB	DL	CR
2	01 July 2013	Revision	CR	CR	DL
1	01 December 2010	Revision	IB	DL	CR
0	10 February 2010	Emission	IB	CR	LG
Rev.	Date:	Note:	Written by:	Checked by:	Approved by:

© Ellegi srl, 2009 - 2014. All Rights Reserved.

Via Petrarca, 55 • 22070 Rovello Porro CO Italy

ellegi srl c.so magenta, 12 milano sede operativa via petrarca 55 rovello porro co	Subject:	Installation Guide - LISAMOBILE					Creation date:	2010-02-10
	Customer Ref.:	-	Int. Ref.:	IB	Rev.:	06	Rev. date:	2014-06-12
	File:	Installation Guide - LISAMOBILE_rev2.6.doc	Special note:	Confidential			Page:	2 of 43

Status: Confidential, Public

Index

Index	3
Licence Agreement	5
Glossary	9
Installation guide for the GBInSAR LISAMOBILE System	11
Introduction	11
Warnings	11
Builder	12
System's data	12
Important security information	12
Using the LISAMOBILE system	13
Avoid water and damp environments	13
Fixing the LISAMOBILE system	13
Avoid eye straining	13
Glass components	14
Exposition to radiofrequency energy	14
More information	14
Radio frequency interference	14
Vehicles	14
Electronic devices	15
Medical devices	15
Important information on the use and handling of the LISAMOBILE system	15
Trasporting the LISAMOBILE system	15
Using plugs and sockets	15
Keep the LISAMOBILE system into a controlled temperatures range	15
Information on the waste disposal and recycling	16
European Community Compliance Statement	16
System components	16

ellegi srl c.so magenta, 12 milano sede operativa via petrarca 55 rovello porro co	Subject:	Installation Guide - LISAMOBILE					Creation date:	2010-02-10
	Customer Ref.:	-	Int. Ref.:	IB	Rev.:	06	Rev. date:	2014-06-12
	File:	Installation Guide - LISAMOBILE_rev2.6.doc	Special note:	Confidential			Page:	3 of 43

Status: Confidential, Public

System components main features	18
Mounting the GBInSAR LISAMOBILE system	22
Connecting to the GBInSAR LISAMOBILE system	30
Changing the GBInSAR LISAMOBILE system antennas	30
Maintenance operations	32
Declaration of conformity regarding the directives RoHS 2002/95/CE and WEEE 2002/96/CE	37
CE Marking	37
Declarations and notices regarding the FCC-IC directives	38
Technical data	40
Contacts, Warnings and Legals	42
WARNING	42
CONFIDENTIALITY	42

ellegi srl c.so magenta, 12 milano sede operativa via petrarca 55 rovello porro co	Subject:	Installation Guide - LISAMOBILE					Creation date:	2010-02-10
	Customer Ref.:	-	Int. Ref.:	IB	Rev.:	06	Rev. date:	2014-06-12
	File:	Installation Guide - LISAMOBILE_rev2.6.doc	Special note:	Confidential			Page:	4 of 43

Status: Confidential, Public

Licence Agreement

IMPORTANT, READ CAREFULLY.

UNLESS IT IS SUPERSEDED BY A SIGNED LICENSE AGREEMENT BETWEEN YOU AND ELLEGI SRL, ELLEGI SRL IS WILLING TO LICENSE THE SOFTWARE, DATA, OR DOCUMENTATION TO YOU ONLY ON THE CONDITION THAT YOU ACCEPT ALL OF THE TERMS AND CONDITIONS CONTAINED IN THIS ELLEGI SRL LICENSE AGREEMENT.

PLEASE READ THE TERMS AND CONDITIONS CAREFULLY. THE SOFTWARE, DATA, OR DOCUMENTATION WILL NOT BEGIN DOWNLOADING TO OR INSTALL ONTO YOUR COMPUTER SYSTEM UNTIL YOU HAVE MANIFESTED YOUR ASSENT TO THE TERMS AND CONDITIONS OF THE ELLEGI SRL LICENSE AGREEMENT BY CLICKING "I accept the License Agreement".

IF YOU DO NOT AGREE TO THE TERMS AND CONDITIONS AS STATED, THEN ELLEGI SRL IS UNWILLING TO LICENSE THE SOFTWARE, DATA, OR DOCUMENTATION TO YOU AND YOU SHOULD CLICK "I do not accept the License Agreement", IN WHICH EVENT, THE SOFTWARE, DATA, OR DOCUMENTATION WILL NOT BE DOWNLOADED TO OR INSTALLED ONTO YOUR COMPUTER SYSTEM.

ELLEGI SRL LICENSE AGREEMENT

Software: MAIN LISAMOBILE . Any versions.

This ELLEGI SRL License Agreement (hereinafter referred to as "License Agreement") is between you ("Licensee") and

Ellegi srl ("ELLEGI SRL"),
c.so magenta 12 I-20123 milano Italy
c.f. /p. i.v.a. IT05903450962 iscr. reg. impr. di milano, r.e.a 1857197
Operative and administrative headquarters:
via xx settembre, 34 I-20025 legnano mi Italy

ARTICLE 1.DEFINITIONS

Definitions.As used herein, the following words, phrases, or terms in this License Agreement shall have the following meanings:

(a) "Data" means any ELLEGI SRL or third party data vendor(s) digital data set(s) including, but not limited to, geographic, vector data, raster, reports, or associated tabular attributes in ELLEGI SRL software compatible format(s) supplied under this License Agreement.

(b) "Documentation" means all of the printed and digital materials including, but not limited to, user documentation, training documentation, or technical information and briefings supplied under this License Agreement.

(c) "License Manager" means the nondestructive license management software program or hardware key, or similar copy protection mechanism, which controls the distribution of the licensed number of Software copies to requesting end user(s) of Licensee.

(d) "Software" means the actual copy of all or any portion of ELLEGI SRL's proprietary software technology, computer software code, components, dynamic link libraries (DLLs), and programs delivered on any media, including, but not limited to, alpha, beta, prerelease, restricted version(s), or final commercial release provided in source, object, or executable code format(s), inclusive of backups, updates, service packs, sample code or merged copies permitted hereunder or subsequently supplied under this License Agreement.

ARTICLE 2.INTELLECTUAL PROPERTY RIGHTS AND RESERVATION OF OWNERSHIP

The Software, Data, and Documentation are owned by ELLEGI SRL and its licensor(s) and are protected by Italian laws and applicable international laws, treaties, and conventions regarding intellectual property or proprietary rights inclusive of trade secrets. ELLEGI SRL and its licensor(s) retain all rights, title, and ownership not granted herein to all copies of the Software, Data, and Documentation licensed under this License Agreement. From the date of receipt, licensee agrees to use reasonable effort to protect the Software, Data, and Documentation from unauthorized use, reproduction, distribution, or publication. All rights not specifically granted in this License Agreement are reserved to ELLEGI SRL and its licensor(s).

ARTICLE 3.GRANT OF LICENSE

ellegi srl c.so magenta, 12 milano sede operativa via petrarca 55 rovello porro co	Subject:	Installation Guide - LISAMOBILE					Creation date:	2010-02-10
	Customer Ref.:	-	Int. Ref.:	IB	Rev.:	06	Rev. date:	2014-06-12
	File:	Installation Guide - LISAMOBILE_rev2.6.doc	Special note:	Confidential			Page:	5 of 43

Status: Confidential, Public

3.1 Grant of License. In consideration of the mutual promises and covenants provided herein and for other good and valuable consideration, and conditioned upon compliance with all of the terms and conditions set forth in this License Agreement including, but not limited to, Article 4, ELLEGI SRL grants to Licensee a personal, nonexclusive, nontransferable license to

- (a) Use the Software, Data, and Documentation as a single package for Licensee's own internal use only; and
- (b) Access and use any secure ELLEGI SRL Web site resources made available to Licensee for Licensee's internal use only, provided that Licensee follows ELLEGI SRL's terms of use policy specified therein. All password or controlled access information provided by ELLEGI SRL or its authorized distributor shall be treated as ELLEGI SRL confidential information.

3.2 Commercial Application Service Provider. Use of ELLEGI SRL Software, Data, or Documentation in a commercial Application Service Provider (ASP) business model is subject to execution of a written ASP license agreement and the payment of the appropriate additional license fees. For purposes of this License Agreement, a commercial ASP means a Licensee who uses ELLEGI SRL Software, Data, or Documentation for a site or service, operates the site or the service for a profit, and generates revenue by charging for access to the site or service (by selling data, pay-per-view, subscription fee, or similar means).

ARTICLE 4. SCOPE OF USE

4.1 Permitted Uses

(a) Licensee may (i) install and store copies onto electronic storage device(s) and (ii) only use the Software, Data, and Documentation as "Concurrent use license". This license permits execution of the Software on any computer on the network. The number of simultaneous/concurrent users may be controlled by a License Manager to access and use the Software, Data, or Documentation.

Scope of Use and in accordance with the licensed configuration provided at the time of order, Software registration, or License Manager issuance.

(b) Licensee may make one (1) copy of the Software, Data, and Documentation for archival purposes during the term of this License Agreement. Additionally, Licensee may make routine computer backups and implement a redundant Software installation for failover operations during the period the primary site is not operational. The redundant Software installation shall remain dormant except for system maintenance and updating of databases while the primary site is operational.

(c) Excluding ELLEGI SRL GBInSAR Radar Data and unless there is a statement to the contrary in the data, Licensee may use, copy, reproduce, publish, publicly display, or redistribute map images derived from ELLEGI SRL GBInSAR Radar Data in hard-copy or static, electronic formats (i.e., .gif, .tif, etc.) provided that Licensee affixes an attribution statement to the map images acknowledging ELLEGI SRL or its licensors as the source of the portion(s) of such Data displayed, printed, or plotted. The ELLEGI SRL branded Data shall not be used separately from ELLEGI SRL Software.

4.2 Uses Not Permitted

(a) Licensee shall not sell; rent; lease; sublicense; lend; assign; time-share; or act as a service bureau or Application Service Provider (ASP) that allows third party access to the Software, Data, and Documentation except as provided herein; or transfer, in whole or in part, access to prior or present versions of the Software, Data, or Documentation, any updates, or Licensee's rights under this License Agreement.

(b) Licensee shall not redistribute the Software registration number/license authorization file(s) or Hardware.

(c) Licensee shall not redistribute the Software, in whole or in part, including, but not limited to, extensions, components, or DLLs without the prior written approval of ELLEGI SRL as set forth in an appropriate redistribution license agreement.

(d) Licensee shall not reverse engineer, decompile, or disassemble the Software, Data, or Documentation, except to the extent that such activity is expressly permitted by applicable law notwithstanding this restriction in order to protect ELLEGI SRL and its licensor(s) trade secrets and proprietary information contained in the Software, Data, or Documentation.

(e) Licensee shall not make any attempt to circumvent the technological measure(s) (e.g., License Manager, etc.) that controls access to or use of the Software, Data, and Documentation, except to the extent that such activity is expressly permitted by applicable law notwithstanding this restriction.

(f) Licensee shall not use the Software to transfer or exchange any material where such transfer or exchange is prohibited by copyright or any other law.

(g) Licensee shall not remove or obscure any ELLEGI SRL or its licensor(s) patent, copyright, trademark, or proprietary rights notices contained in or affixed to the Software, Data, or Documentation.

(h) After a reasonable transition period for updating to the most current version of the Software, Licensee shall cease using all prior version(s) of the Software that Licensee has elected to update to the most current version(s) of the Software. When the transition to the most current version(s) of the Software is complete, the quantity of Software licenses in use by Licensee at any given time shall not exceed the total quantity licensed by ELLEGI SRL in accordance with the licensed configuration on file with ELLEGI SRL Customer Service or ELLEGI SRL's authorized distributor.

- (i) With the exception of Server Software application licenses for which such licensed use are contemplated, Licensee shall not provide access to or allow affiliates or other third parties to use the Software, Data, or Documentation in a distributed computing environment.
- (ii) Licensee may not distribute or post Data, reports, or other output from ELLEGI SRL Software or Data or services on the Internet without the express written consent of ELLEGI SRL.

ARTICLE 5. MAINTENANCE

Maintenance consists of Software, Data, or Documentation updates and access to technical support and other benefits specified in the most current applicable ELLEGI SRL or its distributor's Support Services Policy.

ARTICLE 6. TERM AND TERMINATION

ellegi srl c.so magenta, 12 milano sede operativa via petrarca 55 rovello porro co	Subject:	Installation Guide - LISAMOBILE					Creation date:	2010-02-10
	Customer Ref.:	-	Int. Ref.:	IB	Rev.:	06	Rev. date:	2014-06-12
	File:	Installation Guide - LISAMOBILE_rev2.6.doc	Special note:	Confidential			Page:	6 of 43

Status: Confidential, Public

The license granted to Licensee by this License Agreement shall commence upon the acceptance of this License Agreement and shall continue until such time that (i) Licensee elects in writing to discontinue use of the Software, Data, or Documentation and terminates this License Agreement or (ii) either party terminates this License Agreement for a material breach that is not cured within ten (10) days of written notice to the other party, except that termination is immediate for a material breach of a nature that it is impossible to cure. Upon termination of this License Agreement, Licensee shall uninstall, remove, and destroy all Software, Data, and Documentation, and any whole or partial copies, modifications, or merged portions in any form and execute and deliver evidence of such deinstallation and destruction to ELLEGI SRL or its authorized distributor.

ARTICLE 7.LIMITED WARRANTIES AND DISCLAIMERS

7.1 Limited Warranties. For a period of ninety (90) days from the later of the date of keycode issuance or date of delivery of the Software, Data, or Documentation to Licensee, ELLEGI SRL represents and warrants that (i) the unmodified Software will substantially conform to the published Documentation and (ii) the media upon which the Software, Data, and Documentation is provided will be free from defects in materials and workmanship under normal use and service.

7.2 Data Disclaimer. If included under this License Agreement, the Data has been obtained from sources believed to be reliable, but its accuracy and completeness are not guaranteed. The Data may contain some nonconformities, defects, errors, or omissions. ELLEGI SRL AND ITS LICENSOR(S) MAKE NO WARRANTY WITH RESPECT TO THE DATA. Without limiting the generality of the preceding sentence, ELLEGI SRL and its licensor(s) do not warrant that the Data will meet Licensee's needs or expectations, the use of the Data will be uninterrupted, or that all nonconformities can or will be corrected. ELLEGI SRL and its licensor(s) are not inviting reliance on this Data, and Licensee should always verify actual Data including, but not limited to, map, spatial, raster, and tabular information.

7.3 High Risk Activities

(a) The Software, Data, and Documentation are not fault-tolerant and are not designed, manufactured, or intended for use or resale for insurance underwriting or with critical health and safety or online control equipment in hazardous environments that require fail-safe performance, such as in the operation of nuclear facilities, aircraft navigation or communication systems, air traffic control, emergency response, terrorism prevention or response, life support, or weapons systems ("High Risk Activities"). ELLEGI SRL SPECIFICALLY DISCLAIMS ANY EXPRESS OR IMPLIED WARRANTY OF FITNESS FOR HIGH RISK ACTIVITIES.

(b) To the extent permitted by law, Licensee agrees to indemnify, defend, and hold ELLEGI SRL, its officers, directors, employees, agents, subcontractors, licensors, successors, and assigns harmless from and against any and all liability, losses, claims, expenses (including attorneys' fees), demands, or damages of any kind, including direct, indirect, special, punitive, incidental, or consequential damages, arising out of or in any way connected with Licensee's use or permitting the use by others of the Software, Data, and vendor's hardware for High Risk Activities. Delivery of the Software, Data, and vendor's hardware does not constitute a waiver of the rights and obligations set forth in this Article.

7.4 General Disclaimer. EXCEPT FOR THE ABOVE EXPRESS LIMITED WARRANTIES, ELLEGI SRL DISCLAIMS ALL OTHER WARRANTIES OF ANY KIND, EITHER EXPRESS OR IMPLIED, INCLUDING, BUT NOT LIMITED TO, THE IMPLIED WARRANTIES OF MERCHANTABILITY, FITNESS FOR A PARTICULAR PURPOSE, NONINTERFERENCE, SYSTEM INTEGRATION, AND NONINFRINGEMENT. ELLEGI SRL DOES NOT WARRANT THAT THE SOFTWARE, DATA, OR DOCUMENTATION WILL MEET LICENSEE'S NEEDS, OR THAT LICENSEE'S OPERATION OF THE SAME WILL BE UNINTERRUPTED OR ERROR FREE, OR THAT ALL NONCONFORMITIES CAN OR WILL BE CORRECTED.


7.5 Exclusive Remedy. Licensee's exclusive remedy and ELLEGI SRL's entire liability for breach of the limited warranties set forth in this Article 7 shall be limited, at ELLEGI SRL's sole discretion, to (i) replacement of any defective media; (ii) repair, correction, or a work-around for the Software subject to the ELLEGI SRL Support Services Policy; or (iii) return of the license fees paid by Licensee for the Software, Data, or Documentation that does not meet ELLEGI SRL's Limited Warranty, provided that Licensee uninstalls, removes, and destroys all copies of the Software, Data, or Documentation and executes and delivers evidence of such deinstallation and destruction to ELLEGI SRL or its authorized distributor.

ARTICLE 8.LIMITATION OF LIABILITY

8.1 Disclaimer of Certain Types of Liability. IN NO EVENT SHALL ELLEGI SRL OR ITS LICENSOR(S) BE LIABLE TO LICENSEE FOR COSTS OF PROCUREMENT OF SUBSTITUTE GOODS OR SERVICES; LOST PROFITS; LOST SALES OR BUSINESS EXPENDITURES; INVESTMENTS; OR COMMITMENTS IN CONNECTION WITH ANY BUSINESS, LOSS OF ANY GOODWILL, OR FOR ANY INDIRECT, SPECIAL, INCIDENTAL, OR CONSEQUENTIAL DAMAGES ARISING OUT OF OR RELATED TO THIS LICENSE AGREEMENT OR USE OF THE SOFTWARE, DATA, OR DOCUMENTATION, HOWEVER CAUSED, ON ANY THEORY OF LIABILITY, AND WHETHER OR NOT ELLEGI SRL OR ITS LICENSOR(S) HAS BEEN ADVISED OF THE POSSIBILITY OF SUCH DAMAGE. THESE LIMITATIONS SHALL APPLY NOTWITHSTANDING ANY FAILURE OF ESSENTIAL PURPOSE OF ANY LIMITED REMEDY.

8.2 General Limitation of Liability. INFRINGEMENT INDEMNITY, IN NO EVENT WILL ELLEGI SRL'S TOTAL CUMULATIVE LIABILITY HEREUNDER, FROM ALL CAUSES OF ACTION OF ANY KIND, INCLUDING, BUT NOT LIMITED TO, CONTRACT, TORT (INCLUDING NEGLIGENCE), STRICT LIABILITY, BREACH OF WARRANTY, MISREPRESENTATION, OR OTHERWISE, EXCEED THE AMOUNTS PAID TO ELLEGI SRL BY LICENSEE FOR SOFTWARE, DATA, OR DOCUMENTATION PURSUANT TO THIS LICENSE AGREEMENT.

8.3 Applicability of Disclaimers and Limitations. Licensee agrees that the limitations of liability and disclaimers set forth in this License Agreement will apply regardless of whether Licensee has accepted the Software, Data, or Documentation or any other product or service delivered by ELLEGI SRL. The parties agree that ELLEGI SRL has set its prices and entered into this License Agreement in reliance upon the disclaimers and limitations set forth herein, that the same reflect an allocation of risk between the

 c.so magenta, 12 milano sede operativa via petrarca 55 rovello porro co	Subject:	Installation Guide - LISAMOBILE					Creation date:	2010-02-10
	Customer Ref.:	-	Int. Ref.:	IB	Rev.:	06	Rev. date:	2014-06-12
	File:	Installation Guide - LISAMOBILE_rev2.6.doc	Special note:	Confidential			Page:	7 of 43

Status: Confidential, Public

parties (including the risk that a contract remedy may fail of its essential purpose and cause consequential loss), and that the same form an essential basis of the bargain between the parties.

ARTICLE 9.GENERAL PROVISIONS

9.1 Taxes and Fees, Shipping Charges. License fees quoted to Licensee are exclusive of any and all taxes or fees including, but not limited to, sales tax, use tax, value-added tax (VAT), customs, duties, or tariffs, and shipping and handling charges.

9.2 No Implied Waivers. The failure of either party to enforce any provision of this License Agreement shall not be deemed a waiver of the provisions or of the right of such party thereafter to enforce that or any other provision.

9.3 Severability. The parties mutually agree that if any provision of this License Agreement is held to be unenforceable for any reason, such provision shall be reformed only to the extent necessary to make the intent of the language enforceable.

9.4 Successor and Assigns. Licensee shall not assign, sublicense, or transfer Licensee's rights or delegate its obligations under this License Agreement without ELLEGI SRL's prior written consent, and any attempt to do so without consent shall be void. This License Agreement shall be binding upon the respective successors and assigns of the parties to this License Agreement.

9.5 Survival of Terms. The provisions of Articles 6, 7, 8, and 9 of this License Agreement shall survive the expiration or termination of this License Agreement for any reason.

9.6 Equitable Relief. Licensee agrees that any breach of this License Agreement by Licensee may cause irreparable damage and that, in the event of such breach, in addition to any and all remedies at law, ELLEGI SRL shall have the right to seek an injunction, specific performance, or other equitable relief in any court of competent jurisdiction to prevent violation of these terms and without the requirement of posting a bond or undertaking or proving injury as a condition for relief.

9.7 Governing Law

This License Agreement shall be governed by and construed in accordance with the laws of the State of Italy without reference to conflict of laws principles. This License Agreement constitutes the sole and entire License Agreement of the parties as to the subject matter set forth herein and supersedes any previous License Agreements, understandings, and arrangements between the parties relating to such subject matter, and any terms on Licensee's purchase orders. Any modification(s) or amendment(s) to this License Agreement must be in writing and signed by an authorized representative of each party.

ellegi srl c.so magenta, 12 milano sede operativa via petrarca 55 rovello porro co	Subject:	Installation Guide - LISAMOBILE					Creation date:	2010-02-10
	Customer Ref.:	-	Int. Ref.:	IB	Rev.:	06	Rev. date:	2014-06-12
	File:	Installation Guide - LISAMOBILE_rev2.6.doc	Special note:	Confidential			Page:	8 of 43

Status: Confidential, Public

Glossary

Azimuth	Calculated distance of the back scattered electromagnetic signal from a point of the target area. It is the projection of the position of the point along the system's linear positioner longitudinal direction.
Back scattering	Signal reflected by an object hit by a radar impulse.
Displacement/deformation maps	Large scale and detailed extended areal graphical representations of the movements and/or displacements of the target.
Frequency	The number of times in which a periodical phenomenon happens in the unit of time.
Interferogram	Complex image resulting from the complex conjugated product of two radar images. Represented in phase, provide information related to the movements happened during the time interval between two acquisitions.
JRC	Joint Research Centre. European Commission research centre.
Line of sight	Line or direction joining two points. It joins the point in which is located the system to a specific point under observation located in the target area.
LiSA	Linear Synthetic Aperture radar. The system is able to measure the behavior and the damage of structures, such as ground displacement typical of landslide activity. Such a system uses a ground based interferometric sensor (GBInSAR) based on the technique of synthetic radar aperture, completed and integrated by specific software packages, developed for this purpose, to purchase, process and analyze data collected from the sensor.
LiSALab (technology)	Derivative technology developed by Ellegi srl on the basis of the original LiSA and of the GBInSAR LiSALab sensor. This technology belongs exclusively to Ellegi srl.
Microwaves	Electromagnetic waves with a wave length between 25mm and 600mm.

ellegi srl c.so magenta, 12 milano sede operativa via petrarca 55 rovello porro co	Subject:	Installation Guide - LISAMOBILE					Creation date:	2010-02-10
	Customer Ref.:	-	Int. Ref.:	IB	Rev.:	06	Rev. date:	2014-06-12
	File:	Installation Guide - LISAMOBILE_rev2.6.doc	Special note:	Confidential			Page:	9 of 43

Status: Confidential, Public

Power or Phase images	Each pixels of a complex image representing a part (or cell) of the region in which the raw data are focalized. It can be associated to information related to the reflected signals from everything contained in the cell; therefore there are available two ways to represent the same image, in power and in phase. The first one provide an indication on the intensity level of the back scattered signals, the second one on its phase.
Radiometric amplitude	Intensity level of irradiated energy.
Range	Distance calculated by means of the signal "time of flight" and assuming that the electromagnetic waves have a speed equal to the light (3×10^8 m/s). It gives the distance of a point of the target area perpendicular to the system's linear positioner longitudinal direction.
SAR	Synthetic Aperture Radar. Radar antenna whose dimension is simulated to be bigger than the real one, sampling the antenna signals when it is in movement. This technique is useful to increase spatial resolution.
Signal to noise ratio	Shortened in 'S/N ratio'. It is the ratio between useful signal measured and the present background noise signal.
Scan frequency	Coherent emission and receiving of a frequency band in discrete packets.
Scatterometer	Scatterometer is a radar able to measure the capability of objects to reflect the electromagnetic energy that hits them.
Spatial resolution	In radar technology, it is the dimension of a measuring cell (pixel). Two objects of dimensions smaller than cell's ones have to belong to two different cells to be discriminated and/or measured.

ellegi srl c.so magenta, 12 milano sede operativa via petrarca 55 rovello porro co	Subject:	Installation Guide - LISAMOBILE					Creation date:	2010-02-10
	Customer Ref.:	-	Int. Ref.:	IB	Rev.:	06	Rev. date:	2014-06-12
	File:	Installation Guide - LISAMOBILE_rev2.6.doc	Special note:	Confidential			Page:	10 of 43

Status: Confidential, Public

Installation guide for the GbInSAR LISAMOBILE System

Introduction

The GbInSAR LISAMOBILE system is a ground based interferometric synthetic aperture radar system, designed and developed for monitoring applications as for the ground displacement monitoring and for the structure deformation measurements.

This installation guide aims to describe the main components of the system, the installation procedure, the setting of the system and some recommendations for the use and maintenance.

For a detailed explanation of the GbInSAR LISAMOBILE system functioning and of the GbInSAR LiSALab technology please refer to the provided technical relation and to the software user's guide "User's Guide - Main LiSA Mobile".

WARNINGS

- Precautions to be taken when installing or moving. Heavy equipment.
- Do not overload the linear positioner. Avoid torsional stress.
- Avoid prolonged exposure to heavy atmosphere agents.
- Avoid damage. Always use appropriate tools and follow the mounting & maintenance procedures.
- Pay attention to moving parts. Do not rest objects on the axis.
- It is forbidden the use in technical and/or logistical conditions where Ellegi srl has not guaranteed for the system correct functioning.
- Each component of the LISAMOBILE is labeled with its model number and serial number.
- It is recommended to use shock proof transport boxes in order to avoid damages to the system components during their transportations.

Warnings

This installation guide contains important informations on the product and for the operators' security, the management, the waste disposal, the recycle and the directives for the use of the LISAMOBILE system. Before using the LISAMOBILE system it is recommended to carefully read all the following security information and the instructions on its functioning.

ellegi srl c.so magenta, 12 milano sede operativa via petrarca 55 rovello porro co	Subject:	Installation Guide - LISAMOBILE					Creation date:	2010-02-10
	Customer Ref.:	-	Int. Ref.:	IB	Rev.:	06	Rev. date:	2014-06-12
	File:	Installation Guide - LISAMOBILE_rev2.6.doc	Special note:	Confidential			Page:	11 of 43

Status: Confidential, Public

Builder

Ellegi Srl

c.so magenta, 12 I-20123 milano

c.f. /p. i.v.a. IT05903450962 iscr. reg. impr. di milano, r.e.a 1857197

Operative and administrative headquarters:

via petrarca, 55 I-22070 Rovello Porro CO

System's data

Device: Ground Based Interferometric Synthetic Aperture Radar (GBInSAR).

Technology: LiSALab (© & ™). The LiSALab technology belongs exclusively to the Ellegi srl company. Such a technology is licenced to be used but not reselled according to the licence contract. Ellegi srl reserves itself all the rights not expressly granted.

Model: LISAMOBILE

Use: Interferometric measurements for the superficial displacements monitoring of terrain and structures. Interferometric measurements for the continuous environmental monitoring of catastrophic events in emergency situations

Important security information

The data and the information collected by the LISAMOBILE system are designed to be used only by experienced professionals. These data can never substitute the professional knowledge of their users.

The people that will use these data and information are responsible of their supervision, management and control. This responsibility includes the choice of the appropriate uses for these data and information in order to obtain the desired results. The users of these data and information are also responsible of evaluating the appropriateness of independent procedures for the reliability and accuracy examination of their eventual interpretations and uses.

Warning: the misobserving of these security instructions may cause a fire, electrical shock or other damages to people or things.

ellegi srl c.so magenta, 12 milano sede operativa via petrarca 55 rovello porro co	Subject:	Installation Guide - LISAMOBILE					Creation date:	2010-02-10
	Customer Ref.:	-	Int. Ref.:	IB	Rev.:	06	Rev. date:	2014-06-12
	File:	Installation Guide - LISAMOBILE_rev2.6.doc	Special note:	Confidential			Page:	12 of 43

Status: Confidential, Public

Using the LISAMOBILE system

Never drop down, dismount, open, crush, bend, deform, perforate, cut, burn down or insert any extraneous object inside the LISAMOBILE .

Avoid water and damp environments

Even if the LISAMOBILE system is designed for outdoor use, never submerge i into water and never use it in environments with condensatine humidity.

Pay attentino not to spill any liquid or food inside the LISAMOBILE system or into any of its components. In case of water spilling inside the LISAMOBILE system, turn off the system and unplug all the cables before the cleaning and drying operations. The system can be switched again only when all the liquids are completely dried. Avoid the use of an external heating source (e.g. a blow dryer) for the LISAMOBILE system drying.

Fixing the LISAMOBILE system

It is forbidden fixing or modifying the LISAMOBILE system. The LISAMOBILE system components are not fixable by the user. If the LISAMOBILE system was submerged into water, perforated or damaged, avoid its use and contact the Ellegi srl technical assistance.

The rechargeable battery of the LISAMOBILE power base can be replaced only by Ellegi srl technicians.

Carefully read all the security instructions of all its prodoucts and accessories bfore using the LISAMOBILE system. Ellegi is not responsible of the functioning of third-parties accessories or their compatibilities with the security standards and directives.

The power unit inside the LISAMOBILE power base can heat up while functioning.

Always leave an appropriate breathing space around the LISAMOBILE power pase and always handle with care.

Unplug the LISAMOBILE power unit if:

- The power cable and/or its plugs are worned out or damaged;
- the Power Base was exposed to rainfall, liquids or excessive humidity;
- The power base protective casing is damaged.

Avoid eye straining

Avoid eye straining watching the system display or reading textures on the power base for a prolonged time. To avoid eye straining watching the PC display for a prolonged time it is recommended to have several breaks.

ellegi srl c.so magenta, 12 milano sede operativa via petrarca 55 rovello porro co	Subject:	Installation Guide - LISAMOBILE					Creation date:	2010-02-10
	Customer Ref.:	-	Int. Ref.:	IB	Rev.:	06	Rev. date:	2014-06-12
	File:	Installation Guide - LISAMOBILE_rev2.6.doc	Special note:	Confidential			Page:	13 of 43

Status: Confidential, Public

Glass components

The external cover of the LISAMOBILE power base display is made of glass. It can break if the system is dropped down or hitted hardly. Avoid touching or removing it if the glass is chipped or crushed and immediately contact Ellegi srl. Never use the LISAMOBILE system until the broken parts are not replaced by Ellegi srl technicians.

Warranty does not respond for broken glasses due to improper or excessive use.

Exposition to radiofrequency energy

The LISAMOBILE system contains a radio transmitter and radio receiver. When it is switched on, the LISAMOBILE system antennas send and receive radio-frequency energy (RF).

The LISAMOBILE system is designed and built respecting the allowed limits and the directives for the RF energy exposition.

To reduce the risks deriving from the exposition to the RF energy it could be effective to reduce the use of the LISAMOBILE system because of the relation between the working time and the quantity of emitted RF energy. Moreover, being the energy levels dependant by the distance from the system, it could be useful to increase the distance between the user and the system.

The actual directive recommends not to come nearer than 0,5 m from the transmitting antenna in order not to overcome the thresholds for the population exposition, while the attention values and the quality objectives are respected at frontal distances higher than 3 meters. It is recommended that no one stops in this area for more than four hours.

More information

For more information on the scientific research about the exposition to RF energy please consult the research database on electromagnetic fields (EMF) of the World Health Organization site:

www.who.int/emf

Radio frequency interference

Almost every electronic device is influenced by radio frequency interference coming from external sources if not properly protected, designed or configured. The LISAMOBILE system could then generate interferences with other devices.

The following information can avoid interference problems:

Vehicles

RF signals could interfere with the electronic systems installed or not properly protected on motor vehicles. Refer to the vehicle builder or its representative for further informations.

ellegi srl c.so magenta, 12 milano sede operativa via petrarca 55 rovello porro co	Subject:	Installation Guide - LISAMOBILE					Creation date:	2010-02-10
	Customer Ref.:	-	Int. Ref.:	IB	Rev.:	06	Rev. date:	2014-06-12
	File:	Installation Guide - LISAMOBILE_rev2.6.doc	Special note:	Confidential			Page:	14 of 43

Status: Confidential, Public

Electronic devices

The majority of the modern electronic devices are protected from RF interferences. However it is possible that some electronic devices are not protected against the RF signals of the LISAMOBILE system. If there is a suspect of a possible interference, immediately turn off the LISAMOBILE system.

Medical devices

In case of use of medical devices, refer to the device builder or to a doctor to determine if the device is properly protected against external RF energy.

Turn off the LISAMOBILE system inside medical structures if this is explicitly specified by security warnings. The devices used in hospitals and sanitary structures might be vulnerable to external RF energy.

Important information on the use and handling of the LISAMOBILE system

WARNING: the disregard of these instruction might cause the damage of the LISAMOBILE system or of other ownerships.

Trasporting the LISAMOBILE system

The LISAMOBILE system has delicate components. Avoid bending, dropping or crushing the LISAMOBILE system.

Using plugs and sockets

Never force a plug into a socket.

Verify eventual obstructions of the socket. If the plug and the socket do not connect easily, probably they don't match. Verify that the plug matches the socket and that they are correctly aligned.

Keep the LISAMOBILE system into a controlled temperatures range

The ideal temperatures range for the use of the LISAMOBILE system is between -20 °C and +55 °C.

The battery duration could temporary decrease at low temperatures.

The ideal storing temperatures range for the LISAMOBILE system is between -20° and +70° C.

It is normal that the LISAMOBILE system heats up when it is switched on and/or its battery is recharging.

Keep clean the LISAMOBILE external protective casing. For the LISAMOBILE cleaning operations, switch off the system and unplug all its cables. Use a soft and moist cloth that won't leave fibers on the system components.

ellegi srl c.so magenta, 12 milano sede operativa via petrarca 55 rovello porro co	Subject:	Installation Guide - LISAMOBILE					Creation date:	2010-02-10
	Customer Ref.:	-	Int. Ref.:	IB	Rev.:	06	Rev. date:	2014-06-12
	File:	Installation Guide - LISAMOBILE_rev2.6.doc	Special note:	Confidential			Page:	15 of 43

Status: Confidential, Public

Avoid the entering of humidity into the system openings. For the LISAMOBILE cleaning avoid using glass cleaners or generic home cleaners, spray cleaners, alcohol, cleaning solvents, ammonia or abrasive products.

Information on the waste disposal and recycling

The LISAMOBILE has to comply to the local laws and regulations about waste disposal. Because this system contains a battery and electronic equipments it should not be treated as household waste.

Always contact Ellegi srl or the local authorities for the information on the LISAMOBILE system waste and recycling disposals.

European Community Compliance Statement

The equipment complies with the RF Exposure Requirement 1999/519/EC, Council Recommendation of 12 July 1999 on the limitation of exposure of the general public to electromagnetic fields (0- 300GHz).

This equipment meets the following conformance standards: EN 300 328, EN 301 894, EN 301 489-17, EN 50385

EMC Complies with European EMC directive 89/336/EEC, amended by 93/68/EEC IEC/EN 61326

Safety Complies with European Low Voltage Directive 73/23/EEC, amended by 93/68/EEC IEC/EN 61010-1:2001

Europe—EU Declaration of Conformity

Ellegi Srl declares that this system complies with the essential requirements and all the disposals concerning the 1999/5/CE directive.

System components

The GBInSAR LISAMOBILE system consists of five main components that should be separated during the system transportation and has to be assembled on site (see pictures below, Figure 1):

1. Power cable (model number LMPC);
2. Umbilical cable (model number LMUC);
3. Power base (model number PBLM);
4. Measuring head (model number LM);
5. Linear positioner (model number PLLM).

ellegi srl c.so magenta, 12 milano sede operativa via petrarca 55 rovello porro co	Subject:	Installation Guide - LISAMOBILE					Creation date:	2010-02-10
	Customer Ref.:	-	Int. Ref.:	IB	Rev.:	06	Rev. date:	2014-06-12
	File:	Installation Guide - LISAMOBILE_rev2.6.doc	Special note:	Confidential			Page:	16 of 43

Status: Confidential, Public

- 1 - Power cable LMK09PC;
- 2 - Umbilical cable LMK09UC;
- 3 - Power base PB LMK09;
- 4 - Measuring head LMK09;
- 5 - Linear positioner PLLMK09.




Figure 1: LISAMOBILE components.

ellegi srl c.so magenta, 12 milano sede operativa via petrarca 55 rovello porro co	Subject:	Installation Guide - LISAMOBILE					Creation date:	2010-02-10
	Customer Ref.:	-	Int. Ref.:	IB	Rev.:	06	Rev. date:	2014-06-12
	File:	Installation Guide - LISAMOBILE_rev2.6.doc	Special note:	Confidential			Page:	17 of 43

Status: Confidential, Public

System components main features

1. Power Cable LMPC: the power cable LMPC is used to connect the power base PBLM to a power line. One end of the power cable has a standard IEC309 16A 6AH 1PH+N plug power connector and the other end has a 3 pins standard MIL size 16 socket (Figure 2).




Figure 2: LISAMOBILE LMPC power cable and its connectors.

2. Umbilical Cable LMUC: the umbilical cable LMUC to connects the power base PBLM to the linear positioner PLLM. At each end of the umbilical cable there is a 22 pins standard MIL size 28 connector; the side of the umbilical cable that has to be connected to the power base has got a socket whilst the side that has to be connected to the linear positioner has a plug (Figure 3).




Figure 3: LISAMOBILE LMUC umbilical cable and one of its connectors.

ellegi srl c.so magenta, 12 milano sede operativa via petrarca 55 rovello porro co	Subject:	Installation Guide - LISAMOBILE					Creation date:	2010-02-10
	Customer Ref.:	-	Int. Ref.:	IB	Rev.:	06	Rev. date:	2014-06-12
	File:	Installation Guide - LISAMOBILE_rev2.6.doc	Special note:	Confidential			Page:	18 of 43

Status: Confidential, Public

3. Power base PBLM: the power base contains the electronic devices needed in case of a power line fault and the computing and storage facilities needed for the management of the data acquired by the GBInSAR LM system. On its frontal side it features an LCD display equipped with a keypad, two switches, two status LEDs, a security switch and a LAN socket. On its lateral side it features the power line plug (3 pins standard MIL size 16 plug), the umbilical cable socket (22 pins standard MIL size 28 socket) and a second LAN socket (Figure 4). On the sides of the power box there are two air vents that ensure the air circulation and the cooling of its electronic devices.

WARNING

When the system is switched on, never obstruct the two air vents at the sides of the power base.




Figure 4: LISAMOBILE PBLM power base main features. Front view (left) and side view (right).

4. Measuring head LM: it is the core component of the LISAMOBILE system and it contains the electronic and the electromagnetic devices needed to perform the radar measurements. The measuring head is equipped with a protractor that allows its rotation of a desired angle on a horizontal axis in order to point the radar antennas towards the target area. When the measuring head is not mounted it is rccomanded to point the antennas downwards (see the “transport position” in the figure below). The GPS antenna is on the top of the measuring head while the air vents are located on its lower part. On the left side of the measuring head there is a 14 pins standard MIL size22 plug that is used


<div> <div>ellegi srl</div> <div> c.so magenta, 12 milano sede operativa via petrarca 55 rovello porro co </div> </div>	Subject:	Installation Guide - LISAMOBILE					Creation date:	2010-02-10
	Customer Ref.:	-	Int. Ref.:	IB	Rev.:	06	Rev. date:	2014-06-12
	File:	Installation Guide - LISAMOBILE_rev2.6.doc	Special note:	Confidential			Page:	19 of 43

Status: Confidential, Public

to connect the measuring head with the other electronic devices of the LISAMOBILE system (Figure 5).

WARNINGS

- When switched off, keep the measuring head in the transport position (antennas downwards).
- When the system is switched on, never obstruct the two air vents under the measuring head.
- Always make sure that the protractor is firmly ensured in the desired position.
- Always HANDLE WITH CARE the measuring head.
- Never switch on the system with the measuring head in the transport position.
- Do not cover the GPS antenna and the radar antennas.
- While measuring don't stand in front of the radar antennas. If the system is switched on but not measuring, keep at least 20 cm away from the antennas.



ellegi srl c.so magenta, 12 milano sede operativa via petrarca 55 rovello porro co	Subject:	Installation Guide - LISAMOBILE					Creation date:	2010-02-10
	Customer Ref.:	-	Int. Ref.:	IB	Rev.:	06	Rev. date:	2014-06-12
	File:	Installation Guide - LISAMOBILE_rev2.6.doc	Special note:	Confidential			Page:	20 of 43

Status: Confidential, Public

Figure 5: LISAMOBILE LM measuring head main features. In clockwise direction starting at the upper left picture: transport position front view, transport position back view, measuring position left side and measuring position right side.

5. Linear positioner PLLM: it is the component of the LISAMOBILE system that ensures the measuring head displacement. It is composed of an aluminium linear rail with a moving sledge that can be moved forwards and back along the rail, a high performance stepper motor, three security switches, a junction box, a cable chain and two fixing plates (Figure 6).

The junction box has a plug for the umbilical cable for the connection with the power base and a 14 pins standard MIL size 22 socket for the connection with the cable in the cable chain that will link it to the measuring head. The measuring head has to be mounted on the moving sledge and connected to the rest of the LISAMOBILE system using the cable inside the cable chain. The fixing plates are needed to secure the linear position in a stable way; each one has four holes customized for ball heads $\frac{1}{4}$ turn studs and four holes suitable for M5 screws.

WARNINGS

- Always ensure that the fixing plates are secured to a stable base before mounting the head.
- Before running the system remove any possible obstacle to its moving parts.
- Pay attention to the moving parts and never touch them when the system is switched on.

ellegi srl c.so magenta, 12 milano sede operativa via petrarca 55 rovello porro co	Subject:	Installation Guide - LISAMOBILE					Creation date:	2010-02-10
	Customer Ref.:	-	Int. Ref.:	IB	Rev.:	06	Rev. date:	2014-06-12
	File:	Installation Guide - LISAMOBILE_rev2.6.doc	Special note:	Confidential			Page:	21 of 43

Status: Confidential, Public




Figure 6: LISAMOBILE PLLM linear positioner main features.

Mounting the GBInSAR LISAMOBILE system

The linear positioner plates are equipped with custom made counterplates that have to be installed and left in each monitoring site in order to allow the repositioning of the system. If no repositioning is needed, at the end of the monitoring campaign also the counterplates can eventually be disinstalled. Figure 7 shows a system counterplate with its main features. There is a central pin that will insert in the lower part of the linear positioner fixing plates. There are also four press-in receptacles with locking stops for the insertion of the bail head 1/4 turn studs that will secure the systems fixing plates to the counterplates. If needed, on the counterplates are also available four M5 screw threaded holes (e.g. for the fastening with M5 security screws).

ellegi srl c.so magenta, 12 milano sede operativa via petrarca 55 rovello porro co	Subject:	Installation Guide - LISAMOBILE					Creation date:	2010-02-10
	Customer Ref.:	-	Int. Ref.:	IB	Rev.:	06	Rev. date:	2014-06-12
	File:	Installation Guide - LISAMOBILE_rev2.6.doc	Special note:	Confidential			Page:	22 of 43

Status: Confidential, Public




Figure 7: LiSA Mobile counter-plate.

The counterplates have to be attached to a stable basement (e.g. H-beam steel concrete structure) in order to allow the system to be safely installed. The counterplates have to be attached to the basements using suitable mechanic solutions depending on the basement's characteristics.

The LISAMOBILE system can provide reliable data only if it is mounted on a stable basement.

NOTE: in order to preserve the correct alignment it is recommended to attach the counterplates to the basement having them mounted on the linear positioner plates.

The counter plates are not symmetric, the side with only one $\varnothing 11$ mm hole must be on the frontal part of the system (towards the observed scenario).

Once the counterplates are firmly attached to a stable basement, the following general procedure aims to give a simplified guideline in the installation of the GBInSAR LISAMOBILE system. Each one of these steps has to be fully carried out before proceeding to the following one.

1. Set down the linear positioner (PLL) with its fixing plates positioned on the counterplates that are attached to the basement. The central pin on the counterplate should insert in the lower part of the fixing plates.

NOTE: before securing the plates to the counterplates ensure that the counter-plates pins are touched on their rear and right side, i.e. once the counter-plates pins are inserted in the linear

ellegi srl c.so magenta, 12 milano sede operativa via petrarca 55 rovello porro co	Subject:	Installation Guide - LISAMOBILE					Creation date:	2010-02-10
	Customer Ref.:	-	Int. Ref.:	IB	Rev.:	06	Rev. date:	2014-06-12
	File:	Installation Guide - LISAMOBILE_rev2.6.doc	Special note:	Confidential			Page:	23 of 43

Status: Confidential, Public