


Photos

The test set-up during all the conducted RF tests can be seen in the pictures below, powered by the external power supply.




The test set-up during the AC power line conducted emission test can be seen in the picture below, powered by the external power supply.




The test set-up during all the radiated tests can be seen in the pictures below.


EUT set-up (measurements below 1 GHz):




EUT in pos "1":



EUT in pos "2":



EUT in pos “3”:



2AB76NC1000C1

Appendix 12

30-1000 MHz:



1-10 GHz:

