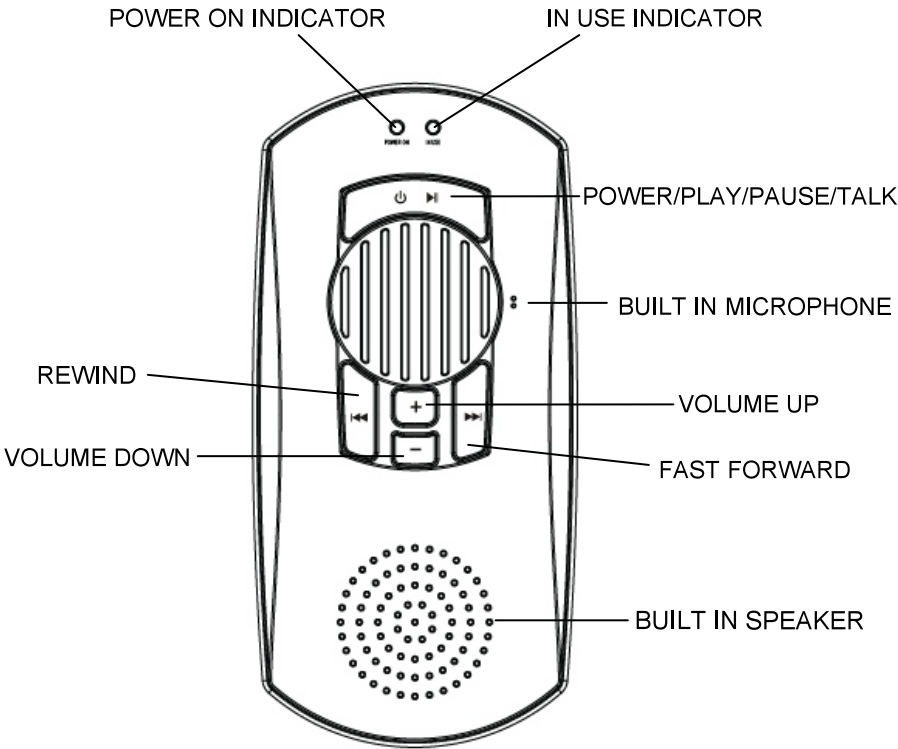


# Bluetooth Shower Speakerphone

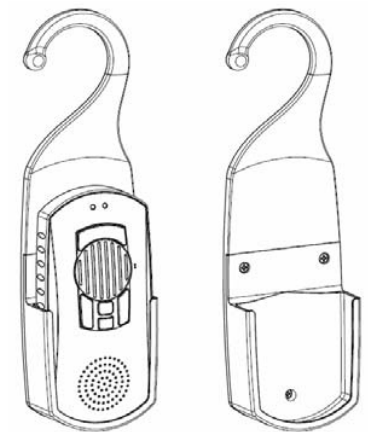
Item # SB-1000

## INSTRUCTION MANUAL

### FRONT



**BLUETOOTH SPEAKER**  
MODEL# : MN619  
FCC ID: 2AAVZMN619  
This device complies with Part 15 of the FCC Rules. Operation is subject to the following two conditions: (1) This device may not cause harmful interference, and (2) this device must accept any interference received, including interference that may cause undesired operation.  
MADE IN CHINA



HANG IN SHOWER  
INTO SLEEVE

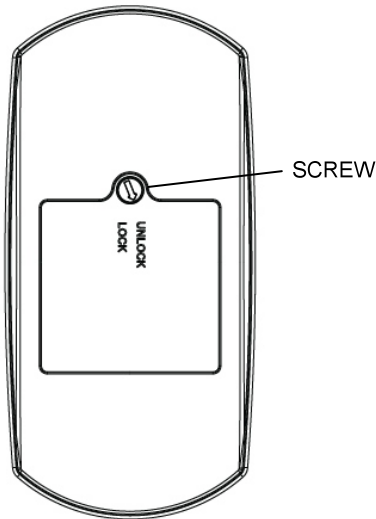
SLEEVE WITH HOOK TO  
INSERT SPEAKERPHONE

### CAUTION

Changes or modifications not expressly approved by the party responsible for compliance could void the user's authority to operate the equipment. This equipment has been tested and found to comply with the limits for a Class B digital device, pursuant to Part 15 of the FCC Rules. These limits are designed to provide reasonable protection against harmful interference in a residential installation. This equipment generates, uses and can radiate radio frequency energy and, if not installed and used in accordance with the instructions, may cause harmful interference to radio communications. However, there is no guarantee that interference will not occur in a particular installation. If this equipment does cause harmful interference to radio or television reception, which can be determined by turning the equipment off and on, the user is encouraged to try to correct the interference by one or more of the following measures:

- Reorient or relocate the receiving antenna.
- Increase the separation between the equipment and receiver.
- Connect the equipment into an outlet on a circuit different from that to which the receiver is connected.
- Consult the dealer or an experienced radio/TV technician for help.


### BACK



DOOR LOCK  
BATTERY COMPARTMENT

TURN SCREW TO OPEN & LOCK  
BATTERY COMPARTMENT

### WALL MOUNTABLE HOLDER



ATTACH TO WALL WITH SCREWS  
OR WITH INCLUDED SUCTION  
CUPS

- Open the battery door behind the speaker and insert 3 AA batteries. To open turn the knob so the arrow is pointing to “UNLOCK”
- It is advisable to use high quality alkaline batteries like Duracell or Energizer for optimum performance.
- The battery door has a rubber lining for water proofing and may be a little tight. To close the battery door turn the knob so the arrow is pointing to “LOCK”
- Turn on your Bluetooth mode on your cell phone, laptop, iPad or any device with Bluetooth. When connecting for the first time with your cell phone, laptop, iPad or any Bluetooth device, press and hold the Power button for a few seconds until a voice says “POWER ON”. Keep pressing for a few seconds until the voice says “PAIRING” then release. After pairing for the first time, if the device is used again, just press the Power button for a few seconds and the device will connect automatically. For power off, press and hold the Power button for a few seconds until the voice says “POWER OFF”. Please ensure that your audio device has been paired and connected with this Bluetooth speaker.
- **Please note: When pairing with your phone the Speaker will come up as ‘TECH TOOLS SPKR’**
- Start the music on your device and listen on the speaker. Use the speaker in the shower, pool side, garage or anywhere. The music might take a few seconds to start as this is normal for Bluetooth. While the music is playing you can press the Fast Forward button once, to skip to the next song. Press the Rewind button once, to go back to the beginning of the song or press twice to go back to the previous song. If Fast Forward button is pressed and held down continuously the music will play fast, and similarly for the Rewind button.
- **Dual Pairing Function: The Bluetooth Shower Speaker has a unique dual pairing function. This allows you to pair 2 devices to the speaker simultaneously. For example; you have music on your iPad or Laptop but not on your phone. You want to listen to music from the iPad or Laptop and still be able to receive calls from your phone. This unique feature allows you to pair both devices simultaneously. You can listen to music from your iPad or Laptop and receive calls from your smart phone.**
- If you use your cell phone for music and there is an incoming call while listening to your music, the speaker will announce “INCOMING CALL” or play your ring tone or beep tone and the music will automatically stop. Press the Play/Pause/Talk button to start the phone conversation. Once the phone conversation is over the music will resume automatically. In some cases you will need to press the Play/Pause/Talk button once to get back to the music. All this is subject to the model and make of your phone.
- When you go out of range it is possible that the music may stop. In this case just return within range and press the Play/Pause/Talk button again and the music will resume.
- The volume controls can be pressed up and down to higher or lower the sound to your comfort level.
- Low Battery warning tone alerts for low battery during music playing or phone talking.
- The unit includes a hanging hook. It can also be wall mounted with screws or included suction cups.



© 2013

MADE IN CHINA