





Test Report



Curtis-Straus LLC, a wholly owned subsidiary of BV CPS

Report No	EP2434-1
Client	Ideal Industries, Inc. Tim Tunnell
Address	Becker Place, Sycamore, IL 60178
Phone	815-895-1285
Items tested	Smart Connector
FCC ID	2AAMXESC1000
IC ID	11250A-ESC1000
FRN	0002862225
Equipment Type	Part 15.247 Digitally Modulated, Mobile
Equipment Code	DTS
FCC/IC Rule Parts	47 CFR 15.247, RSS-247 Issue 1
Test Dates	August 25, 26, September 1-4, 2015, January 5, 2016
Results	As detailed within this report
Prepared by	 Tuyen Truong- Test Engineer
Authorized by	 Chris Reynolds - EMC Supervisor
Issue Date	<u>2/1/2016</u>
Conditions of Issue	This Test Report is issued subject to the conditions stated in the 'Conditions of Testing' section on page 28 of this report.

Curtis-Straus LLC is accredited by the American Association for Laboratory Accreditation for the specific scope of accreditation under Certificate Number 1627-01. This report may contain data which is not covered by the A2LA accreditation.



Curtis-Straus LLC, a wholly owned subsidiary of BV CPS
One Distribution Center Circle, #1 • Littleton, MA • TEL (978) 486-8880 • FAX (978) 486-8828



Contents

Contents.....2

Summary.....3

Test Methodology.....4

Product Tested - Configuration Documentation5

Statement of Conformity6

Modifications Required for Compliance6

Test Results7

Bandwidth.....7

Fundamental Emission Output Power.....10

Radiated Spurious Emissions13

Conducted Spurious Emissions17

Power Spectral Density.....20

AC Line Conducted Emissions.....23

Occupied Bandwidth.....24

Measurement Uncertainty.....27

Conditions Of Testing.....28

Form Final Report REV 12-07-15



Summary

This test report supports an application for certification of a transmitter operating pursuant to 47 CFR 15.247 and RSS-247. The product is the ESC1000. It is a transmitter that operates in the range 902.7-927.3MHz

We found that the product met the above requirements without modification. The test samples were received in good condition.

Release Control Record

Issue No.	Reason for change	Date Issued
1	Original Release	February 4, 2016



Test Methodology

Radiated emission and AC Line conducted testing was performed according to DTS guidance document 558074D01 v03r03 specified in FCC guidance for performing compliance measurements on DTS devices under section 15.247, April 19, 2013, and ANSI C63.10 (2013), and RSS-GEN. Radiated Emissions were maximized by rotating the device around three orthogonal axes as well as varying the test antenna’s height and polarity.

Conducted emission at the antenna port was performed, as required by rule section.

AC Main conducted emission was performed with a 50Ω/50μH. The EUT operating voltage is 120Vac, 60Hz.

The following bandwidths were used during radiated spurious and line conducted emissions.

Frequency	RBW	VBW
0.15-30MHz	9kHz	30kHz
30-1000MHz	120kHz	1MHz
1-25GHz	1MHz	3MHz



Product Tested - Configuration Documentation

EUT Configuration											
Work Order:	P2434										
Company:	Ideal Industries, Inc.										
Company Address:	Becker Place Sycamore, IL 60178										
Contact:	Tim Tunnell										
	MN			PN			SN				
EUT:	ESC1000			--			Sample 1 (used for conducted testing)				
	ESC1000			--			Sample 2 (used for radiated testing)				
EUT Description:	Smart Connector										
EUT TX Frequency:	902.7-927.3 MHz										
	MN						SN				
Support Equipment AC/DC Power Supply (SL Power and AULT I.T.E. Power supply)	CENB1020A2403B01						1				
Port Label	Port Type	# ports	# populated	cable type	shielded	ferrite s	length (m)	max length (m)	in/out	under test	comment
DC Power	Power DC	1	1	2-wire	No	No	3		in	yes	
DIM	2-wire terminal	1	1	2-wire	No	No	3		in	yes	
Load	Power DC	1	1	2-wire	No	No	3		in	yes	
Software Operating Mode Description:											
EUT is set to transmit on Low (902.7 MHz), Mid (915 MHz) and High (927.3 MHz) respectively when power applied.											



Statement of Conformity

The ESC1000 Smart Connector has been found to conform to the following parts of 47 CFR and RSS 247 as detailed below:

RSS-GEN	RSP-100	RSS 247	Part 15	Comments
6.3			15.15(b)	There are no controls accessible to the user that varies the output power to operate in violation of the regulatory requirements.
	3.1		15.19	The label is shown in the label exhibit.
	3.2		15.21	Information to the user is shown in the instruction manual exhibit.
			15.27	No special accessories are required for compliance.
6.1, 6.5			15.31	The EUT was tested in accordance with the measurement standards in this section.
			15.33	Frequency range was investigated according to this section, unless noted in specific rule section under which the equipment operates.
8.1			15.35	The EUT emissions were measured using the measurement detector and bandwidth specified in this section, unless noted in specific rule section under which the equipment operates.
8.3			15.203	The antenna for this device is permanently installed wired with a gain of 4.55dBi.
8.10			15.205 15.209	The fundamental is not in a Restricted band and the spurious and harmonic emissions in the Restricted bands comply with the general emission limits of 15.209 or RSS-Gen as applicable
8.8			15.207	EUT meets the AC Line conducted emissions requirements of this section.
			15.247	The unit complies with the requirements of 15.247
		RSS 247		The unit complies with the requirements of RSS-247
6.6				Occupied Bandwidth measurements were made.

Modifications Required for Compliance

None

Test Results

Bandwidth

LIMIT

The minimum 6 dB bandwidth shall be at least 500 kHz. [15.247(a) (2)]

MEASUREMENTS / RESULTS

6dB BANDWIDTH				
Date: 25-Aug-15		Company: Ideal Industries, Inc.		Work Order: P2434
Engineer: Ryan Brown		EUT Desc: ESC1000		EUT Operating Voltage/Frequency: 120Vac/60Hz
Temp: 23.2°C		Humidity: 61%		Pressure: 1004mBar
Frequency Range: 902.7 - 927.3 MHz				
Notes:				
Frequency (MHz)	Reading (KHz)	6dB BW		
		Limit (KHz)	Margin (KHz)	Result (Pass/Fail)
902.7	652	≥500	+152	Pass
915	650	≥500	+150	Pass
927.3	645	≥500	+145	Pass
Test Site: CEMI3		Attenuation: 1840		
Analyzer: 1510				

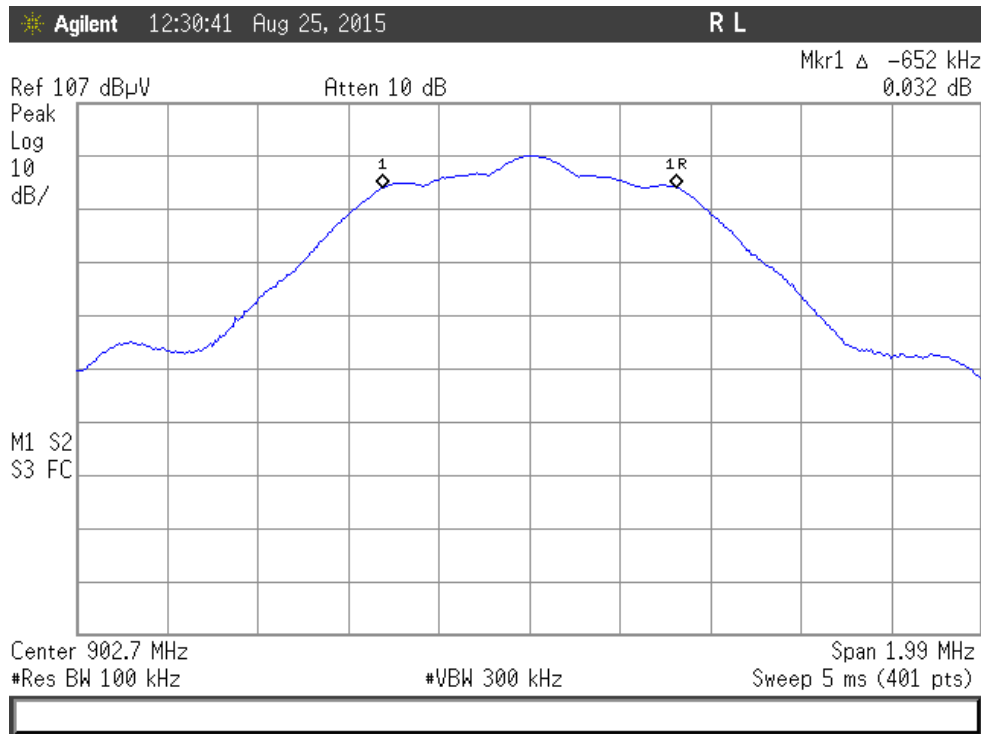
Rev. 10/19/2015

Spectrum Analyzers / Receivers / Preselectors	Range	MN	Mfr	SN	Asset	Cat	Calibration Due	Calibrated on	
Brown	9kHz-26.5GHz	E4407B	Agilent	SG44210511	1510	I	6/30/2016	6/30/2015	
Preamps / Couplers Attenuators / Filters	Range	MN	Mfr	SN	Asset	Cat	Calibration Due	Calibrated on	
HF 30dB 50W Attenuator	0.009-18 GHz	PE 7322-30	Pasternack	1	1840	II	9/15/2016	9/15/2015	
Conducted Test Sites (Mains / Telco)	FCC Code	VCCI Code	Cat	Calibration Due	Calibrated on				
CEMI 3	719150	A-0015	III	NA	N/A				
Meteorological Meters	MN	Mfr	SN	Asset	Cat	Calibration Due	Calibrated on		
Weather Clock (Pressure Only)	BA928	Oregon Scientific	C3166-1	831	I	3/19/2016	3/19/2014		
TH A#2078	HTC-1	HDE		2078	II	4/2/2016	4/2/2015		

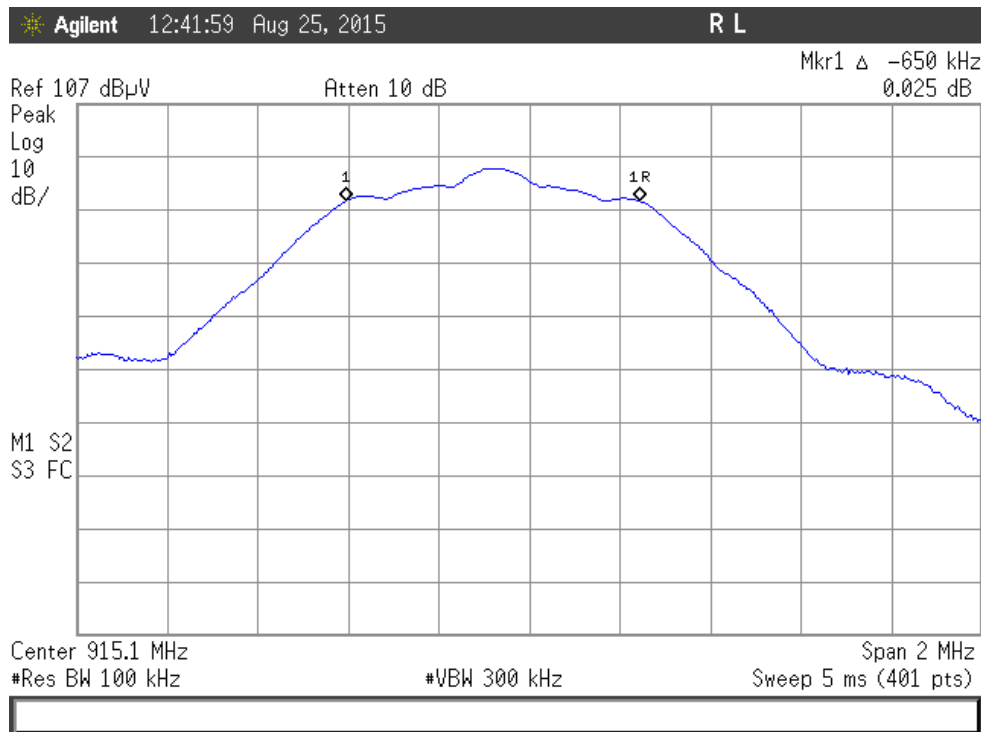
All equipment is calibrated using standards traceable to NIST or other nationally recognized calibration standard.



PLOTS

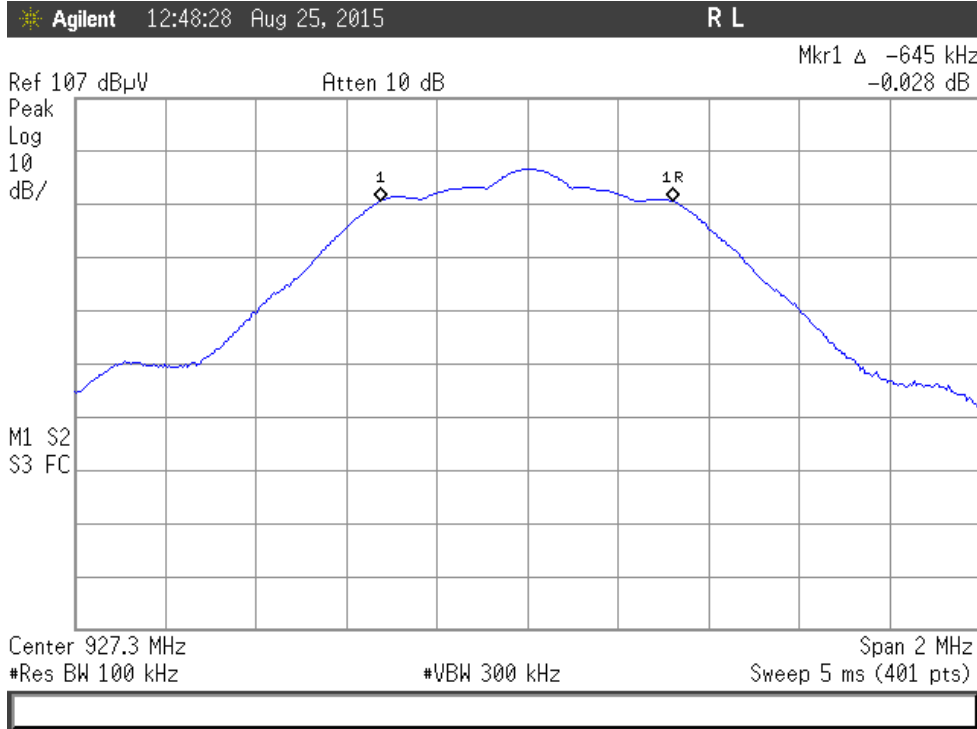


6dB Bandwidth Plot, Low Channel



6dB Bandwidth Plot, Middle Channel





6dB Bandwidth Plot, High Channel

Fundamental Emission Output Power LIMIT

Conducted Output Power
1W (EIRP) = 30dBm
[15.247(b) (3)]

Per 558074 D01 DTS Measurement Guidance v0303 Section 9.2.2.2 (AVGSA-1 Average Conducted Output Power)

MEASUREMENTS / RESULTS

Fundamental Emission Output Power				
Date: 05-Jan-16	Company: Ideal Industries, Inc.	Work Order: P2434		
Engineer: Ryan Brown	EUT Desc: ESC1000	EUT Operating Voltage/Frequency: 120Vac/60Hz		
Temp: 25.3°C	Humidity: 45%	Pressure: 1004mBar		
Frequency Range: 902.7 - 927.3 MHz				
Notes: Attenuation factor is included in the reading (29.72 dB - worst case)				
Frequency (MHz)	Reading (attenuation factor included) (dBm)	FCC 15.247		
		Limit (dBm)	Margin (dB)	Result (Pass/Fail)
902.7	20.17	30.0	-9.83	Pass
915	18.65	30.0	-11.35	Pass
927.3	17.47	30.0	-12.53	Pass
Table Result: Pass by -9.83 dB Worst Freq: 902.7 MHz				
Test Site: CEM13		Attenuation: 1840		
Analyzer: 1510				

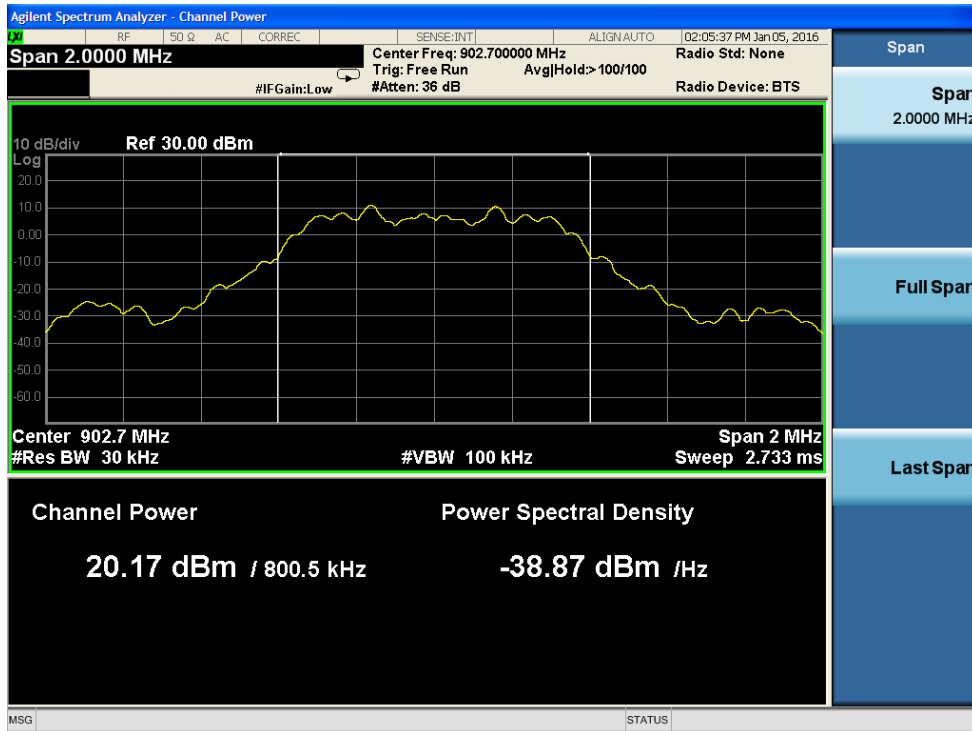
Rev. 1/25/2016

Spectrum Analyzers / Receivers / Preselectors	Range	MN	Mfr	SN	Asset	Cat	Calibration Due	Calibrated on	
MXE EMI Receiver	20Hz-26.5GHz	N9038A	Agilent	MY51210181	2093	I	7/21/2016	7/21/2015	
Preamps / Couplers Attenuators / Filters	Range	MN	Mfr	SN	Asset	Cat	Calibration Due	Calibrated on	
HF 30dB 50W Attenuator	0.009-18 GHz	PE 7322-30	Pasternack	1	1840	II	9/15/2016	9/15/2015	
Conducted Test Sites (Mains / Telco)	FCC Code	VCCI Code		Cat	Calibration Due	Calibrated on			
CEMI 2	719150	A-0015		III	NA	N/A			
Meteorological Meters	MN	Mfr	SN	Asset	Cat	Calibration Due	Calibrated on		
Weather Clock (Pressure Only)	BA928	Oregon Scientific	C3166-1	831	I	3/19/2016	3/19/2014		
TH A#2078	HTC-1	HDE		2078	II	4/2/2016	4/2/2015		

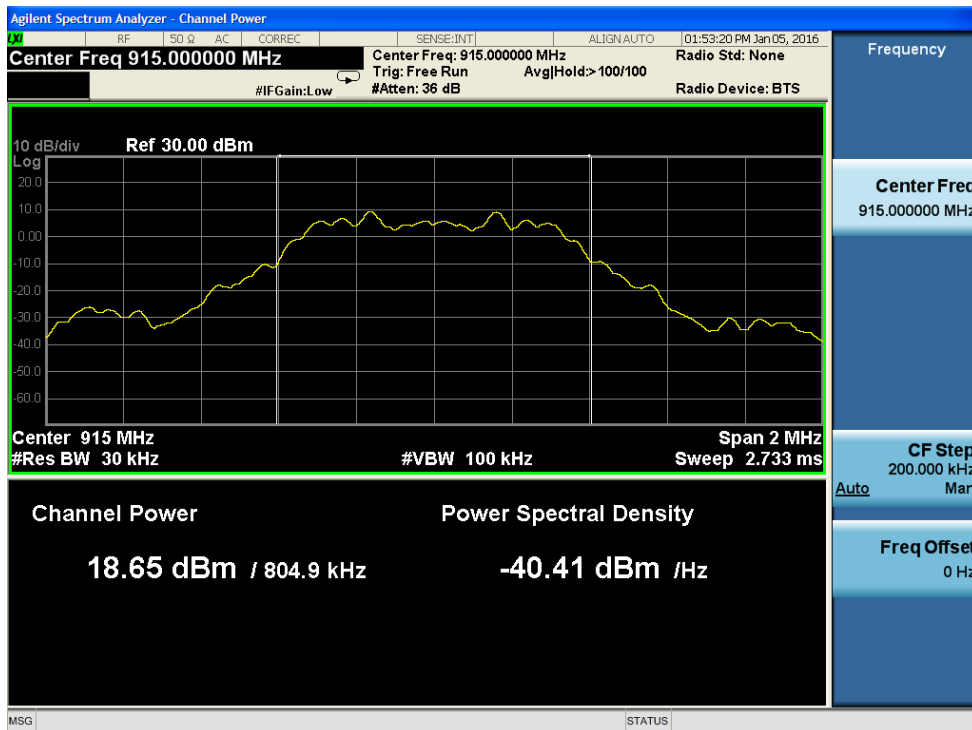
All equipment is calibrated using standards traceable to NIST or other nationally recognized calibration standard.



PLOTS

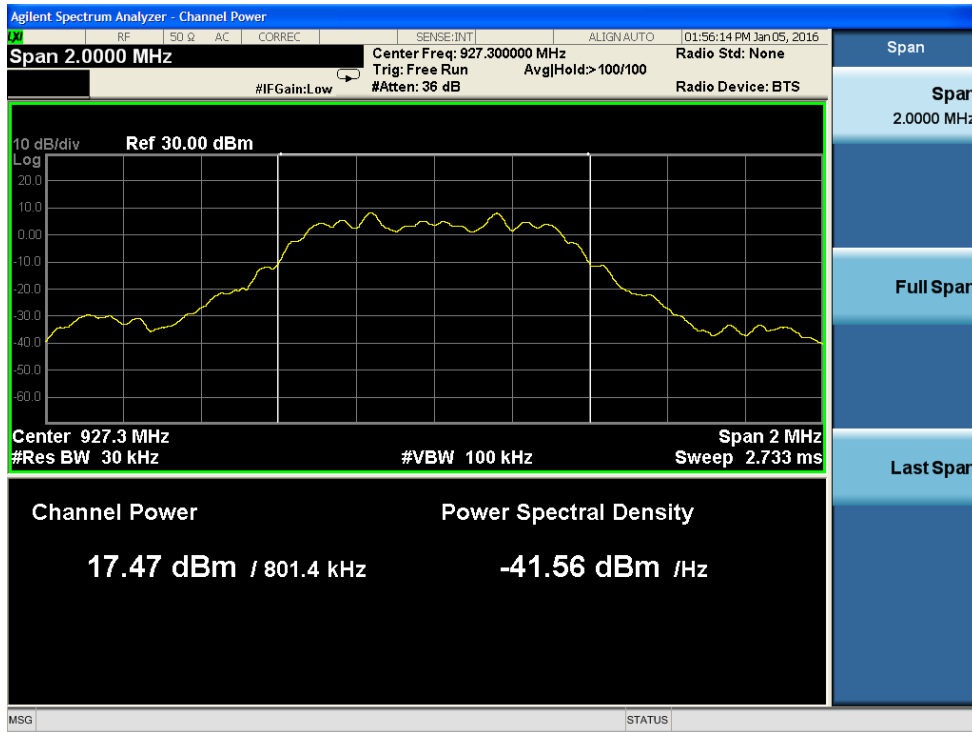


Average Output Power, Low Channel



Average Output Power, Middle Channel





Average Output Power, High Channel

Radiated Spurious Emissions LIMITS

Radiated emissions which fall in the restricted bands, as defined in Section 15.205(a), must also comply with the radiated emission limits specified in Section 15.209(a). [15.247(d)]

MEASUREMENTS / RESULTS

Radiated Emissions Table												
Date: 01-Sep-15			Company: Ideal industries, Inc.				Work Order: P2434					
Engineer: Ahmed Ahmed			EUT Desc: ESC1000 - Smart Connector				EUT Operating Voltage/Frequency: 120Vac/60Hz					
Temp: 23°C			Humidity: 42%				Pressure: 1010mBar					
Frequency Range: 30-1000MHz						Measurement Distance: 3 m						
Notes: Low Ch =902.7MHz, Mid Ch =915MHz, High Ch=927.3MHz						EUT Max Freq: 927.3MHz						
Antenna Polarization (H/V)	Frequency (MHz)	Reading (dBµV)	Preamp Factor (dB)	Antenna Factor (dB/m)	Cable Factor (dB)	Adjusted Reading (dBµV/m)	---			FCC 15.209		
							Limit (dBµV/m)	Margin (dB)	Result (Pass/Fail)	Limit (dBµV/m)	Margin (dB)	Result (Pass/Fail)
Low Channel												
V	51.875	38.0	25.4	7.8	0.4	20.8	---	---	---	40.0	-19.2	Pass
V	77.6	41.4	25.3	8.6	0.5	25.2	---	---	---	40.0	-14.8	Pass
H	80.925	38.0	25.3	8.0	0.5	21.2	---	---	---	40.0	-18.8	Pass
V	84.075	41.2	25.3	7.7	0.5	24.1	---	---	---	40.0	-15.9	Pass
V	138.0	36.0	25.3	13.5	0.6	24.8	---	---	---	43.5	-18.7	Pass
V	296.0	41.3	25.2	13.3	0.9	30.3	---	---	---	46.0	-15.7	Pass
V	394.5	33.0	25.2	15.4	1.1	24.3	---	---	---	46.0	-21.7	Pass
V	832.2	39.0	25.5	21.8	1.8	37.1	---	---	---	46.0	-8.9	Pass
Mid Channel												
V	77.775	42.0	25.3	8.5	0.5	25.7	---	---	---	40.0	-14.3	Pass
V	52.575	38.1	25.4	7.7	0.4	20.8	---	---	---	40.0	-19.2	Pass
V	46.45	37.0	25.3	9.9	0.4	22.0	---	---	---	40.0	-18.0	Pass
V	84.6	43.0	25.3	7.6	0.5	25.8	---	---	---	40.0	-14.2	Pass
H	89.15	38.0	25.3	7.7	0.5	20.9	---	---	---	43.5	-22.6	Pass
H	139.0	37.0	25.3	13.4	0.6	25.7	---	---	---	43.5	-17.8	Pass
H	832.2	37.7	25.5	21.8	1.8	35.8	---	---	---	46.0	-10.2	Pass
High Channel												
V	53.8	37.2	25.4	7.5	0.5	19.8	---	---	---	40.0	-20.2	Pass
V	66.4	38.1	25.4	8.3	0.5	21.5	---	---	---	40.0	-18.5	Pass
V	79.2	42.7	25.3	8.3	0.5	26.2	---	---	---	40.0	-13.8	Pass
V	84.775	42.1	25.3	7.6	0.5	24.9	---	---	---	40.0	-15.1	Pass
V	89.675	40.2	25.3	7.8	0.6	23.3	---	---	---	43.5	-20.2	Pass
V	194.0	38.0	24.6	11.7	0.8	25.9	---	---	---	43.5	-17.6	Pass
V	832.2	38.0	25.5	21.8	1.8	36.1	---	---	---	46.0	-9.9	Pass
H	80.925	38.3	25.3	8.0	0.5	21.5	---	---	---	40.0	-18.5	Pass
H	139.0	37.0	25.3	13.4	0.6	25.7	---	---	---	43.5	-17.8	Pass
Table Result: Pass by -8.9 dB Worst Freq: 832.2 MHz												
Test Site: EMI Chamber 2			Cable 1: Asset #2052				Cable 2: Asset #2053					
Analyzer: Asset #1327			Preamp: Blue-Blk				Antenna: Red-Black					
CSsoft Radiated Emissions Calculator v 1.017.146 Copyright Curtis-Straus LLC 2000												
Adjusted Reading = Reading - Preamp Factor + Antenna Factor + Cable Factor												

Rev.8/27/2015	Spectrum Analyzers / Receivers /Preselectors	Range	MN	Mfr	SN	Asset	Cat	Calibration Due	Calibrated on
	SA EMI Chamber (1327)	9kHz-13.2 GHz	E4405B	Agilent	MY45103416	1327	I	7/10/2016	7/10/2015
	Radiated Emissions Sites	FCC Code	IC Code	VCCI Code	Range	Asset	Cat	Calibration Due	Calibrated on
	EMI Chamber 2	719150	2762A-7	A-0015	30-1000MHz		II	3/22/2017	3/22/2015
	Preamps /Couplers Attenuators / Filters	Range	MN	Mfr	SN	Asset	Cat	Calibration Due	Calibrated on
	Blue-Black	0.009-2000MHz	ZFL-1000-LN	CS	N/A	800	II	12/26/2015	12/26/2014
	Antennas	Range	MN	Mfr	SN	Asset	Cat	Calibration Due	Calibrated on
	Red-Black Bilog	30-2000MHz	JB1	Sunol	A091604-2	1106	I	2/9/2017	2/9/2015
	Cables	Range	Mfr	SN	Asset	Cat	Calibration Due	Calibrated on	
	Asset #2052	9kHz - 18GHz	Florida RF				II	3/8/2016	3/8/2015
	Asset #2053	9kHz - 18GHz	Florida RF				II	3/8/2016	3/8/2015
	Meteorological Meters	MN	Mfr	SN	Asset	Cat	Calibration Due	Calibrated on	
	Weather Clock (Pressure Only)	BA928	Oregon Scientific	C3166-1	831	I	3/19/2016	3/19/2014	
	TH A#2081	HTC-1	HDE		2081	II	4/2/2016	4/2/2015	

All equipment is calibrated using standards traceable to NIST or other nationally recognized calibration standard.



Curtis-Straus LLC, a wholly owned subsidiary of BV CPS
 One Distribution Center Circle, #1 • Littleton, MA • TEL (978) 486-8880 • FAX (978) 486-8828



Radiated Emissions Table														
Date: 02-Sep-15				Company: Ideal Industries, Inc.				Work Order: P2434						
Engineer: Ahmed Ahmed				EUT Desc: ESC1000 - Smart Connector				EUT Operating Voltage/Frequency: 120Vac/60Hz						
Temp: 23°C				Humidity: 52%				Pressure: 1010mBar						
Frequency Range: 1-6GHz							Measurement Distance: 3 m							
Notes: Channel 902.7MHz.							EUT Max Freq: 927.3MHz							
Antenna Polarization (H/V)	Frequency (MHz)	Peak Reading (dBµV)	Average Reading (dBµV)	Preamp Factor (dB)	Antenna Factor (dB/m)	Cable Factor (dB)	Adjusted Peak Reading (dBµV/m)	Adjusted Avg Reading (dBµV/m)	FCC 15.209 High Frequency - Peak			FCC 15.209 High Frequency - Average		
									Limit (dBµV/m)	Margin (dB)	Result (Pass/Fail)	Limit (dBµV/m)	Margin (dB)	Result (Pass/Fail)
V	1032.5	40.0	28.0	20.6	25.0	2.0	46.4	34.4	74.0	-27.6	Pass	54.0	-19.6	Pass
H	2985.5	39.0	25.0	19.9	30.3	3.7	53.1	39.1	74.0	-20.9	Pass	54.0	-14.9	Pass
V	3429.5	38.0	25.0	19.4	31.3	4.0	53.9	40.9	74.0	-20.1	Pass	54.0	-13.1	Pass
H	4188.0	39.0	25.0	18.7	32.1	4.4	56.8	42.8	74.0	-17.2	Pass	54.0	-11.2	Pass
V	4188.0	38.4	25.8	18.7	32.1	4.4	56.2	43.6	74.0	-17.8	Pass	54.0	-10.4	Pass
H	5594.25	38.0	22.0	17.6	34.3	5.2	59.9	43.9	74.0	-14.1	Pass	54.0	-10.1	Pass
Table Result: Pass by -10.1 dB Worst Freq: 5594.25 MHz														
Test Site: EMI Chamber 2				Cable 1: Asset #2052				Cable 2: Asset #2053						
Analyzer: Asset #1327				Preamp: Asset #1517				Antenna: Black Horn						
CSsoft Radiated Emissions Calculator v 1.017.146 Copyright Curtis-Straus LLC 2000														
Adjusted Reading = Reading - Preamp Factor + Antenna Factor + Cable Factor														

Radiated Emissions Table														
Date: 02-Sep-15				Company: Ideal Industries, Inc.				Work Order: P2434						
Engineer: Ahmed Ahmed				EUT Desc: ESC1000 - Smart Connector				EUT Operating Voltage/Frequency: 120Vac/60Hz						
Temp: 23°C				Humidity: 52%				Pressure: 1010mBar						
Frequency Range: 6-10GHz							Measurement Distance: 1 m							
Notes: Channel 902.7MHz.							EUT Max Freq: 927.3MHz							
Antenna Polarization (H/V)	Frequency (MHz)	Peak Reading (dBµV)	Average Reading (dBµV)	Preamp Factor (dB)	Antenna Factor (dB/m)	Cable Factor (dB)	Adjusted Peak Reading (dBµV/m)	Adjusted Avg Reading (dBµV/m)	FCC 15.209 High Frequency - Peak			FCC 15.209 High Frequency - Average		
									Limit (dBµV/m)	Margin (dB)	Result (Pass/Fail)	Limit (dBµV/m)	Margin (dB)	Result (Pass/Fail)
No emission found														
Table Result: --- by --- dB Worst Freq: --- MHz														
Test Site: EMI Chamber 2				Cable 1: Asset #2052				Cable 2: Asset #2053						
Analyzer: Asset #1327				Preamp: Asset #1517				Antenna: Black Horn						
CSsoft Radiated Emissions Calculator v 1.017.146 Copyright Curtis-Straus LLC 2000														
Adjusted Reading = Reading - Preamp Factor + Antenna Factor + Cable Factor														

Rev.8/27/2015

Spectrum Analyzers / Receivers/Preselectors	Range	MN	Mfr	SN	Asset	Cat	Calibration Due	Calibrated on
SA EMI Chamber (1327)	9kHz-13.2 GHz	E4405B	Agilent	MY45103416	1327	I	7/10/2016	7/10/2015
Radiated Emissions Sites	FCC Code	IC Code	VCCI Code	Range	Cat	Calibration Due	Calibrated on	
EMI Chamber 2	719150	2762A-7	A-0015	30-1000MHz	II	3/22/2017	3/22/2015	
Preamps/Couplers Attenuators / Filters	Range	MN	Mfr	SN	Asset	Cat	Calibration Due	Calibrated on
1517 HF Preamp	1-20GHz	CS	CS	N/A	1517	II	8/6/2016	8/6/2015
Antennas	Range	MN	Mfr	SN	Asset	Cat	Calibration Due	Calibrated on
Black Horn	1-18GHz	3115	EMCO	9703-5148	56	I	8/21/2016	8/21/2014
Cables	Range	Mfr	Cat	Calibration Due	Calibrated on			
Asset #2052	9kHz - 18GHz	Florida RF	II	3/8/2016	3/8/2015			
Asset #2053	9kHz - 18GHz	Florida RF	II	3/8/2016	3/8/2015			
Meteorological Meters	MN	Mfr	SN	Asset	Cat	Calibration Due	Calibrated on	
Weather Clock (Pressure Only)	BA928	Oregon Scientific	C3166-1	831	I	3/19/2016	3/19/2014	
TH A#2081	HTC-1	HDE	2081	II	4/2/2016	4/2/2015		

All equipment is calibrated using standards traceable to NIST or other nationally recognized calibration standard.



Curtis-Straus LLC, a wholly owned subsidiary of BV CPS
 One Distribution Center Circle, #1 • Littleton, MA • TEL (978) 486-8880 • FAX (978) 486-8828



Radiated Emissions Table														
Date: 03-Sep-15				Company: Ideal Industries, Inc.				Work Order: P2434						
Engineer: Ahmed Ahmed				EUT Desc: ESC1000 - Smart Connector				EUT Operating Voltage/Frequency: 120Vac/60Hz						
Temp: 23°C				Humidity: 52%				Pressure: 1010mBar						
Frequency Range: 1-6GHz							Measurement Distance: 3 m							
Notes: Channel 915MHz.							EUT Max Freq: 927.3MHz							
Antenna Polarization (H/V)	Frequency (MHz)	Peak Reading (dBµV)	Average Reading (dBµV)	Preamp Factor (dB)	Antenna Factor (dB/m)	Cable Factor (dB)	Adjusted Peak Reading (dBµV/m)	Adjusted Avg Reading (dBµV/m)	FCC 15.209 High Frequency - Peak			FCC 15.209 High Frequency - Average		
									Limit (dBµV/m)	Margin (dB)	Result (Pass/Fail)	Limit (dBµV/m)	Margin (dB)	Result (Pass/Fail)
H	1669.0	38.0	22.7	18.2	26.5	2.5	48.8	33.5	74.0	-25.2	Pass	54.0	-20.5	Pass
V	1830.0	38.1	28.8	18.2	27.2	2.7	49.8	40.5	74.0	-24.2	Pass	54.0	-13.5	Pass
H	1830.0	38.0	27.0	18.2	27.2	2.7	49.7	38.7	74.0	-24.3	Pass	54.0	-15.3	Pass
V	3024.45	36.0	22.0	18.4	30.6	3.7	51.9	37.9	74.0	-22.1	Pass	54.0	-16.1	Pass
V	3592.5	34.0	21.5	17.6	31.5	4.1	52.0	39.5	74.0	-22.0	Pass	54.0	-14.5	Pass
V	4056.41	34.5	21.6	17.3	32.3	4.3	53.8	40.9	74.0	-20.2	Pass	54.0	-13.1	Pass
V	5500.0	34.0	19.7	16.1	34.5	5.2	57.6	43.3	74.0	-16.4	Pass	54.0	-10.7	Pass
Table Result: Pass by -10.7 dB Worst Freq: 5500.0 MHz														
Test Site: EMI Chamber 2				Cable 1: Asset #2052				Cable 2: Asset #2053						
Analyzer: Asset #1327				Preamp: Brown				Antenna: Black Horn						
CSsoft Radiated Emissions Calculator v 1.017.146 Copyright Curtis-Straus LLC 2000														
Adjusted Reading = Reading - Preamp Factor + Antenna Factor + Cable Factor														

Radiated Emissions Table														
Date: 03-Sep-15				Company: Ideal Industries, Inc.				Work Order: P2434						
Engineer: Ahmed Ahmed				EUT Desc: ESC1000 - Smart Connector				EUT Operating Voltage/Frequency: 120Vac/60Hz						
Temp: 23°C				Humidity: 52%				Pressure: 1010mBar						
Frequency Range: 6-10GHz							Measurement Distance: 1 m							
Notes: Channel 915MHz.							EUT Max Freq: 927.3MHz							
Antenna Polarization (H/V)	Frequency (MHz)	Peak Reading (dBµV)	Average Reading (dBµV)	Preamp Factor (dB)	Antenna Factor (dB/m)	Cable Factor (dB)	Adjusted Peak Reading (dBµV/m)	Adjusted Avg Reading (dBµV/m)	FCC 15.209 High Frequency - Peak			FCC 15.209 High Frequency - Average		
									Limit (dBµV/m)	Margin (dB)	Result (Pass/Fail)	Limit (dBµV/m)	Margin (dB)	Result (Pass/Fail)
No emission found														
Table Result: --- by --- dB Worst Freq: --- MHz														
Test Site: EMI Chamber 2				Cable 1: Asset #2052				Cable 2: Asset #2053						
Analyzer: Asset #1327				Preamp: Brown				Antenna: Black Horn						
CSsoft Radiated Emissions Calculator v 1.017.146 Copyright Curtis-Straus LLC 2000														
Adjusted Reading = Reading - Preamp Factor + Antenna Factor + Cable Factor														

Rev.8/27/2015

Spectrum Analyzers / Receivers/Preselectors	Range	MN	Mfr	SN	Asset	Cat	Calibration Due	Calibrated on
SA EMI Chamber (1327)	9kHz-13.2 GHz	E4405B	Agilent	MY45103416	1327	I	7/10/2016	7/10/2015
Radiated Emissions Sites	FCC Code	IC Code	VCCI Code	Range		Cat	Calibration Due	Calibrated on
EMI Chamber 2	719150	2762A-7	A-0015	30-1000MHz		II	3/22/2017	3/22/2015
Preamps/Couplers Attenuators / Filters	Range	MN	Mfr	SN	Asset	Cat	Calibration Due	Calibrated on
Brown	1-10GHz	CS	CS	N/A	1523	II	4/9/2016	4/9/2015
Antennas	Range	MN	Mfr	SN	Asset	Cat	Calibration Due	Calibrated on
Black Horn	1-18GHz	3115	EMCO	9703-5148	56	I	8/21/2016	8/21/2014
Cables	Range	Mfr				Cat	Calibration Due	Calibrated on
Asset #2052	9kHz - 18GHz	Florida RF				II	3/8/2016	3/8/2015
Asset #2053	9kHz - 18GHz	Florida RF				II	3/8/2016	3/8/2015
Meteorological Meters		MN	Mfr	SN	Asset	Cat	Calibration Due	Calibrated on
Weather Clock (Pressure Only)		BA928	Oregon Scientific	C3166-1	831	I	3/19/2016	3/19/2014
TH A#2081		HTC-1	HDE		2081	II	4/2/2016	4/2/2015

All equipment is calibrated using standards traceable to NIST or other nationally recognized calibration standard.



Radiated Emissions Table														
Date: 03-Sep-15				Company: Ideal Industries, Inc.				Work Order: P2434						
Engineer: Ahmed Ahmed				EUT Desc: ESC1000 - Smart Connector				EUT Operating Voltage/Frequency: 120Vac/60Hz						
Temp: 23°C				Humidity: 52%				Pressure: 1010mBar						
Frequency Range: 1-6GHz							Measurement Distance: 3 m							
Notes: Channel 927.3MHz.							EUT Max Freq: 927.3MHz							
Antenna Polarization (H/V)	Frequency (MHz)	Peak Reading (dBµV)	Average Reading (dBµV)	Preamp Factor (dB)	Antenna Factor (dB/m)	Cable Factor (dB)	Adjusted Peak Reading (dBµV/m)	Adjusted Avg Reading (dBµV/m)	FCC 15.209 High Frequency - Peak			FCC 15.209 High Frequency - Average		
									Limit (dBµV/m)	Margin (dB)	Result (Pass/Fail)	Limit (dBµV/m)	Margin (dB)	Result (Pass/Fail)
V	1854.6	38.0	28.0	18.2	27.3	2.7	49.8	39.8	74.0	-24.2	Pass	54.0	-14.2	Pass
H	1854.6	37.9	26.0	18.2	27.3	2.7	49.7	37.8	74.0	-24.3	Pass	54.0	-16.2	Pass
V	3004.0	38.0	23.6	18.4	30.5	3.7	53.8	39.4	74.0	-20.2	Pass	54.0	-14.6	Pass
V	3430.85	39.0	25.1	17.8	31.3	4.0	56.5	42.6	74.0	-17.5	Pass	54.0	-11.4	Pass
V	4205.0	38.0	25.3	17.1	32.1	4.4	57.4	44.7	74.0	-16.6	Pass	54.0	-9.3	Pass
V	5587.5	35.8	22.0	16.1	34.3	5.2	59.2	45.4	74.0	-14.8	Pass	54.0	-8.6	Pass
Table Result: Pass by -8.6 dB Worst Freq: 5587.5 MHz														
Test Site: EMI Chamber 2				Cable 1: Asset #2052				Cable 2: Asset #2053						
Analyzer: Asset #1327				Preamp: Brown				Antenna: Black Horn						
CSsoft Radiated Emissions Calculator v 1.017.146 Copyright Curtis-Straus LLC 2000														
Adjusted Reading = Reading - Preamp Factor + Antenna Factor + Cable Factor														

Radiated Emissions Table														
Date: 03-Sep-15				Company: Ideal Industries, Inc.				Work Order: P2434						
Engineer: Ahmed Ahmed				EUT Desc: ESC1000 - Smart Connector				EUT Operating Voltage/Frequency: 120Vac/60Hz						
Temp: 23°C				Humidity: 52%				Pressure: 1010mBar						
Frequency Range: 6-10GHz							Measurement Distance: 1 m							
Notes: Channel 927.3MHz.							EUT Max Freq: 927.3MHz							
Antenna Polarization (H/V)	Frequency (MHz)	Peak Reading (dBµV)	Average Reading (dBµV)	Preamp Factor (dB)	Antenna Factor (dB/m)	Cable Factor (dB)	Adjusted Peak Reading (dBµV/m)	Adjusted Avg Reading (dBµV/m)	FCC 15.209 High Frequency - Peak			FCC 15.209 High Frequency - Average		
									Limit (dBµV/m)	Margin (dB)	Result (Pass/Fail)	Limit (dBµV/m)	Margin (dB)	Result (Pass/Fail)
No emission found														
Table Result: --- by --- dB Worst Freq: --- MHz														
Test Site: EMI Chamber 2				Cable 1: Asset #2052				Cable 2: Asset #2053						
Analyzer: Asset #1327				Preamp: Brown				Antenna: Black Horn						
CSsoft Radiated Emissions Calculator v 1.017.146 Copyright Curtis-Straus LLC 2000														
Adjusted Reading = Reading - Preamp Factor + Antenna Factor + Cable Factor														

Rev.8/27/2015

Spectrum Analyzers / Receivers/Preselectors	Range	MN	Mfr	SN	Asset	Cat	Calibration Due	Calibrated on
SA EMI Chamber (1327)	9kHz-13.2 GHz	E4405B	Agilent	MY45103416	1327	I	7/10/2016	7/10/2015
Radiated Emissions Sites	FCC Code	IC Code	VCCI Code	Range	Cat	Calibration Due	Calibrated on	
EMI Chamber 2	719150	2762A-7	A-0015	30-1000MHz	II	3/22/2017	3/22/2015	
Preamps/Couplers Attenuators / Filters	Range	MN	Mfr	SN	Asset	Cat	Calibration Due	Calibrated on
Brown	1-10GHz	CS	CS	N/A	1523	II	4/9/2016	4/9/2015
Antennas	Range	MN	Mfr	SN	Asset	Cat	Calibration Due	Calibrated on
Black Horn	1-18GHz	3115	EMCO	9703-5148	56	I	8/21/2016	8/21/2014
Cables	Range	Mfr	SN	Asset	Cat	Calibration Due	Calibrated on	
Asset #2052	9kHz - 18GHz	Florida RF			II	3/8/2016	3/8/2015	
Asset #2053	9kHz - 18GHz	Florida RF			II	3/8/2016	3/8/2015	
Meteorological Meters	MN	Mfr	SN	Asset	Cat	Calibration Due	Calibrated on	
Weather Clock (Pressure Only)	BA928	Oregon Scientific	C3166-1	831	I	3/19/2016	3/19/2014	
TH A#2081	HTC-1	HDE		2081	II	4/2/2016	4/2/2015	

All equipment is calibrated using standards traceable to NIST or other nationally recognized calibration standard.



Conducted Spurious Emissions

LIMITS

In any 100 kHz bandwidth outside the frequency band in which the spread spectrum or digitally modulated intentional radiator is operating, the radio frequency power that is produced by the intentional radiator shall be at least 20dB below that in the 100kHz bandwidth that contains the highest level of desired power based on either an RF conducted or a radiated measurement, provided the transmitter demonstrates compliance with the peak conducted power limits. If the transmitter complies with the conducted power limits based on the use of RMS averaging over a time interval, as permitted under paragraph (b)(3) of this section, the attenuation required under this paragraph shall be **30 dB** instead of 20 dB ...
 [15.247(d)]

MEASUREMENTS / RESULTS

Band Edge Measurements

Conducted Band Edge			
Date: 26-Aug-15	Company: Ideal Industries, Inc.	Work Order: P2434	
Engineer: Ryan Brown	EUT Desc: ESC1000	EUT Operating Voltage/Frequency: 120Vac/60Hz	
Temp: 23.1°C	Humidity: 59%	Pressure: 1004mBar	
Frequency Range: Band Edge			
Notes:			
Test Site: CEM13	Attenuation: 1840		
Analyzer: 1510			

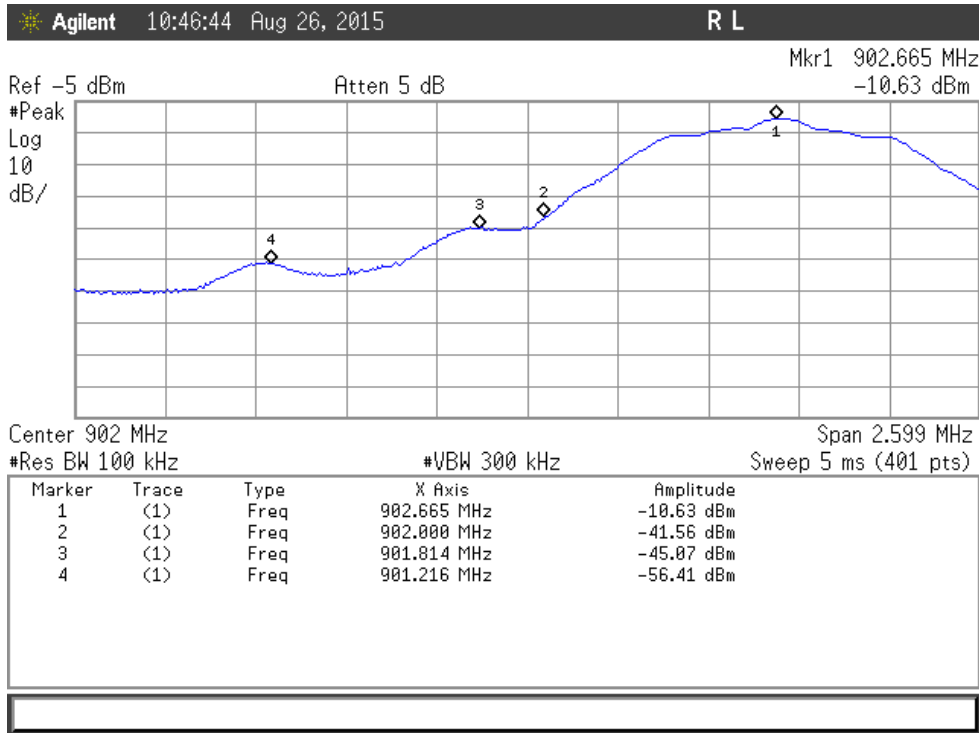
Rev. 10/19/2015

Spectrum Analyzers / Receivers / Preselectors	Range	MN	Mfr	SN	Asset	Cat	Calibration Due	Calibrated on
Brown	9kHz-26.5GHz	E4407B	Agilent	SG44210511	1510	I	6/30/2016	6/30/2015
Preamps / Couplers Attenuators / Filters	Range	MN	Mfr	SN	Asset	Cat	Calibration Due	Calibrated on
HF 30dB 50W Attenuator	0.009-18 GHz	PE 7322-30	Pasternack	1	1840	II	9/15/2016	9/15/2015
Conducted Test Sites (Mains / Telco)	FCC Code	VCCI Code				Cat	Calibration Due	Calibrated on
CEM13	719150	A-0015				III	NA	N/A
Meteorological Meters		MN	Mfr	SN	Asset	Cat	Calibration Due	Calibrated on
Weather Clock (Pressure Only)		BA928	Oregon Scientific	C3166-1	831	I	3/19/2016	3/19/2014
TH A#2078		HTC-1	HDE		2078	II	4/2/2016	4/2/2015

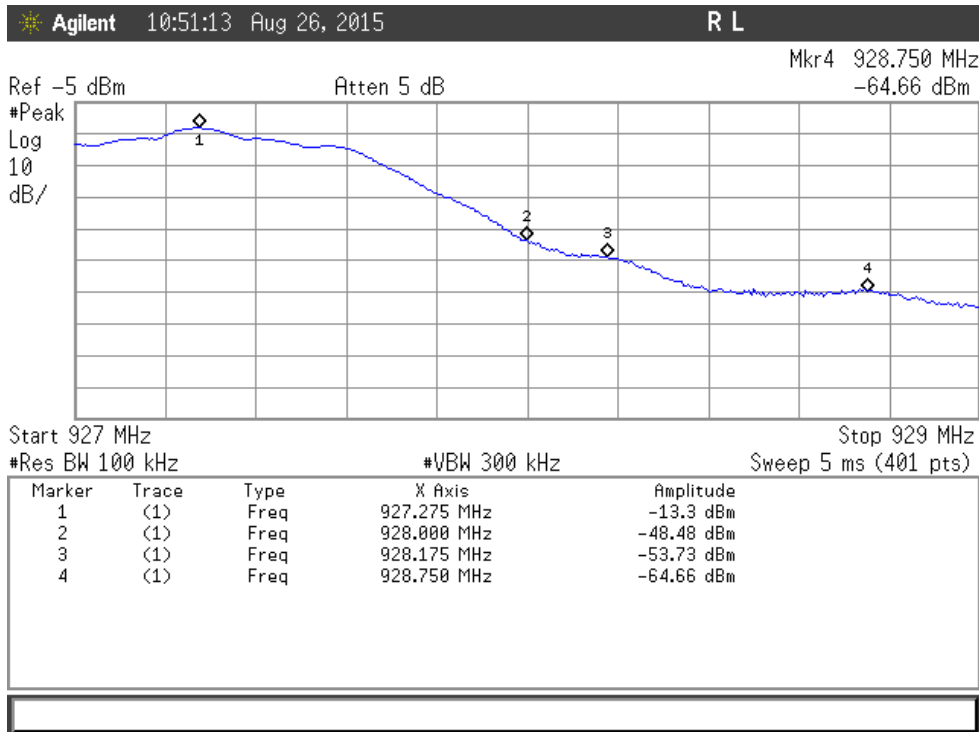
All equipment is calibrated using standards traceable to NIST or other nationally recognized calibration standard.



PLOTS



Band Edge, Lower Channel Overview



Band Edge, Upper Channel Overview



Conducted Spurious Emission

Conducted Spurious Emissions			
Date: 04-Sep-15	Company: Ideal Industries, Inc.	Work Order: P2434	
Engineer: Ryan Brown	EUT Desc: ESC1000	EUT Operating Voltage/Frequency: 120Vac/60Hz	
Temp: 22°C	Humidity: 51%	Pressure: 1014mBar	
Frequency Range: 2 to 10000 MHz			
<p>Notes: Conducted EMI at the EUT antenna port For these scans, the spectrum analyzer was set to the following: Span: 400 MHz or lower Resolution Bandwidth: 100 KHz Video Bandwidth: 300 KHz Points per Sweep: 8192</p> <p>The frequency range 2MHz-10GHz was tested at EUT antenna port and no emissions were found within 10dB of the limit, which was set at 30dB below the power of the transmit frequency. The low, mid, and high channels were tested. (Spurious Conducted Emissions at the Antenna port plots for illustrations only.)</p>			
Test Site: CEMI3	Attenuation: 1840		
Analyzer: 1510			

Spurious Conducted Emissions - Maximum Peak PSD in 100 KHz RBW			
Date: 04-Sep-15	Company: Ideal Industries, Inc.	Work Order: P2434	
Engineer: Ryan Brown	EUT Desc: ESC1000	EUT Operating Voltage/Frequency: 120Vac/60Hz	
Temp: 22°C	Humidity: 51%	Pressure: 1014mBar	
Frequency Range: Fundamental Reference			
Notes: Maximum Peak PSD in 100 KHz RBW			
Frequency (MHz)	Reading (dBm)	Attenuation (dB)	Adjusted Reading (dBm)
902.7	-9.790	29.72	19.9
Test Site: CEMI3	Attenuation: 1840		
Analyzer: 1510			

Copyright Curtis-Straus LLC 2000

Conducted Spurious Emission						
Date: 04-Sep-15	Company: Ideal Industries, Inc.	Work Order: P2434				
Engineer: Ryan Brown	EUT Desc: ESC1000	EUT Operating Voltage/Frequency: 120Vac/60Hz				
Temp: 22°C	Humidity: 51%	Pressure: 1014mBar				
Frequency Range: 30 to 10000 MHz						
Notes: The Limit here is set to -30dB from the max in-band peak PSD level in 100kHz RBW (Attenuation factor included or 29.72dB) *Noise floor reading						
Frequency (MHz)	Reading (dBm)	Attenuation (dB)	Final Conducted Reading (dBm)	FCC 15.247		
				Limit (dBm)	Margin (dB)	Result (Pass/Fail)
*2960.2	-65.54	29.72	-35.82	-10.1	-25.72	Pass
Table Result: Pass by -25.72 dB				Worst Freq: 2960.2 MHz		
Test Site: CEMI3	Attenuation: 1840					
Analyzer: 1510						

Copyright Curtis-Straus LLC 2000

Rev. 10/19/2015

Spectrum Analyzers / Receivers /Preselectors	Range	MN	Mfr	SN	Asset	Cat	Calibration Due	Calibrated on	
Brown	9kHz-26.5GHz	E4407B	Agilent	SG44210511	1510	I	6/30/2016	6/30/2015	
Preamps /Couplers Attenuators / Filters	Range	MN	Mfr	SN	Asset	Cat	Calibration Due	Calibrated on	
HF 30dB 50W Attenuator	0.009-18 GHz	PE 7322-30	Pasternack	1	1840	II	9/15/2016	9/15/2015	
Conducted Test Sites (Mains/ Telco)	FCC Code	VCCI Code	Cat	Calibration Due	Calibrated on				
CEMI 3	719150	A-0015	III	NA	N/A				
Meteorological Meters	MN	Mfr	SN	Asset	Cat	Calibration Due	Calibrated on		
Weather Clock (Pressure Only) TH A#2078	BA928 HTC-1	Oregon Scientific HDE	C3166-1	831 2078	I II	3/19/2016 4/2/2016	3/19/2014 4/2/2015		

All equipment is calibrated using standards traceable to NIST or other nationally recognized calibration standard.



Power Spectral Density

LIMIT

...the power spectral density conducted from the intentional radiator to the antenna shall not be greater than 8dBm in any 3 kHz band during any time interval of continuous transmission.
[15.247(e)]

Per 558074 D01 DTS Measurement Guidance v0303 Section 10.3 Method AVGPSD-1 (Average PSD)

MEASUREMENTS / RESULTS

Power Spectral Density				
Date: 05-Jan-16	Company: Ideal Industries, Inc.	Work Order: P2434		
Engineer: Ryan Brown	EUT Desc: ESC1000	EUT Operating Voltage/Frequency: 120Vac/60Hz		
Temp: 25.3°C	Humidity: 45%	Pressure: 1004mBar		
Frequency Range: 902.7 - 927.3 MHz				
Notes: Attenuation factor is included in the reading (29.72 dB - worst case)				
Frequency (MHz)	Reading (attenuation factor included) (dBm)	FCC 15.247		
		Limit (dBm)	Margin (dB)	Result (Pass/Fail)
902.7	5.316	8.0	-2.68	Pass
915	3.424	8.0	-4.58	Pass
927.3	2.354	8.0	-5.65	Pass
Table Result: Pass by -2.68 dB		Worst Freq: 902.7 MHz		
Test Site: CEMI3		Attenuation: 1840		
Analyzer: 1510				

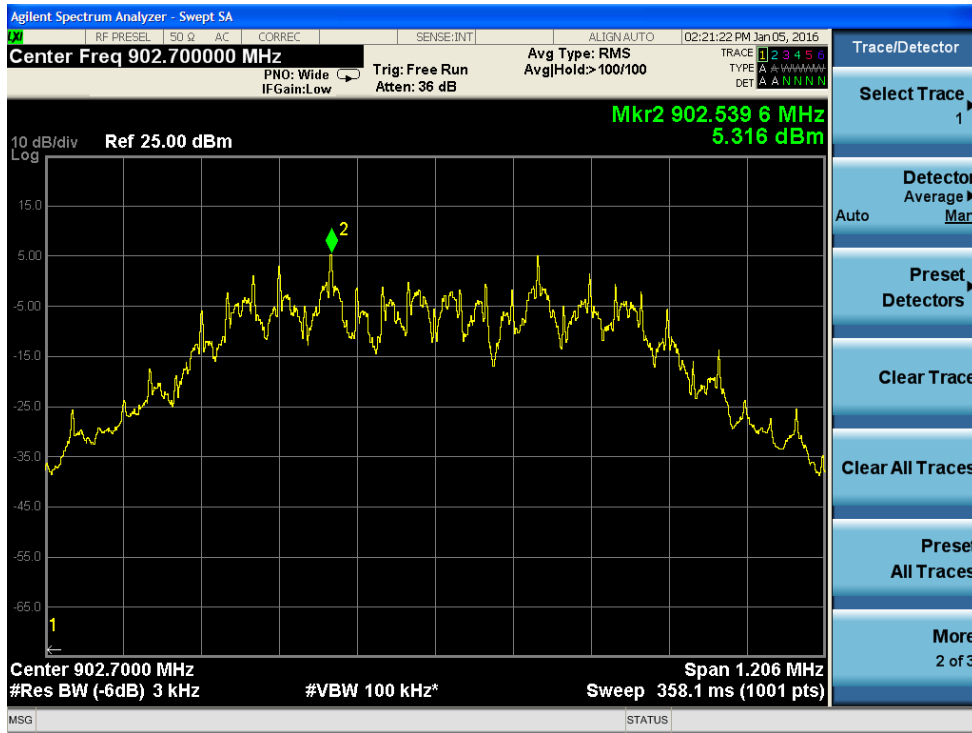
Rev. 1/25/2016

Spectrum Analyzers / Receivers / Preselectors	Range	MN	Mfr	SN	Asset	Cat	Calibration Due	Calibrated on
MXE EMI Receiver	20Hz-26.5GHz	N9038A	Agilent	MY51210181	2093	I	7/21/2016	7/21/2015
Preamps / Couplers Attenuators / Filters	Range	MN	Mfr	SN	Asset	Cat	Calibration Due	Calibrated on
HF 30dB 50W Attenuator	0.009-18 GHz	PE 7322-30	Pasternack	1	1840	II	9/15/2016	9/15/2015
Conducted Test Sites (Mains / Telco)	FCC Code	VCCI Code				Cat	Calibration Due	Calibrated on
CEMI 2	719150	A-0015				III	NA	N/A
Meteorological Meters		MN	Mfr	SN	Asset	Cat	Calibration Due	Calibrated on
Weather Clock (Pressure Only)		BA928	Oregon Scientific	C3166-1	831	I	3/19/2016	3/19/2014
TH A#2078		HTC-1	HDE		2078	II	4/2/2016	4/2/2015

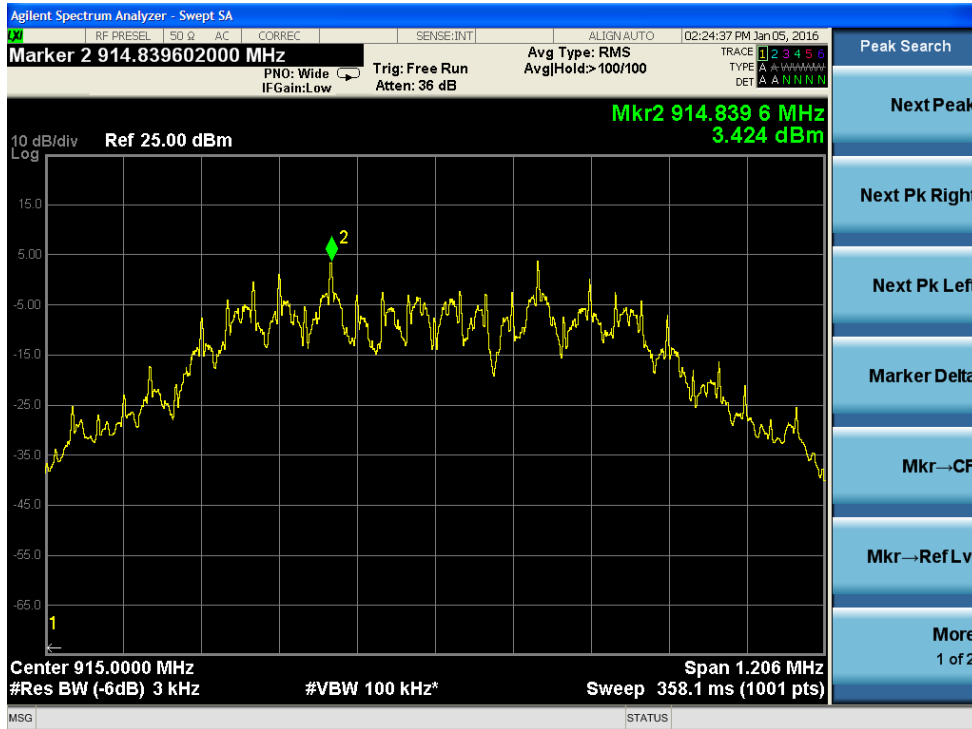
All equipment is calibrated using standards traceable to NIST or other nationally recognized calibration standard.



PLOTS



Power Spectral Density, Low Channel



Power Spectral Density, Middle Channel



AC Line Conducted Emissions LIMITS

Frequency of emission (MHz)	Quasi-peak limit (dBµV)	Average limit (dBµV)
0.15-0.5	66 to 56*	56 to 46*
0.5-5	56	46
5-30	60	50

*Decreases with the logarithm of the frequency.

[47 CFR 15.207(a)]

MEASUREMENTS / RESULTS

AC Conducted Emissions Data Table														
Date: 25-Aug-15 Engineer: Ryan Brown Temp: 23.2 °C				Company: Ideal Industries, Inc. EUT Desc: ESC1000 - Smart Connector Humidity: 61%				Work Order: P2434 Pressure: 1004 mBar						
Notes:														
Frequency Range: 15-30MHz EUT Input Voltage/Frequency: 120V/60Hz														
Frequency (MHz)	Quasi-Peak Readings		Average Readings		LISN Factors		Cable Factor (dB)	ATTN Factor (dB)	FCC 15.207			FCC 15.207		
	QP1 (dBµV)	QP2 (dBµV)	AVG1 (dBµV)	AVG2 (dBµV)	L1 (dB)	L2 (dB)			QP Limit (dBµV)	Margin (dB)	Result (Pass/Fail)	AVG Limit (dBµV)	Margin (dB)	Result (Pass/Fail)
0.17	32.3	29.2	18.3	15.4	-0.1	-0.1	0.0	-19.7	64.8	-12.8	Pass	54.8	-16.8	Pass
1.03	16.7	19.0	16.7	19.0	0.0	0.0	0.0	-19.7	56.0	-17.3	Pass	46.0	-7.3	Pass
5.20	11.7	13.2	11.7	13.2	0.0	-0.1	-0.1	-19.7	60.0	-27.0	Pass	50.0	-19.3	Pass
11.58	9.8	10.9	9.8	10.9	-0.1	-0.1	-0.1	-19.7	60.0	-29.3	Pass	50.0	-19.3	Pass
19.07	11.1	11.5	11.1	11.5	-0.1	-0.1	-0.1	-19.7	60.0	-28.6	Pass	50.0	-18.6	Pass
30.00	13.2	11.2	13.2	11.2	-0.2	-0.2	-0.2	-19.7	60.0	-26.8	Pass	50.0	-16.8	Pass
Result: Pass				Worst Margin: -7.3 dB				Frequency: 1.030 MHz						
Measurement Device: LISN ASSET 1732(Line 1) LISN ASSET 1733(Line 2)						Cable: CEMI-04		Spectrum Analyzer: Reference EMI Test Receiver						
						Attenuator: 20dB Attenuator-73		Site: CEMI3						

Rev.8/14/2015

Spectrum Analyzers / Receivers / Preselectors MXE EMI Receiver	Range 20Hz-8.4GHz	MN N9038A	Mfr Agilent	SN MY53290009	Asset 1168255	Cat I	Calibration Due 6/16/2016	Calibrated on 6/16/2015
LISNs/Measurement Probes LISN Asset 1732 LISN Asset 1733	Range 150kHz-30MHz 150kHz-30MHz	MN LI-150A LI-150A	Mfr Com-Power Com-Power	SN 201094 201095	Asset 1732 1733	Cat I I	Calibration Due 2/12/2016 2/12/2016	Calibrated on 2/12/2015 2/12/2015
Conducted Test Sites (Mains / Telco) CEMI-03	FCC Code 9kHz - 2GHz	VCCI Code C-S				Cat II	Calibration Due 9/14/2015	Calibrated on 9/14/2014
Cables CEMI-04	Range 9kHz - 2GHz		Mfr C-S			Cat II	Calibration Due 1/31/2016	Calibrated on 1/31/2015
Attenuators 20dB Attenuator-73	Range 9kHz-2GHz	MN	Mfr	SN N/A	Asset	Cat II	Calibration Due 9/25/2015	Calibrated on 9/25/2014
Meteorological Meters TH A#2078		MN	Mfr	SN	Asset	Cat	Calibration Due	Calibrated on
		HTC-1	HDE	2078		II	4/2/2016	4/2/2015

All equipment is calibrated using standards traceable to NIST or other nationally recognized calibration standard.



Occupied Bandwidth

REQUIREMENT

When an occupied bandwidth is not specified in the applicable RSS, the transmitted signal bandwidth to be reported is to be its 99% emission bandwidth, as calculated or measured. [RSS-GEN 4.6.1]

MEASUREMENTS / RESULTS

99% OCCUPIED BANDWIDTH	
Date: 25-Aug-15	Company: Ideal Industries, Inc.
Engineer: Ryan Brown	EUT Desc: ESC1000
Temp: 23.2°C	Humidity: 61%
	Pressure: 1004mBar
Work Order: P2434	
EUT Operating Voltage/Frequency: 120Vac/60Hz	
Frequency Range: 902.7 - 927.3 MHz	
Notes:	
Frequency (MHz)	Occupied Bandwidth Reading (KHz)
902.7	800.5242
915	804.9397
927.3	801.4344
Test Site: CEM13	Attenuation: 1840
Analyzer: 1510	

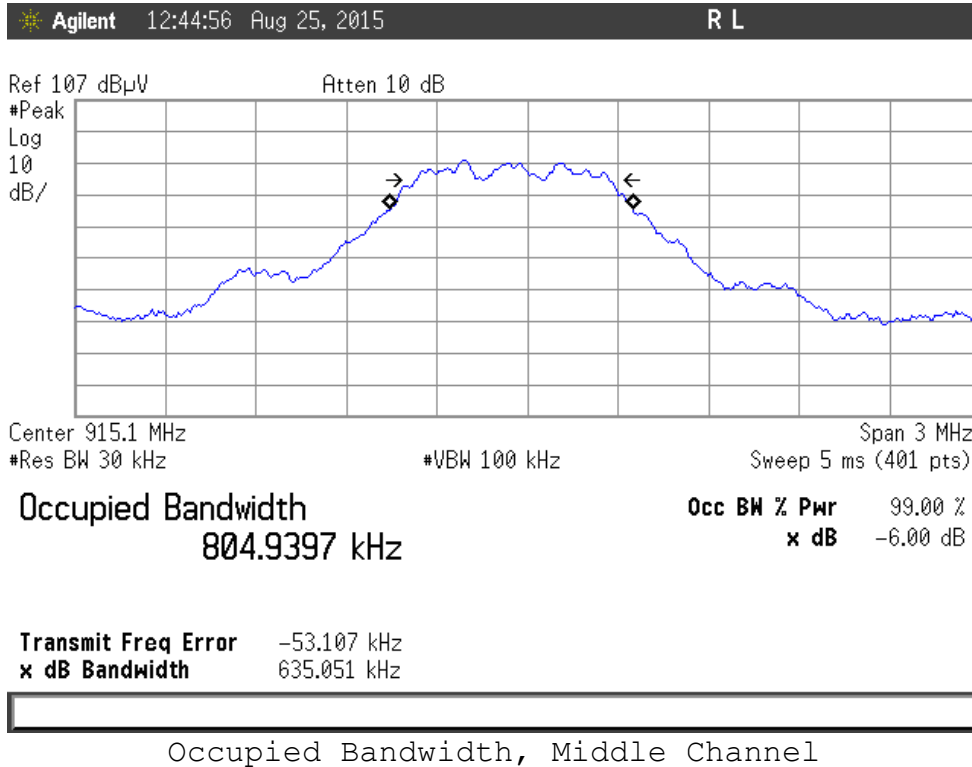
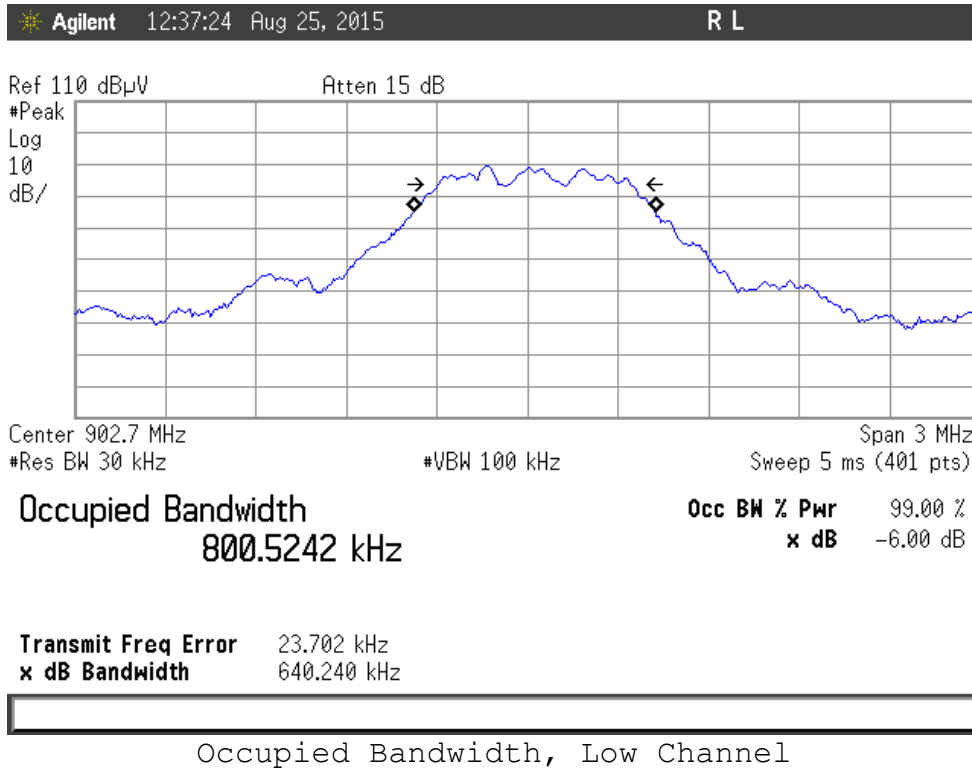
Rev. 10/19/2015

Spectrum Analyzers / Receivers / Preselectors	Range	MN	Mfr	SN	Asset	Cat	Calibration Due	Calibrated on	
Brown	9kHz-26.5GHz	E4407B	Agilent	SG44210511	1510	I	6/30/2016	6/30/2015	
Preamps / Couplers Attenuators / Filters	Range	MN	Mfr	SN	Asset	Cat	Calibration Due	Calibrated on	
HF 30dB 50W Attenuator	0.009-18 GHz	PE 7322-30	Pasternack	1	1840	II	9/15/2016	9/15/2015	
Conducted Test Sites (Mains / Telco)	FCC Code	VCCI Code	Cat	Calibration Due	Calibrated on				
CEM13	719150	A-0015	III	NA	N/A				
Meteorological Meters	MN	Mfr	SN	Asset	Cat	Calibration Due	Calibrated on		
Weather Clock (Pressure Only)	BA928	Oregon Scientific	C3166-1	831	I	3/19/2016	3/19/2014		
TH A#2078	HTC-1	HDE		2078	II	4/2/2016	4/2/2015		

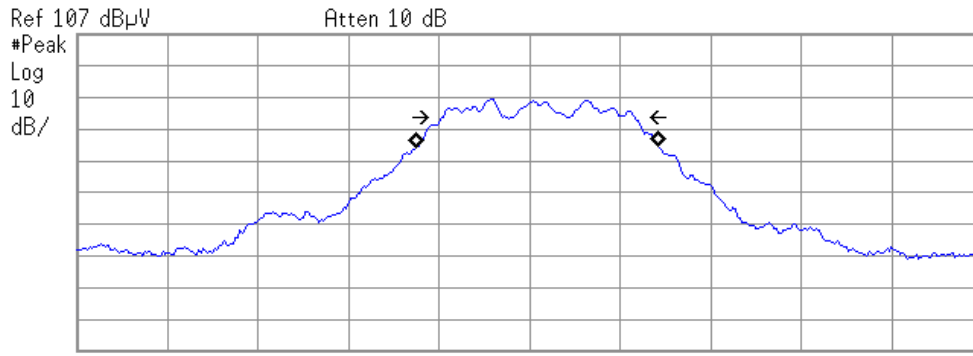
All equipment is calibrated using standards traceable to NIST or other nationally recognized calibration standard.



PLOTS



Agilent 12:53:34 Aug 25, 2015 R L



Center 927.3 MHz Span 3 MHz
#Res BW 30 kHz #VBW 100 kHz Sweep 5 ms (401 pts)

Occupied Bandwidth
801.4344 kHz

Occ BW % Pwr 99.00 %
x dB -6.00 dB

Transmit Freq Error 25.738 kHz
x dB Bandwidth 637.431 kHz



Occupied Bandwidth, High Channel



Measurement Uncertainty

The listed uncertainties are the worst case uncertainty for the entire range of measurement. Please note that the uncertainty values are provided for informational purposes only and are not used in determining the PASS/FAIL results.

Measurement	Expanded Uncertainty k=2	Maximum allowable uncertainty
Radiated Emissions (30-1000MHz)		
NIST	5.6dB	N/A
CISPR	4.6dB	5.2dB (Ucisprr)
Radiated Emissions (1-26.5GHz)	4.6dB	N/A
Radiated Emissions (above 26.5GHz)	4.9dB	N/A
RF power, conducted	0.40dB	0.75dB
Maximum frequency deviation:		
• Within 300Hz and 6kHz of audio frequency / Within 6kHz and 25kHz of audio frequency	3.4% 0.3dB	5% 3dB
Adjacent channel power	1.9dB	3dB
Conducted spurious emission of transmitter, valid up to 12.75GHz	2.39dB	3dB
Conducted emission of receivers	1.3dB	3dB
Radiated emission of transmitter, valid up to 26.5GHz	3.9dB	6dB
Radiated emission of transmitter, valid up to 80GHz	3.3dB	6dB
Radiated emission of receiver, valid up to 26.5GHz	3.9dB	6dB
Radiated emission of receiver, valid up to 80GHz	3.3dB	6dB
Humidity	2.37%	5%
Temperature	0.7°C	1.0°C
Time	4.1%	10%
RF Power Density, Conducted	0.4dB	3dB
DC and low frequency voltages	1.3%	3%
Voltage (AC, <10kHz)	1.3%	2%
Voltage (DC)	0.62%	1%
The above reflects a 95% confidence level		



Conditions Of Testing

[Bureau Veritas Consumer Products Services, Inc., a Massachusetts corporation], and/or its affiliates (collectively, the "Company") will conduct, at the request of the Submitter ("Client"), the tests specified on the submitted Test Request Form or equivalent in accordance with, and subject to, the following terms and conditions (collectively, "Conditions"):

1. All orders for tests are subject to acceptance by the Company, and no order will constitute a binding commitment of the Company unless and until such order is accepted by it, as evidenced by the issuance of a written report ("Test Report") by the Company. The Test Report is issued solely by the Company, is intended for the exclusive use of Client and shall not be published, used for advertising purposes, copied or replicated for distribution to any other person or entity or otherwise publicly disclosed without the prior written consent of the Company. By submitting a request for services to the Company, Client consents to the disclosure to accreditation bodies of those records of Client relevant to the accreditation body's assessment of the Company's competence and compliance with relevant accreditation criteria. The Company shall not be liable for any loss or damage whatsoever resulting from the failure of the Company to provide its services within any time period for completion estimated by the Company. If Client anticipates using the Test Report in any legal proceeding, arbitration, dispute resolution forum or other proceeding, it shall so notify the Company prior to submitting the Test Report in such proceeding. The Company has no obligation to provide a fact or expert witness at such proceeding unless the Company agrees in advance to do so for a separate and additional fee.
2. The Test Report will set forth the findings of the Company solely with respect to the test samples identified therein. Unless specifically and expressly indicated in the Test Report, the results set forth in such Test Report are not intended to be indicative or representative of the quality or characteristics of the lot from which a test sample is taken, and Client shall not rely upon the Test Report as being so indicative or representative of the lot or of the tested product in general. The Test Report will reflect the findings of the Company at the time of testing only, and the Company shall have no obligation to update the Test Report after its issuance. The Test Report will set forth the results of the tests performed by the Company based upon the written information provided to the Company. The Test Report will be based solely on the samples and written information submitted to the Company by Client, and the Company shall not be obligated to conduct any independent investigation or inquiry with respect thereto.
3. The Company may, in its sole discretion, destroy samples which have been furnished to the Company for testing and which have not been destroyed in the course of testing. The Company may delegate the performance of all or a portion of the services contemplated hereunder to an affiliate, agent or subcontractor of the Company, and Client consents to such delegation.
4. These Conditions and the Test Report represent the entire understanding of the parties hereto with respect to the subject matter hereof and of the Test Report, and no modification, variance or extrapolation with respect thereto shall be permitted without the prior written consent of the Company.
5. The names, service marks, trademarks and copyrights of the Company and its affiliates, including the names "**BUREAU VERITAS**," "**BUREAU VERITAS CONSUMER PRODUCTS SERVICES**," "**BVCPS**," "**MTL**," "**ACTS**," "**MTL-ACTS**" and "**CURTIS-STRAUS**" (collectively, the "Marks") are and shall remain the sole property of the Company or its affiliates and shall not be used by Client except solely to the extent that Client obtains the prior written approval of the Company and then only in the manner prescribed by the Company. Client shall not contest the validity of the Marks or take any action that might impair the value or goodwill associated with the Marks or the image or reputation of the Company or its affiliates.
6. Payment in full shall be due 30 days after the date of invoice. Interest shall be due on overdue amounts from the due date until paid at an interest rate of 1.5% per month or, if less, the maximum rate permitted by law. The Company reserves the right, at any time and from time to time, to revoke any credit extended to Client. Client shall reimburse the Company for any costs it incurs in collecting past due amounts, including court costs and fees and expenses of attorneys and collection agencies. The Test Report may not be used or relied upon by Client if and for so long as Client fails to pay when due any invoice issued by the Company or any affiliate of it to Client or any affiliate or subsidiary of Client together with interest and penalties, if any, accrued thereon.
7. The Company disclaims any and all responsibility or liability arising out of or in connection with e-mail transmissions of such information.
8. Client understands and agrees that the Company is neither an insurer nor a guarantor, that the Company does not take the place of Client or any designer, manufacturer, agent, buyer, distributor or transportation or shipping company, and that the Company disclaims all liability in such capacities. Client further understands that if it seeks assurance against loss or damage, it should obtain appropriate insurance.
9. Client agrees that the Company, by providing the services, does not take the place of Client nor any third party, nor does the Company release them from any of their obligations, nor does the Company otherwise assume, abridge, abrogate or undertake to discharge any duty of any third party to Client or any duty of Client or any third party to any other third party, and Client will not release any third party from its obligations and duties with respect to the tested goods.
10. Client shall, on a timely basis, (a) provide adequate instructions to the Company in order to enable the Company to perform properly its services, (b) provide, or cause Client's suppliers and contractors to provide, the Company with all documents necessary to enable the Company to perform its services, (c) furnish the Company with all relevant information regarding Client's intended use and purposes of the tested goods, (d) advise the Company of essential dates and deadlines relevant to the tested goods and (e) fully exercise all rights and remedies available to Client against third parties in respect of the tested goods.
11. The Company shall undertake due care and ordinary skill in the performance of its services to Client, and the Company shall accept responsibility only where such skill has not been exercised and, even in such event, only to the extent of the limitation of liability set forth herein.
12. If Client desires to assert a claim arising from or relating to (i) the performance, purported performance or non-performance of any services by the Company or (ii) the sale, resale, manufacture, distribution or use of any tested goods, it must submit that claim to the Company in a writing that sets forth with particularity the basis for such claim within 60 days from discovery of the potential claim and not more than six months after the date of issuance of the Test Report to Client. Client waives any and all such claims including, without limitation, claims that the Test Report is inaccurate, incomplete or misleading or that additional or different testing is required, unless and then only to the extent that Client submits a written claim to the Company within both such time periods.
13. CLIENT SHALL, EXCEPT TO THE EXTENT OF COMPANY'S LIABILITY TO CLIENT HEREUNDER (WHICH IN NO EVENT SHALL EXCEED THE LIMITATION OF LIABILITY HEREIN), HOLD HARMLESS AND INDEMNIFY THE COMPANY, ITS AFFILIATES AND THEIR RESPECTIVE DIRECTORS, OFFICERS, EMPLOYEES, AGENTS AND SUBCONTRACTORS AGAINST ALL ACTUAL OR ALLEGED THIRD PARTY CLAIMS FOR LOSS, DAMAGE OR EXPENSE OF WHATSOEVER NATURE AND HOWSOEVER ARISING FROM OR RELATING TO (i) THE PERFORMANCE, PURPORTED PERFORMANCE OR NON-PERFORMANCE OF ANY SERVICES BY THE COMPANY OR (ii) THE SALE, RESALE, MANUFACTURE, DISTRIBUTION OR USE OF ANY TESTED GOODS.



Curtis-Straus LLC, a wholly owned subsidiary of BV CPS

One Distribution Center Circle, #1 • Littleton, MA • TEL (978) 486-8880 • FAX (978) 486-8828



14. EXCEPT AS MAY OTHERWISE BE EXPRESSLY AGREED TO IN WRITING BY THE COMPANY AND NOTWITHSTANDING ANY PROVISION TO THE CONTRARY CONTAINED HEREIN OR IN ANY TEST REPORT, NO WARRANTY OR GUARANTEE, EXPRESS OR IMPLIED, INCLUDING ANY WARRANTY OF MERCHANTABILITY OR FITNESS FOR A PARTICULAR PURPOSE OR USE, IS MADE.

15. (A) IN NO EVENT WHATSOEVER SHALL THE COMPANY BE LIABLE FOR ANY CONSEQUENTIAL, SPECIAL, INCIDENTAL, EXEMPLARY OR PUNITIVE DAMAGES IN CONNECTION WITH, RELATING TO OR ARISING OUT OF THE TEST REPORT OR THE SERVICES PROVIDED BY THE COMPANY HEREUNDER, INCLUDING WITHOUT LIMITATION LOSS OF OR DAMAGE TO PROPERTY; LOSS OF INCOME, PROFIT OR USE; OR ANY CLAIMS OR DEMANDS MADE AGAINST CLIENT OR ANY OTHER PERSON BY ANY THIRD PARTY IN CONNECTION WITH, RELATING TO OR ARISING OUT OF THE SERVICES PROVIDED BY THE COMPANY HEREUNDER.

(B) NOTWITHSTANDING ANY PROVISION TO THE CONTRARY CONTAINED HEREIN, AND IN RECOGNITION OF THE RELATIVE RISKS AND BENEFITS TO CLIENT AND THE COMPANY ASSOCIATED WITH THE TESTING SERVICES CONTEMPLATED HEREBY, THE RISKS HAVE BEEN ALLOCATED SUCH THAT UNDER NO CIRCUMSTANCES WHATSOEVER SHALL THE LIABILITY OF THE COMPANY TO CLIENT OR ANY THIRD PARTY IN RESPECT OF ANY CLAIM FOR LOSS, DAMAGE OR EXPENSE, OF WHATSOEVER NATURE OR MAGNITUDE, AND HOWSOEVER ARISING, EXCEED AN AMOUNT EQUAL TO FIVE (5) TIMES THE AMOUNT OF THE FEES PAID TO THE COMPANY FOR THE SPECIFIC SERVICES WHICH GAVE RISE TO SUCH CLAIM OR U.S.\$10,000, WHICHEVER IS THE LESSER AMOUNT.

16. The Company shall not be liable for any loss or damage resulting from any delay or failure in performance of its obligations hereunder resulting directly or indirectly from any event of force majeure or any event outside the control of the Company. If any such event occurs, the Company may immediately cancel or suspend its performance hereunder without incurring any liability whatsoever to Client.

17. Company's services, including these Conditions, shall be governed by, and construed in accordance with, the local laws of the country where the Company performs the tests or, in the case of tests performed in the United States of America, the laws of Massachusetts without regard to conflicts of laws principles. If any aspect(s) of these Conditions is found to be illegal or unenforceable, the validity, legality and enforceability of all remaining aspects of these Conditions shall not in any way be affected or impaired thereby. Any proceeding related to the subject matter hereof shall be brought, if at all, in the courts of the country where the Company performs the tests or, in the case of tests performed in the United States of America, in the courts of Massachusetts. Client waives the right to interpose any counterclaim or setoffs of any nature in any litigation arising hereunder.

The complete list of the Approved Subcontractors Curtis-Straus may use to delegate the performance of work can be provided upon request. Rev.160009121(2)_#684340 v14CS

