

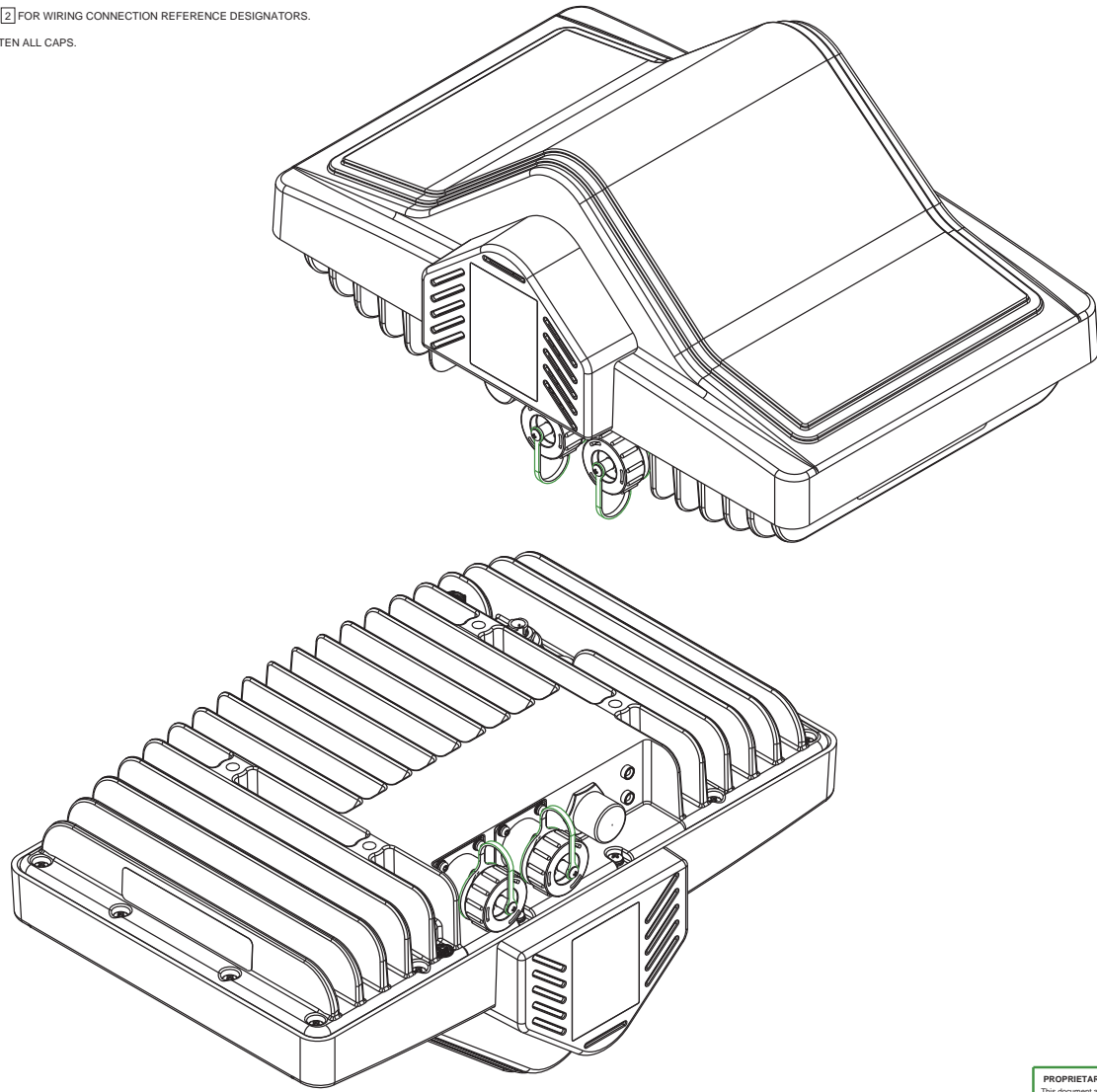
ASSEMBLY NOTES:

1 FASTENER DRIVE SIZES (REFER TO TABLE 1 FOR TORQUE SPECS):

T-10 TORX FOR ALL TORX SCREWS
#2 PHILIPS FOR PHILIP SCREWS

2 USE TABLE 2 FOR WIRING CONNECTION REFERENCE DESIGNATORS.


3 HAND TIGHTEN ALL CAPS.



REV	DESCRIPTION	INITIALS	CONTROL #	DATE
01	INITIAL RELEASE	LN	ECO-000245	21-OCT-14

Item	Qty	Part Number	Description
52	1	840-00030	CABLE ASSY, DIGITAL I/O, 15 PIN/20 PIN, HIROSE
51	1	840-00029	CABLE ASSY, MICRO COAXIAL TO MMCX R/A PLUG, 200MM
50	2	840-00028	CABLE ASSY, MICRO COAXIAL TO MMCX STRAIGHT PLUG, 230MM
49	4	840-00020	CABLE ASSY, I-PEX (I-PEX, DOUBLE SHIELDED COAXIAL, (BLACK), 432mm
48	4	840-00019	CABLE ASSY, I-PEX (I-PEX, DOUBLE SHIELDED COAXIAL, (BLACK), 320mm
47	1	840-00011	CABLE, IP67, BULKHEAD RJ45 F TO RJ45 M, 300MM
46	1	840-00003	CABLE, IBC/IBR CONSOLE, IP67, 4 PIN C1 BULKHEAD TO MOLEX 51090
45	2	840-00001	CABLE, IP66 TWO COLOR LED (GREEN/YELLOW) TO CONNECTOR
44	1	830-XXXXX	(SEE BOM FOR SPECIFIC PART NUMBER AND DESCRIPTION)
43	1	830-XXXXX	(SEE BOM FOR SPECIFIC PART NUMBER AND DESCRIPTION)
42	1	830-00003	PWA, SFP Module, IBR
41	1	820-00043	SUB-ASSY, MECH, ANTENNA, EU DFS
40	4	820-XXXXX	(SEE BOM FOR SPECIFIC PART NUMBER AND DESCRIPTION)
39	1	820-XXXXX	(SEE BOM FOR SPECIFIC PART NUMBER AND DESCRIPTION)
38	2	495-00011	ROUTING CLIP, HALF-U, 3.2MM HOLDING DIA., SCREW-TYPE
37	1	495-00008	CABLE CLAMP, N-SERIES, 1/2" CLAMPING
36	14	495-00006	WIRE SADDLE, MINI SNAP IN
35	4	470-00030	SCREW, THREAD FORMING, K30 X 10.0MM, TX-PN-PF-S
34	2	470-00027	SCREW, 12-24 X 1/2", PH Combo, STL, GRN ZN
33	2	470-00026	SCREW, M3 X .5 X 14.0MM, PH TORX/INT SEMS, STL, ZN
32	50	470-00021	SCREW, M3 X .5 X 7.0MM, PH TORX/INT SEMS, SS
31	16	470-00019	RIVET, SNAP, 2.2DIA, 2.9/3.6 GRIP, PLASTIC
30	6	470-00018	RIVET, SNAP, PLASTIC
29	16	470-00015	SCREW, M4 X .7 X 10.0MM, PH PHILINT SEMS, SS
28	1	457-00001	THERMAL PAD, 2.0MM THICK, 45 X 19
27	1	457-00001	THERMAL PAD, 2.0MM THICK, 40 X 40
26	1	457-00001	THERMAL PAD, 2.0MM THICK, 32 X 32
25	1	457-00001	THERMAL PAD, 2.0MM THICK, 20 X 20
24	2	457-00001	THERMAL PAD, 2.0MM THICK, 10 X10
23	2	455-00010	PROTECTIVE CAP, SFP PANEL CONNECTOR
22	1	455-00009	GASKET, DFS ANTENNA RADOME
21	1	455-00008	GASKET, DFS ANTENNA RADOME COVER
20	1	455-00007	O-RING, 10.5MM OD X 2.5MM WIDE
19	1	455-00006	CAP, PROTECTIVE, ROUND VINYL, BLACK
18	1	455-00004	VENT, SNAP-FIT
17	1	455-00003	GASKET, IBR CHASSIS
16	1	432-00013	PLASTIC KEYING SLEEVE, SFP EXTENDER PCB CONNECTOR
15	1	432-00011	ENCLOSURE, ANTENNA RADOME, IBR MAIN, EU
14	1	432-00010	ENCLOSURE, DFS ANTENNA, COVER
13	1	432-00009	ENCLOSURE, DFS ANTENNA, RADOME
12	1	430-00036	SHIELD SLEEVE, TX ANTENNA, MOAB
11	1	430-00035	SHIELD SLEEVE, DFS CONNECTOR, MOAB
10	1	430-00034	SHIELD, IBR, MAIN PCBA, MOAB
9	2	430-00030	IBR ANTENNA FRAME, w/DFS MOUNTING
8	1	430-00021	STRAIN RELIEF, IBR, RX ANTENNA CABLES
7	1	430-00007	HEAT SINK, CATALINA, IBR
6	1	430-00005	CHASSIS, IBR BASE
5	1	421-00006	LABEL, IBR, 5.5/5.7, AGENCY CERTIFICATIONS
4	1	421-00003	LABEL, IBR, MODEL/SERIAL
3	1	370-00054	PCB, EXTENDER, SFP PCBA MODULE
2	2	330-00113	CONN, PANEL MOUNT, SFP
1	1	320-00005	CAP, C1 PROTECTIVE W/RETAINER

PROPRIETARY AND CONFIDENTIAL
This document and the specifications and information contained herein are the exclusive property of Fastback Networks and shall not be copied, reproduced, or disclosed outside of Fastback Networks except as required to execute the terms of a contract or purchase order issued by Fastback Networks. They shall not be included in any proposal or presentation materials without prior written direction of Fastback Networks.



DRW, TOP LEVEL ASSY, IBR 1201, MOAB

Doc.#: **715-00017** Rev: **01**

Scale: 4:5 Material: SEE BOM Finish: N/A Sheet: 1 of 18

Size: D Eng: L.NICOLI Drawn By: L.NICOLI Date: 03-OCT-14

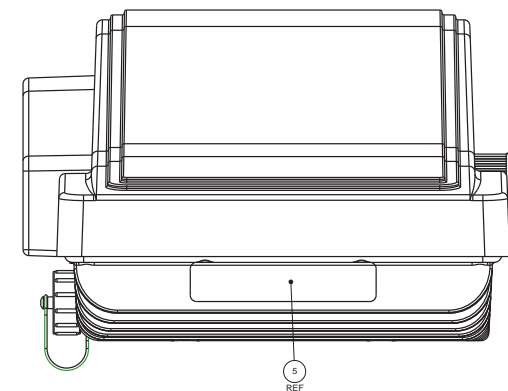
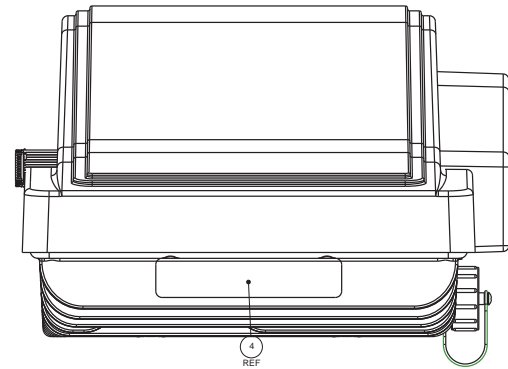
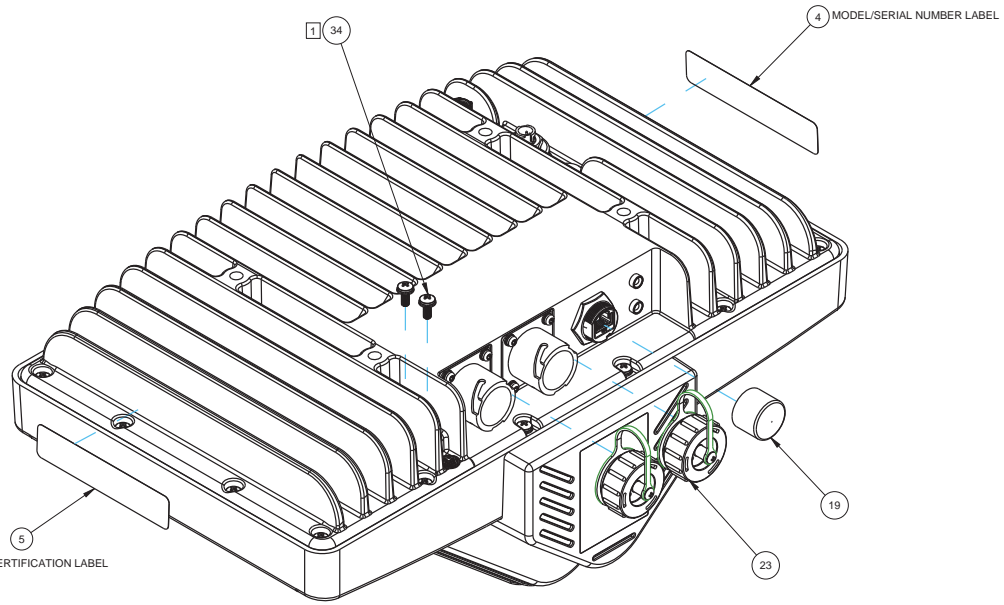
1 2 3 4 5 6 7 8

D

C

B

A



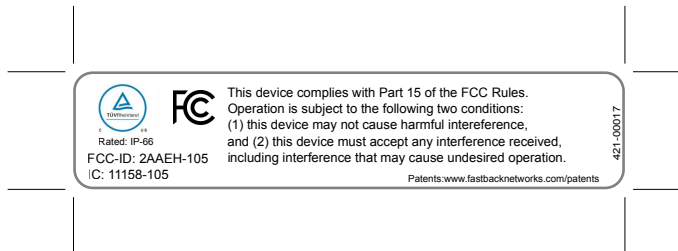
Title: DRW, TOP LEVEL ASSY, IBR 1201, MOAB		
Doc. #:	715-00017	Rev: 01
Scale: 4:5	FASTBACK Networks	Sheet 16 of 18

1 2 3 4 5 6 7 8

REV	DESCRIPTION	INITIALS	CONTROL#	DATE
01	INITIAL RELEASE	GY	ECO-000260	12-DEC-14

NOTES:

1. GREY LINES ARE FOR LABEL REFERENCE ONLY.
2. MATERIAL: SEE BOM.
3. ALL MATERIALS MUST BE RoHS COMPLIANT PER EU DIRECTIVE 2002/95/EC.
4. PRINTING RIBBON SHALL BE RESIN. PRINTING SHALL COMPLY WITH UL RECOGNIZED UNDER UL969 (CLASS CODE PGDQ2 OR PGGU2).



PART NUMBER	QTY	DESCRIPTION
422-00001	1	LABEL STOCK, 95MM X 20MM, WHITE POLYESTER, W/CLEAR COAT
710-000XY	1	ARTWORK, XR IBR, 5.8 AGENCY CERTIFICATIONS, NA

<p>PROPRIETARY AND CONFIDENTIAL</p> <p>This document and the specifications and information contained herein are the exclusive property of Fastback Networks and shall not be copied, reproduced, or disclosed outside of Fastback Networks except as required to execute the terms of a contract or purchase order issued by Fastback Networks. They shall not be included in any proposal or presentation materials without prior written direction of Fastback Networks.</p>	<p>2460 N. 1st STREET SUITE 200 San Jose, CA 95131</p>	<p>Title: LABEL, MOAB XR IBR, 5.8, AGENCY CERTIFICATIONS, NA</p>		
		<p>Doc #: 421-00017</p>		<p>Rev: 01</p>
		<p>Engineer: H. STEINBACH</p>	<p>Drawn by: G YUE</p>	
		<p>Material: SEE NOTES</p>	<p>Finish: SEE NOTES</p>	
<p>DIMENSIONS IN MILLIMETERS. TOLERANCES UNLESS OTHERWISE SPECIFIED: ANGULAR/BEND: +/- 1 degree X.X: +/- 0.25 X.XX: +/- 0.1 X.XXX: +/- 0.05</p>		<p>Size: A</p>	<p>Scale: 1:1</p>	<p>Sheet: 1 of 1</p>