

# Specification of KL300-1 KL300-2 KL300-3 KL300-4

## Parameter:

Working Voltage: DC12V

Working Current: 12mA

Frequency: 433.92MHz

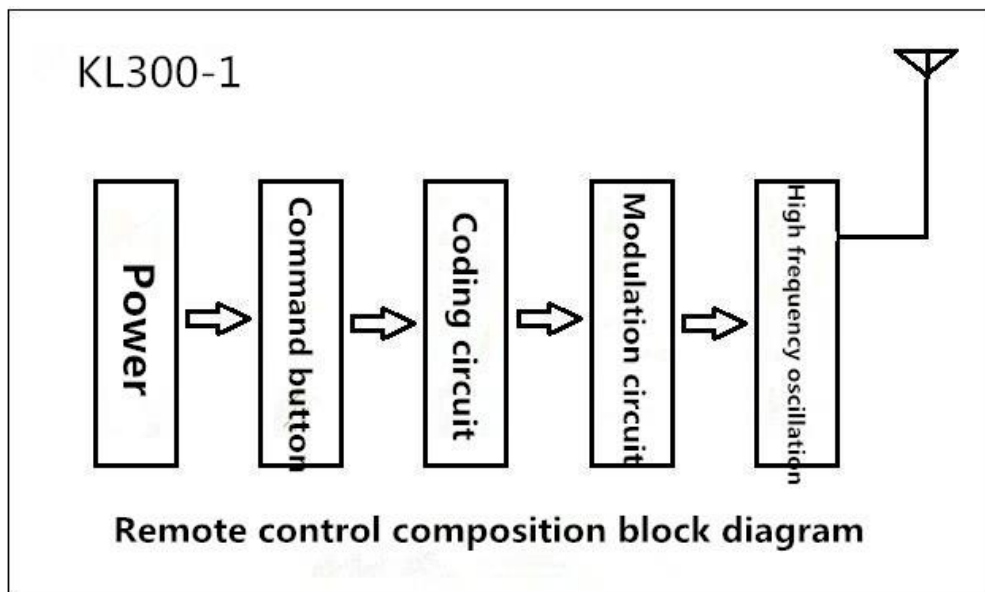
Modulation: ASK

Temperature: -20-55°C

Dimension: 58\*39\*14mm

Weight : 32.0g

Encode type: Learning code



## Operation Method:

### 1. Match code:

Hold learning button and learning indicator light blinks, then press any buttons of remote control, if indicator lights flashes 3 times, match code successfully. Maximum 80 remote controls can be matched.

### 2. Delete code:

Hold learning button till the indicator LED lights and then off, delete successfully.


### 3. Set working mode:


S1 & S2 program the sequence as follows:


Jumper on S1 → Toggle

Jumper on S2 → Latched

No Jumper on S1 & S2 → Momentary

 S1 S2 *Momentary*

 S1 S2 *Toggle*

 S1 S2 *Latching*

**Working Mode:**

1. Non-lock/Momentary: Press remote button A, the corresponding relay on the receiver is on; release button A, the relay is off, the same as others.
2. Self-lock/Toggle: Press remote button A, the corresponding relay on the receiver is on; press button A again, the relay is off, the same as others.
3. Inter lock/Latching: Press remote button A, the relay A is on, B is off; press button B, the replay B is on, A is off.



This equipment has been tested and found to comply with the limits for a Class B digital device, pursuant to part 15 of the FCC Rules. These limits are designed to provide reasonable protection against harmful interference in a residential installation. This equipment generates, uses and can radiate radio frequency energy and, if not installed and used in accordance with the instructions, may cause harmful interference to radio communications. However, there is no guarantee that interference will not occur in a particular installation. If this equipment does cause harmful interference to radio or television reception, which can be determined by turning the equipment off and on, the user is encouraged to try to correct the interference by one or more of the following measures:

- Reorient or relocate the receiving antenna.
- Increase the separation between the equipment and receiver.
- Connect the equipment into an outlet on a circuit different from that to which the receiver is connected.
- Consult the dealer or an experienced radio/TV technician for help.

Caution: Any changes or modifications to this device not explicitly approved by

manufacturer could void your authority to operate this equipment.

This device complies with part 15 of the FCC Rules. Operation is subject to the following two conditions: (1) This device may not cause harmful interference, and (2) this device must accept any interference received, including interference that may cause undesired operation.