

Test Report No. 10042237 001

Appendix D: Radiated Spurious Emission Data

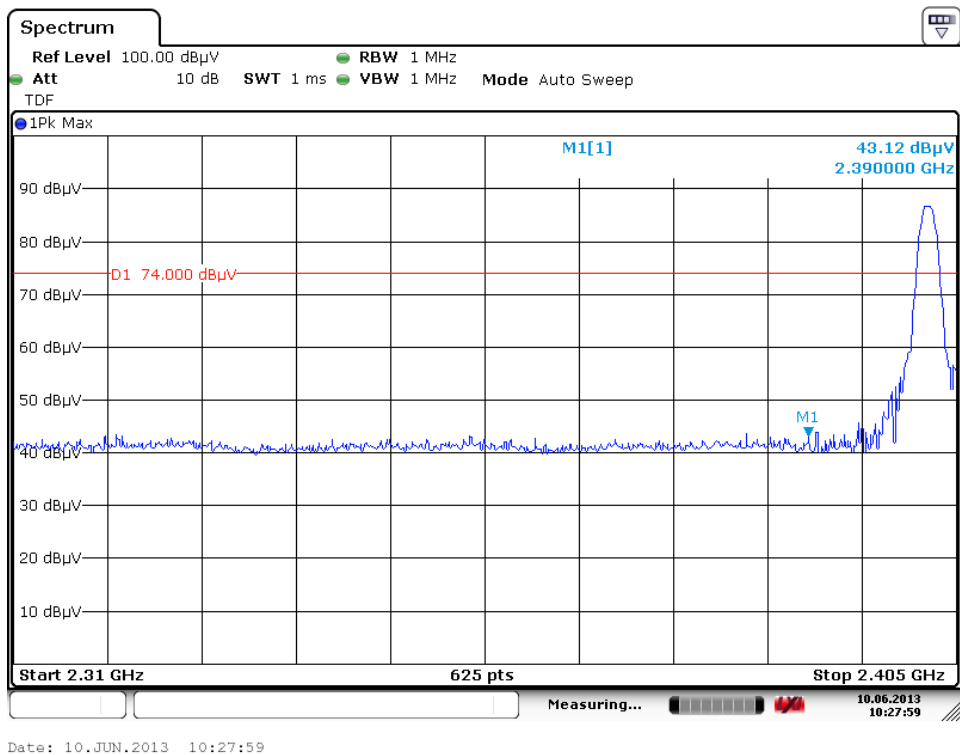
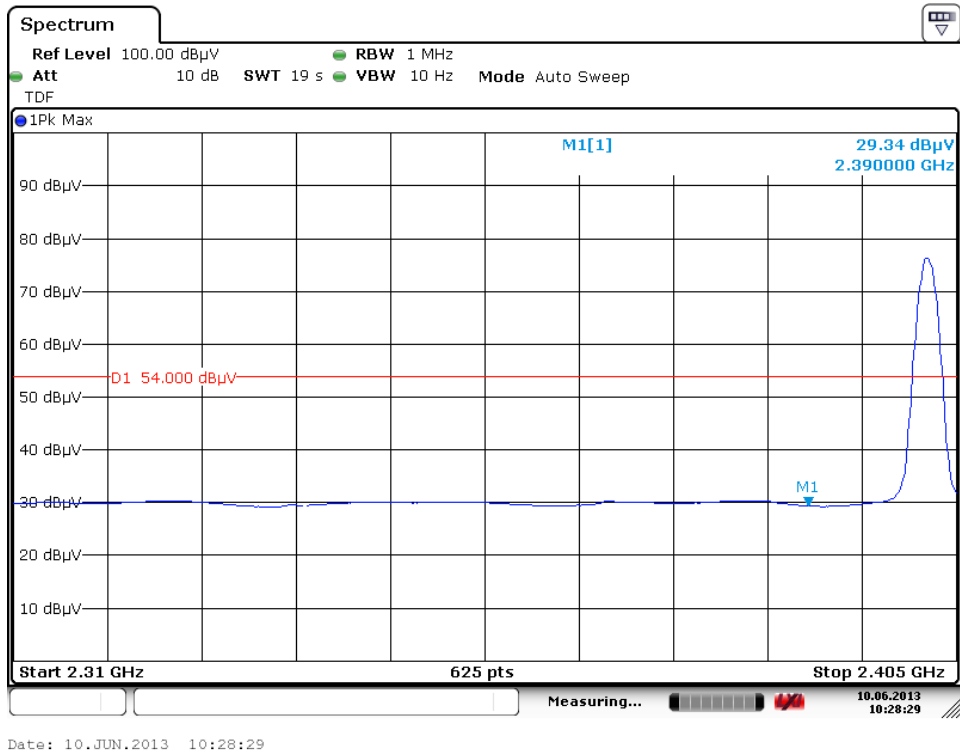
(File: 10042237AppendixD)

Contents

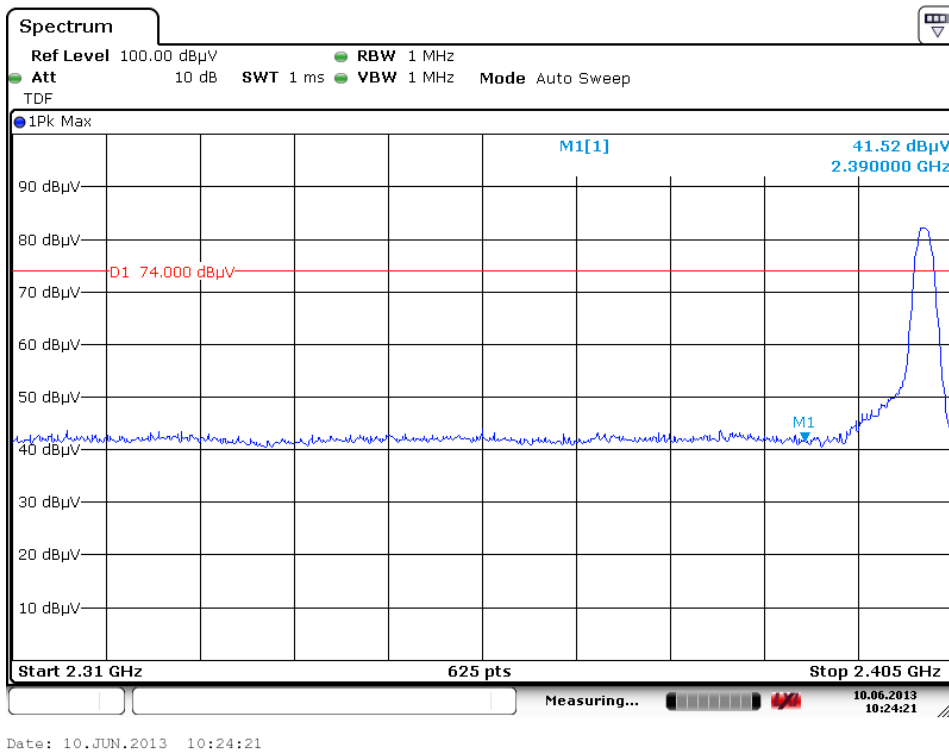
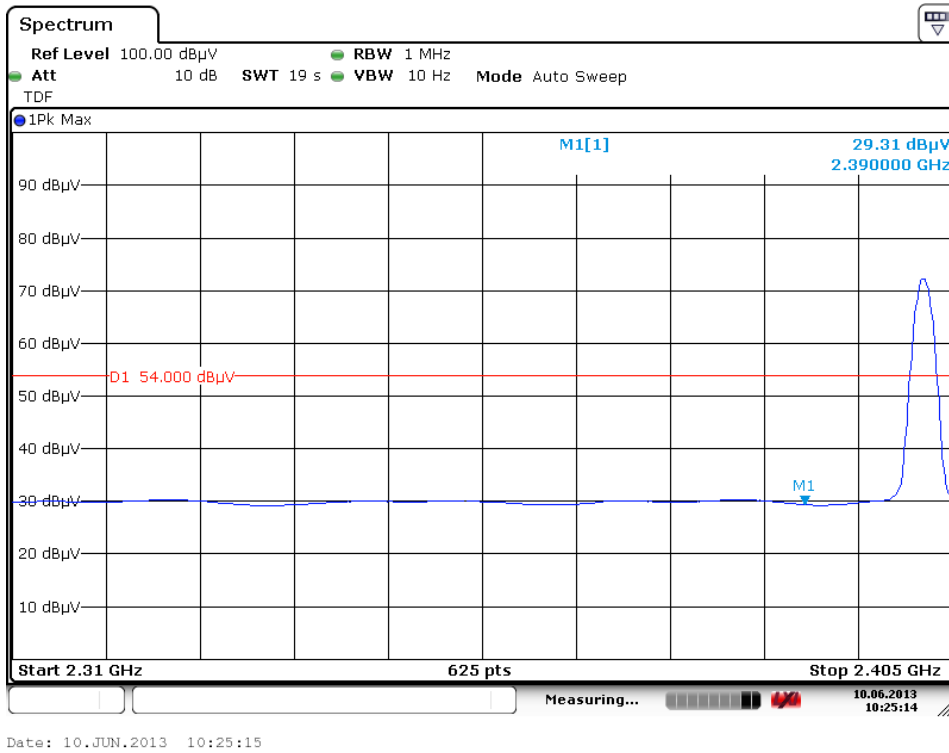
Spurious Emissions, Band Edges, 2.35-2.5G	2
Spurious Emissions, TX Mode, 1-18G	10
Spurious Emissions, TX Mode, 18-26G	22
Spurious Emissions, TX Mode, 30M-1G	34
Spurious Emissions, Mains, 150kHz - 30MHz	36

Radiated Bandedge (GFSK)

Low Channel (Hor)



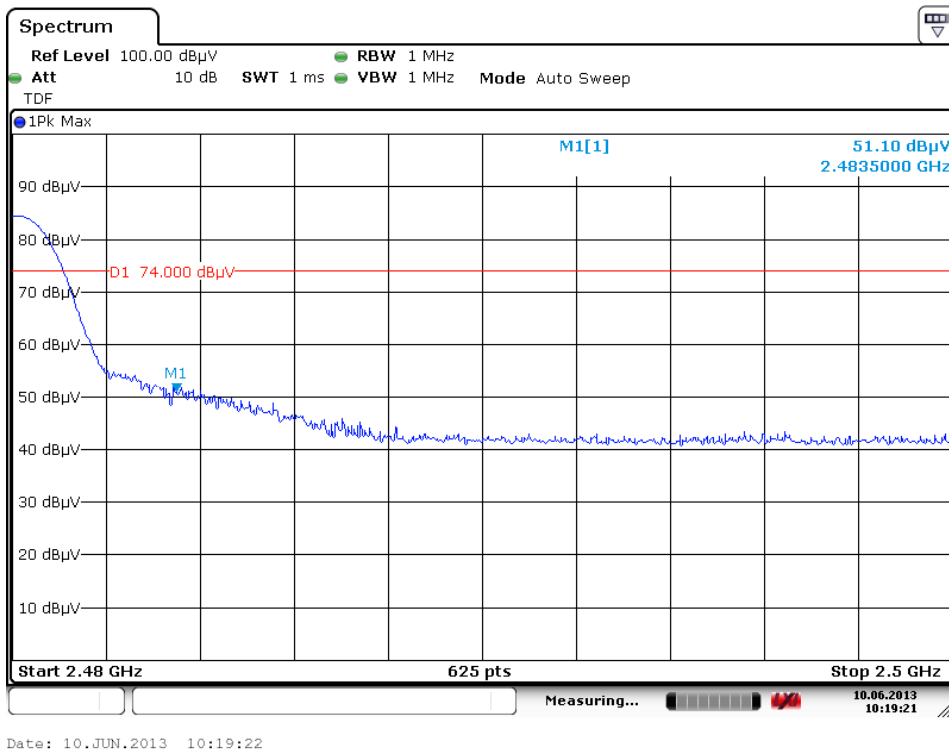
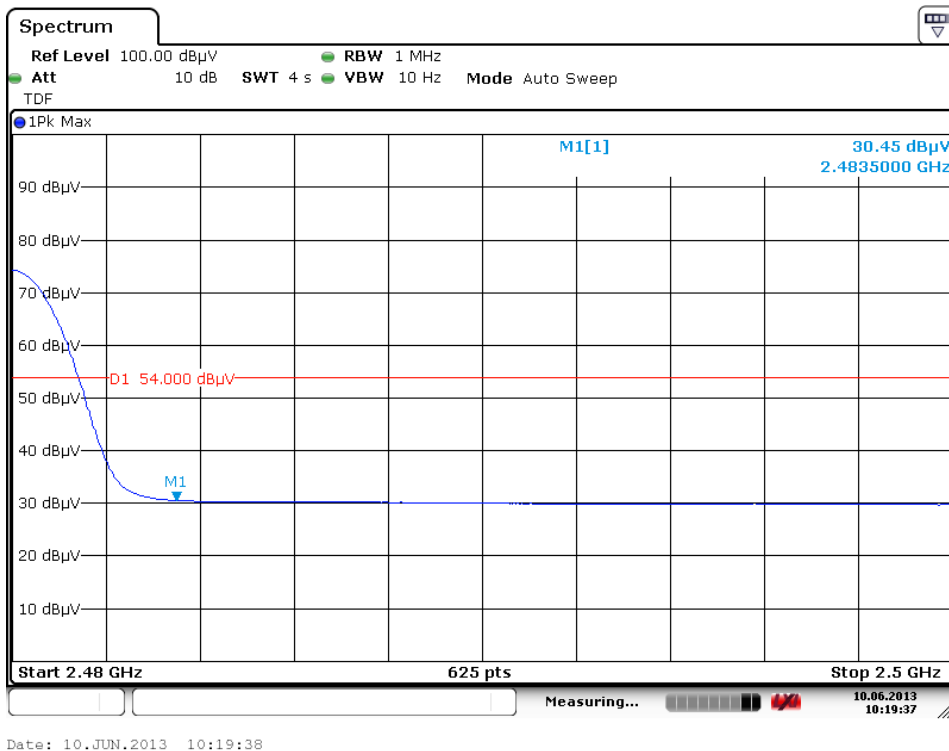
Low Channel (Ver)



Spurious Emissions, Band Edge, 2.35-2.5G

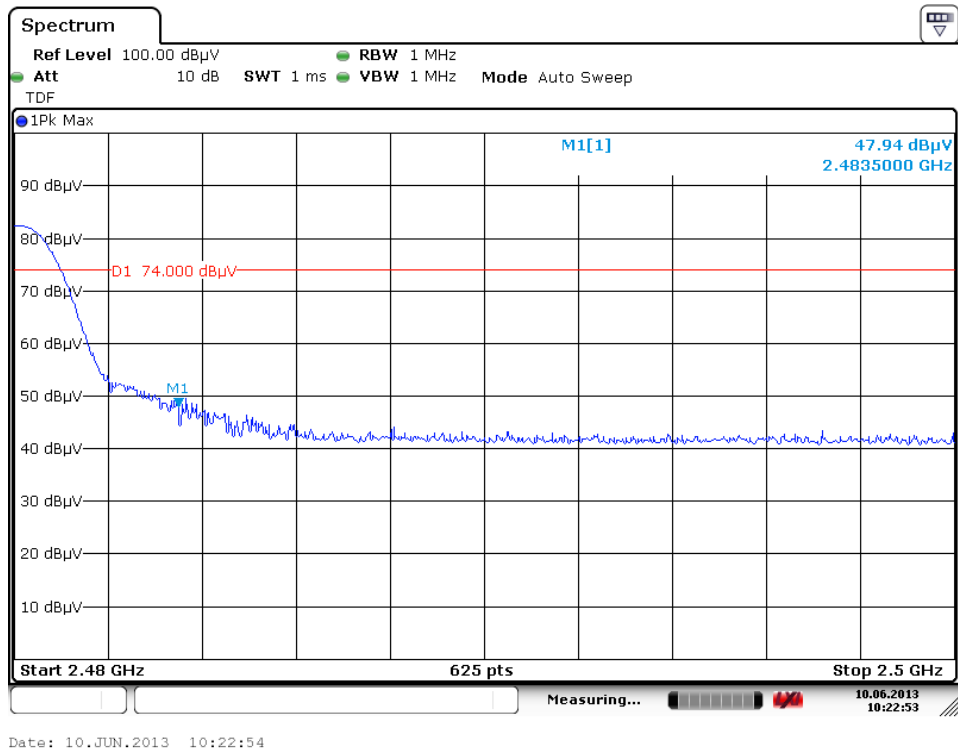
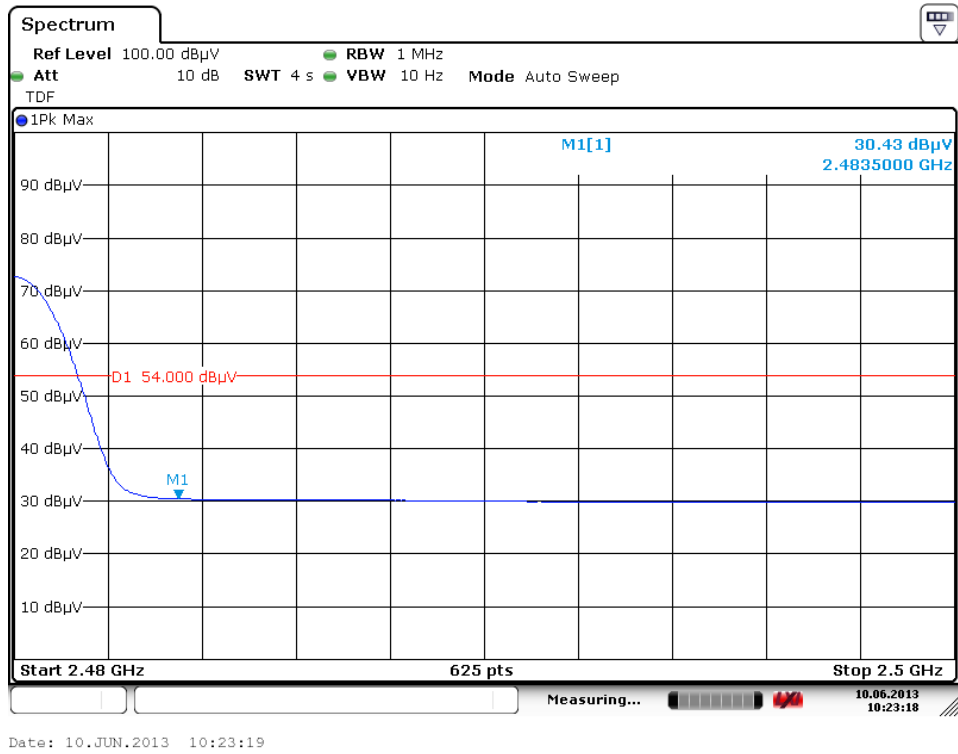
Radiated Bandedge (GFSK)

High Channel (Hor)



Spurious Emissions, Band Edge, 2.35-2.5G

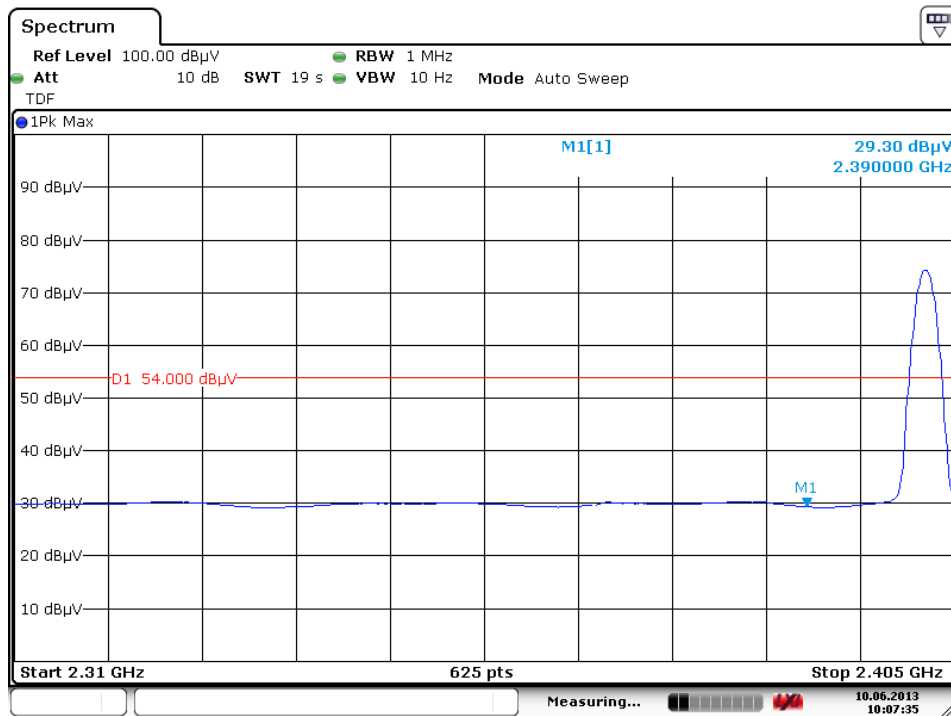
High Channel (Ver)



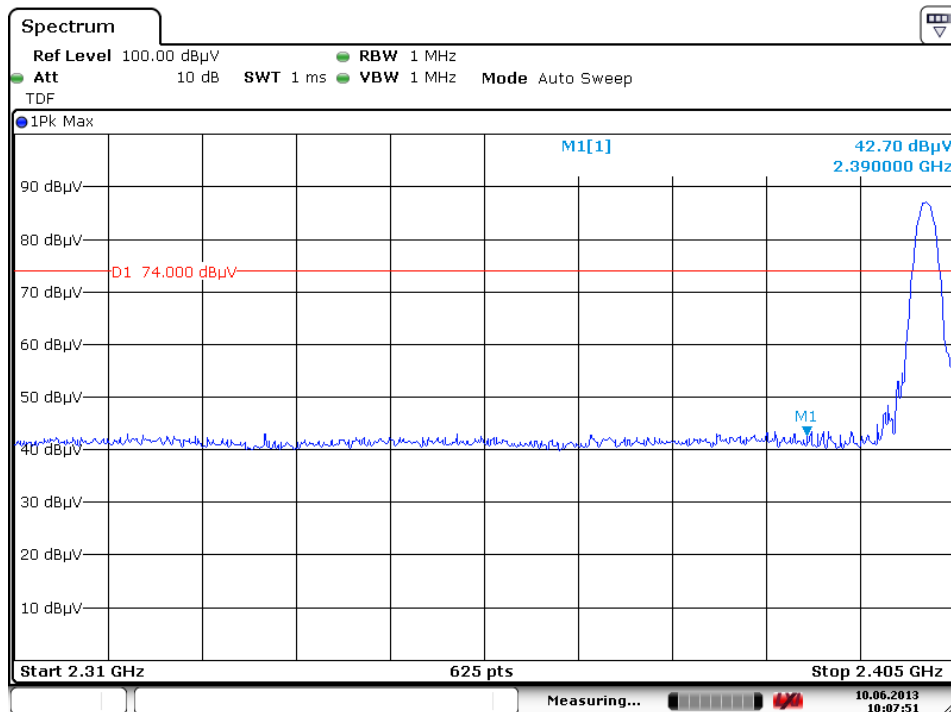
Spurious Emissions, Band Edge, 2.35-2.5G

Radiated Bandedge (8DPSK)

Low Channel (Hor)



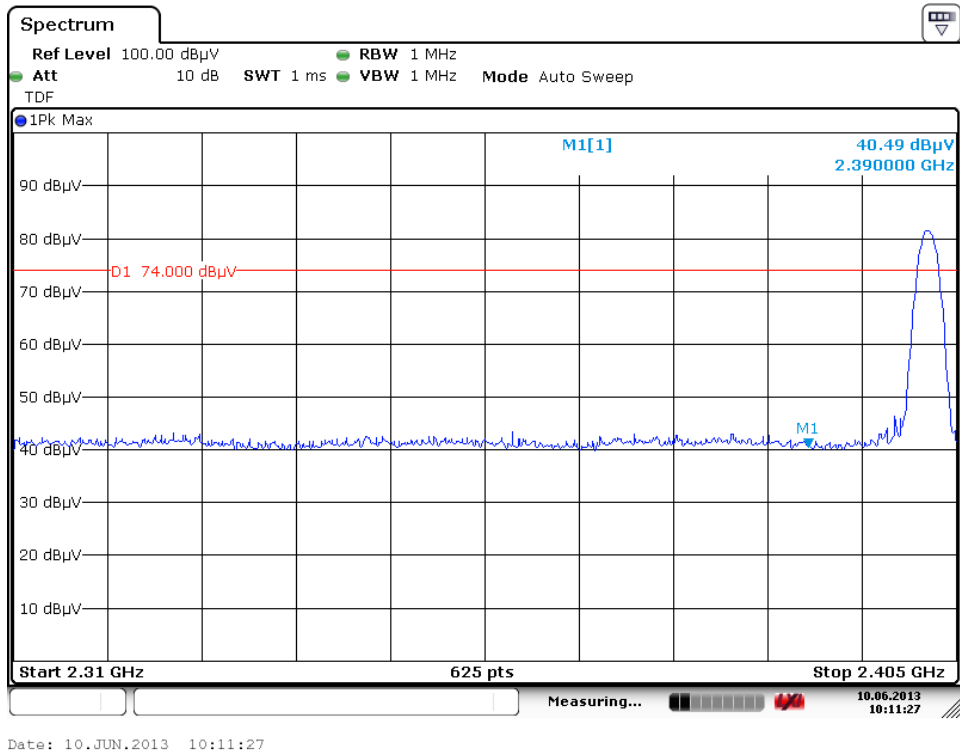
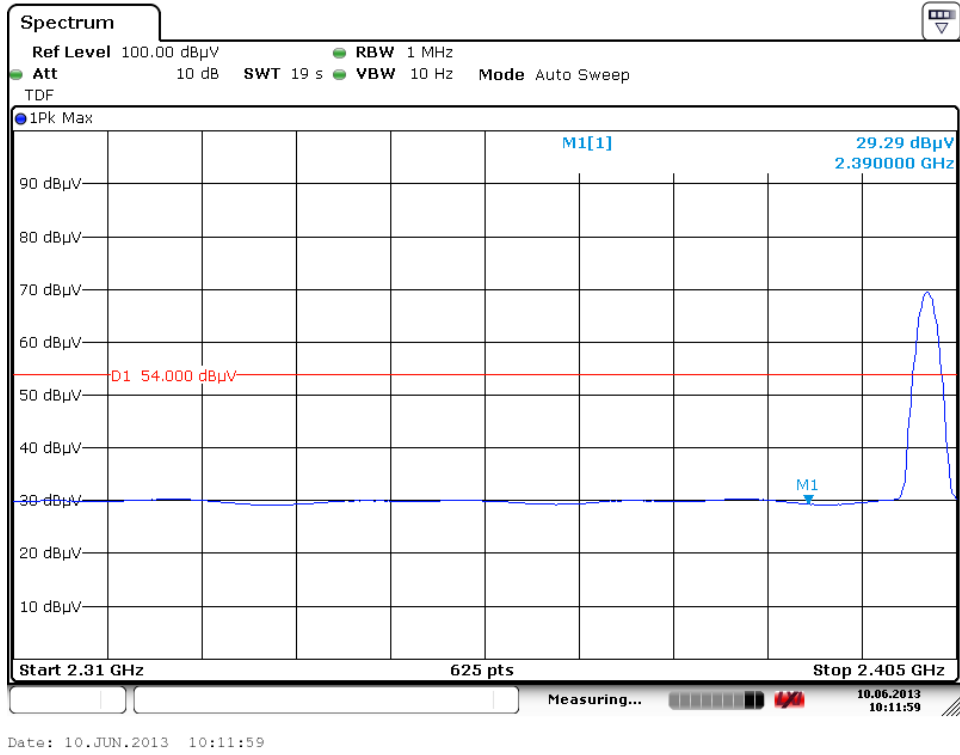
Date: 10.JUN.2013 10:07:35



Date: 10.JUN.2013 10:07:51

Spurious Emissions, Band Edge, 2.35-2.5G

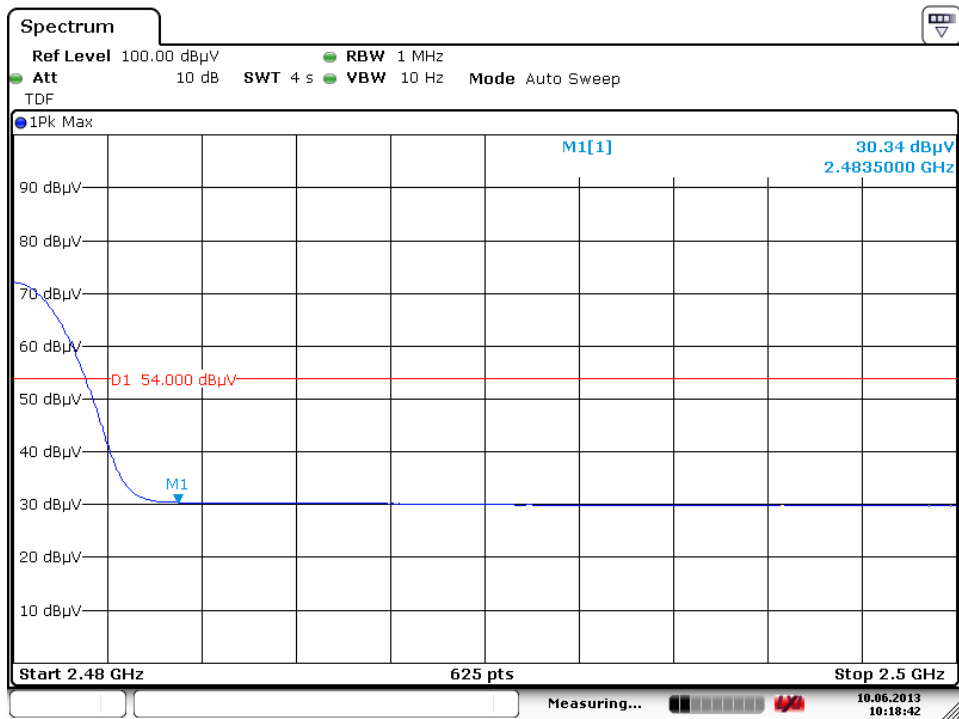
Low Channel (Ver)



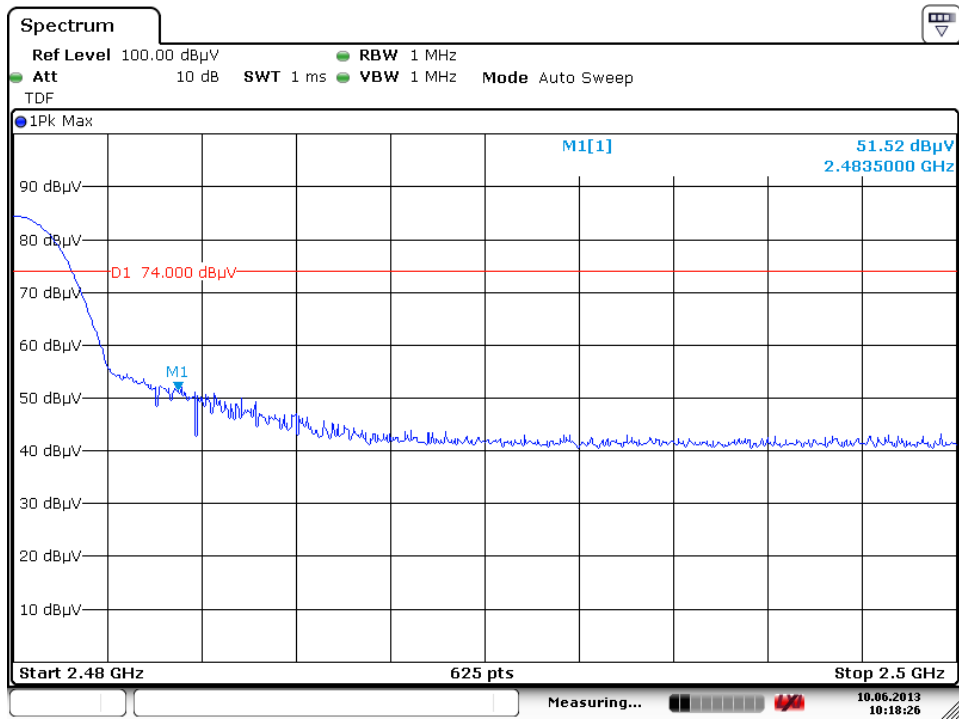
Spurious Emissions, Band Edge, 2.35-2.5G

Radiated Bandedge (8DPSK)

High Channel (Hor)



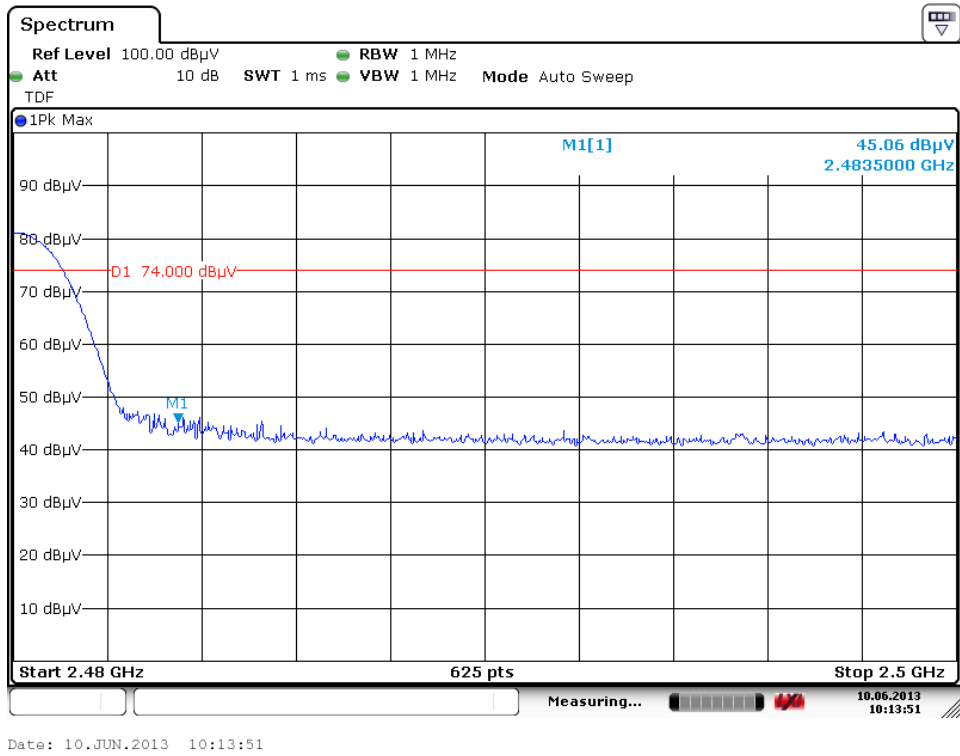
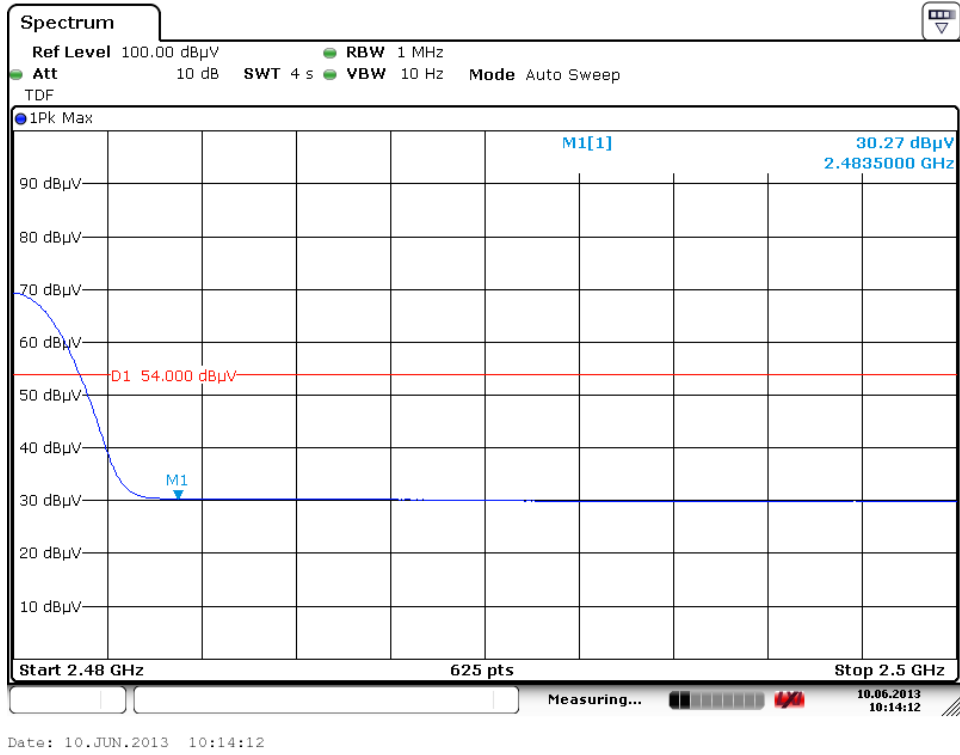
Date: 10.JUN.2013 10:18:43



Date: 10.JUN.2013 10:18:26

Spurious Emissions, Band Edge, 2.35-2.5G

High Channel (Ver)

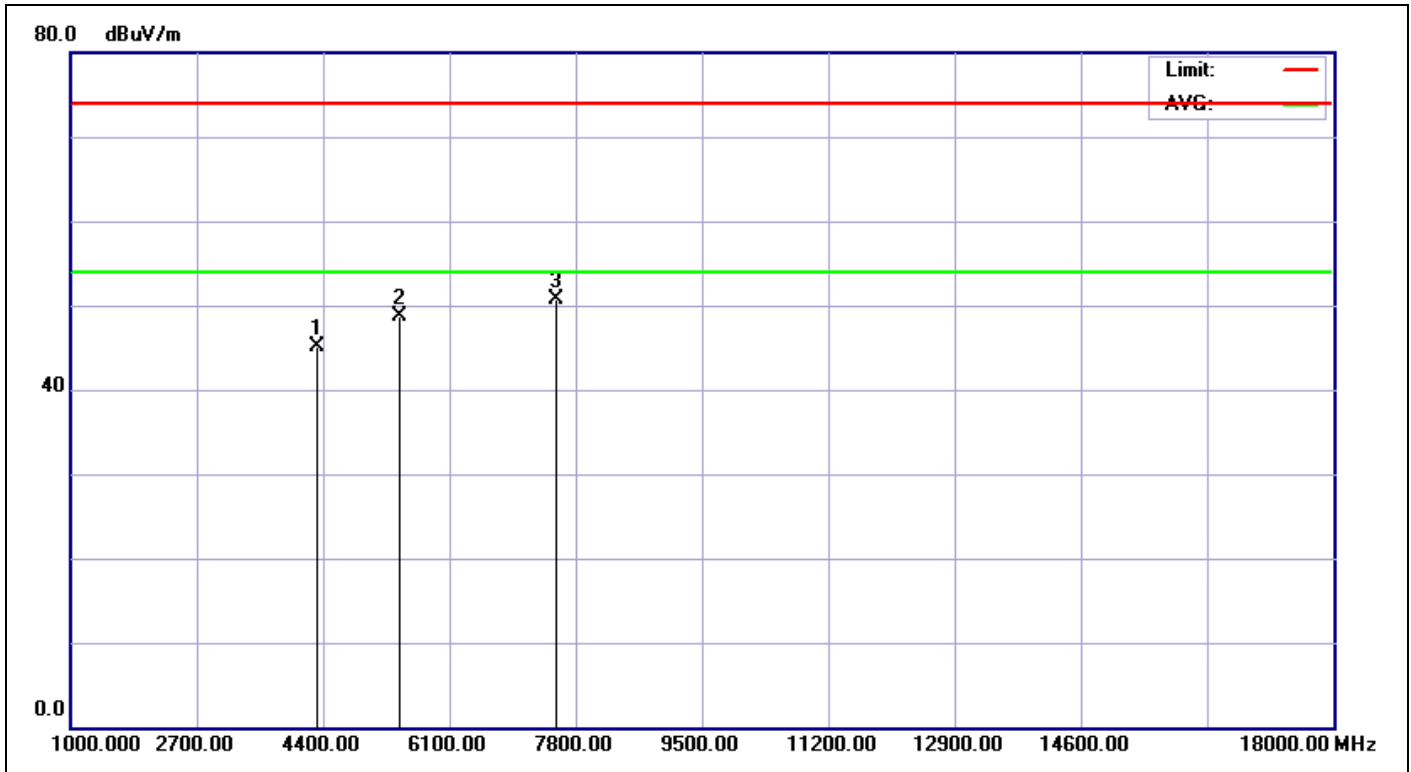


Spurious Emissions, Band Edge, 2.35-2.5G

Spurious Emissions, TX Mode, 1-18G

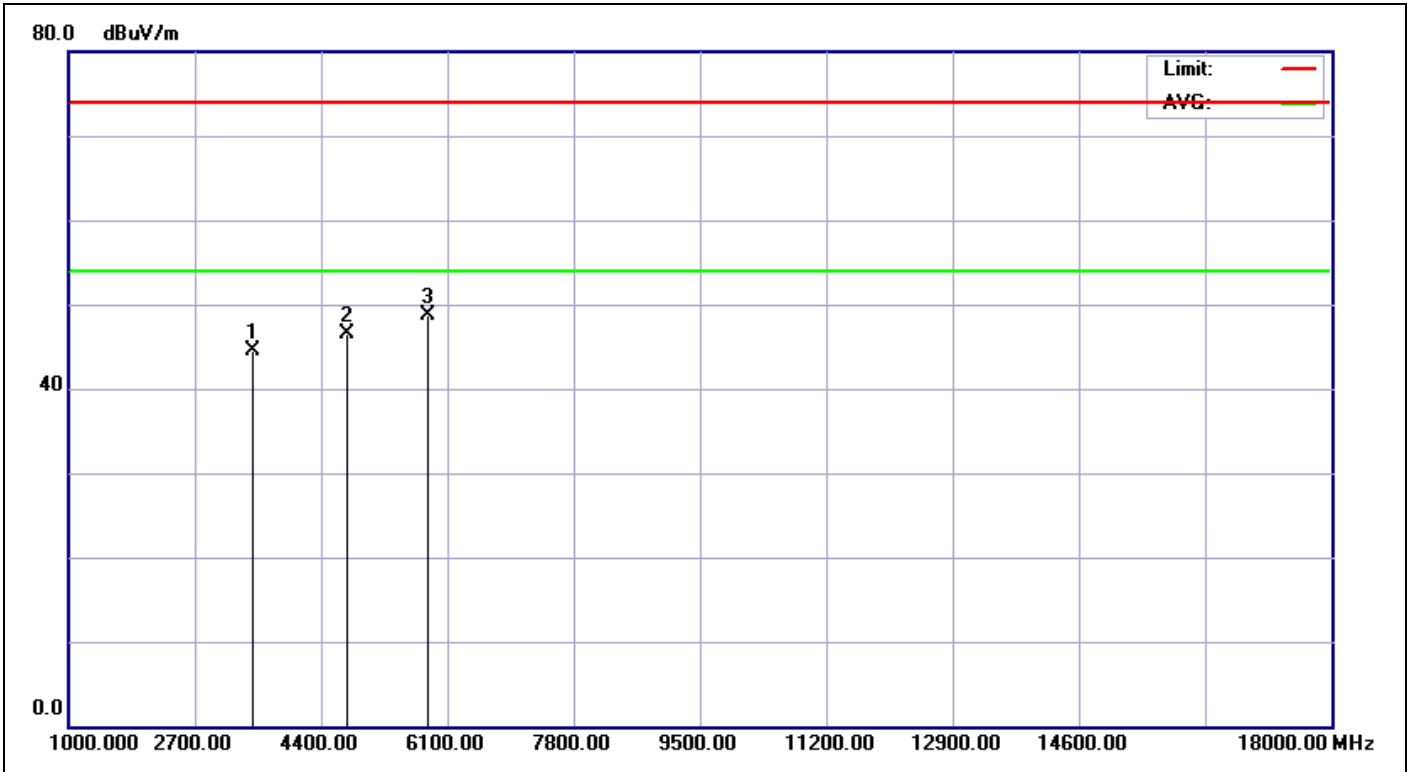


TUV Taiwan
 11F., No.758, Sec.4 Bade Road. Songshan Dist, Taipei City 105
 Tel:+886-2172-7000 fax:+886-2528-0018



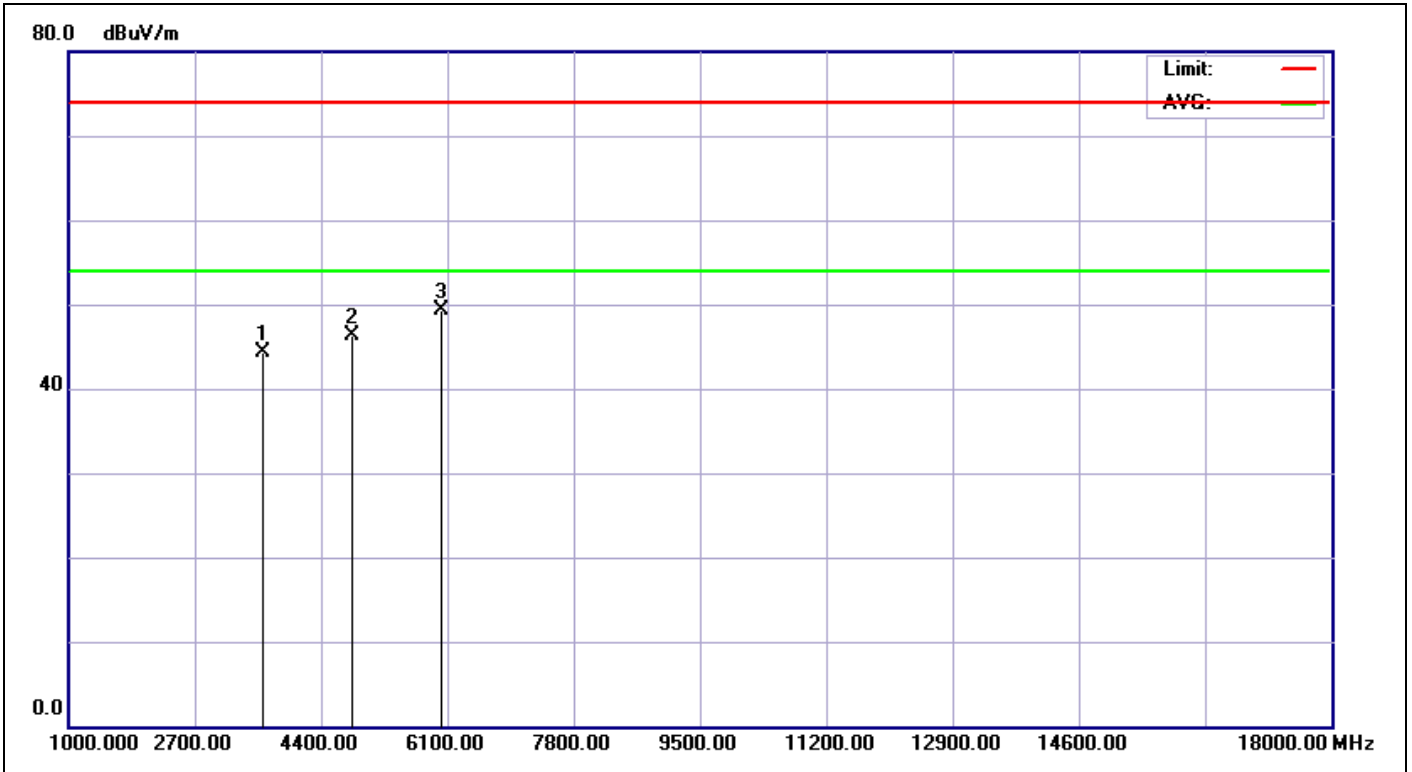
Service No.:	114006213-BT	Test Distance:	3M
Test Standard:	FCC above 1G PEAK	Ant. Polarization:	Horizontal
Test item:	Radiation Emission	Test Time:	2013/6/10 AM 10:27:41
Applicant:	Mobilogics	Test Rating:	DC 5V
Product:	aScan	Temp.(°C)/Hum.(%):	24(°C)/55%
Model No.:	1D	Test Engineer:	Hugo Chang
Test Mode:	BT CH2402		
Remark:			

No.	Frequency (MHz)	Factor (dB/m)	Reading (dBuV)	Level (dBuV/m)	Limit (dBuV/m)	Margin (dB)	Det.	Height (cm)	Azimuth (°)	Remark
1	4323.718	-4.22	49.24	45.02	74.00	-28.98	peak			
2	5440.705	-0.06	48.81	48.75	74.00	-25.25	peak			
3	7538.462	6.23	44.47	50.70	74.00	-23.30	peak			



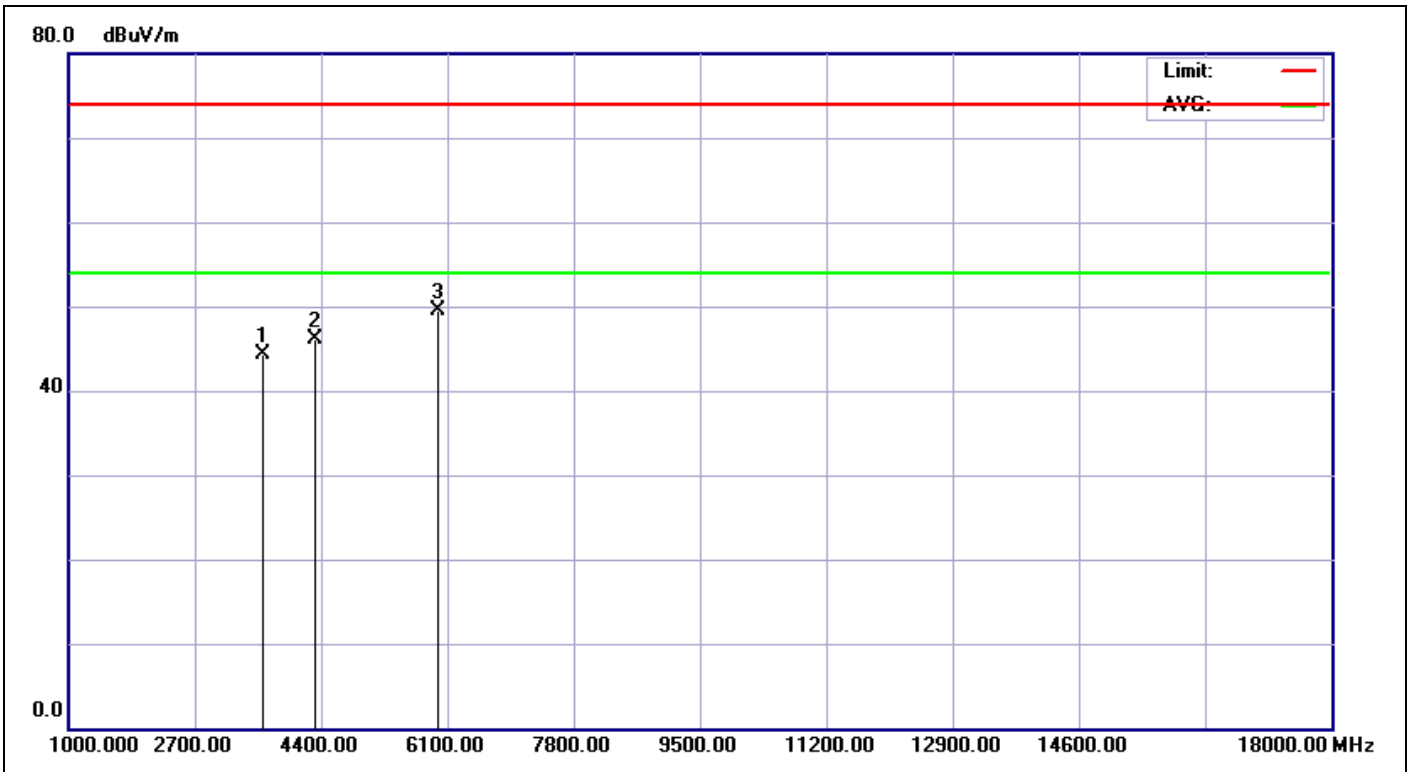
Service No.:	114006213-BT	Test Distance:	3M
Test Standard:	FCC above 1G PEAK	Ant. Polarization:	Vertical
Test item:	Radiation Emission	Test Time:	2013/6/10 AM 10:29:34
Applicant:	Mobilogics	Test Rating:	DC 5V
Product:	aScan	Temp.(°C)/Hum.(%):	24(°C)/55%
Model No.:	1D	Test Engineer:	Hugo Chang
Test Mode:	BT CH2402		
Remark:			

No.	Frequency (MHz)	Factor (dB/m)	Reading (dBuV)	Level (dBuV/m)	Limit (dBuV/m)	Margin (dB)	Det.	Height (cm)	Azimuth (°)	Remark
1	3479.167	-5.89	50.34	44.45	74.00	-29.55	peak			
2	4759.615	-2.86	49.27	46.41	74.00	-27.59	peak			
3	5849.359	2.64	46.05	48.69	74.00	-25.31	peak			



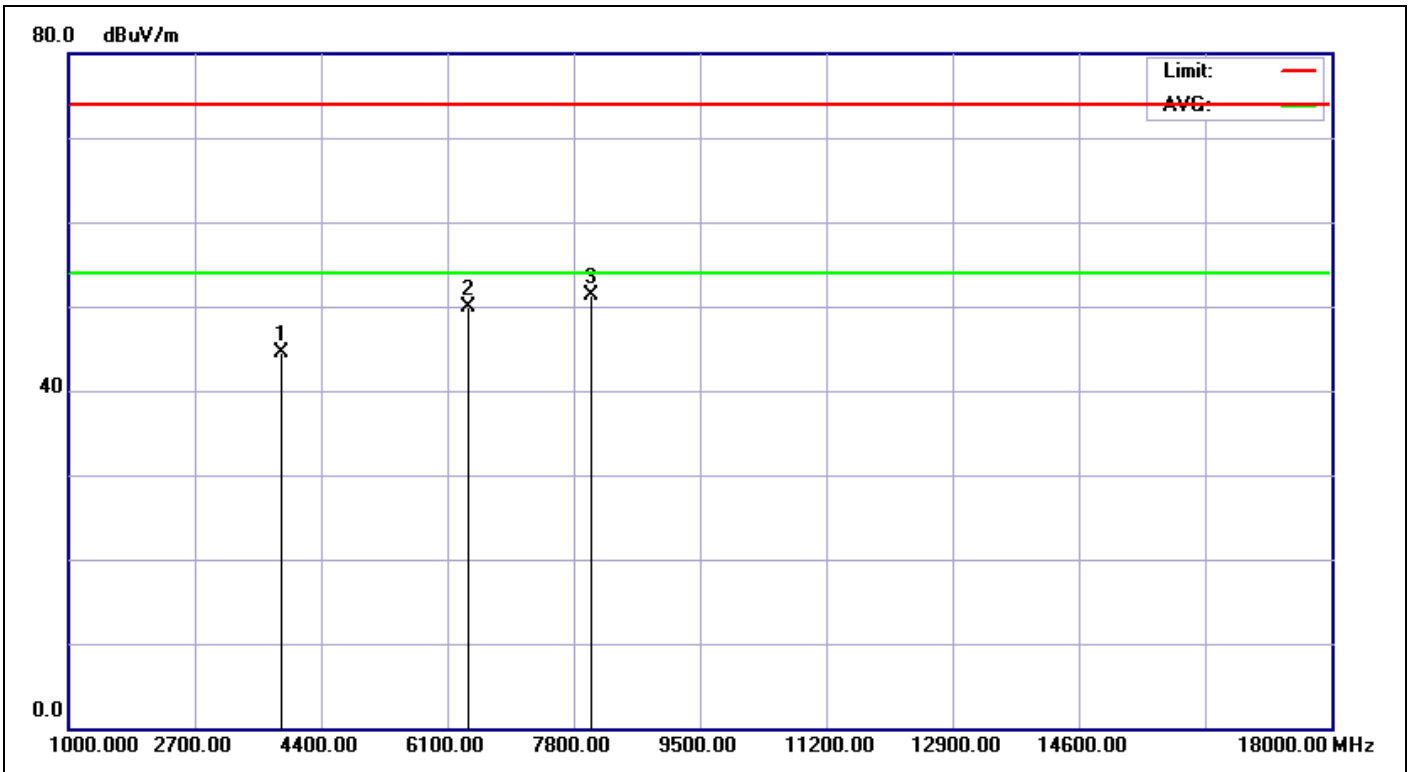
Service No.:	114006213-BT	Test Distance:	3M
Test Standard:	FCC above 1G PEAK	Ant. Polarization:	Horizontal
Test item:	Radiation Emission	Test Time:	2013/6/10 AM 10:31:04
Applicant:	Mobilogics	Test Rating:	DC 5V
Product:	aScan	Temp.(°C)/Hum.(%):	24(°C)/55%
Model No.:	1D	Test Engineer:	Hugo Chang
Test Mode:	BT CH2441		
Remark:			

No.	Frequency (MHz)	Factor (dB/m)	Reading (dBuV)	Level (dBuV/m)	Limit (dBuV/m)	Margin (dB)	Det.	Height (cm)	Azimuth (°)	Remark
1	3615.385	-5.77	50.11	44.34	74.00	-29.66	peak			
2	4814.103	-2.72	48.99	46.27	74.00	-27.73	peak			
3	6012.820	3.72	45.51	49.23	74.00	-24.77	peak			



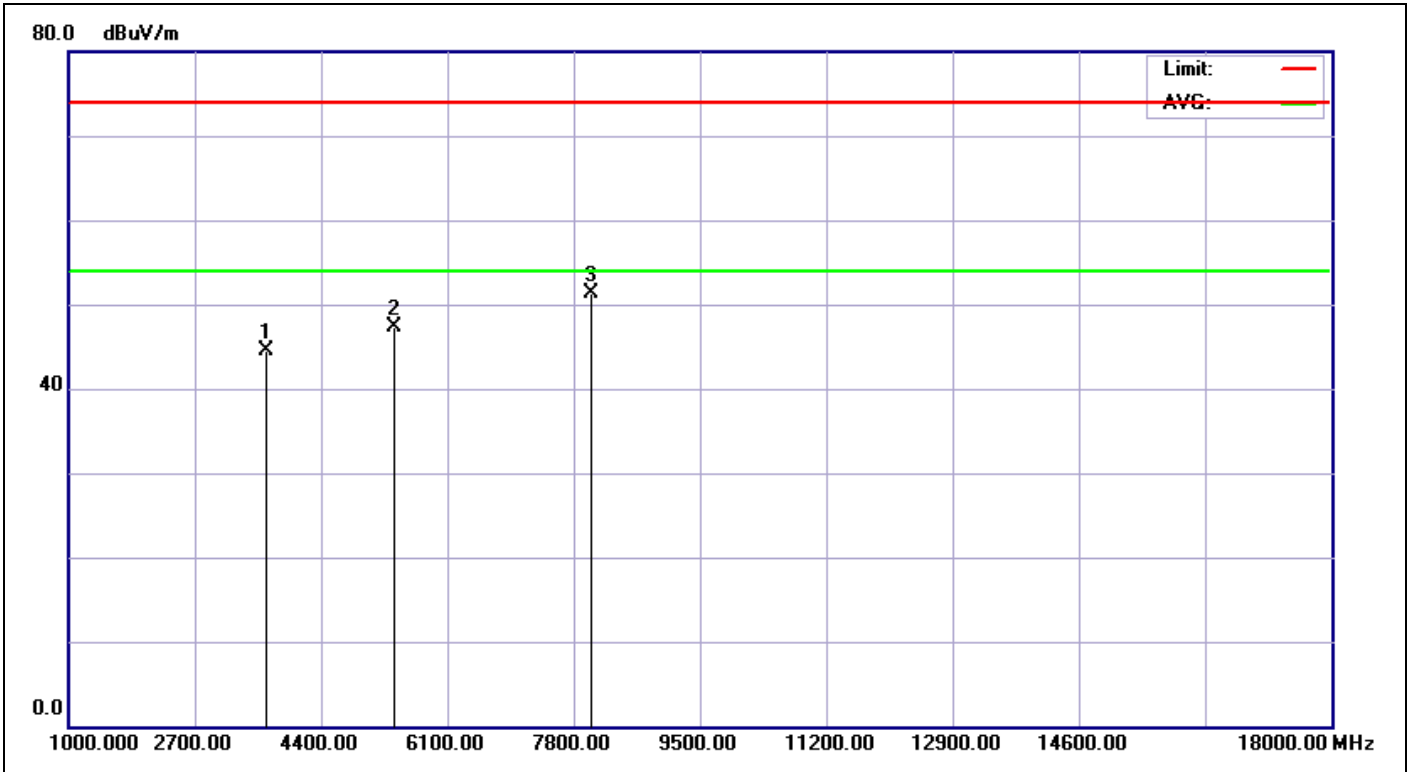
Service No.:	114006213-BT	Test Distance:	3M
Test Standard:	FCC above 1G PEAK	Ant. Polarization:	Vertical
Test item:	Radiation Emission	Test Time:	2013/6/10 AM 10:33:46
Applicant:	Mobilogics	Test Rating:	DC 5V
Product:	aScan	Temp.(°C)/Hum.(%):	24(°C)/55%
Model No.:	1D	Test Engineer:	Hugo Chang
Test Mode:	BT CH2441		
Remark:			

No.	Frequency (MHz)	Factor (dB/m)	Reading (dBuV)	Level (dBuV/m)	Limit (dBuV/m)	Margin (dB)	Det.	Height (cm)	Azimuth (°)	Remark
1	3615.385	-5.77	50.00	44.23	74.00	-29.77	peak			
2	4323.718	-4.22	50.42	46.20	74.00	-27.80	peak			
3	5985.577	3.58	45.92	49.50	74.00	-24.50	peak			



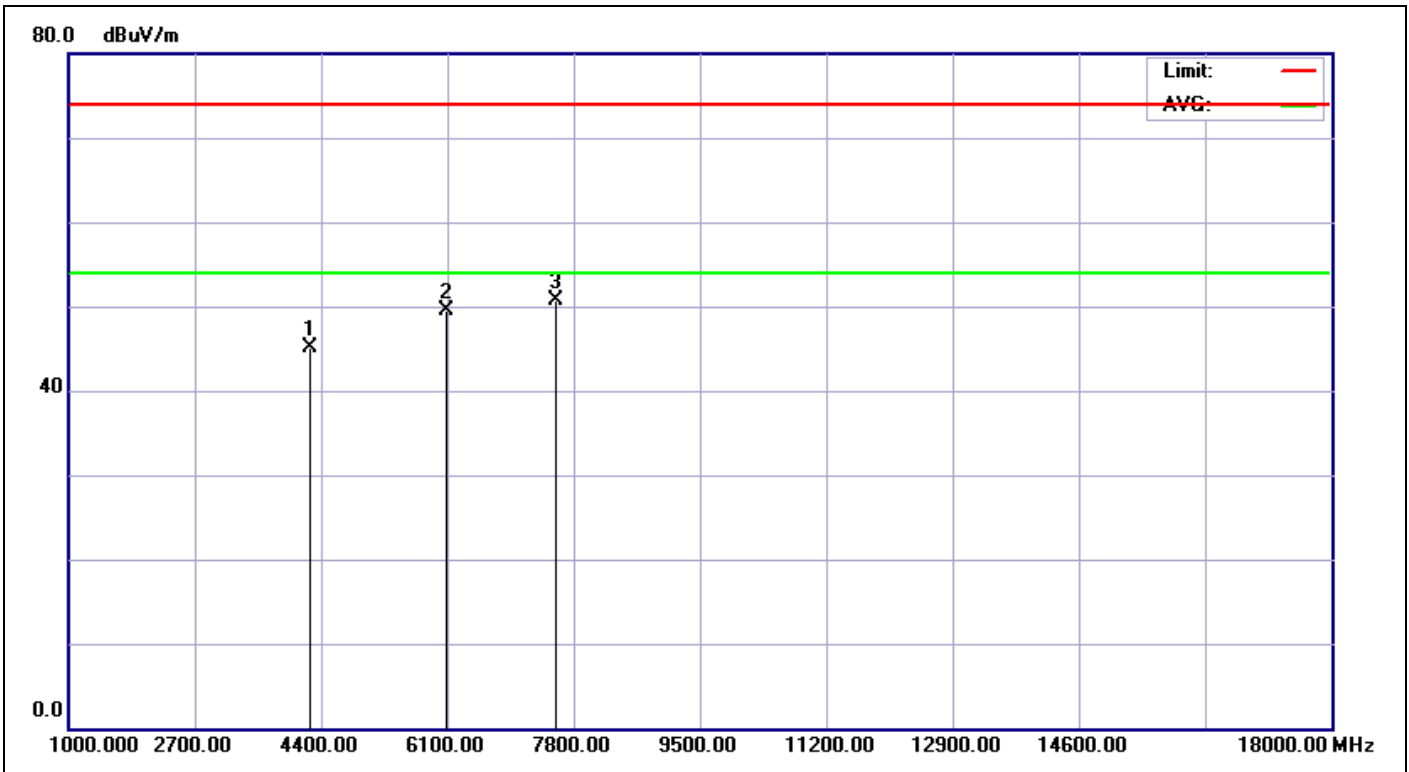
Service No.:	114006213-BT	Test Distance:	3M
Test Standard:	FCC above 1G PEAK	Ant. Polarization:	Horizontal
Test item:	Radiation Emission	Test Time:	2013/6/10 AM 10:35:11
Applicant:	Mobilogics	Test Rating:	DC 5V
Product:	aScan	Temp.(°C)/Hum.(%):	24(°C)/55%
Model No.:	1D	Test Engineer:	Hugo Chang
Test Mode:	BT CH2480		
Remark:			

No.	Frequency (MHz)	Factor (dB/m)	Reading (dBuV)	Level (dBuV/m)	Limit (dBuV/m)	Margin (dB)	Det.	Height (cm)	Azimuth (°)	Remark
1	3860.577	-5.60	50.02	44.42	74.00	-29.58	peak			
2	6394.231	5.07	44.75	49.82	74.00	-24.18	peak			
3	8028.846	6.01	45.28	51.29	74.00	-22.71	peak			



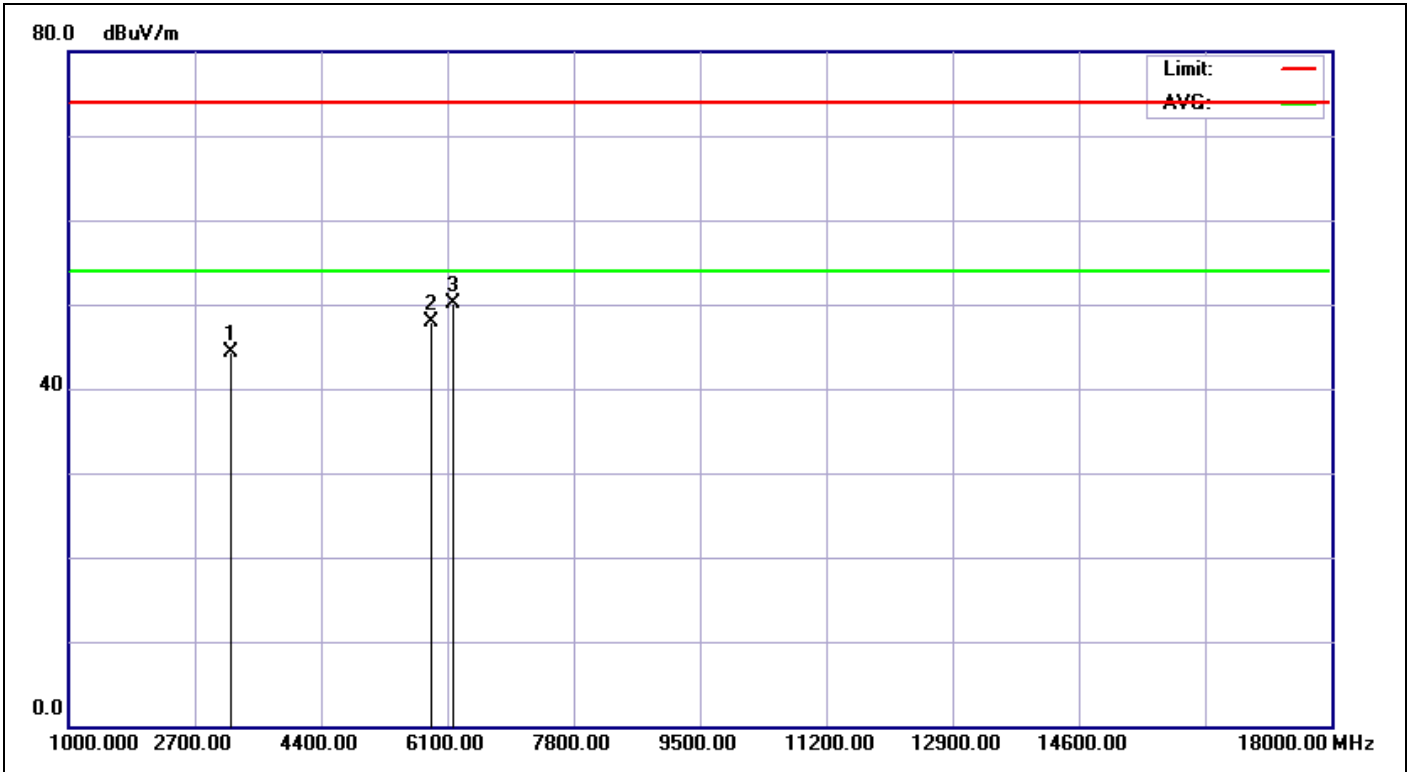
Service No.:	114006213-BT	Test Distance:	3M
Test Standard:	FCC above 1G PEAK	Ant. Polarization:	Vertical
Test item:	Radiation Emission	Test Time:	2013/6/10 AM 10:36:40
Applicant:	Mobilogics	Test Rating:	DC 5V
Product:	aScan	Temp.(°C)/Hum.(%):	24(°C)/55%
Model No.:	1D	Test Engineer:	Hugo Chang
Test Mode:	BT CH2480		
Remark:			

No.	Frequency (MHz)	Factor (dB/m)	Reading (dBuV)	Level (dBuV/m)	Limit (dBuV/m)	Margin (dB)	Det.	Height (cm)	Azimuth (°)	Remark
1	3669.872	-5.74	50.32	44.58	74.00	-29.42	peak			
2	5386.218	-0.33	47.64	47.31	74.00	-26.69	peak			
3	8028.846	6.01	45.37	51.38	74.00	-22.62	peak			



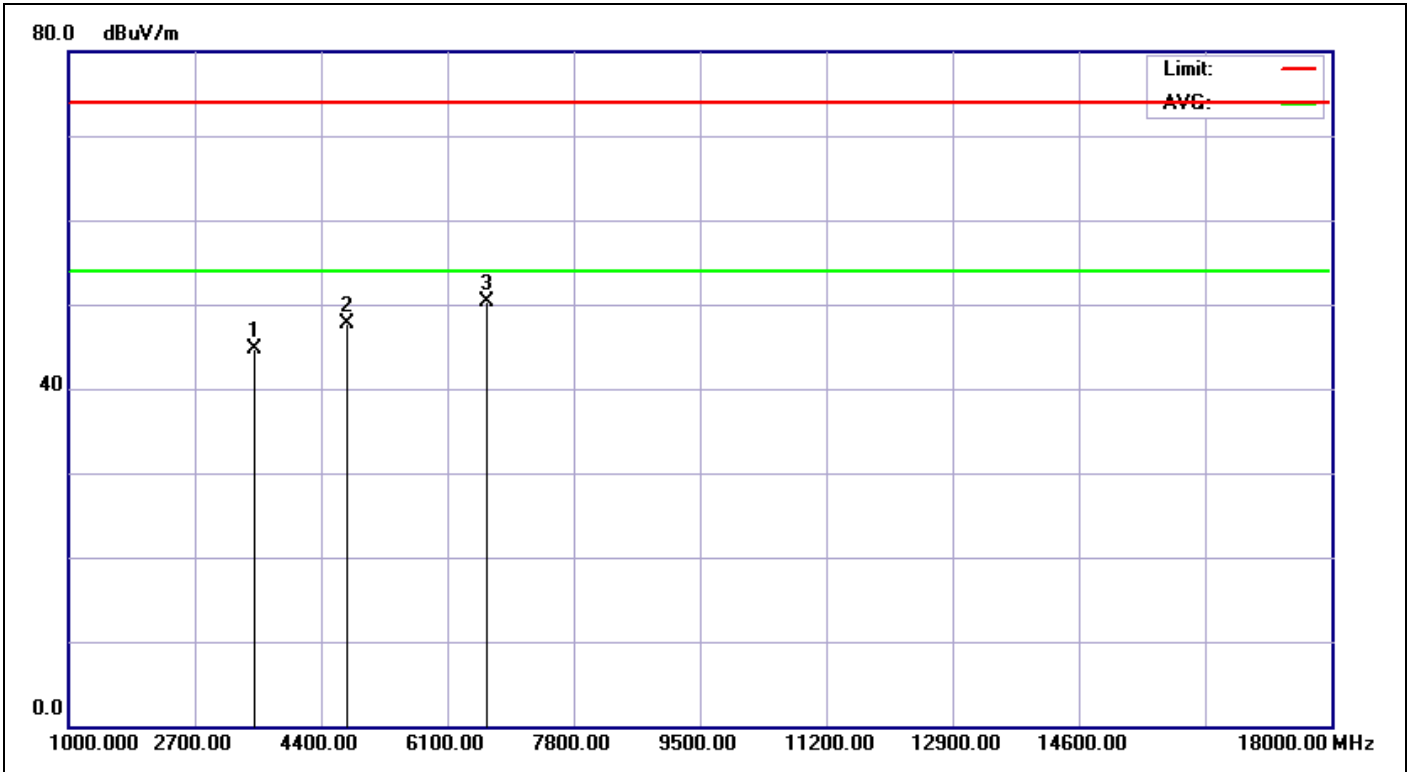
Service No.:	114006213-BT	Test Distance:	3M
Test Standard:	FCC above 1G PEAK	Ant. Polarization:	Horizontal
Test item:	Radiation Emission	Test Time:	2013/6/10 AM 10:38:32
Applicant:	Mobilogics	Test Rating:	DC 5V
Product:	aScan	Temp.(°C)/Hum.(%):	24(°C)/55%
Model No.:	1D	Test Engineer:	Hugo Chang
Test Mode:	EDR CH2402		
Remark:			

No.	Frequency (MHz)	Factor (dB/m)	Reading (dBuV)	Level (dBuV/m)	Limit (dBuV/m)	Margin (dB)	Det.	Height (cm)	Azimuth (°)	Remark
1	4241.987	-4.54	49.74	45.20	74.00	-28.80	peak			
2	6094.551	4.02	45.39	49.41	74.00	-24.59	peak			
3	7565.705	6.21	44.56	50.77	74.00	-23.23	peak			



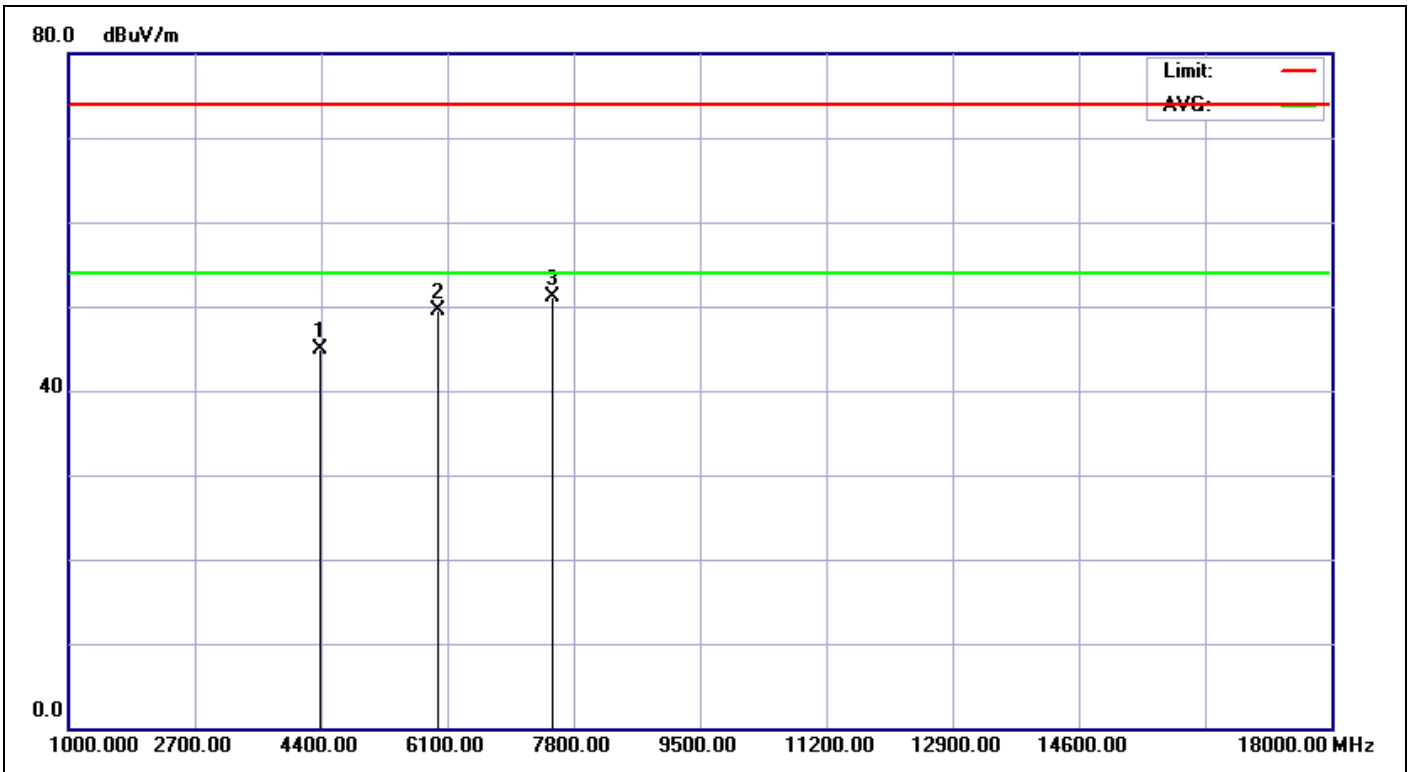
Service No.:	114006213-BT	Test Distance:	3M
Test Standard:	FCC above 1G PEAK	Ant. Polarization:	Vertical
Test item:	Radiation Emission	Test Time:	2013/6/10 AM 10:40:00
Applicant:	Mobilogics	Test Rating:	DC 5V
Product:	aScan	Temp.(°C)/Hum.(%):	24(°C)/55%
Model No.:	1D	Test Engineer:	Hugo Chang
Test Mode:	EDR CH2402		
Remark:			

No.	Frequency (MHz)	Factor (dB/m)	Reading (dBuV)	Level (dBuV/m)	Limit (dBuV/m)	Margin (dB)	Det.	Height (cm)	Azimuth (°)	Remark
1	3179.487	-6.29	50.69	44.40	74.00	-29.60	peak			
2	5876.603	2.83	44.99	47.82	74.00	-26.18	peak			
3	6176.282	4.30	45.77	50.07	74.00	-23.93	peak			



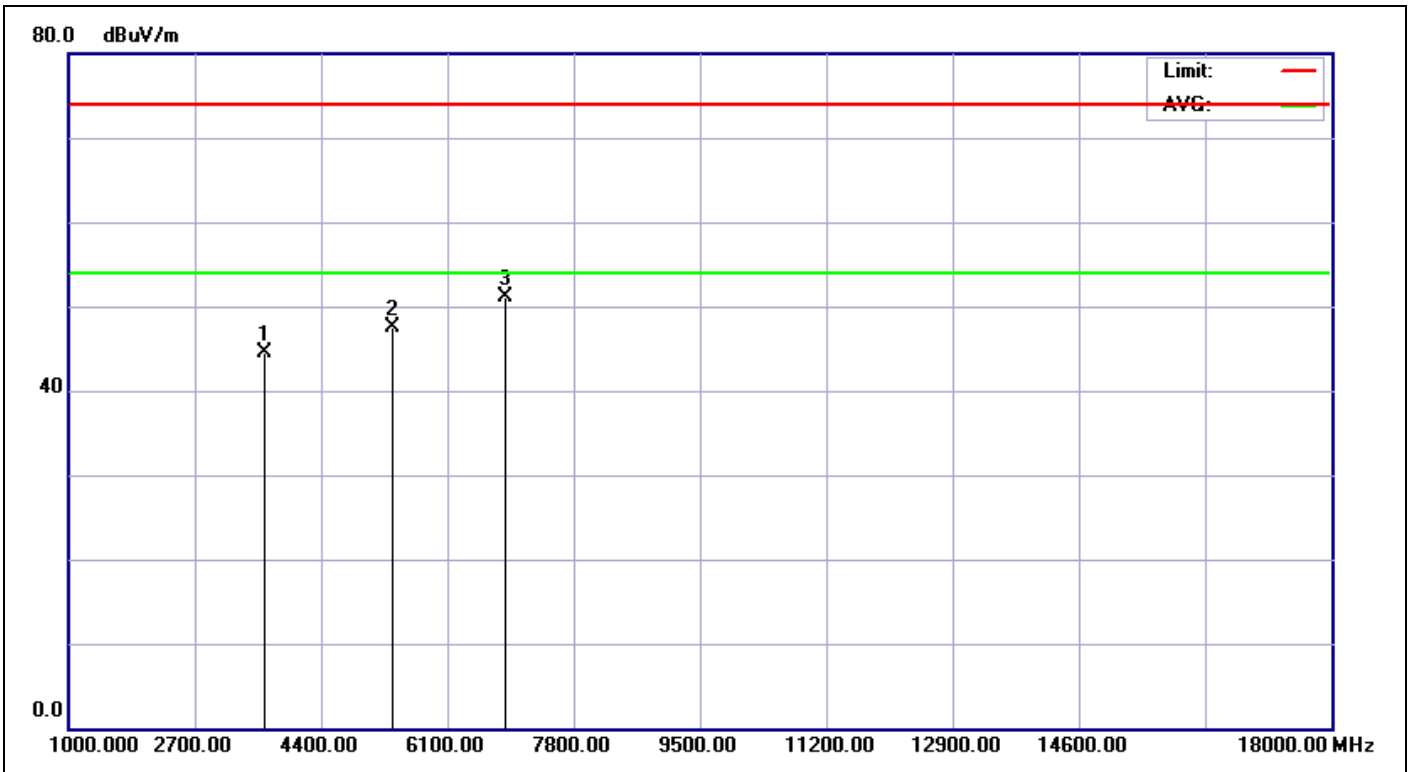
Service No.:	114006213-BT	Test Distance:	3M
Test Standard:	FCC above 1G PEAK	Ant. Polarization:	Horizontal
Test item:	Radiation Emission	Test Time:	2013/6/10 AM 10:41:55
Applicant:	Mobilogics	Test Rating:	DC 5V
Product:	aScan	Temp.(°C)/Hum.(%):	24(°C)/55%
Model No.:	1D	Test Engineer:	Hugo Chang
Test Mode:	EDR CH2441		
Remark:			

No.	Frequency (MHz)	Factor (dB/m)	Reading (dBuV)	Level (dBuV/m)	Limit (dBuV/m)	Margin (dB)	Det.	Height (cm)	Azimuth (°)	Remark
1	3506.410	-5.86	50.50	44.64	74.00	-29.36	peak			
2	4759.615	-2.86	50.49	47.63	74.00	-26.37	peak			
3	6639.423	5.27	44.99	50.26	74.00	-23.74	peak			



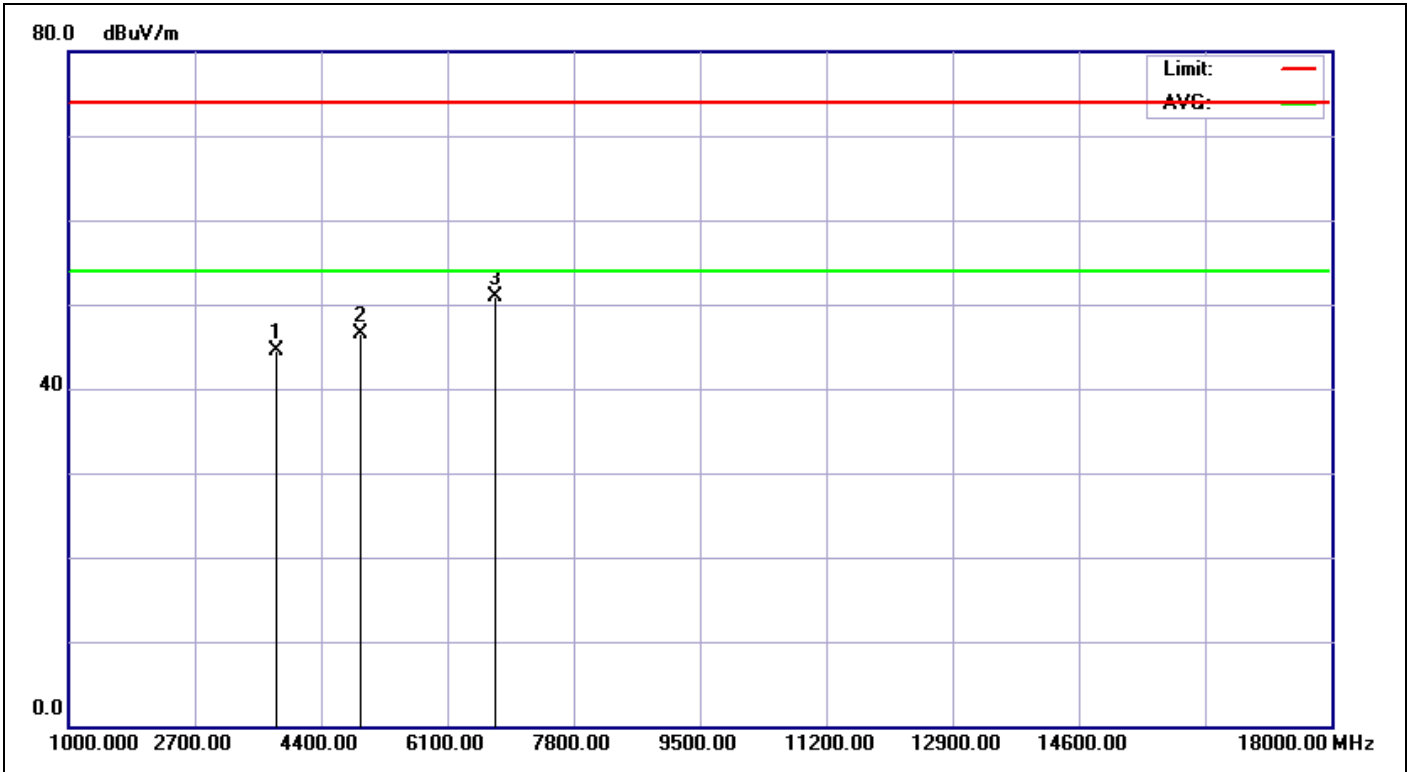
Service No.:	114006213-BT	Test Distance:	3M
Test Standard:	FCC above 1G PEAK	Ant. Polarization:	Vertical
Test item:	Radiation Emission	Test Time:	2013/6/10 AM 10:43:21
Applicant:	Mobilogics	Test Rating:	DC 5V
Product:	aScan	Temp.(°C)/Hum.(%):	24(°C)/55%
Model No.:	1D	Test Engineer:	Hugo Chang
Test Mode:	EDR CH2441		
Remark:			

No.	Frequency (MHz)	Factor (dB/m)	Reading (dBuV)	Level (dBuV/m)	Limit (dBuV/m)	Margin (dB)	Det.	Height (cm)	Azimuth (°)	Remark
1	4378.205	-4.01	48.97	44.96	74.00	-29.04	peak			
2	5985.577	3.58	45.84	49.42	74.00	-24.58	peak			
3	7511.218	6.24	44.84	51.08	74.00	-22.92	peak			



Service No.:	114006213-BT	Test Distance:	3M
Test Standard:	FCC above 1G PEAK	Ant. Polarization:	Horizontal
Test item:	Radiation Emission	Test Time:	2013/6/10 AM 10:44:59
Applicant:	Mobilogics	Test Rating:	DC 5V
Product:	aScan	Temp.(°C)/Hum.(%):	24(°C)/55%
Model No.:	1D	Test Engineer:	Hugo Chang
Test Mode:	EDR CH2480		
Remark:			

No.	Frequency (MHz)	Factor (dB/m)	Reading (dBuV)	Level (dBuV/m)	Limit (dBuV/m)	Margin (dB)	Det.	Height (cm)	Azimuth (°)	Remark
1	3642.628	-5.76	50.32	44.56	74.00	-29.44	peak			
2	5358.974	-0.46	47.88	47.42	74.00	-26.58	peak			
3	6884.615	4.98	46.14	51.12	74.00	-22.88	peak			



Service No.:	114006213-BT	Test Distance:	3M
Test Standard:	FCC above 1G PEAK	Ant. Polarization:	Vertical
Test item:	Radiation Emission	Test Time:	2013/6/10 AM 10:46:28
Applicant:	Mobilogics	Test Rating:	DC 5V
Product:	aScan	Temp.(°C)/Hum.(%):	24(°C)/55%
Model No.:	1D	Test Engineer:	Hugo Chang
Test Mode:	EDR CH2480		
Remark:			

No.	Frequency (MHz)	Factor (dB/m)	Reading (dBuV)	Level (dBuV/m)	Limit (dBuV/m)	Margin (dB)	Det.	Height (cm)	Azimuth (°)	Remark
1	3806.090	-5.63	50.15	44.52	74.00	-29.48	peak			
2	4923.077	-2.44	48.87	46.43	74.00	-27.57	peak			
3	6748.397	5.14	45.70	50.84	74.00	-23.16	peak			

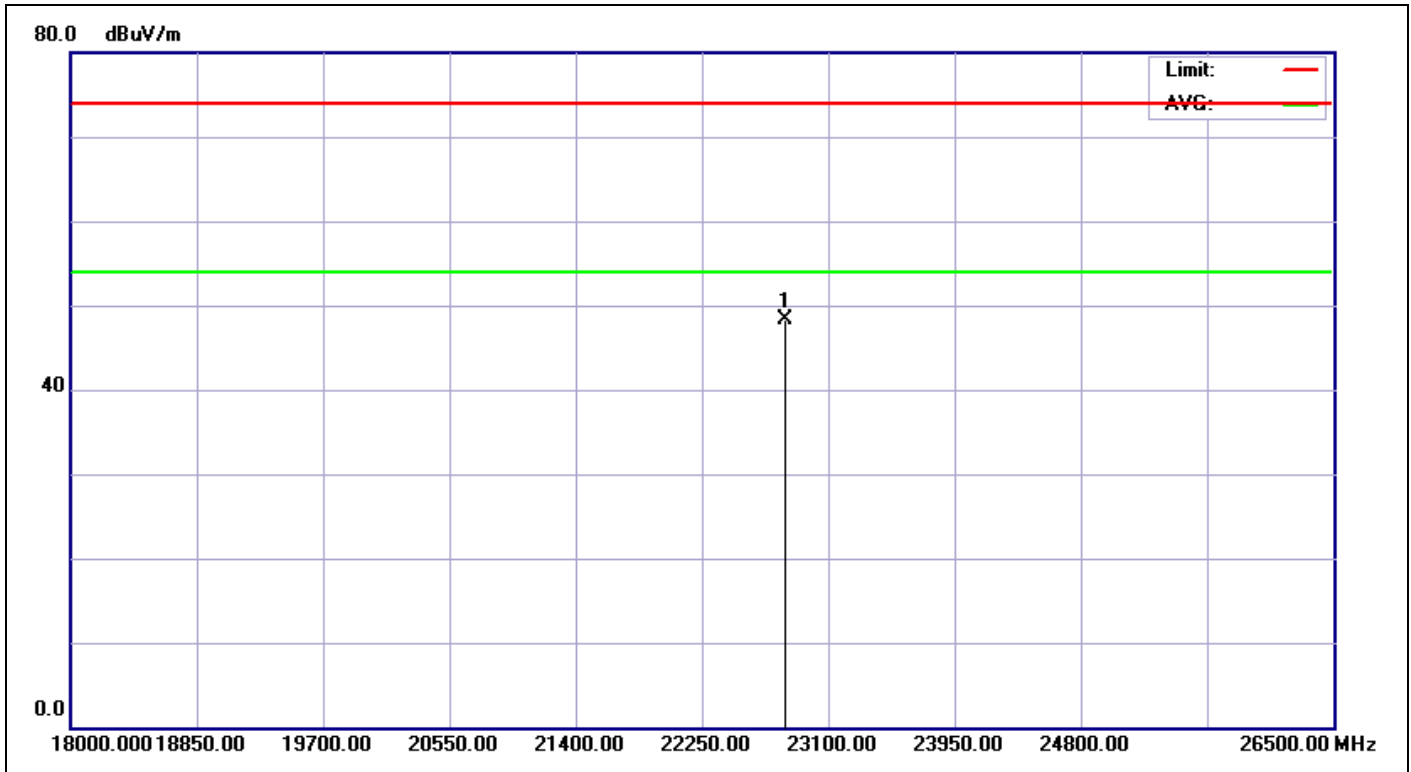
Spurious Emissions, TX Mode, 18-26G



TUV Taiwan

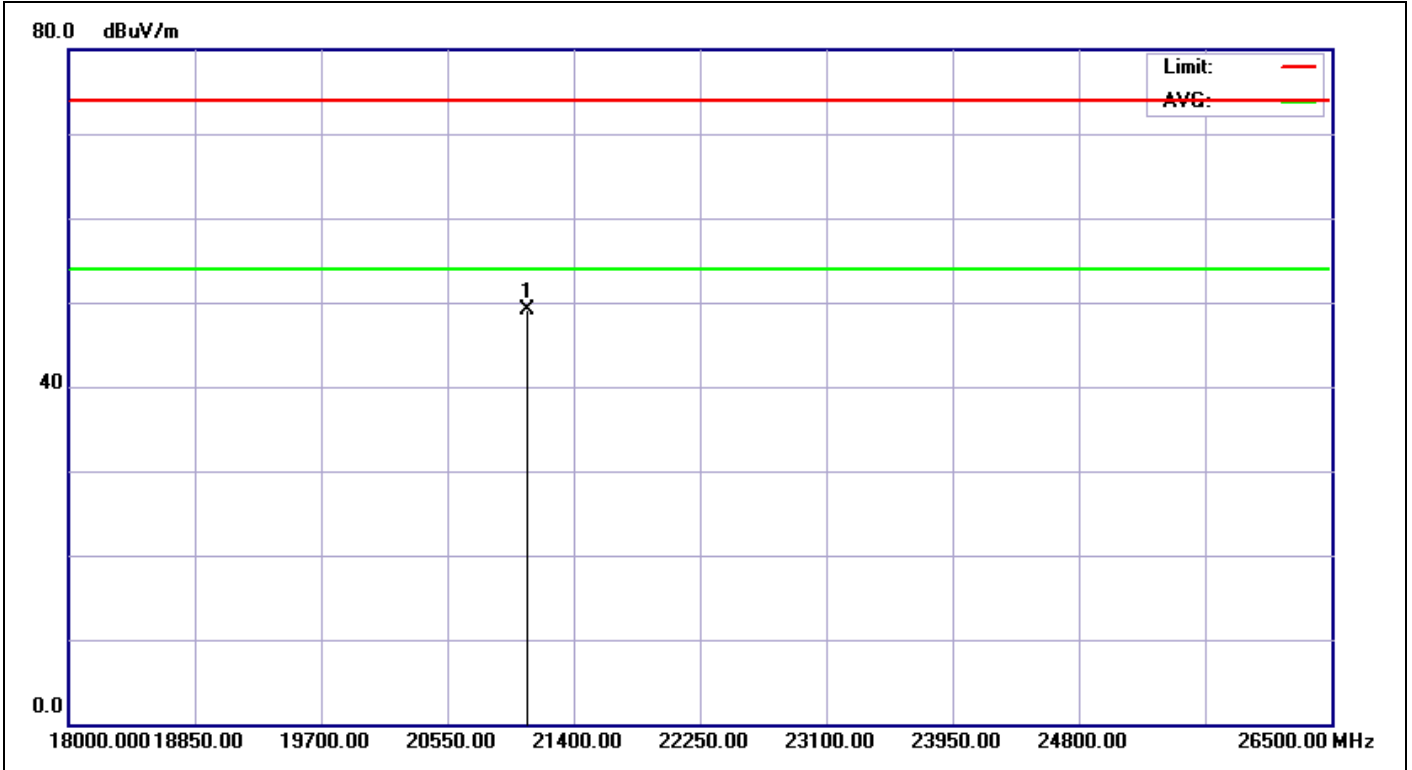
11F., No.758, Sec.4 Bade Road. Songshan Dist, Taipei City 105

Tel:+886-2172-7000 fax:+886-2528-0018



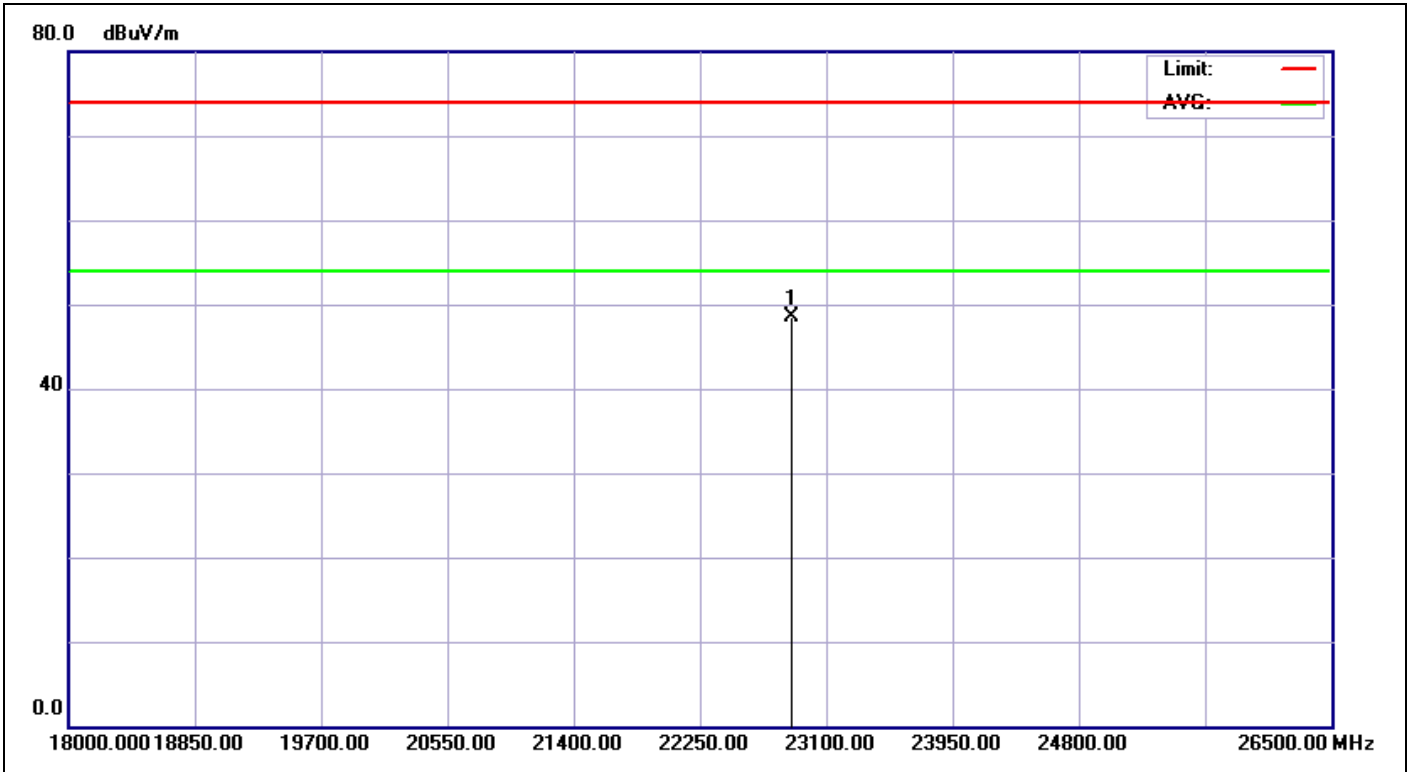
Service No.:	114006213-BT	Test Distance:	3M
Test Standard:	FCC above 1G PEAK	Ant. Polarization:	Horizontal
Test item:	Radiation Emission	Test Time:	2013/6/10 AM 10:56:20
Applicant:	Mobilogics	Test Rating:	DC 5V
Product:	aScan	Temp.(°C)/Hum.(%):	24(°C)/55%
Model No.:	1D	Test Engineer:	Hugo Chang
Test Mode:	BT CH2402		
Remark:			

No.	Frequency (MHz)	Factor (dB/m)	Reading (dBuV)	Level (dBuV/m)	Limit (dBuV/m)	Margin (dB)	Det.	Height (cm)	Azimuth (°)	Remark
1	22808.494	29.79	18.44	48.23	74.00	-25.77	peak			



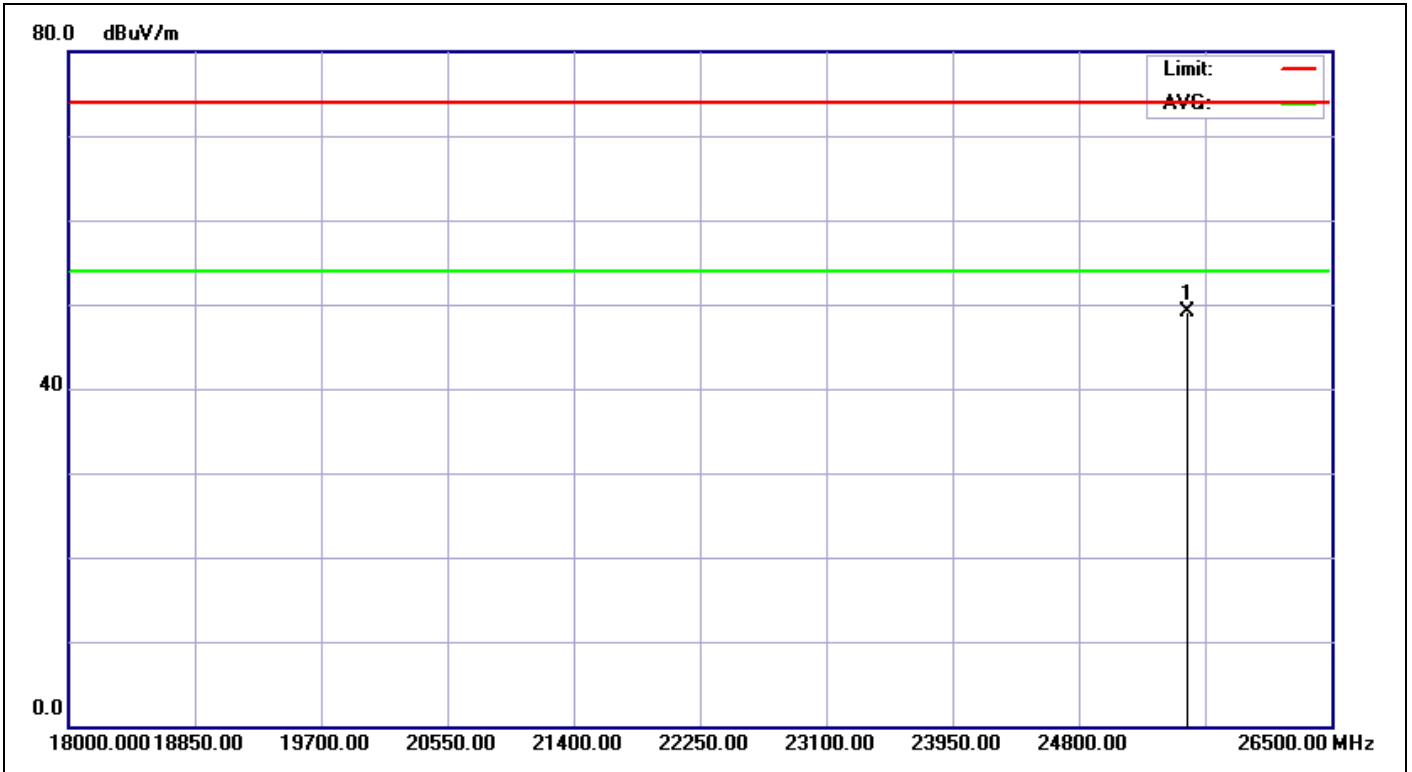
Service No.:	114006213-BT	Test Distance:	3M
Test Standard:	FCC above 1G PEAK	Ant. Polarization:	Vertical
Test item:	Radiation Emission	Test Time:	2013/6/10 AM 10:56:49
Applicant:	Mobilogics	Test Rating:	DC 5V
Product:	aScan	Temp.(°C)/Hum.(%):	24(°C)/55%
Model No.:	1D	Test Engineer:	Hugo Chang
Test Mode:	BT CH2402		
Remark:			

No.	Frequency (MHz)	Factor (dB/m)	Reading (dBuV)	Level (dBuV/m)	Limit (dBuV/m)	Margin (dB)	Det.	Height (cm)	Azimuth (°)	Remark
1	21092.147	29.55	19.64	49.19	74.00	-24.81	peak			



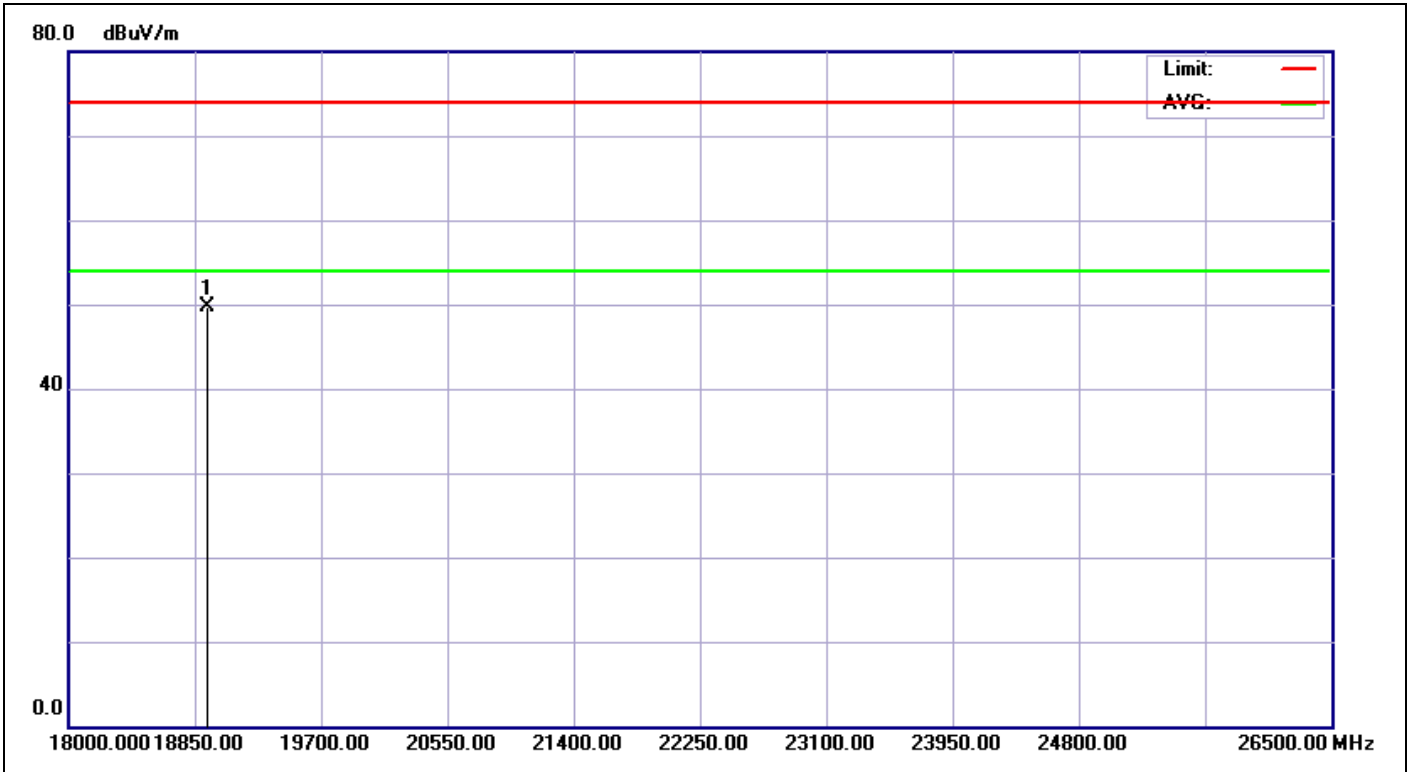
Service No.:	114006213-BT	Test Distance:	3M
Test Standard:	FCC above 1G PEAK	Ant. Polarization:	Horizontal
Test item:	Radiation Emission	Test Time:	2013/6/10 AM 10:57:22
Applicant:	Mobilogics	Test Rating:	DC 5V
Product:	aScan	Temp.(°C)/Hum.(%):	24(°C)/55%
Model No.:	1D	Test Engineer:	Hugo Chang
Test Mode:	BT CH2441		
Remark:			

No.	Frequency (MHz)	Factor (dB/m)	Reading (dBuV)	Level (dBuV/m)	Limit (dBuV/m)	Margin (dB)	Det.	Height (cm)	Azimuth (°)	Remark
1	22862.981	29.92	18.64	48.56	74.00	-25.44	peak			



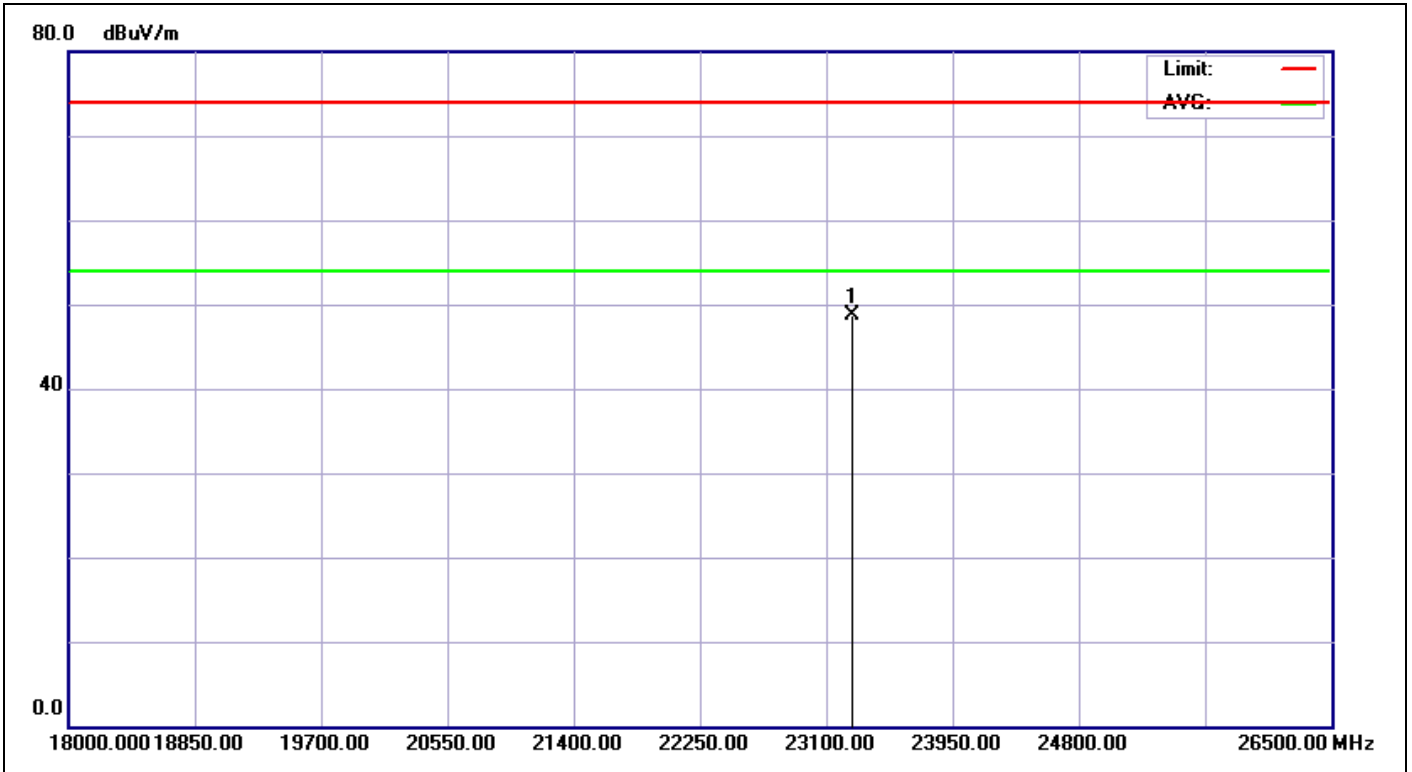
Service No.:	114006213-BT	Test Distance:	3M
Test Standard:	FCC above 1G PEAK	Ant. Polarization:	Vertical
Test item:	Radiation Emission	Test Time:	2013/6/10 AM 10:57:51
Applicant:	Mobilogics	Test Rating:	DC 5V
Product:	aScan	Temp.(°C)/Hum.(%):	24(°C)/55%
Model No.:	1D	Test Engineer:	Hugo Chang
Test Mode:	BT CH2441		
Remark:			

No.	Frequency (MHz)	Factor (dB/m)	Reading (dBuV)	Level (dBuV/m)	Limit (dBuV/m)	Margin (dB)	Det.	Height (cm)	Azimuth (°)	Remark
1	25532.853	30.88	18.15	49.03	74.00	-24.97	peak			



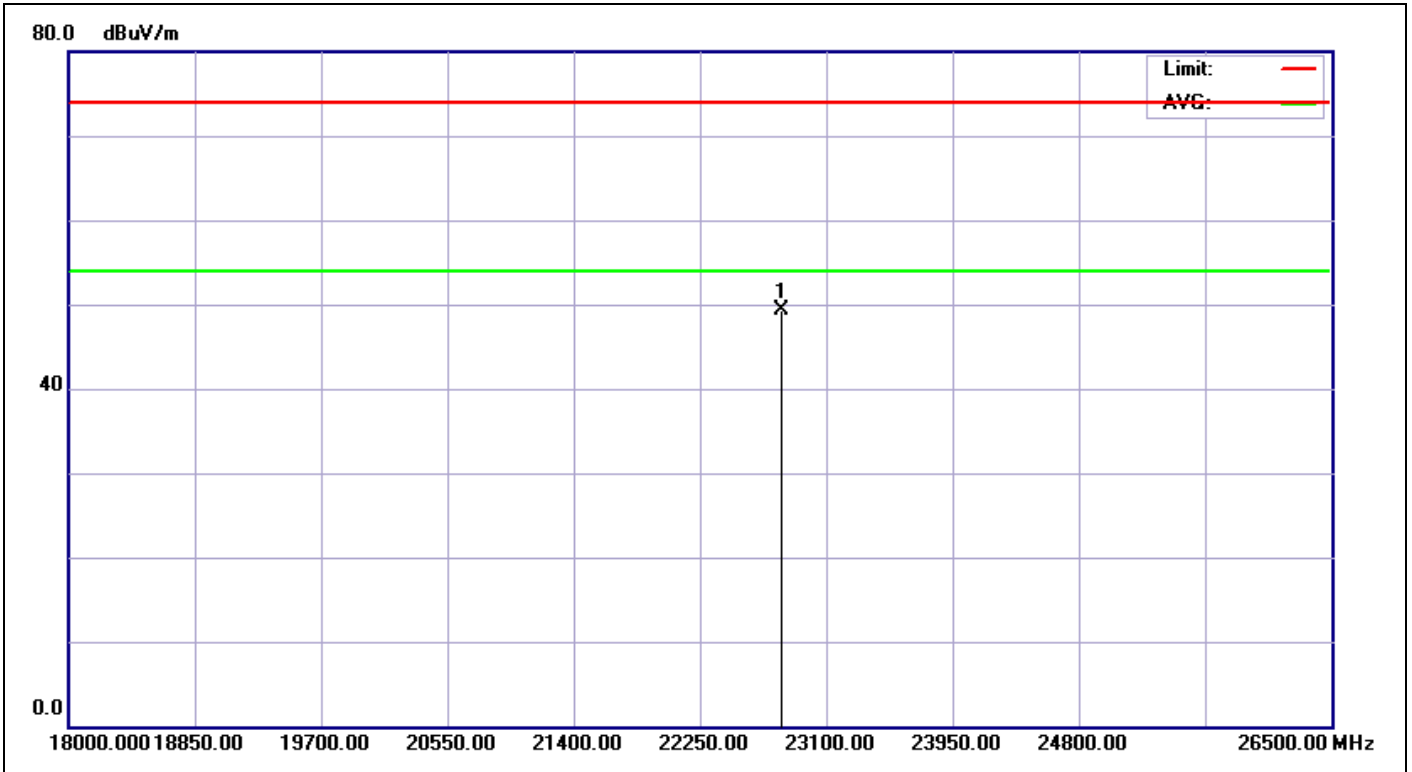
Service No.:	114006213-BT	Test Distance:	3M
Test Standard:	FCC above 1G PEAK	Ant. Polarization:	Horizontal
Test item:	Radiation Emission	Test Time:	2013/6/10 AM 10:58:26
Applicant:	Mobilogics	Test Rating:	DC 5V
Product:	aScan	Temp.(°C)/Hum.(%):	24(°C)/55%
Model No.:	1D	Test Engineer:	Hugo Chang
Test Mode:	BT CH2480		
Remark:			

No.	Frequency (MHz)	Factor (dB/m)	Reading (dBuV)	Level (dBuV/m)	Limit (dBuV/m)	Margin (dB)	Det.	Height (cm)	Azimuth (°)	Remark
1	18939.904	29.80	19.83	49.63	74.00	-24.37	peak			



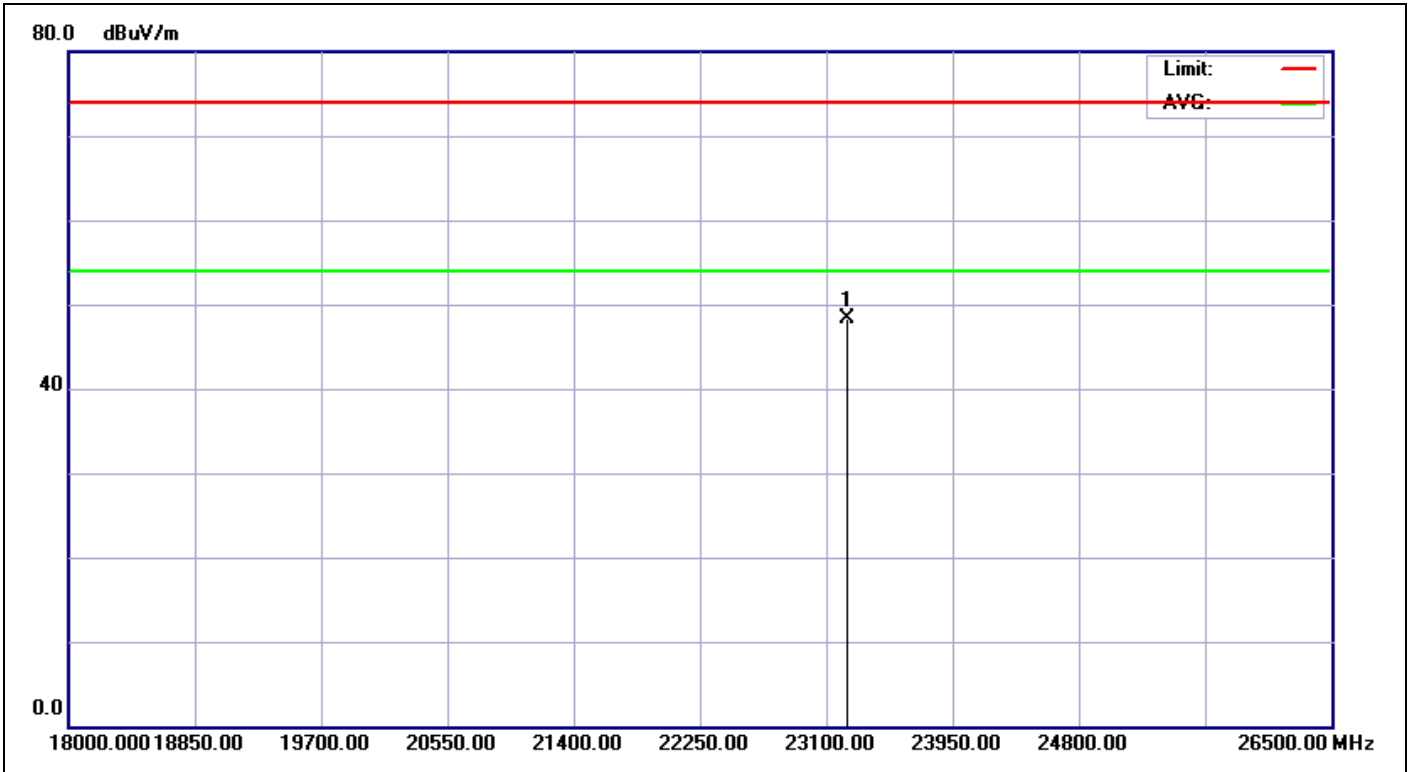
Service No.:	114006213-BT	Test Distance:	3M
Test Standard:	FCC above 1G PEAK	Ant. Polarization:	Vertical
Test item:	Radiation Emission	Test Time:	2013/6/10 AM 10:58:52
Applicant:	Mobilogics	Test Rating:	DC 5V
Product:	aScan	Temp.(°C)/Hum.(%):	24(°C)/55%
Model No.:	1D	Test Engineer:	Hugo Chang
Test Mode:	BT CH2480		
Remark:			

No.	Frequency (MHz)	Factor (dB/m)	Reading (dBuV)	Level (dBuV/m)	Limit (dBuV/m)	Margin (dB)	Det.	Height (cm)	Azimuth (°)	Remark
1	23271.635	30.19	18.52	48.71	74.00	-25.29	peak			



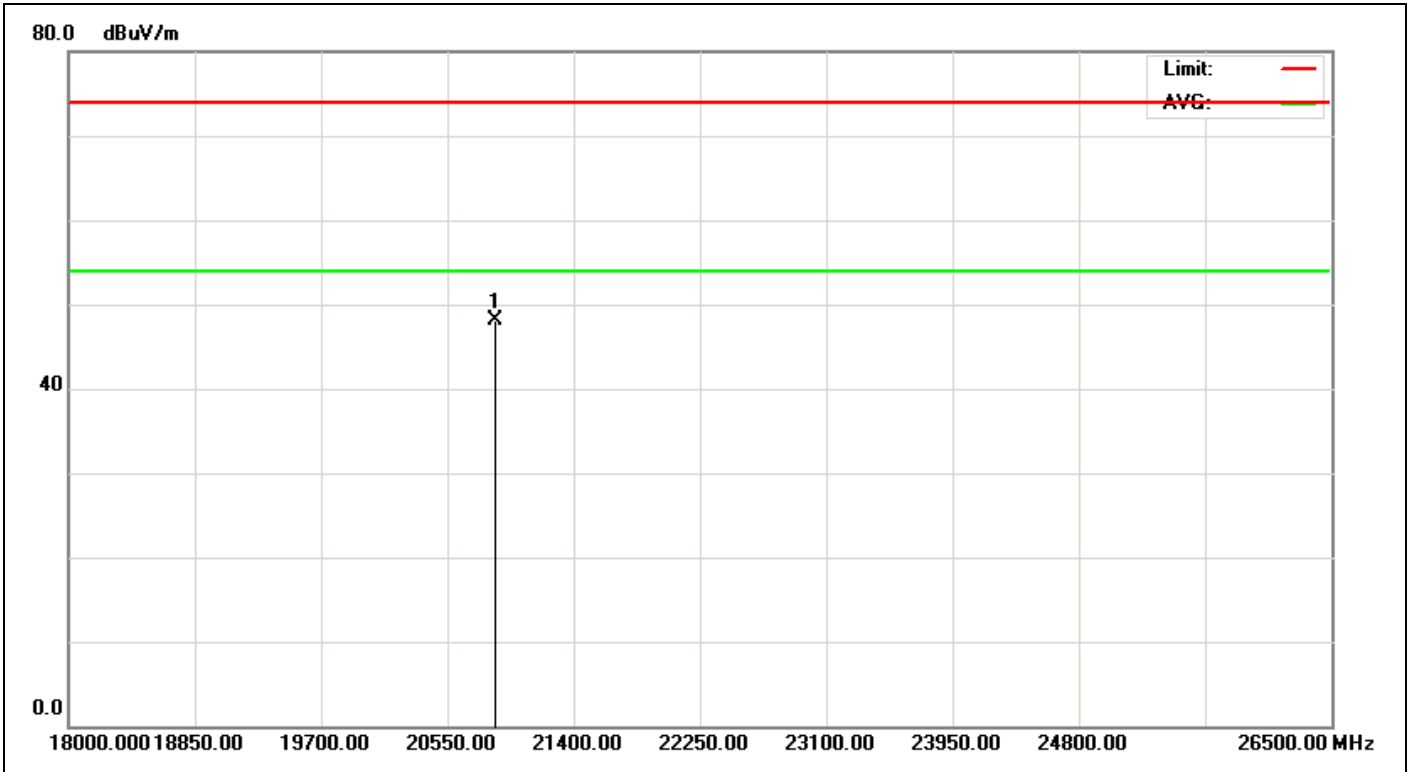
Service No.:	114006213-BT	Test Distance:	3M
Test Standard:	FCC above 1G PEAK	Ant. Polarization:	Horizontal
Test item:	Radiation Emission	Test Time:	2013/6/10 AM 10:59:24
Applicant:	Mobilogics	Test Rating:	DC 5V
Product:	aScan	Temp.(°C)/Hum.(%):	24(°C)/55%
Model No.:	1D	Test Engineer:	Hugo Chang
Test Mode:	EDR CH2402		
Remark:			

No.	Frequency (MHz)	Factor (dB/m)	Reading (dBuV)	Level (dBuV/m)	Limit (dBuV/m)	Margin (dB)	Det.	Height (cm)	Azimuth (°)	Remark
1	22794.872	29.75	19.55	49.30	74.00	-24.70	peak			



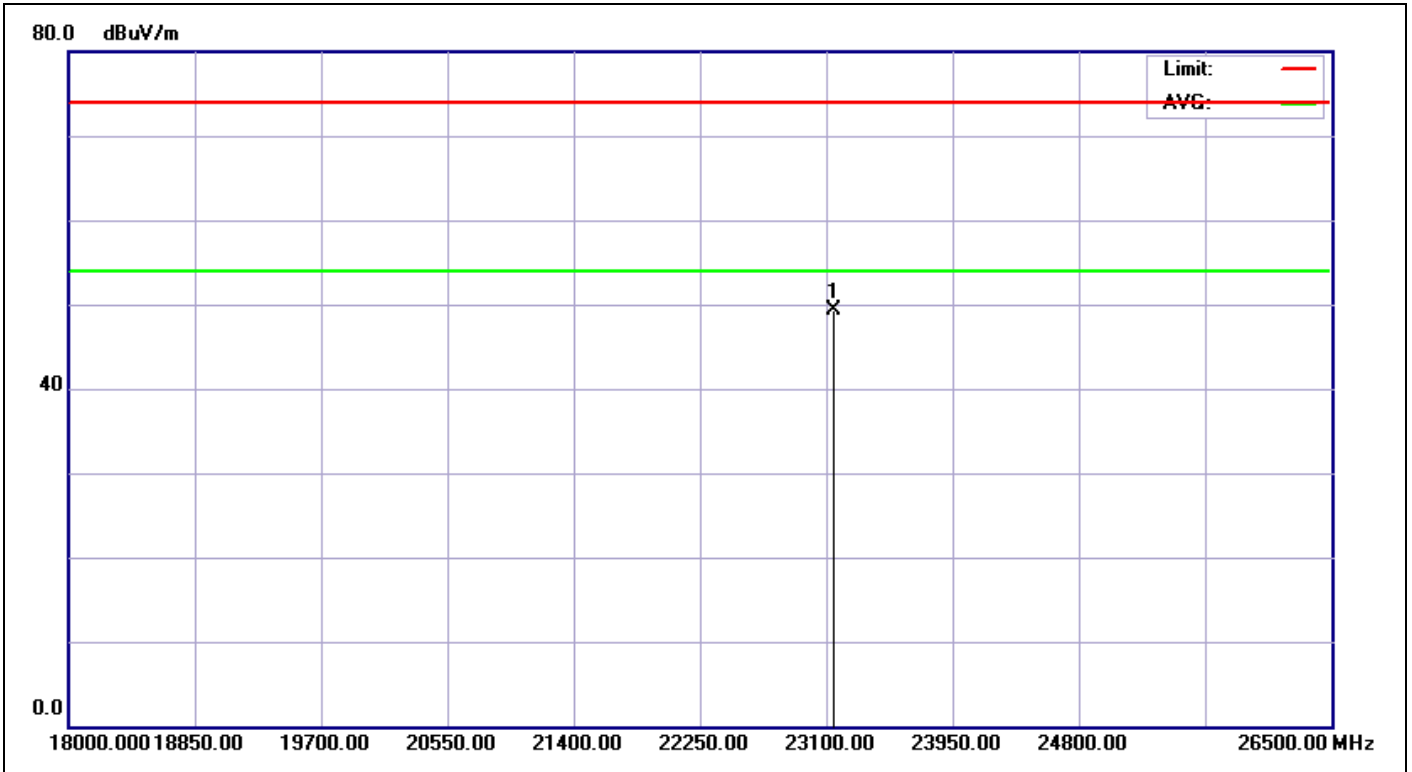
Service No.:	114006213-BT	Test Distance:	3M
Test Standard:	FCC above 1G PEAK	Ant. Polarization:	Vertical
Test item:	Radiation Emission	Test Time:	2013/6/10 AM 10:59:50
Applicant:	Mobilogics	Test Rating:	DC 5V
Product:	aScan	Temp.(°C)/Hum.(%):	24(°C)/55%
Model No.:	1D	Test Engineer:	Hugo Chang
Test Mode:	EDR CH2402		
Remark:			

No.	Frequency (MHz)	Factor (dB/m)	Reading (dBuV)	Level (dBuV/m)	Limit (dBuV/m)	Margin (dB)	Det.	Height (cm)	Azimuth (°)	Remark
1	23244.391	30.19	18.20	48.39	74.00	-25.61	peak			



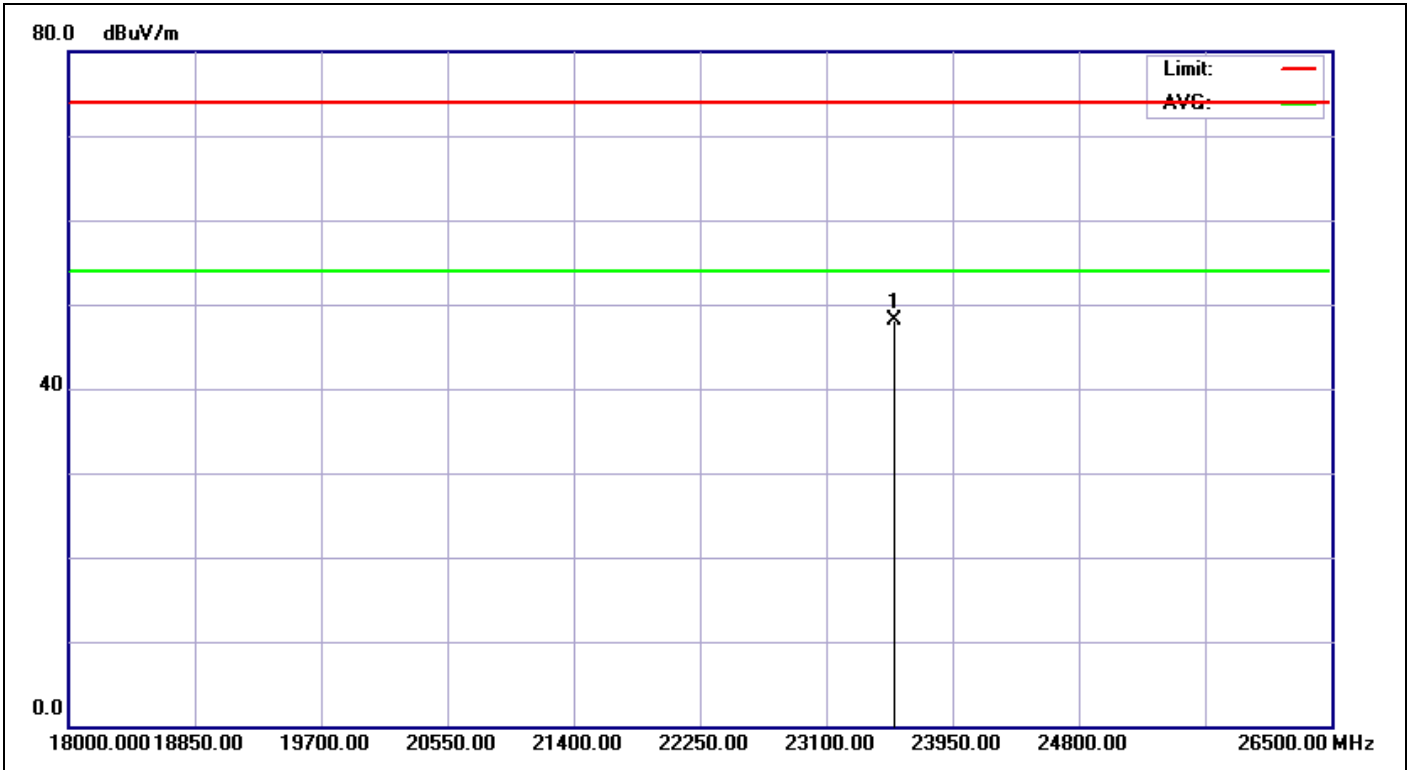
Service No.:	114006213-BT	Test Distance:	3M
Test Standard:	FCC above 1G PEAK	Ant. Polarization:	Horizontal
Test item:	Radiation Emission	Test Time:	2013/6/10 AM 11:01:28
Applicant:	Mobilogics	Test Rating:	DC 5V
Product:	aScan	Temp.(°C)/Hum.(%):	24(°C)/55%
Model No.:	1D	Test Engineer:	Hugo Chang
Test Mode:	EDR CH2441		
Remark:			

No.	Frequency (MHz)	Factor (dB/m)	Reading (dBuV)	Level (dBuV/m)	Limit (dBuV/m)	Margin (dB)	Det.	Height (cm)	Azimuth (°)	Remark
1	20874.199	29.58	18.61	48.19	74.00	-25.81	peak			



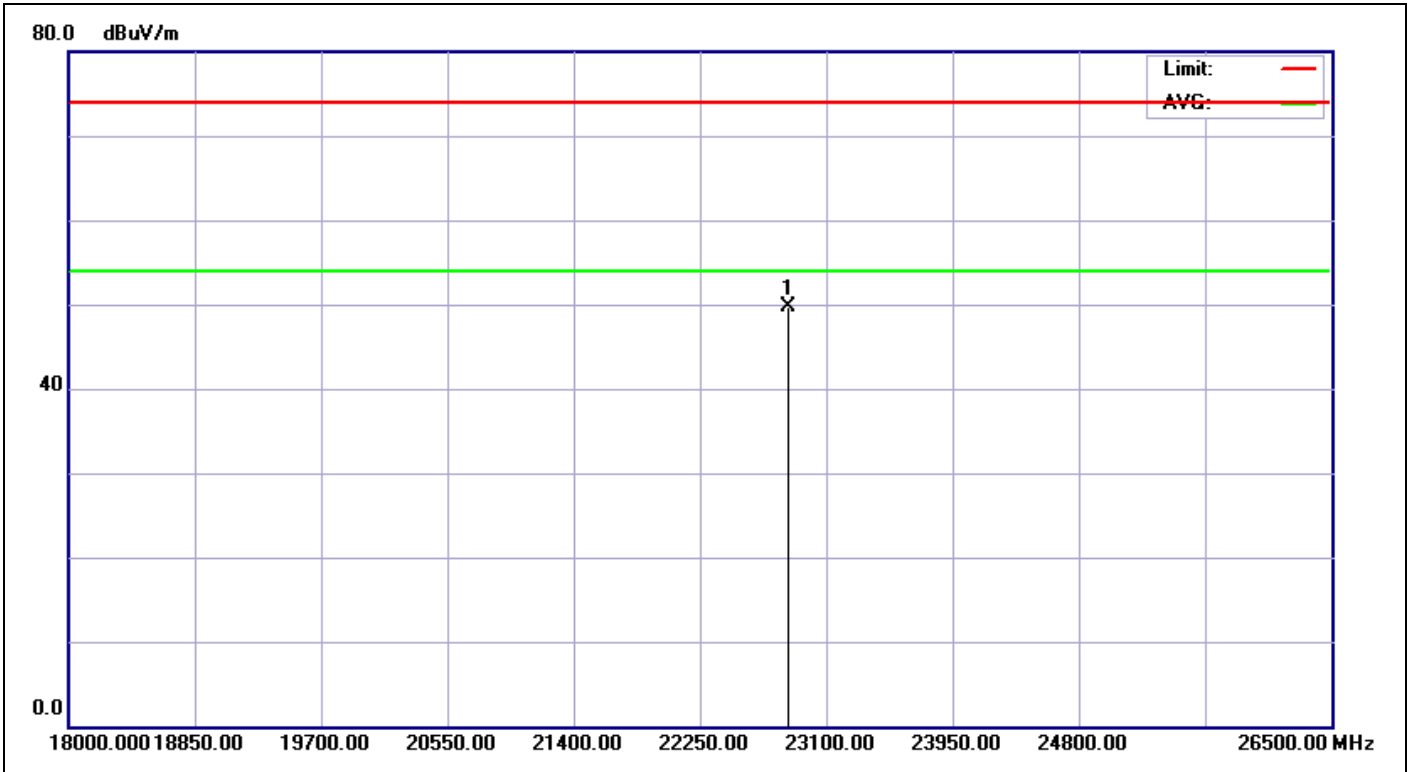
Service No.:	114006213-BT	Test Distance:	3M
Test Standard:	FCC above 1G PEAK	Ant. Polarization:	Vertical
Test item:	Radiation Emission	Test Time:	2013/6/10 AM 11:01:59
Applicant:	Mobilogics	Test Rating:	DC 5V
Product:	aScan	Temp.(°C)/Hum.(%):	24(°C)/55%
Model No.:	1D	Test Engineer:	Hugo Chang
Test Mode:	EDR CH2441		
Remark:			

No.	Frequency (MHz)	Factor (dB/m)	Reading (dBuV)	Level (dBuV/m)	Limit (dBuV/m)	Margin (dB)	Det.	Height (cm)	Azimuth (°)	Remark
1	23149.038	30.23	19.15	49.38	74.00	-24.62	peak			



Service No.:	114006213-BT	Test Distance:	3M
Test Standard:	FCC above 1G PEAK	Ant. Polarization:	Horizontal
Test item:	Radiation Emission	Test Time:	2013/6/10 AM 11:02:26
Applicant:	Mobilogics	Test Rating:	DC 5V
Product:	aScan	Temp.(°C)/Hum.(%):	24(°C)/55%
Model No.:	1D	Test Engineer:	Hugo Chang
Test Mode:	EDR CH2480		
Remark:			

No.	Frequency (MHz)	Factor (dB/m)	Reading (dBuV)	Level (dBuV/m)	Limit (dBuV/m)	Margin (dB)	Det.	Height (cm)	Azimuth (°)	Remark
1	23557.692	29.99	18.17	48.16	74.00	-25.84	peak			



Service No.:	114006213-BT	Test Distance:	3M
Test Standard:	FCC above 1G PEAK	Ant. Polarization:	Vertical
Test item:	Radiation Emission	Test Time:	2013/6/10 AM 11:02:51
Applicant:	Mobilogics	Test Rating:	DC 5V
Product:	aScan	Temp.(°C)/Hum.(%):	24(°C)/55%
Model No.:	1D	Test Engineer:	Hugo Chang
Test Mode:	EDR CH2480		
Remark:			

No.	Frequency (MHz)	Factor (dB/m)	Reading (dBuV)	Level (dBuV/m)	Limit (dBuV/m)	Margin (dB)	Det.	Height (cm)	Azimuth (°)	Remark
1	22849.359	29.90	19.85	49.75	74.00	-24.25	peak			

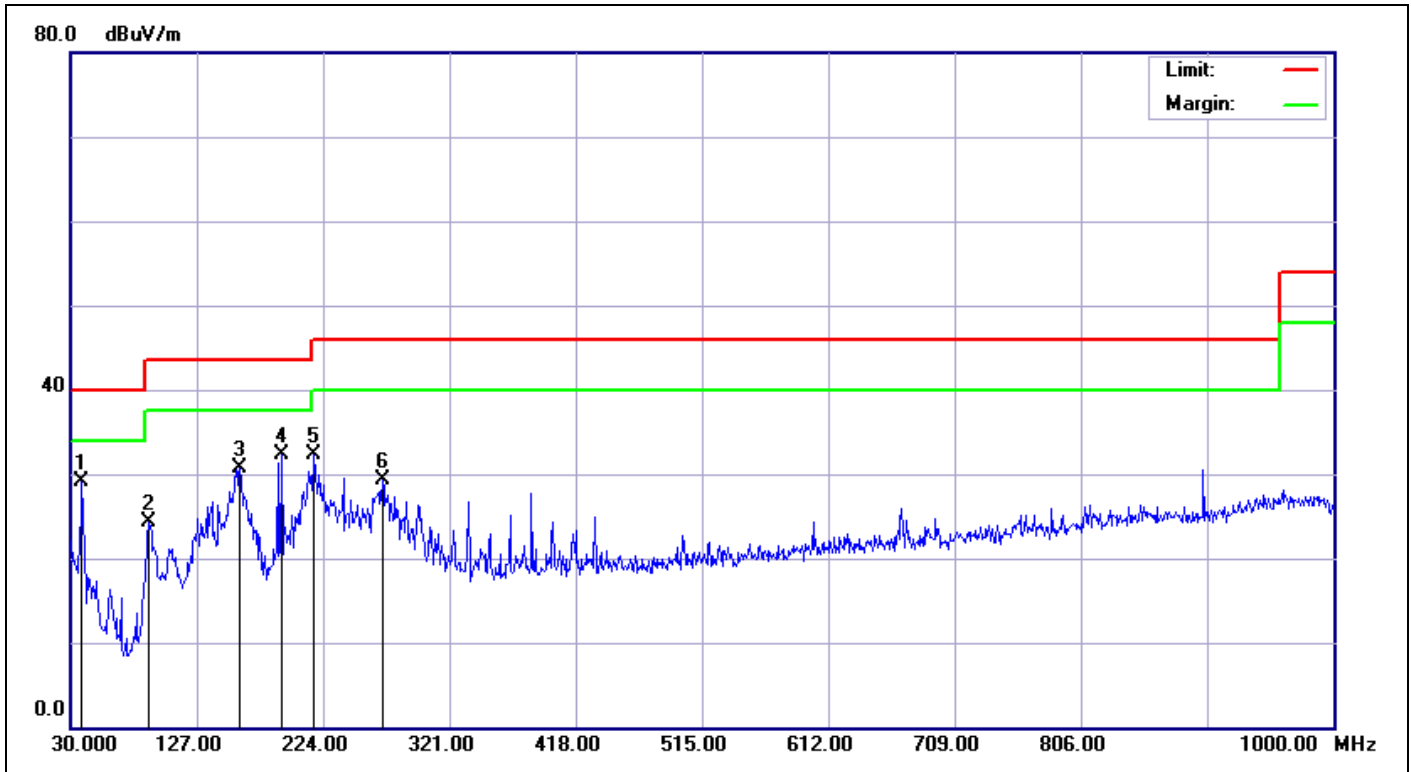
Spurious Emissions, TX Mode, 30M-1G



TUV Taiwan

11F., No.758, Sec.4 Bade Road. Songshan Dist, Taipei City 105

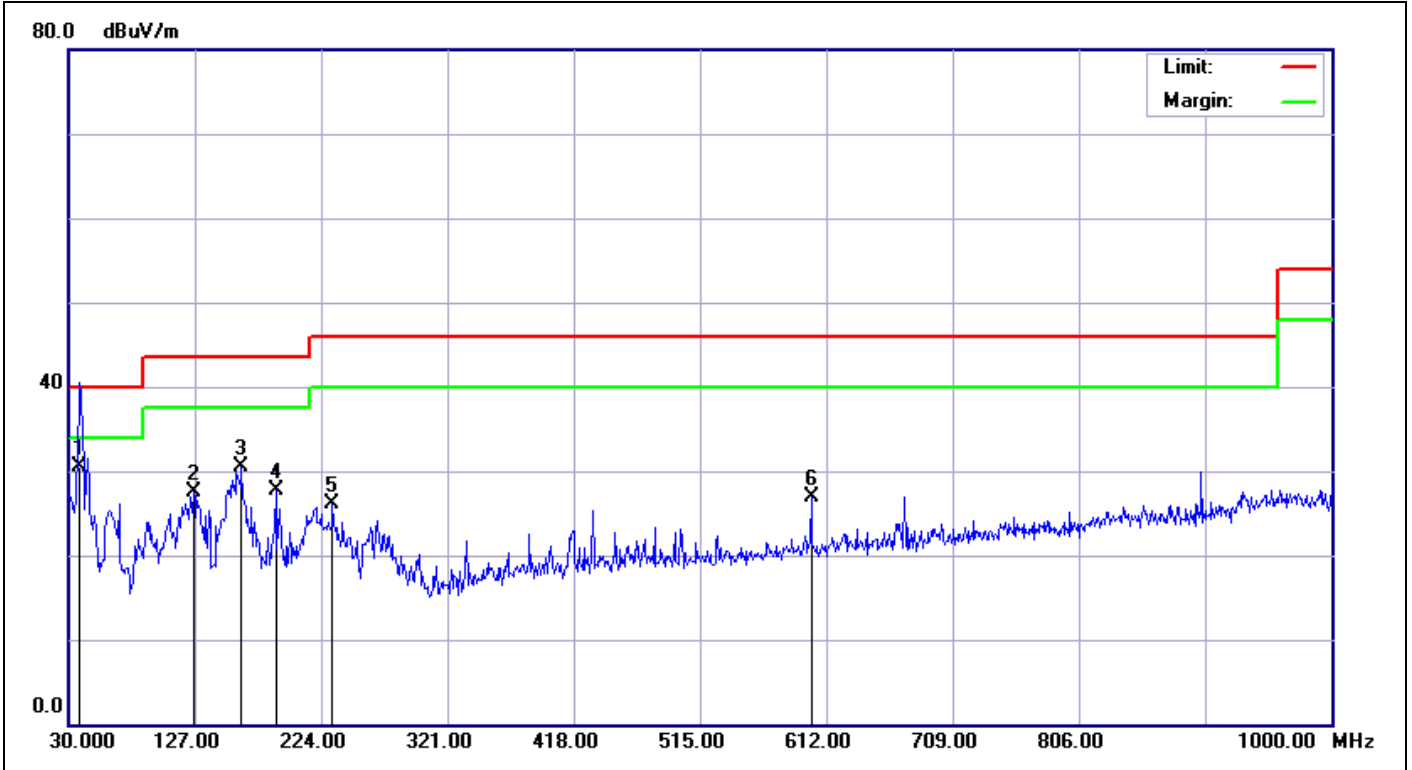
Tel:+886-2172-7000 fax:+886-2528-0018



Service No.:	114006213-BT	Test Distance:	3M
Test Standard:	FCC Class B 3M Radiation	Ant. Polarization:	Horizontal
Test item:	Radiation Emission	Test Time:	2013/6/10 PM 01:55:53
Applicant:	Mobilogics	Test Rating:	DC 5V
Product:	aScan	Temp.(°C)/Hum.(%):	24(°C)/55%
Model No.:	1D	Test Engineer:	Hugo Chang
Test Mode:			
Remark:			

No.	Frequency (MHz)	Factor (dB/m)	Reading (dBuV)	Level (dBuV/m)	Limit (dBuV/m)	Margin (dB)	Det.	Height (cm)	Azimuth (°)	Remark
1	38.7300	-10.87	39.95	29.08	40.00	-10.92	QP			
2	90.1400	-16.59	40.94	24.35	43.50	-19.15	QP			
3	159.9800	-13.95	44.73	30.78	43.50	-12.72	QP			
4	191.9900	-15.49	47.79	32.30	43.50	-11.20	QP			
5	217.2100	-14.29	46.63	32.34	46.00	-13.66	QP			
6	269.5900	-11.33	40.71	29.38	46.00	-16.62	QP			

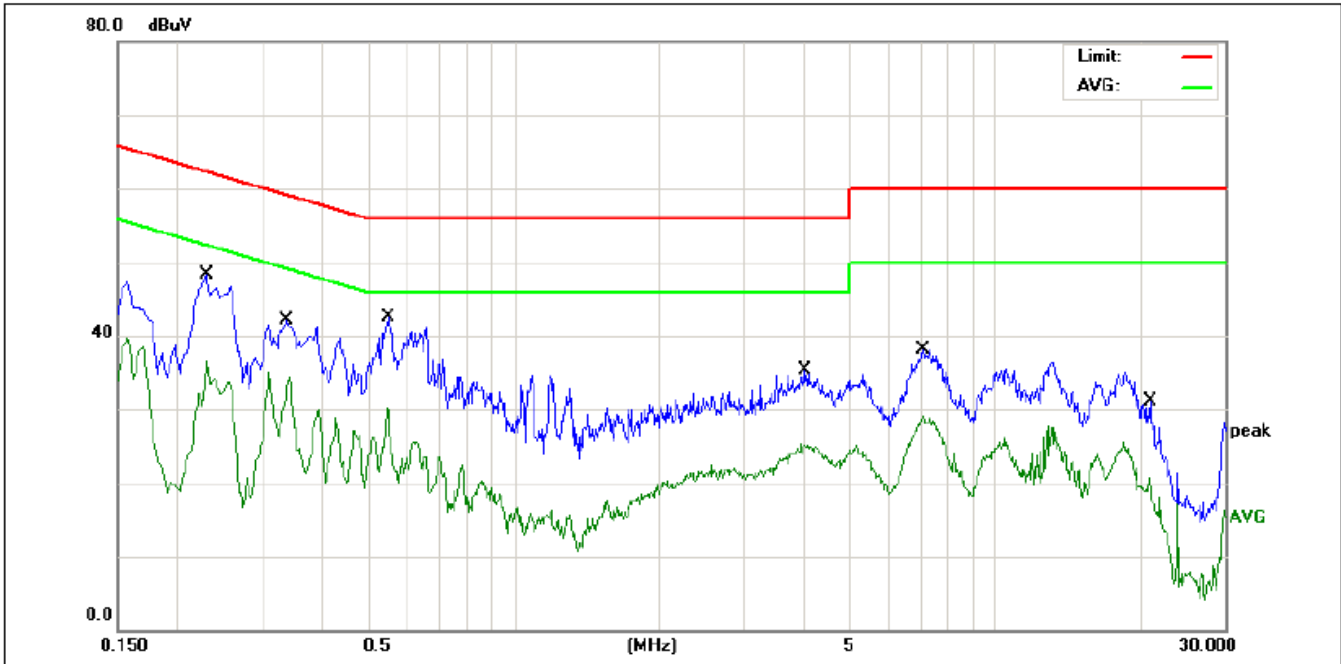
Spurious Emissions, TX Mode, 30M-1G



Service No.:	114006213-BT	Test Distance:	3M
Test Standard:	FCC Class B 3M Radiation	Ant. Polarization:	Vertical
Test item:	Radiation Emission	Test Time:	2013/6/10 PM 01:57:29
Applicant:	Mobilogics	Test Rating:	DC 5V
Product:	aScan	Temp.(°C)/Hum.(%):	24(°C)/55%
Model No.:	1D	Test Engineer:	Hugo Chang
Test Mode:			
Remark:			

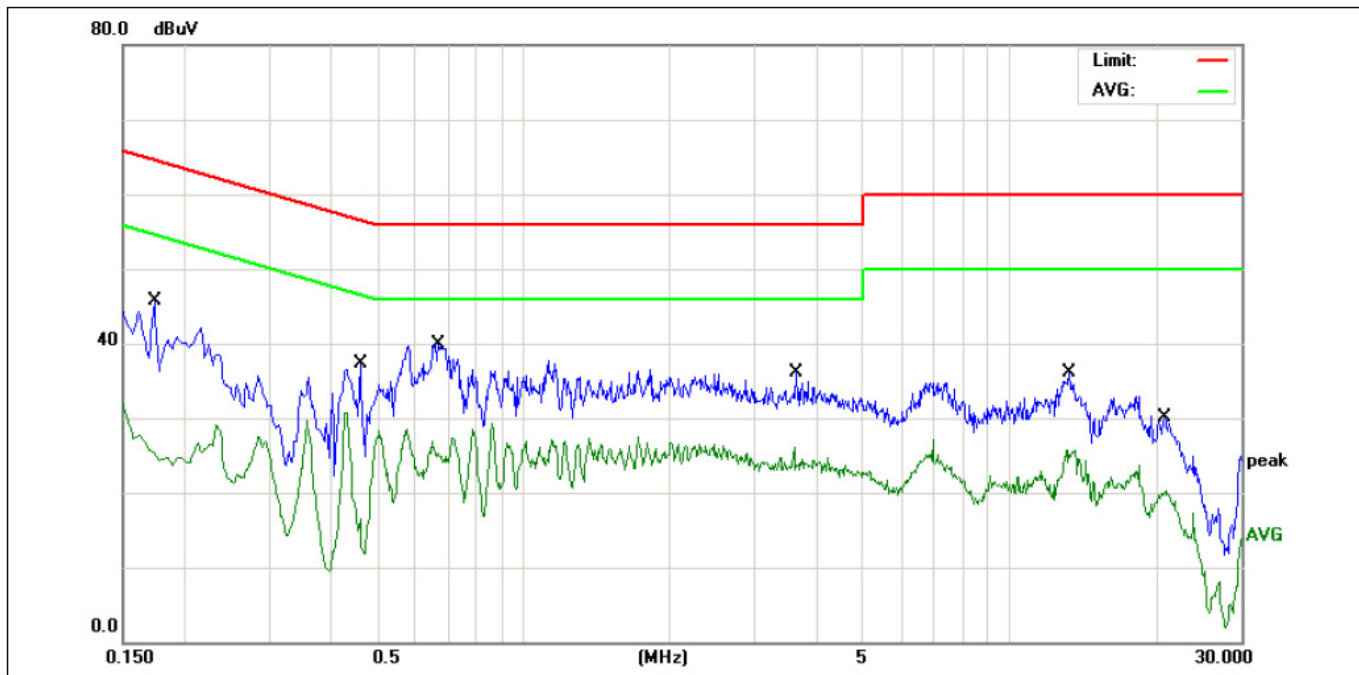
No.	Frequency (MHz)	Factor (dB/m)	Reading (dBuV)	Level (dBuV/m)	Limit (dBuV/m)	Margin (dB)	Det.	Height (cm)	Azimuth (°)	Remark
1	38.7300	-10.87	41.37	30.50	40.00	-9.50	QP			
2	126.0300	-13.02	40.48	27.46	43.50	-16.04	QP			
3	162.8900	-14.23	44.65	30.42	43.50	-13.08	QP			
4	189.0800	-15.58	43.35	27.77	43.50	-15.73	QP			
5	232.7300	-13.32	39.35	26.03	46.00	-19.97	QP			
6	600.3600	-5.96	32.93	26.97	46.00	-19.03	QP			

Mains Spurious Emissions



Service No.: 114006213
 Test Standard: FCC Part 15 Class B Conduction
 Test item: Conducted Emission
 Applicant: Mobilogics
 Product: aScan
 Model No.: 1D
 Phase: L1
 Temp.(°C)/Hum.(%): 24(°C) / 52 %
 Power Rating: AC 120V/60Hz
 Test Engineer: Webber Chung
 Test Mode: Charge mode
 Remark:

No.	Frequency (MHz)	Factor (dBuV)	Reading (dBuV)	Level (dBuV)	Limit (dBuV)	Margin (dB)	Detector	P/F	Remark
1	0.2300	0.16	42.84	43.00	62.45	-19.45	QP	P	
2	0.2300	0.16	29.84	30.00	52.45	-22.45	AVG	P	
3	0.3379	0.16	37.73	37.89	59.25	-21.36	QP	P	
4	0.3379	0.16	29.82	29.98	49.25	-19.27	AVG	P	
5	0.5500	0.18	36.19	36.37	56.00	-19.63	QP	P	
6	0.5500	0.18	21.78	21.96	46.00	-24.04	AVG	P	
7	4.0180	0.30	28.59	28.89	56.00	-27.11	QP	P	
8	4.0180	0.30	23.02	23.32	46.00	-22.68	AVG	P	
9	7.0860	0.36	30.60	30.96	60.00	-29.04	QP	P	
10	7.0860	0.36	25.50	25.86	50.00	-24.14	AVG	P	
11	21.0340	0.65	20.83	21.48	60.00	-38.52	QP	P	
12	21.0340	0.65	15.74	16.39	50.00	-33.61	AVG	P	



Service No.: 114006213
 Test Standard: FCC Part 15 Class B Conduction
 Test item: Conducted Emission
 Applicant: Mobilogics
 Product: aScan
 Model No.: 1D

Phase: N
 Temp.(°C)/Hum.(%): 24(°C) / 52 %
 Power Rating: AC 120V/60Hz
 Test Engineer: Webber Chung

Test Mode: Charge mode
 Remark:

No.	Frequency (MHz)	Factor (dBuV)	Reading (dBuV)	Level (dBuV)	Limit (dBuV)	Margin (dB)	Detector	P/F	Remark
1	0.1740	0.14	36.70	36.84	64.76	-27.92	QP	P	
2	0.1740	0.14	25.64	25.78	54.76	-28.98	AVG	P	
3	0.4620	0.12	27.48	27.60	56.66	-29.06	QP	P	
4	0.4620	0.12	14.20	14.32	46.66	-32.34	AVG	P	
5	0.6700	0.13	34.94	35.07	56.00	-20.93	QP	P	
6	0.6700	0.13	25.23	25.36	46.00	-20.64	AVG	P	
7	3.6460	0.21	26.69	26.90	56.00	-29.10	QP	P	
8	3.6460	0.21	21.21	21.42	46.00	-24.58	AVG	P	
9	13.3260	0.41	30.39	30.80	60.00	-29.20	QP	P	
10	13.3260	0.41	25.02	25.43	50.00	-24.57	AVG	P	
11	20.8220	0.59	23.43	24.02	60.00	-35.98	QP	P	
12	20.8220	0.59	18.05	18.64	50.00	-31.36	AVG	P	