

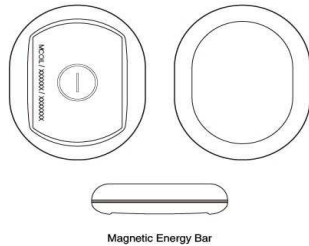


OompH Bioenergy MASSAGER

User's Manual



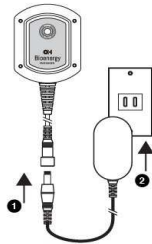
Product Introduction



Get Start

How to get start

- Connect 5V adapter to the device power jack
- Plug the adapter to the power socket



Note:

- Please use the attached adapter or a qualified adapter as a tool to charge the product

Power On / Off



Power On

- Hold the Power key for 2 seconds to turn ON the unit when it is OFF, green LED light will be ON and start flashing.

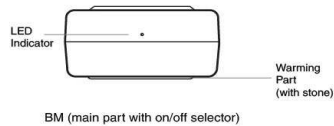
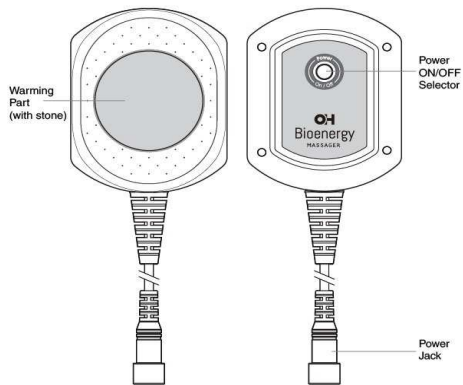
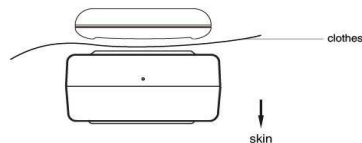
Power OFF

- When the unit is ON, hold the Power key for 2 seconds to turn OFF the unit, green LED light will be OFF.

Note: If the unit haven't been turn OFF last time, the power will auto ON when plug-in the power.

How To Use The Device

1. Connect the BM to power, and turn it on. Press the side with stone against the skin of pain points or acupoints for at least 15 minutes. Can cover the BM with your clothes then attach the magnetic energy bar to fixate the BM's position.

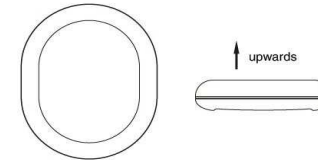


Note: To get the most of your purchase, please read this information carefully before use.

FRONT_ENG

How To Use The Device

2. You can move around while the BM is attached. If you would like to ensure the BM does not move from its position, you can use a scarf, belt, or other fastener to secure it.
3. You can also manually move the device by hand to target different pressure points to your liking. Slowly massage areas with the BM, moving in a clockwise fashion.
4. You can use more than one BM simultaneously.
5. You can use the BM on a daily basis.
6. When using the BM against sensitive parts of the body, such as the eyes, be sure to clean and disinfect the side with the stone prior to use.
7. The magnetic energy bar can be used independently. When using alone, ensure that the side without text faces upwards, to absorb the spatial energies. Place the component on body to improve recovery.



Disclaimer: This product is not intended or implied to be a substitute for professional medical treatment. Effectiveness may vary from person. Please consult with a professional for questions on the use and application.

Apps Download

Download OH Biohealth app to pair with your BM for more applications.

Android



IOS



Safety Precautions

- Please read all instructions carefully for safe and proper use.
- Use only as directed.
- Immediately discontinue use if any malfunction or unusual reaction to usage occurs.

Warning

- DO NOT damage, rupture, modify, excessively bend, pull, twist, or bundle the electric power cord.
- When disconnecting the AC adapter from an outlet, pull it out while holding onto the adapter.
- When cleaning the device, make sure to turn OFF and disconnect the AC adapter from the outlet. Do not wet or soak the device.
- DO NOT use or leave the device near fire, in direct sunlight, or in a dusty location. Do not bring the device close to a heater.
- DO NOT drop or immerse the device in water or bring the device near water.
- DO NOT use or store the AC adapter in a bathroom or other high-humidity location.
- DO NOT use the device if the AC adapter is damaged.
- Keep away from children and do not allow children to use the device.
- DO NOT place the device in an unstable location.
- DO NOT drop or strike the device.

FCC statement

This device complies with part 15 of the FCC Rules. Operation is subject to the following two conditions: (1) This device may not cause harmful interference, and (2) this device must accept any interference received, including interference that may cause undesired operation.

Changes or modifications not expressly approved by the party responsible for compliance could void the user's authority to operate the equipment.

NOTE: This equipment has been tested and found to comply with the limits for a Class B digital device, pursuant to part 15 of the FCC Rules. These limits are designed to provide reasonable protection against harmful interference in a residential installation.

This equipment generates, uses and can radiate radio frequency energy and, if not installed and used in accordance with the instructions, may cause harmful interference to radio communications. However, there is no guarantee that interference will not occur in a particular installation.

If this equipment does cause harmful interference to radio or television reception, which can be determined by turning the equipment off and on, the user is encouraged to try to correct the interference by one or more of the following measures:

- Reorient or relocate the receiving antenna.
- Increase the separation between the equipment and receiver.
- Connect the equipment into an outlet on a circuit different from that to which the receiver is connected.
- Consult the dealer or an experienced radio/TV technician for help.



Manufactured by
ISO 9001:2015 & ISO 13485:2016
Certified Factory



BACK_ENG