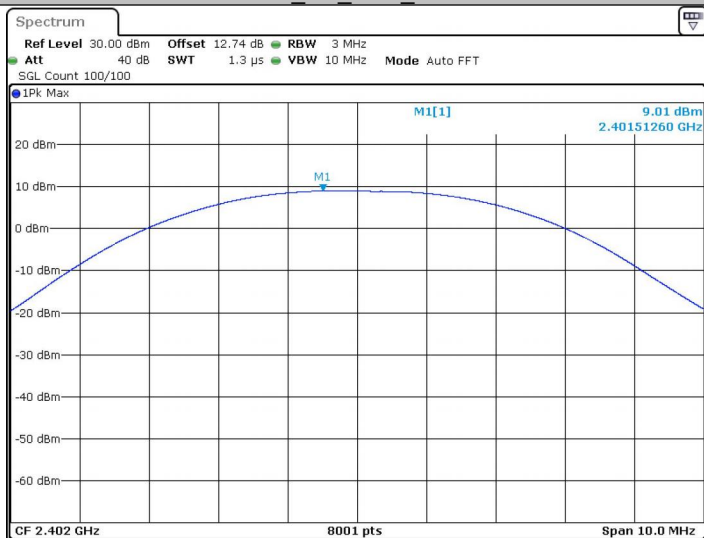


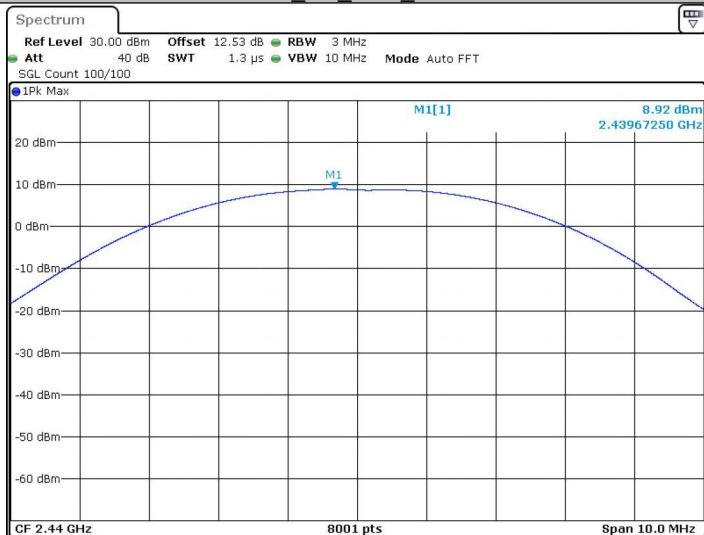
Date: 26 MAR 2025 11:23:12

BLE 2M Ant1 2402



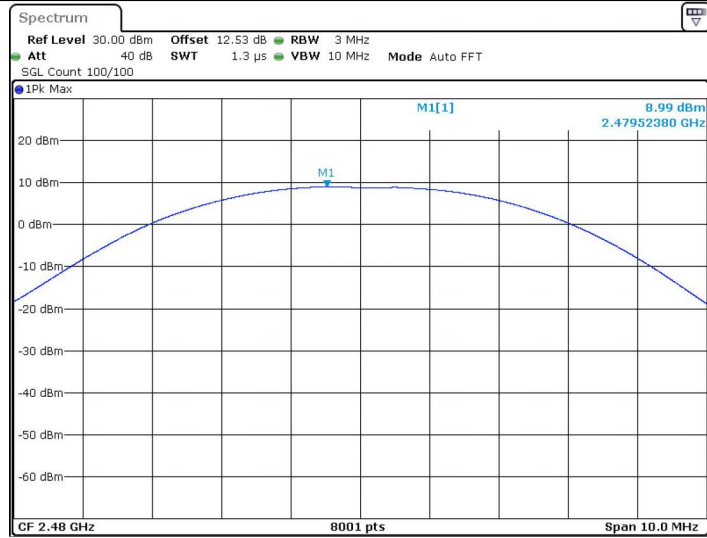
Date: 26 MAR 2025 11:24:51

BLE 2M Ant1 2440



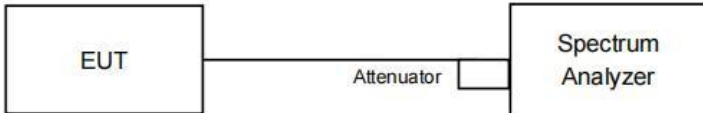
Date: 26 MAR 2025 11:26:30

BLE 2M Ant1 2480



Date: 26.MAR.2025 11:32:18

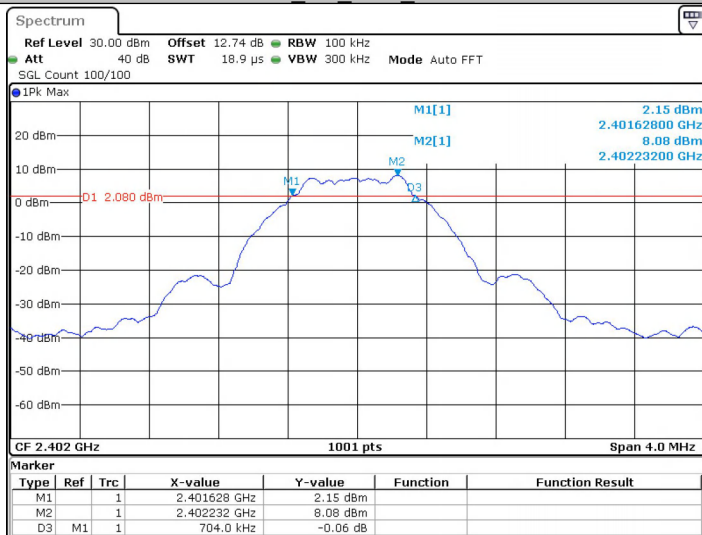
5.4 6dB Occupy Bandwidth

Test Requirement:	47 CFR Part 15C Section 15.247 (a)(2)
Test Method:	ANSI C63.10 2013
Test Setup:	 <p>Remark: Offset=Cable loss+ attenuation factor.</p>
Limit:	≥ 500 kHz
Instruments Used:	Refer to section 4.11 for details.
Test Results:	Pass

Measurement Data

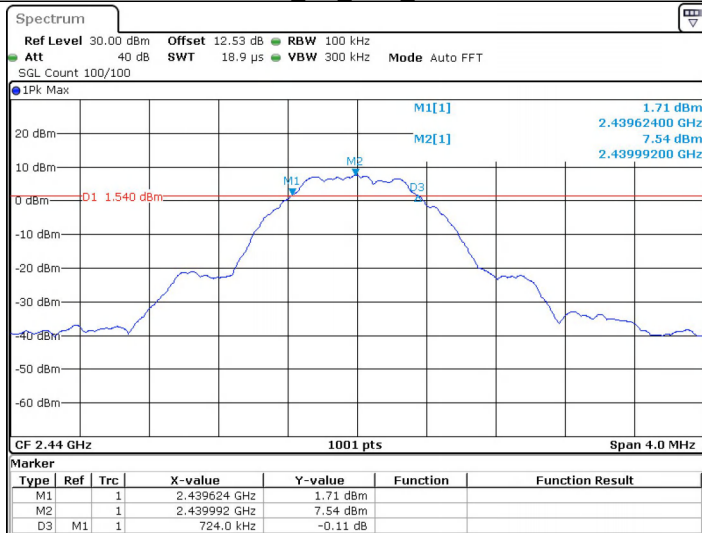
GFSK mode (1Mbps)			
Test channel	6dB Occupy Bandwidth (MHz)	Limit (kHz)	Result
Lowest	0.70	≥500	Pass
Middle	0.72	≥500	Pass
Highest	0.68	≥500	Pass
GFSK mode (2Mbps)			
Test channel	6dB Occupy Bandwidth (MHz)	Limit (kHz)	Result
Lowest	1.32	≥500	Pass
Middle	1.23	≥500	Pass
Highest	1.37	≥500	Pass

BLE_1M_Ant1_2402



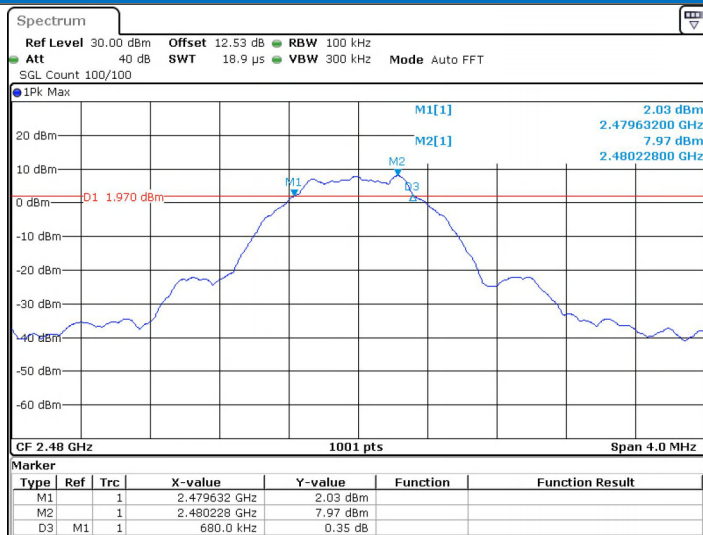
Date: 26.MAR.2025 11:19:59

BLE_1M_Ant1_2440



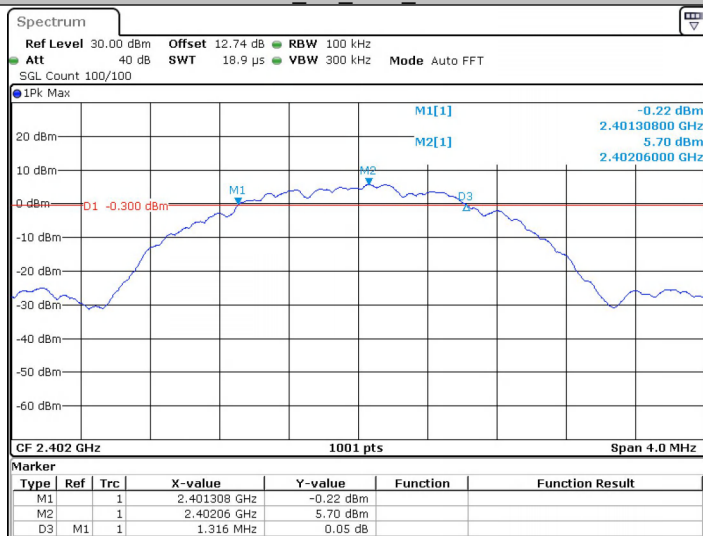
Date: 26.MAR.2025 11:21:42

BLE_1M_Ant1_2480



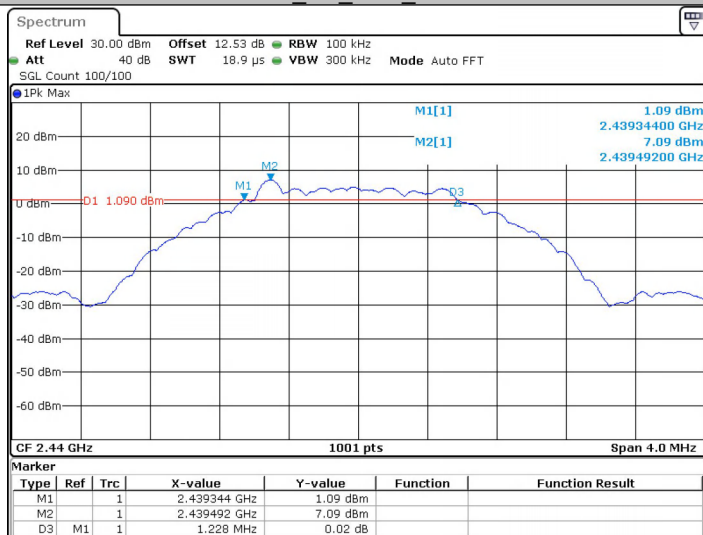
Date: 26 MAR 2025 11:23:03

BLE_2M_Ant1_2402



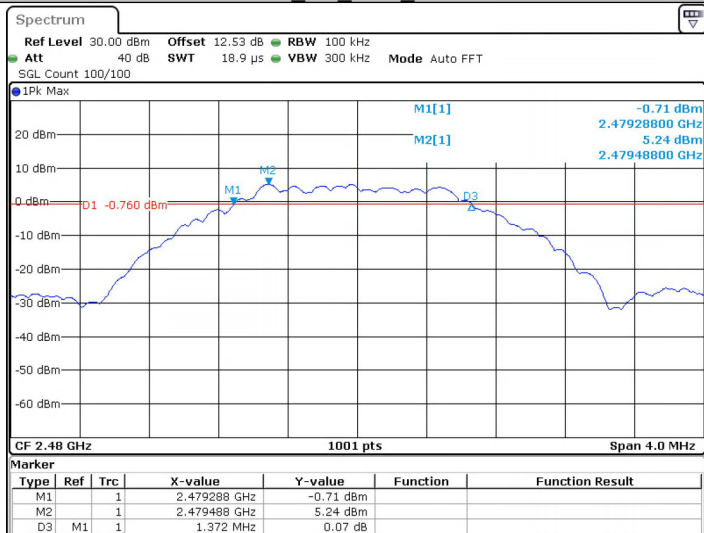
Date: 26 MAR 2025 11:24:43

BLE_2M_Ant1_2440



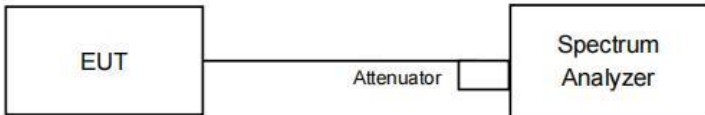
Date: 26 MAR 2025 11:26:21

BLE 2M Ant1 2480



Date: 26.MAR.2025 11:32:10

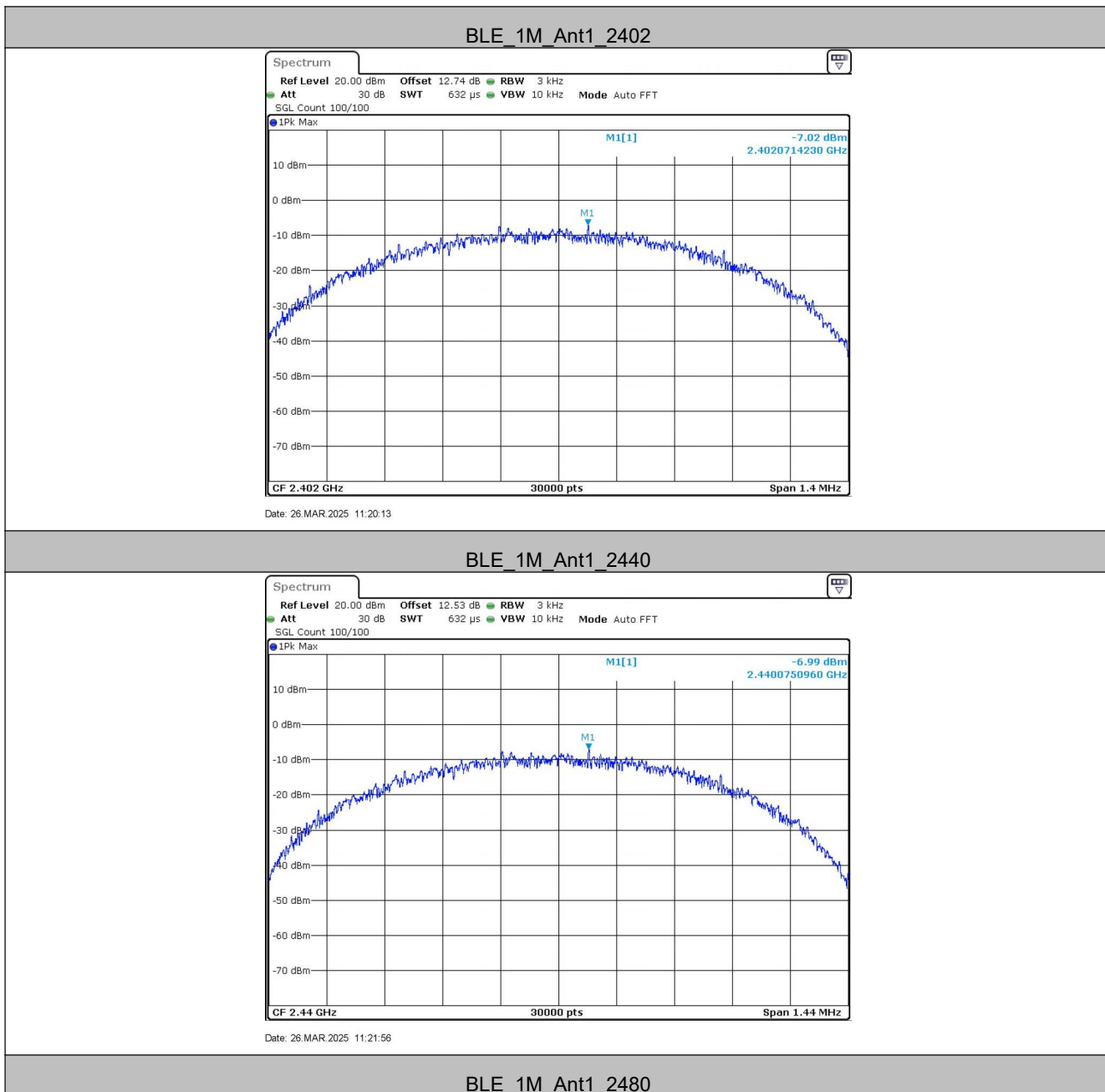
5.5 Power Spectral Density

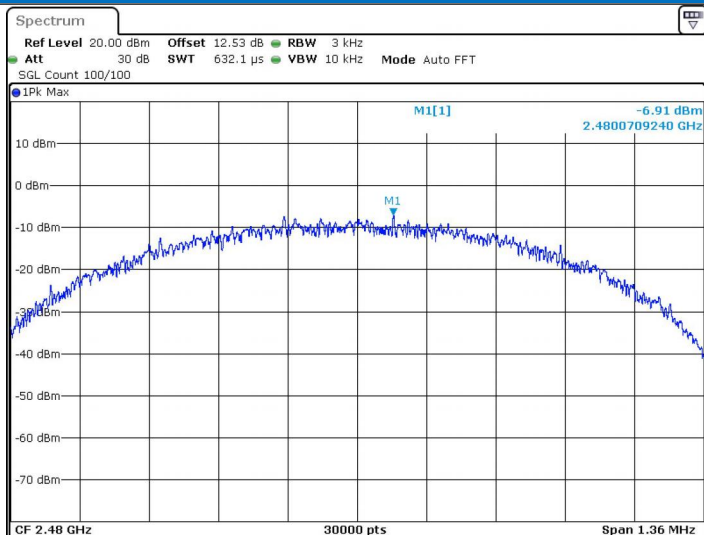
Test Requirement:	47 CFR Part 15C Section 15.247 (e)
Test Method:	ANSI C63.10 2013
Test Setup:	 <p>Remark: Offset=Cable loss+ attenuation factor.</p>
Limit:	≤8.00dBm/3kHz
Test Mode:	Transmitting with GFSK modulation.
Test Results:	Pass

Measurement Data

GFSK mode (1Mbps)			
Test channel	Power Spectral Density (dBm/3kHz)	Limit (dBm/3kHz)	Result
Lowest	-7.02	≤8.00	Pass
Middle	-6.99	≤8.00	Pass
Highest	-6.91	≤8.00	Pass
GFSK mode (2Mbps)			
Test channel	Power Spectral Density (dBm/3kHz)	Limit (dBm/3kHz)	Result
Lowest	-10.39	≤8.00	Pass
Middle	-10.44	≤8.00	Pass
Highest	-10.25	≤8.00	Pass

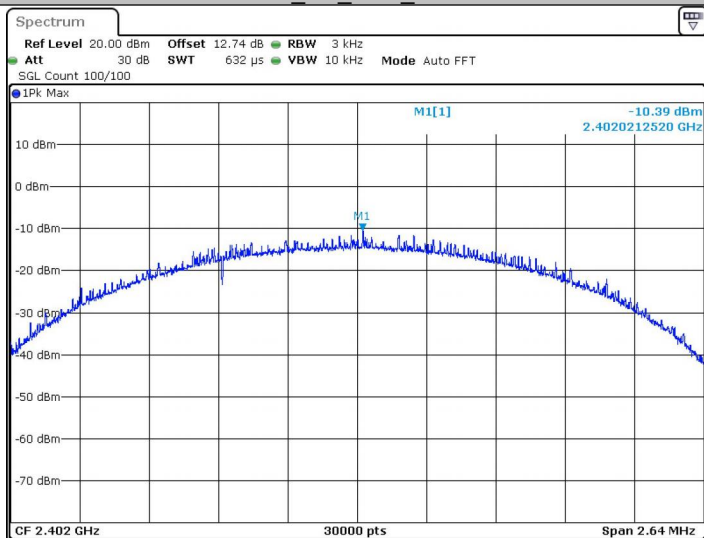
Test plot as follows:





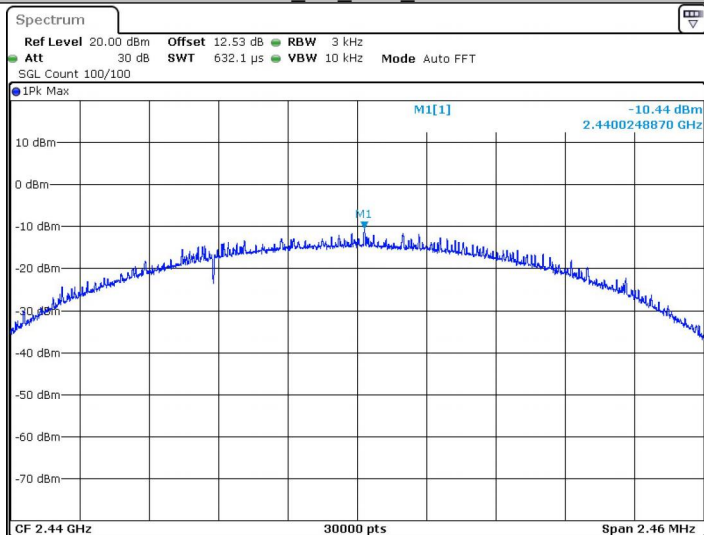
Date: 26 MAR 2025 11:23:17

BLE_2M_Ant1_2402

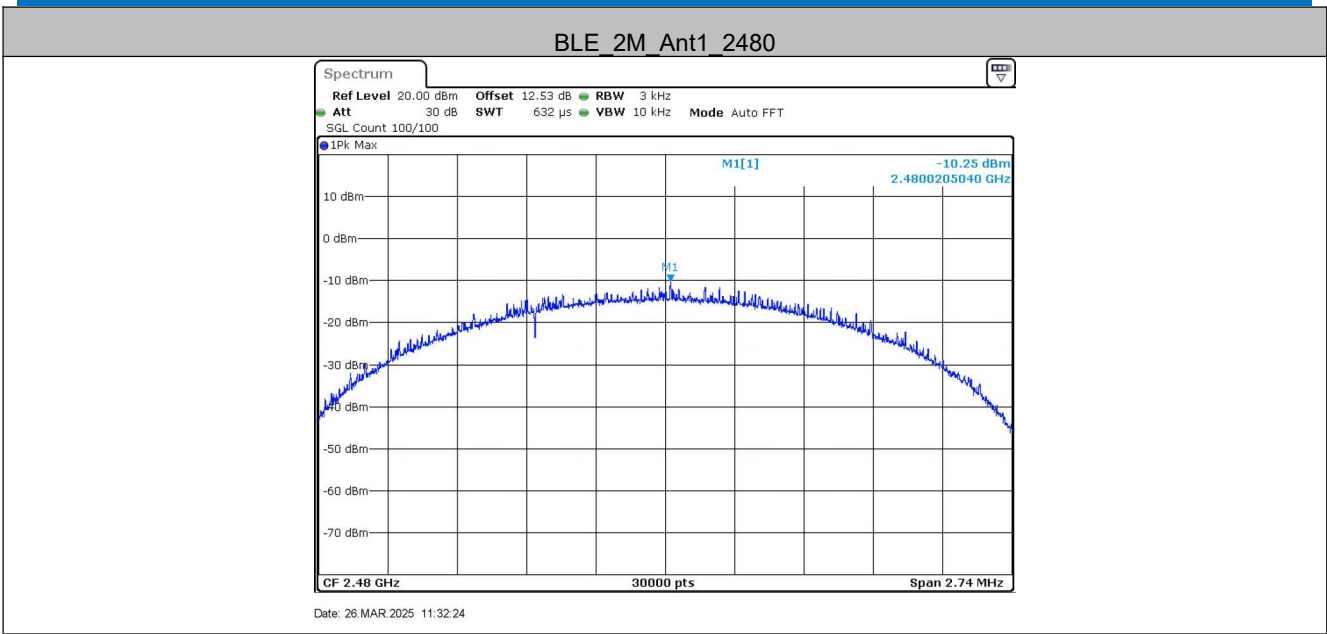


Date: 26 MAR 2025 11:24:57

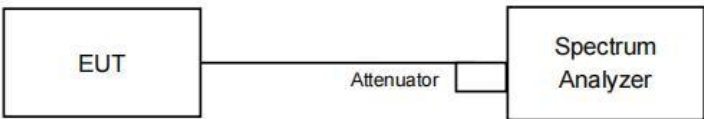
BLE_2M_Ant1_2440



Date: 26 MAR 2025 11:26:35

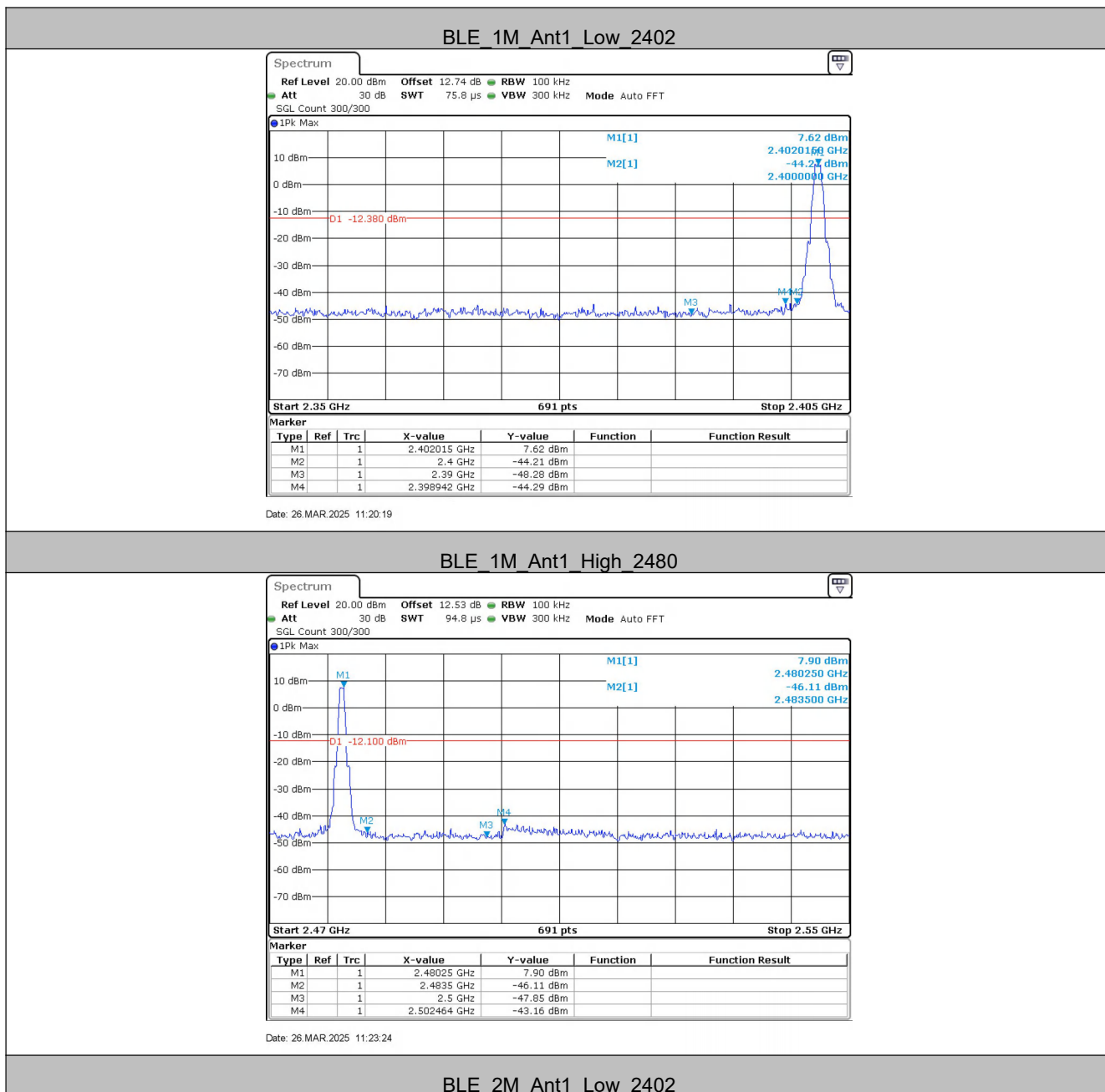


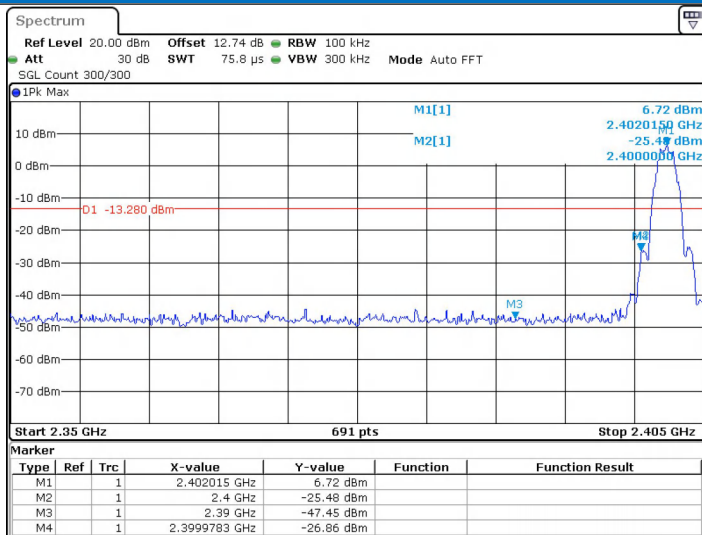
5.6 Band-edge for RF Conducted Emissions

Test Requirement:	47 CFR Part 15C Section 15.247 (d)
Test Method:	ANSI C63.10 2013
Test Setup:	 <p><i>Remark: Offset=Cable loss+ attenuation factor.</i></p>
Limit:	In any 100 kHz bandwidth outside the frequency band in which the spread spectrum intentional radiator is operating, the radio frequency power that is produced by the intentional radiator shall be at least 20 dB below that in the 100 kHz bandwidth within the band that contains the highest level of the desired power, based on either an RF conducted or a radiated measurement.
Test Mode:	Transmitting with GFSK modulation.
Test Results:	Pass

TestMode	ChName	Freq(MHz)	RefLevel[dBm]	Result[dBm]	Limit[dBm]	Verdict
BLE_1M	Low	2402	7.62	-44.29	≤-12.38	PASS
	High	2480	7.90	-43.16	≤-12.1	PASS
BLE_2M	Low	2402	6.72	-26.86	≤-13.28	PASS
	High	2480	7.45	-43.42	≤-12.55	PASS

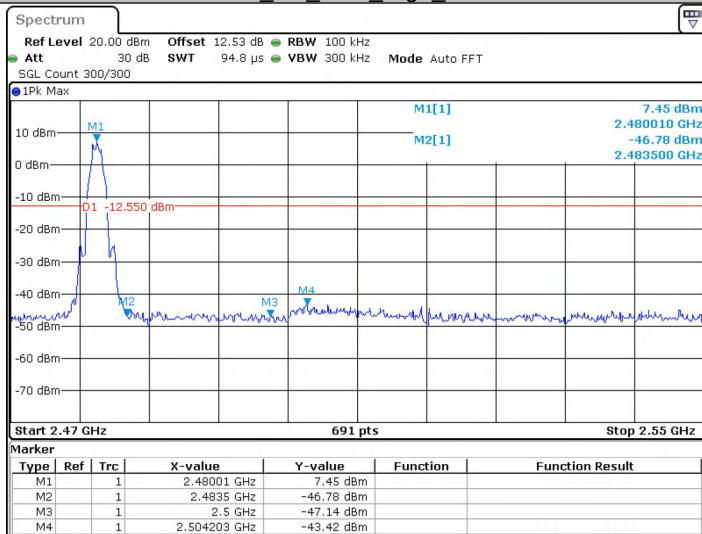
Test plot as follows:





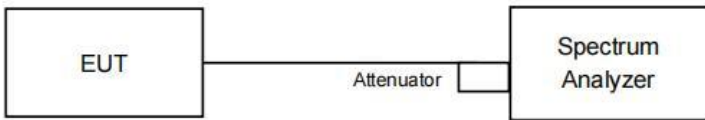
Date: 26 MAR 2025 11:25:03

BLE 2M Ant1_High_2480

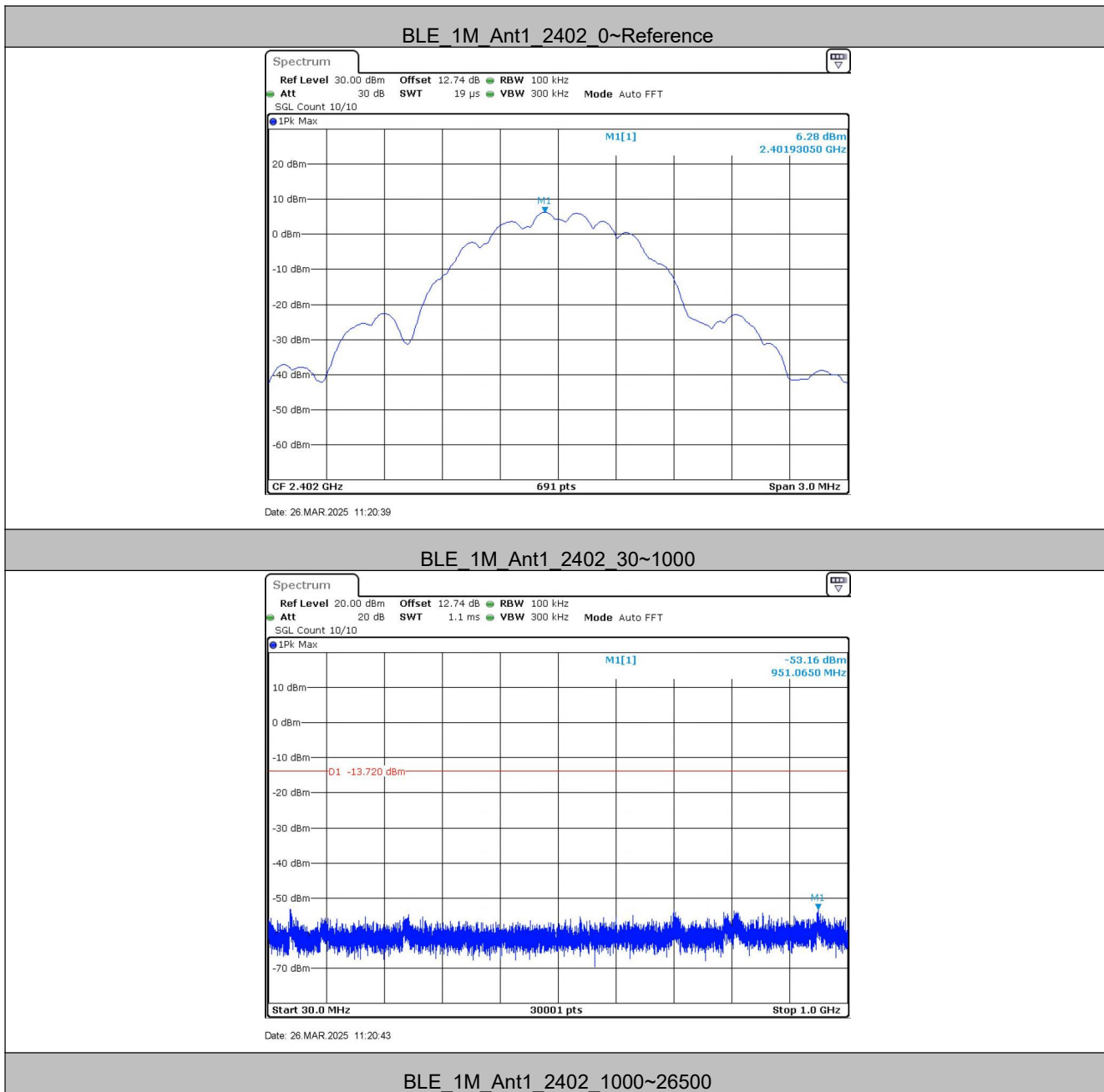


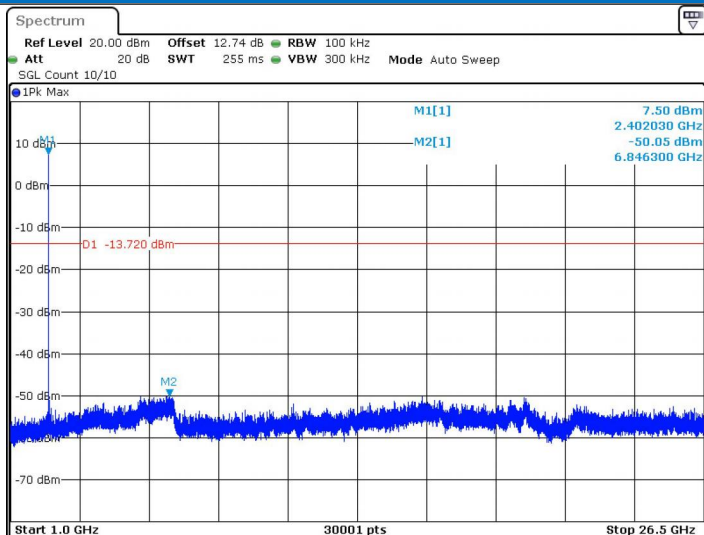
Date: 26 MAR 2025 11:32:31

5.7 Spurious RF Conducted Emissions

Test Requirement:	47 CFR Part 15C Section 15.247 (d)
Test Method:	ANSI C63.10 2013
Test Setup:	 <p><i>Remark: Offset=Cable loss+ attenuation factor.</i></p>
Limit:	In any 100 kHz bandwidth outside the frequency band in which the spread spectrum intentional radiator is operating, the radio frequency power that is produced by the intentional radiator shall be at least 20 dB below that in the 100 kHz bandwidth within the band that contains the highest level of the desired power, based on either an RF conducted or a radiated measurement.
Test Mode:	Transmitting with GFSK modulation.
Test Results:	Pass

Test plot as follows:





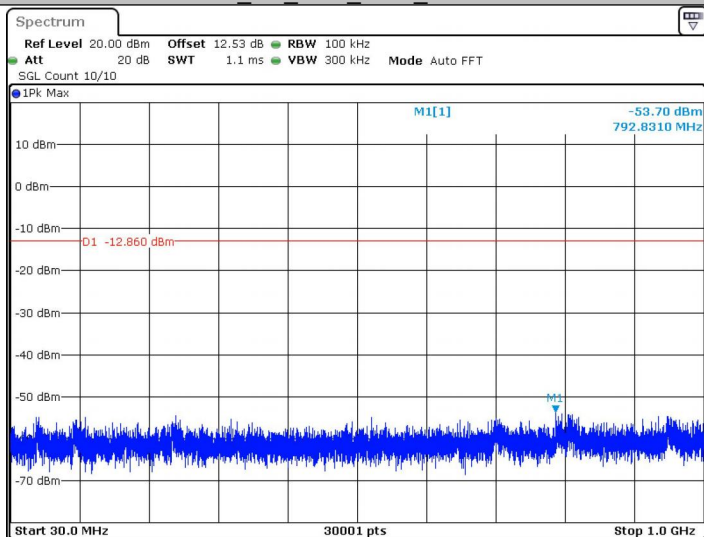
Date: 26 MAR 2025 11:20:54

BLE_1M_Ant1_2440_0~Reference



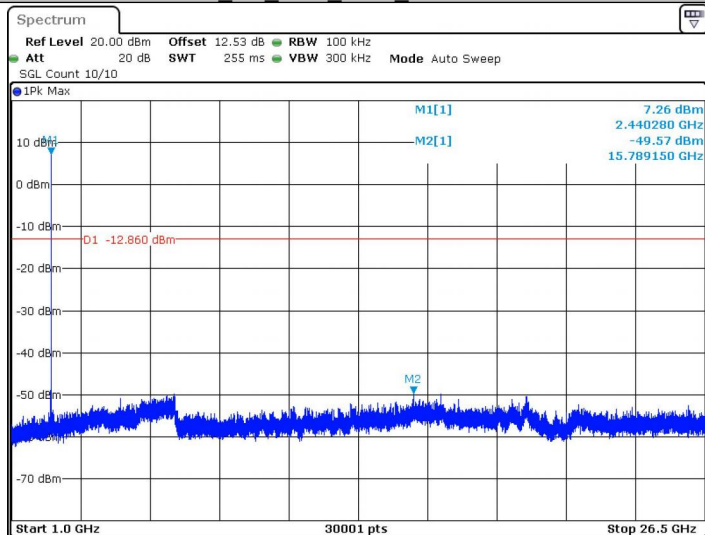
Date: 26 MAR 2025 11:22:00

BLE_1M_Ant1_2440_30~1000



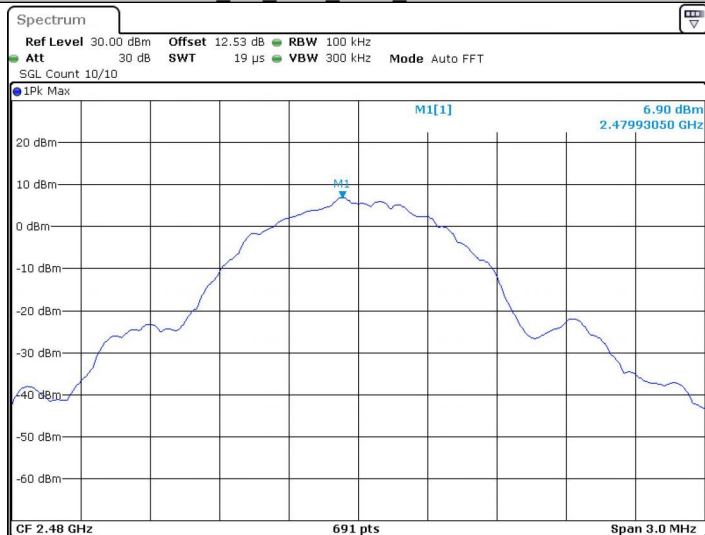
Date: 26 MAR 2025 11:22:04

BLE_1M_Ant1_2440_1000~26500



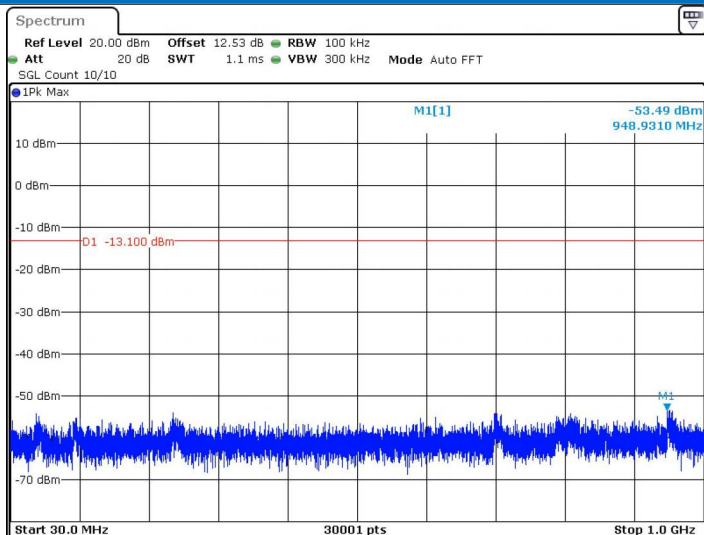
Date: 26.MAR.2025 11:22:15

BLE_1M_Ant1_2480_0~Reference



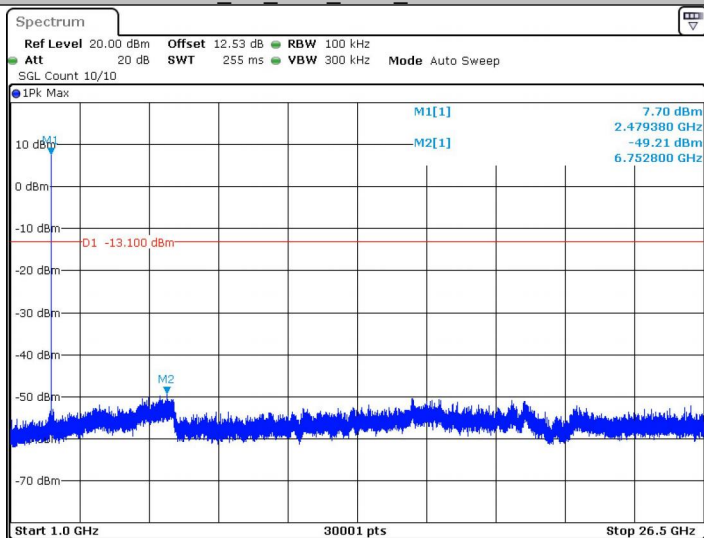
Date: 26.MAR.2025 11:23:42

BLE_1M_Ant1_2480_30~1000



Date: 26 MAR 2025 11:23:46

BLE_1M_Ant1_2480_1000~26500



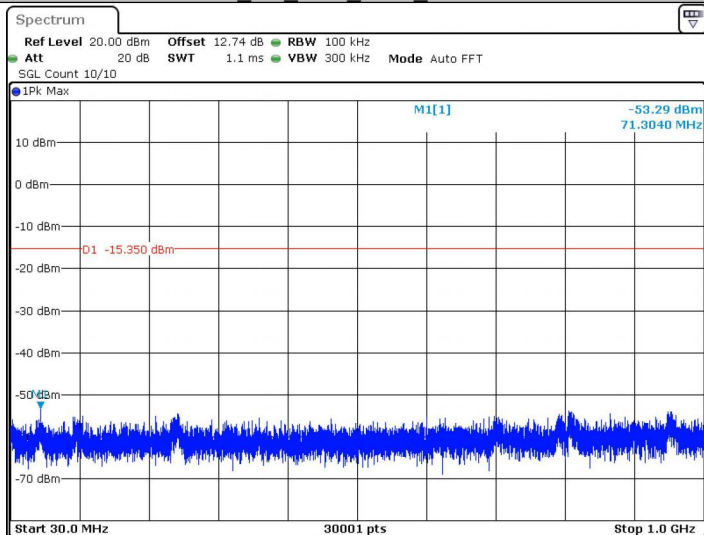
Date: 26 MAR 2025 11:23:57

BLE_2M_Ant1_2402_0~Reference

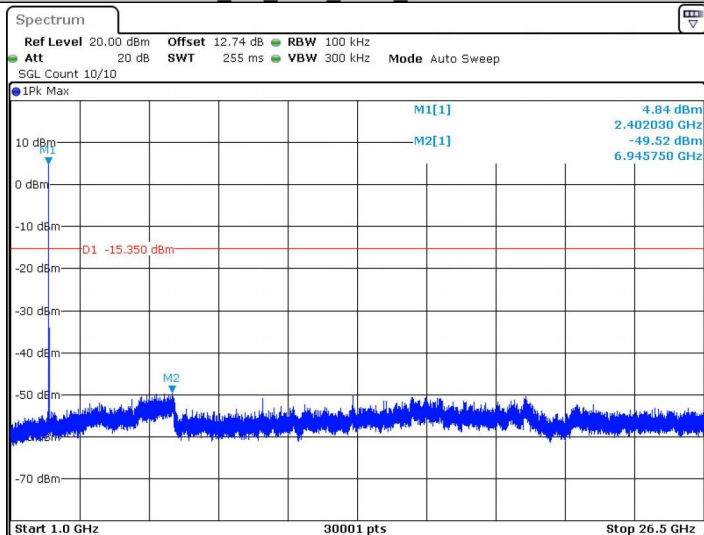


Date: 26 MAR 2025 11:25:21

BLE_2M_Ant1_2402_30~1000



BLE_2M_Ant1_2402_1000~26500

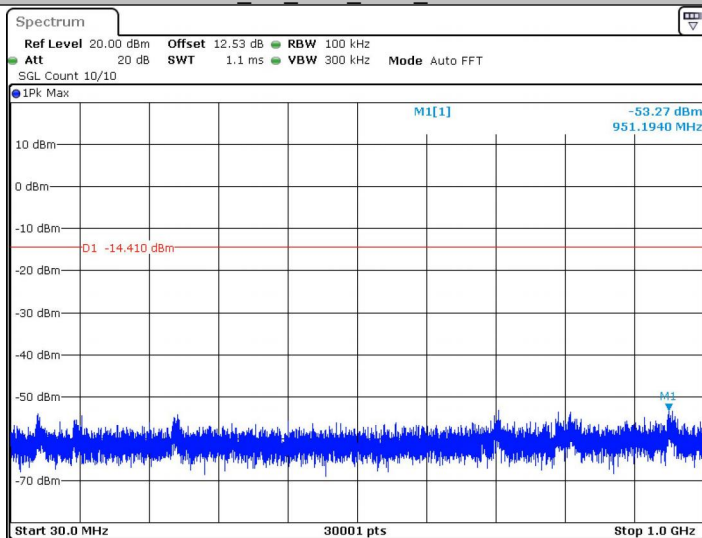


BLE_2M_Ant1_2440_0~Reference



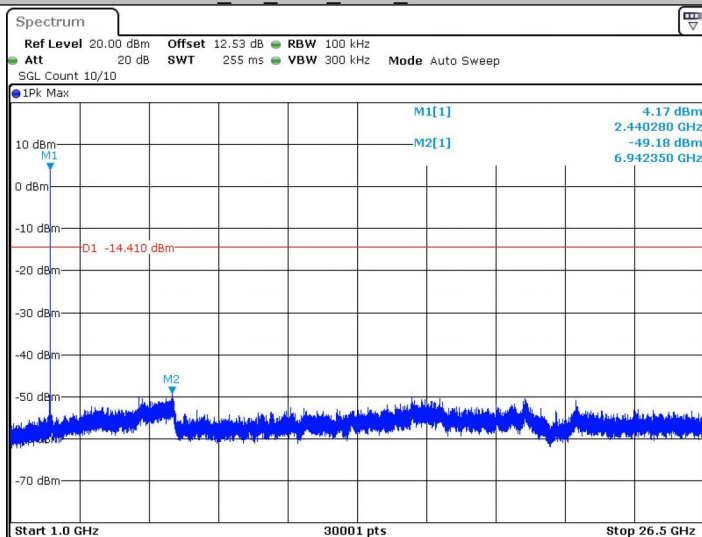
Date: 26 MAR 2025 11:26:39

BLE_2M_Ant1_2440_30~1000



Date: 26 MAR 2025 11:26:43

BLE_2M_Ant1_2440_1000~26500



Date: 26 MAR 2025 11:26:54