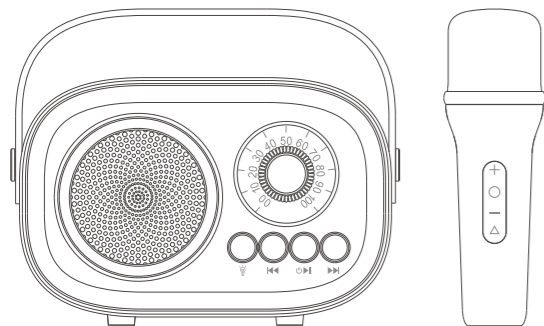


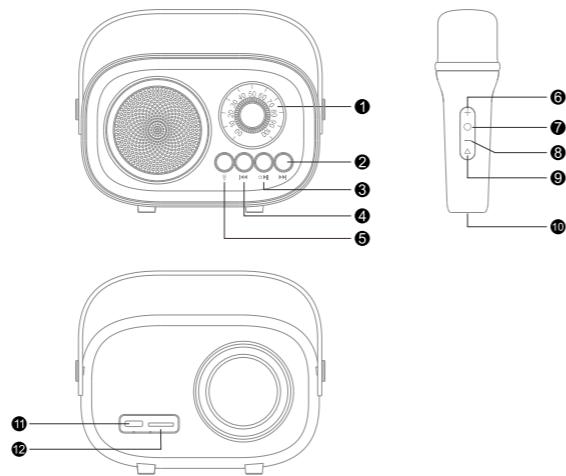
# GS\_K5

## Portable wireless karaoke speaker

### User Manual




## Product Introduction



1	Speaker volume adjustment knob	Rotate and adjust the volume of the speaker
2	Next song	Click to switch to the next song
3	Power on/off and pause	Press and hold this button to turn on and off the device; When the music is playing, click to pause the music, and then click to resume playing again.
4	Previous song	Click to switch to the previous song
5	Color light control button	Long press this button to turn on and off the colored light, click to switch between light effects (five light effects to choose from)
6	Mic volume "+"	Click to increase microphone volume
7	Mic power on/off	Long press to turn on/off
8	Mic volume "-"	Click to reduce microphone volume

9	Mic sound effects	Microphone sound effects, click to switch six sound modes, namely "KTV mode", "Original mode", "Male mode", "Female mode", "Do!! mode", "Magic mode"
10	Mic Type-C charging interface	Charging the mic with DC 5V
11	Speaker Type-C charging interface	DV 5V is used to charge the speaker.
12	TF card slot	Insert TF card to switch TF card playback mode

## BT connectivity



Long press for 3 seconds to automatically enter BT pairing mode

BT distance of 10M



Open BT search, select "GS\_K5" to complete pairing

Brand: Etpark      Product name: Portable Wireless karaoke speaker  
 Model: GS\_K5      Batch: 240901  
 Manufacturer: Shenzhen Yitongbaik Technology Co. Ltd.  
 ADD: 705 8 BUILDING, HONGLI VILLAGE, HUAFU NORTH ROAD, HUAQIANGBEI  
 FUTIAN DISTRICT, Shenzhen, Guangdong  
 Tel: +8613590303629  
 Voltage: DC 4.1V ~ 1A  
 Battery Capacity: DC 3.7V/2000mAh Li-on Rechargeable Battery  
 Machine Battery: DC 3.7V/2000mAh  
 Operating frequency band: 2.4G  
 Wireless specification: V5.4+BR+EDR+BLE  
 Maximum transmit power: +6 dbm  
 Antenna gain: 5.6dB

DOC: [http://web.bellacocool.com/creep/api/web/outer/ce\\_doc/250](http://web.bellacocool.com/creep/api/web/outer/ce_doc/250)



## Information on electrical and electronic equipment

The following information is intended for users of electrical and/or electronic equipment in private households.

1. Separate collection of waste equipment  
 Electrical and electronic equipment that has become waste is referred to as old equipment. Owners of WEEE must dispose of it separately from unsorted municipal waste. Old appliances do not belong in the household waste, but in special collection and return systems.

2. Batteries and rechargeable batteries as well as lamps  
 As a rule, owners of old appliances must separate old batteries and accumulators that are not enclosed in the old appliance, as well as lamps that can be removed from the old appliance without destroying it, from the old appliance before handing it in at a collection point. This does not apply if the WEEE is handed over to public waste management authorities and separated from other WEEE there for the purpose of preparation for reuse.

3. Possibilities for the return of old devices  
 If you have old appliances, you can hand them in at the facilities set up and available by public waste disposal authorities for the return or collection of old appliances for the purpose of proper disposal of the old appliances. If necessary, it is also possible to hand in electrical and electronic equipment there for the purpose of reusing the equipment. For more information, please contact the respective collection or take-back point.

4. Data protection notice  
 Old devices often contain sensitive personal data. This applies to information and telecommunications technology devices such as computers and smartphones. In your own interest, please note that each end user is responsible for deleting the data on the old devices to be disposed of.

5. Meaning of the symbol "crossed-out dustbin"  
 The symbol of a crossed-out wheeled garbage can regularly be displayed on electrical and electronic equipment indicates that the respective device must be collected separately from unsorted municipal waste at the end of its service life.



## Information on the disposal of used batteries

1. The symbol of the crossed-out garbage can on batteries or accumulators indicates that they must not be disposed of in household waste at the end of their life. For batteries containing more than 0.0005% mercury by mass, more than 0.002% cadmium by mass, or more than 0.004% lead by mass, the chemical name of the respective pollutant is located below the trash can symbol - where "Cd" stands for cadmium, "Pb" stands for lead, and "Hg" stands for mercury.



2. You are legally obliged to return old batteries and accumulators after use. You can do this free of charge at a retail store or other collection point in your area. Addresses of suitable collection points can be obtained from your city or local government.

Batteries may contain substances that are harmful to the environment and human health. Special care should be taken when handling batteries containing lithium due to the particular risks involved. The separate collection and recycling of old batteries and accumulators is intended to avoid negative effects on the environment and human health. Please avoid the generation of waste from old batteries as far as possible, e.g. by preferring batteries with a longer life or rechargeable batteries. Please avoid littering public spaces by not carelessly leaving batteries or electrical and electronic equipment containing batteries. Please consider ways to reuse a battery instead of disposing of it, for example by reconditioning or repairing the battery.

This device complies with part 15 of the FCC Rules. Operation is subject to the following two conditions: (1) this device may not cause harmful interference, and (2) this device must accept any interference received, including interference that may cause undesired operation.

Any changes or modifications not expressly approved by the party responsible for compliance could void the user's authority to operate the equipment.

NOTE: This equipment has been tested and found to comply with the limits for a Class B digital device, pursuant to Part 15 of the FCC Rules. These limits are designed to provide reasonable protection against harmful interference in a residential installation. This equipment generates, uses and can radiate radio frequency energy and, if not installed and used in accordance with the instructions, may cause harmful interference to radio communications. However, there is no guarantee that interference will not occur in a particular installation.

If this equipment does cause harmful interference to radio or television reception,

which can be determined by turning the equipment off and on, the user is encouraged to try to correct the interference by one or more of the following measures:

- Reorient or relocate the receiving antenna.
- Increase the separation between the equipment and receiver.
- Connect the equipment into an outlet on a circuit different from that to which the receiver is connected.
- Consult the dealer or an experienced radio/TV technician for help.

The device has been evaluated to meet general RF exposure requirement. The device can be used in portable exposure condition without restriction