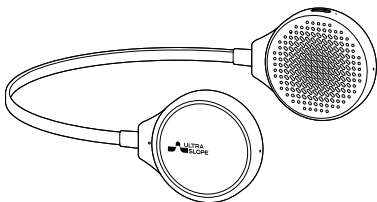




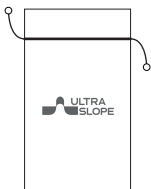
USER MANUAL

SNOWKIE
SKI HEADPHONE

Packing List



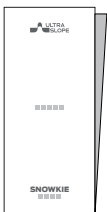
Headphone



Dust Bag



Charging Cable



Manual



Quick Guide

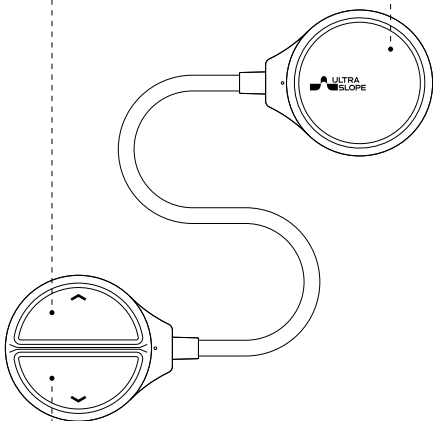
Control

Right Control

- Click to answer/end calls
- Click to pause/play music
- Press and hold to talk to send intercom
- Three taps to wake up the voice assistant

Left Upper Control

- Press and hold for 3 seconds to power on
- Click to increase volume
- Double-click to switch to the previous song
- Press and hold for 5 seconds to power off
- Press and hold for 7 seconds to enter Bluetooth pairing mode



Left Lower Control

- Click to Decrease volume
- Double click to switch to the next song

Indicator description

Power On

● — ● Blue light flashes 2 times quickly

Bluetooth pairing mode

● — ● Purple light flashes quickly

Bluetooth connected

● Purple light on

Bluetooth disconnected

▬ — ▬ Purple light flashes Slowly

Charging

● Red light on

Fully charged

● Blue light On

Power off

● — ● Red light flashes quickly

Specifications

Product Name: ULTRA SLOPE SNOWKIE

Product Model: UTS SK Lite V1.0

Speaker Unit: 40mm titanium film unit

Chip: BES2300 from Hangxuan

Battery: Continuous playback for 10 hours

Operating Temperature: -20°C~45°C

Input: 5V1A (1000 mA)

Weight: 65g

Connection Method: Bluetooth 5.0

Modulation Method: GFSK, $\pi/4$ -DQPSK, 8-DPSK

Max Communication Range: 10M

Frequency Band: 2400 MHz -2483.5 MHz

Warranty

ULTRA SLOPE product strictly follows the "Consumer Rights and Interests Protection Law of the People's Republic of China" and the "Product Quality Law of the People's Republic of China" to implement after-sales three guarantees services, with the following content:

I. Warranty Policy

1. Within 7 days from the date of purchase (including the 7th day), if there is a non-human performance failure of the product's mainframe, you can choose to clear the payment once according to the invoice price, or replace it with the same model and specification, or choose free repair;
2. From the 8th day to the 15th day after the date of purchase (including the 15th day), if there is a non-human performance failure of the product's mainframe, you can choose to replace it with the same model and specification, or choose free repair;
3. Within 12 months from the date of purchase, if there is a non-human performance failure of the product's mainframe, you can enjoy free maintenance service.

II. Non-warranty provisions

1. Unauthorized repair, incorrect use, collision, liquid ingress, accident, modification, human damage, incorrect use of non-product accessories, or tearing, altering labels, anti-counterfeit marks;
2. The warranty period has expired;
3. Damage caused by force majeure.

Manufacturer:Shenzhen 3Nod Digital Technology Co.,Ltd

Address: No.15 Zhongfu Road, Tangxiayong Community, Songgang Street, Bao'an District, Shenzhen, Guangdong Province.

Safety Information

- Do not expose this product to open flames or other heat sources, as it may pose a risk of fire.
- This product is not waterproof. Do not submerge it in water or place it in a sink or container with water. If the ear cushions or knit hat get wet, let them dry completely before putting them back on the product.
- Do not subject the device to excessive impact.
- To prevent radio wave interference, keep the device at least 1 centimeter away from implanted medical devices or personal medical devices (such as pacemakers, cochlear implants, hearing aids, etc.), and consult with their manufacturer regarding restrictions on the use of this device.
- Do not change the transmission frequency or transmission power on your own, and do not modify the transmitting antenna.
- Do not disassemble this product yourself. The lithium battery cannot be replaced by yourself. If repair is necessary, contact customer service.
- Do not cover or block the microphone opening on the headset.
- To avoid possible hearing damage, do not use at high volume for long periods.
- When using this product while skiing, ensure that you can hear surrounding sounds and pay attention to your own safety.
- When using this product while skiing, make sure it is placed in a helmet ear cushion or knit hat that can secure the device.
- Do not use solvents such as thinner, benzene or alcohol to clean the device to avoid damage to the surface. To clean, use a dry soft cloth or soak a soft cloth in neutral detergent, wring it out, and wipe it.

Hazardous substances in the product

COMPONENTS	Substances					
	(Pb)	(Hg)	(Cd)	(Cr(VI))	(PBB)	(PBDE)
Case	○	○	○	○	○	○
Electronic component	X	○	○	○	○	○
Circuit module	○	○	○	○	○	○
Speaker	○	○	○	○	○	○
Microphone	○	○	○	○	○	○
Lithium battery	○	○	○	○	○	○
Cable	○	○	○	○	○	○
Other	○	○	○	○	○	○

This form is compiled in accordance with the provisions of SJ/T 11364.

○: The harmful substance in all homogeneous materials of this component is below the limit requirements specified in GB/T 26572.

X: This indicates that the content of the hazardous substance exceeds the limit requirements specified in GB/T 26572 in at least one homogeneous material of the component.

All the components labeled with "X" in the table comply with the European Union RoHS Directive 2011/65/EU, which restricts the use of certain hazardous substances in electronic and electrical equipment.

Note: The reference symbol for the environmentally friendly service life depends on the temperature, humidity, and other conditions under which the product operates normally.

Legal Notices

Copyright © ULTRA SLOPE 2022.
All rights reserved.

The contents and images included in the materials enclosed in the package of this product are for reference only. The actual product may have slight differences in appearance, color, size, and supported functions (software upgrades may update product functions), please refer to the actual product.

The Bluetooth® word mark and logos are registered trademarks owned by Bluetooth SIG, Inc. Any use of such marks by Nanjing Ultra Slope Sport Technology Co., Ltd. is under license.

APP



**Scan QR code TO downloading
ULTRA SLOPE APP**

The after-sales service



**Scan QR code TO follow
ULTRA SLOPE on WeChat**

Warranty Information

Product Information:

Product Name _____

Product Model _____

Serial Number _____

Purchase date _____

User Information:

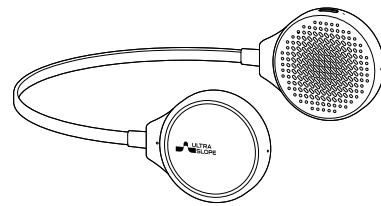
Name _____

Phone Number _____

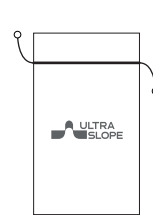
Address _____



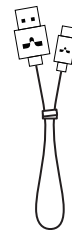
Packing List



Headphone




Dust Bag



Charging Cable



Manual



Quick Guide

Control

Right Control

Click to answer/end calls
Click to pause/play music
Press and hold to talk to send intercom
Three taps to wake up the voice assistant

Left Upper Control

Press and hold for 3 seconds to power on
Click to increase volume
Double-click to switch to the previous song
Press and hold for 5 seconds to power off
Press and hold for 7 seconds to enter
Bluetooth pairing mode

Left Lower Control

● Click to Decrease volume
●● Double click to switch to the next song

Indicator description

Power On

● — ● Blue light flashes 2 times quickly

Bluetooth pairing mode

● — ● Purple light flashes quickly

Bluetooth connected

● Purple light on

Bluetooth disconnected

■ — ■ Purple light flashes Slowly

Charging

● Red light on

Fully charged

● Blue light On

Power off

● — ● Red light flashes quickly

Specifications

Product Name: ULTRA SLOPE SNOWKIE

Product Model: UTS SK Lite V1.0

Speaker Unit: 40mm titanium film unit

Chip: BES2300 from Hangxuan

Battery: Continuous playback for 10 hours

Operating Temperature: -20°C~45°C

Input: 5V1A (1000 mA)

Weight: 65g

Connection Method: Bluetooth 5.0

Modulation Method: GFSK, π/4-DQPSK, 8-DPSK

Max Communication Range: 10M

Frequency Band: 2400 MHz -2483.5 MHz

Warranty

ULTRA SLOPE product strictly follows the "Consumer Rights and Interests Protection Law of the People's Republic of China" and the "Product Quality Law of the People's Republic of China" to implement after-sales three guarantees services, with the following content:

I. Warranty Policy

1. Within 7 days from the date of purchase (including the 7th day), if there is a non-human performance failure of the product's mainframe, you can choose to clear the payment once according to the invoice price, or replace it with the same model and specification, or choose free repair;
2. From the 8th day to the 15th day after the date of purchase (including the 15th day), if there is a non-human performance failure of the product's mainframe, you can choose to replace it with the same model and specification, or choose free repair;
3. Within 12 months from the date of purchase, if there is a non-human performance failure of the product's mainframe, you can enjoy free maintenance service.

II. Non-warranty provisions

1. Unauthorized repair, incorrect use, collision, liquid ingress, accident, modification, human damage, incorrect use of non-product accessories, or tearing, altering labels, anti-counterfeit marks;
2. The warranty period has expired;
3. Damage caused by force majeure.

Manufacturer: Shenzhen 3Nod Digital Technology Co., Ltd

Address: No.15 Zhongfu Road, Tangxiayong Community, Songgang Street, Bao'an District, Shenzhen, Guangdong Province.

Safety Information

- Do not expose this product to open flames or other heat sources, as it may pose a risk of fire.
- This product is not waterproof. Do not submerge it in water or place it in a sink or container with water. If the ear cushions or knit hat get wet, let them dry completely before putting them back on the product.
- Do not subject the device to excessive impact.
- To prevent radio wave interference, keep the device at least 1 centimeter away from implanted medical devices or personal medical devices (such as pacemakers, cochlear implants, hearing aids, etc.), and consult with their manufacturer regarding restrictions on the use of this device.
- Do not change the transmission frequency or transmission power on your own, and do not modify the transmitting antenna.
- Do not disassemble this product yourself. The lithium battery cannot be replaced by yourself. If repair is necessary, contact customer service.
- Do not cover or block the microphone opening on the headset.
- To avoid possible hearing damage, do not use at high volume for long periods.
- When using this product while skiing, ensure that you can hear surrounding sounds and pay attention to your own safety.
- When using this product while skiing, make sure it is placed in a helmet ear cushion or knit hat that can secure the device.
- Do not use solvents such as thinner, benzene or alcohol to clean the device to avoid damage to the surface. To clean, use a dry soft cloth or soak a soft cloth in neutral detergent, wring it out, and wipe it.

Hazardous substances in the product

COMPONENTS	Substances					
	(Pb)	(Hg)	(Cd)	(Cr(VI))	(PBB)	(PBDE)
Case	○	○	○	○	○	○
Electronic component	x	○	○	○	○	○
Circuit module	○	○	○	○	○	○
Speaker	○	○	○	○	○	○
Microphone	○	○	○	○	○	○
Lithium battery	○	○	○	○	○	○
Cable	○	○	○	○	○	○
Other	○	○	○	○	○	○

This form is compiled in accordance with the provisions of SJ/T 11364.
○: The harmful substance in all homogeneous materials of this component is below the limit requirements specified in GB/T 26572.
x: This indicates that the content of the hazardous substance exceeds the limit requirements specified in GB/T 26572 in at least one homogeneous material of the component.
All the components labeled with "x" in the table comply with the European Union RoHS Directive 2011/65/EU, which restricts the use of certain hazardous substances in electronic and electrical equipment.
Note: The reference symbol for the environmentally friendly service life depends on the temperature, humidity, and other conditions under which the product operates normally.

Legal Notices

Copyright © ULTRA SLOPE 2022.
All rights reserved.

The contents and images included in the materials enclosed in the package of this product are for reference only. The actual product may have slight differences in appearance, color, size, and supported functions (software upgrades may update product functions), please refer to the actual product.

The Bluetooth® word mark and logos are registered trademarks owned by Bluetooth SIG, Inc. Any use of such marks by Nanjing Ultra Slope Sport Technology Co., Ltd. is under license.

APP



Scan QR code TO downloading
ULTRA SLOPE APP

The after-sales service



Scan QR code TO follow
ULTRA SLOPE on WeChat

Warranty Information

Product Information :

Product Name _____

Product Model _____

Serial Number _____

Purchase date _____

User Information :

Name _____

Phone Number _____

Address _____

USER MANUAL

SNOWKIE SKI HEADPHONE

FCC Statement

This equipment has been tested and found to comply with the limits for a Class B digital device, pursuant to part 15 of the FCC Rules. These limits are designed to provide reasonable protection against harmful interference in a residential installation. This equipment generates, uses and can radiate radio frequency energy and, if not installed and used in accordance with the instructions, may cause harmful interference to radio communications. However, there is no guarantee that interference will not occur in a particular installation. If this equipment does cause harmful interference to radio or television reception, which can be determined by turning the equipment off and on, the user is encouraged to try to correct the interference by one or more of the following measures:

- Reorient or relocate the receiving antenna.
- Increase the separation between the equipment and receiver.
- Connect the equipment into an outlet on a circuit different from that to which the receiver is connected.
- Consult the dealer or an experienced radio/TV technician for help.

Caution: Any changes or modifications to this device not explicitly approved by manufacturer could void your authority to operate this equipment. This device complies with part 15 of the FCC Rules . Operation is subject to the following two conditions: (1) This device may not cause harmful interference, and (2) this device must accept any interference received, including interference that may cause undesired operation.

RF Exposure Information

The device has been evaluated to meet general? RF exposure requirement.

The device can be used in portable exposure condition, compliance with exposure requirements.