



PROFESSIONAL AUDIO SPEAKER

MODEL: TPS125W

USER MANUAL

15 INCH ACTIVE 2-WAY PA SPEAKER WITH BT



Thank you very much for buying this speaker box, please kindly read instruction before operating the product.

Safety matters

Matters needing attention

Please read the following contents carefully before operation * Please store this manual in a safe place for future reference.

Warning

In order to avoid serious injury or even death caused by electric shock, short circuit, injury, fire or other hazards, please observe the following basic precautions. These precautions include but are not limited to the following situations:

Power supply/power cord

- Do not place the power cord near heat sources such as heaters or radiators. Do not bend or damage the power cord too much. Do not press heavy objects on it. Do not place it where it may be trampled and tripped or crushed.
- Only use the rated voltage specified by this product. The required voltage is printed on the nameplate of the product.
- Use only the supplied power cord/plug. If you need to use this device in a region other than the region where you purchased it, the supplied power cord may not be compatible. Please consult your dealer.
- Check the electrical plug regularly to remove the dirt or dust accumulated on the Plug.
- Be sure to connect to a suitable power outlet with a protective grounding connection. Improper grounding may cause electric shock.

Do not open

- This equipment does not contain any user serviceable parts. Do not open the equipment or attempt to disassemble its internal parts or make any modification. In case of any abnormality, please stop using immediately and ask qualified maintenance personnel for maintenance.

Warning about humidity

- Do not let the equipment get wet or use it near water or in a humid environment, or put containers containing liquids(such as vases, bottles or glasses)on them,otherwise liquid may splash into any openings. If any liquid such as water seeps into the unit, please immediately cut off the power supply and unplug the power cord from the AC power socket. Then ask qualified maintenance personnel to repair the equipment.
- Never plug or unplug the power cord with wet hands.

Fire Alarm

- Do not place burning objects, such as candles, on the equipment. Burning objects may topple and cause a fire.

When aware of any abnormalities

- In case of any of the following problems, please turn off the power switch immediately and unplug the power cord plug from the power socket. Then ask the maintenance personnel for maintenance.

-The power cord or plug is worn or damaged.

-Emit abnormal odor or smoke.

-Some objects fall into the equipment.

-The sound is suddenly interrupted when using the device.

- If the equipment falls or is damaged, please turn off the power switch immediately, pull out the power cord plug from the power socket, and ask qualified maintenance personnel to repair the equipment.

Be careful

In order to avoid personal injury, equipment or property damage that may occur to you or others around you, please observe the following basic precautions. These precautions include but are not limited to the following situations:

Power supply/power cord

- When unplugging the power cord plug from the device or power outlet, be sure to grasp the plug instead of the power cord. Pulling the power cord directly may damage it.
- When the equipment is not used for a long time, or during a lightning storm, please unplug the power plug from the power socket.

Placement position

- Do not place the speaker in an unstable position. If the speaker is not securely fixed, please do not install it at a place where it is easy to fall, even if the surface is flat.
- Do not block the upper and lower parts. There are heat dissipation devices at the top and bottom of the speaker to prevent the internal temperature of the speaker from being too high. In particular, do not place the speaker side down or upside down. Poor heat dissipation may cause overheating, and may damage the product, or even cause a fire.
- Do not use this equipment in a closed and poorly ventilated location. Please make sure that there is enough space between the surrounding walls or other equipment that the speaker is suitable for: at least 30cm space on both sides, at least 50cm space behind, and at least 30cm space above. Poor ventilation may cause overheating, damage equipment and even cause fire.
- When transporting or moving the speaker, do not hold the bottom of the speaker. Otherwise, your hands may be caught under the speaker, causing personal injury.
- Do not place the equipment in the air that may be exposed to corrosive gas or salt. Failure to do so may result.
- Before moving the equipment, be sure to unplug all connected cables.
- When moving the speaker, be sure to select an AC power socket that is easy to plug and unplug. If there is a problem or failure, turn off the power switch immediately and pull the plug out of the power socket. Even if the power switch is turned off, a very small amount of current will flow to the product. When you want to not use this product for a long time, be sure to unplug the power cord from the AC power socket.

Connect

- Before connecting this device to other devices, turn off the power switch of all devices.

Maintenance

- When cleaning the equipment, be sure to unplug the power plug from the AC power socket.

Handle with care

- Do not insert your fingers or hands into any gap or opening in the speaker port.
- Avoid inserting or dropping external sundries (paper, plastic, metal, etc.) into any gap or opening on the product panel and into the speaker port. If this happens, turn off the power immediately, and then unplug the power cord from the AC power outlet. Then ask qualified maintenance personnel to repair the equipment.
- Do not press your body on the equipment or place heavy objects on it. Avoid exerting too much force when operating buttons, switches or sockets.
- Do not use the speaker at a very high or uncomfortable volume level for a long time, or it may cause permanent hearing damage. If you experience hearing loss or tinnitus, seek medical attention.
- Do not use this device if the sound is distorted. Continued use in this state may cause overheating of the equipment and cause fire.
- Do not drag and drop any connected cables, such as audio cables and power cables. Otherwise, the speaker may fall down, causing equipment damage or personal injury.

TUMAN Pro will not be responsible for any loss, data loss or damage caused by improper use or unauthorized modification of this equipment.

matters needing attention

To avoid possible damage or failure of this product, please pay attention to the following items.

Only suitable for safe use in areas below 2000 meters above sea level!

Only suitable for safe use in non tropical climate conditions!

Operation and maintenance

- In order to avoid appearance deformation, unstable operation or damage to internal components, do not put the equipment in an environment with a lot of dust, vibration, extreme cold or hot (such as direct sunlight, near the heater or in a car in the hot sun).
- Do not put ethylene or plastic or rubber objects on the equipment, otherwise the panel may be discolored.
- When cleaning the equipment, use a soft, dry cloth. Do not use paint thinner, solvent, cleaning solution or cleaning cloth soaked in chemical substances.
- Condensation in equipment may occur due to rapid changes in ambient temperature for example, when equipment moves from one place to another, or when the air conditioner is turned on or off. Use of this equipment in the event of condensation may cause damage. If there is reason to believe that condensation may have occurred, please leave the equipment for several hours without turning on the power until the condensation completely disappears.
- Do not set any equalizer and LEVEL at the maximum position. Otherwise, according to the specific state of the connected equipment, feedback may be caused and the speaker may be damaged.
- When turning on the AC power supply of the audio system, always turn on the device last to avoid damaging the speaker. Similarly, when turning off the power, please turn off the speaker first.

Used near the speaker system

Mobile phones may cause noise.

In case of noise, please use the mobile phone away from the speaker system.

- It is normal to release air flow from the bass reflection port, which often occurs when the speaker processes audio signals containing subwoofer content.
- Be sure to turn off the power when the device is not in use.

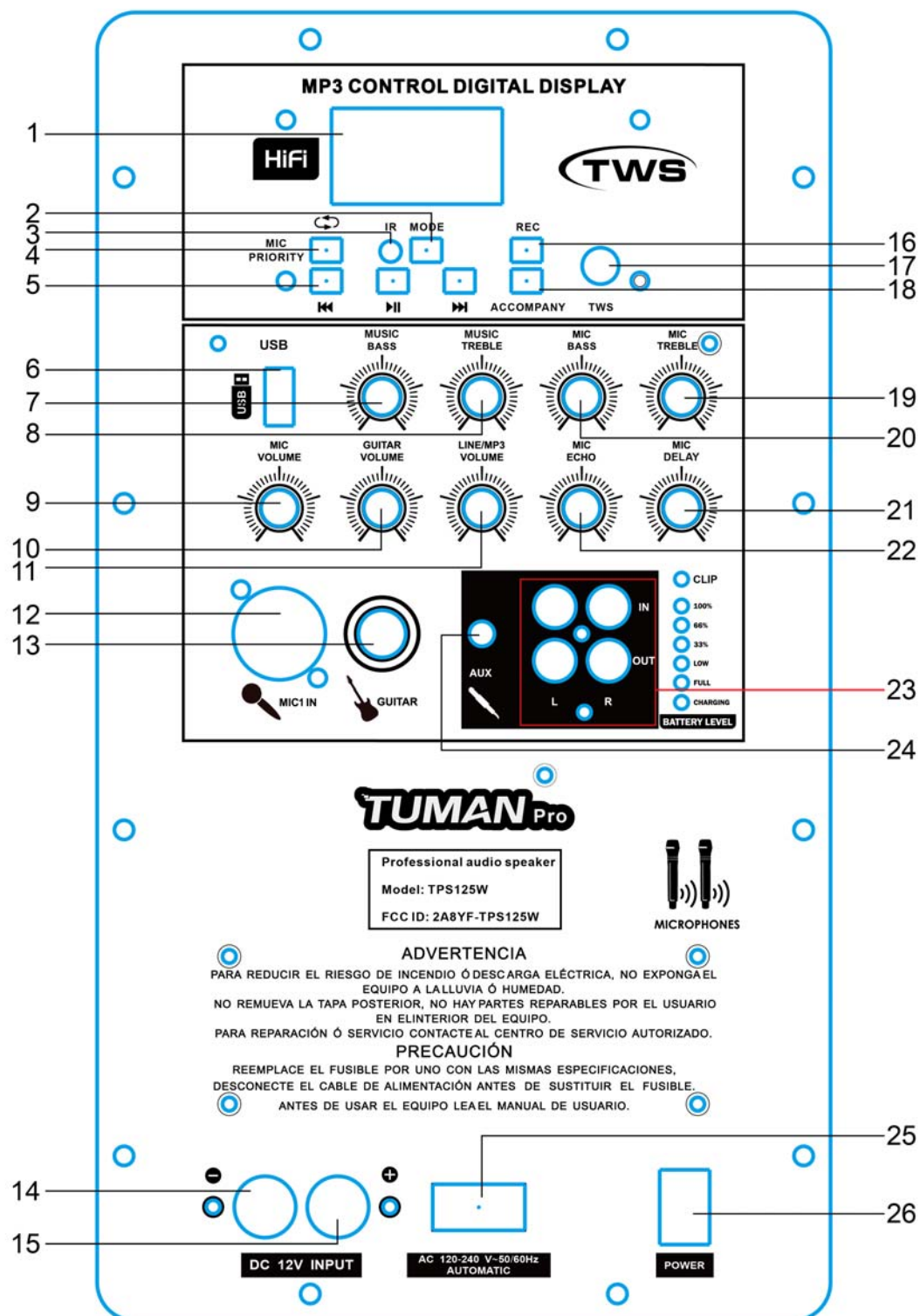
Notes:

- Please read the entire attached document carefully before using the device for your reference.
- The power supply must match the demand of the device with reliable ground wire.
- All covering signal should be complicated with the demand of device
- The device should be equipped far away high temperature, moisture and powerful electro and magnetic field.
- Please don't use the organic cleaner but dry soft cloth to clean the device.
- When not in use, unplug the unit from the mains.
- Set the unit to the lowest volume prior to switching it on.
- Only use suitable means of transportation if you want to move the speaker box

Technical specification and Amplifier function:

1. Woofer: 15"
2. Tweeter: 1" compression driver
3. With Bluetooth
4. With AUX input function
5. With USB,LCD Display, TWS function
6. With 2 band EQ
7. With 6.35mm and XLR connect
8. Built in 12V 9A Lead-Acid Rechargeable battery
Working Time: 4~5 Hours @70% Master volume Level
9. RMS: 180 Watts
10. Voltage: AC 120V~ 60Hz
AC 240V~ 50Hz

Amplifier Function Description




1. MP3 CONTROL DIGITALDISPLAYSD PORT
2. MODE:Press Switch between USB/SD /FM /BLUETOOTH
3. REMOTE CONTROL
4. MIC PRIORITY
5. MP3 Player Buttons



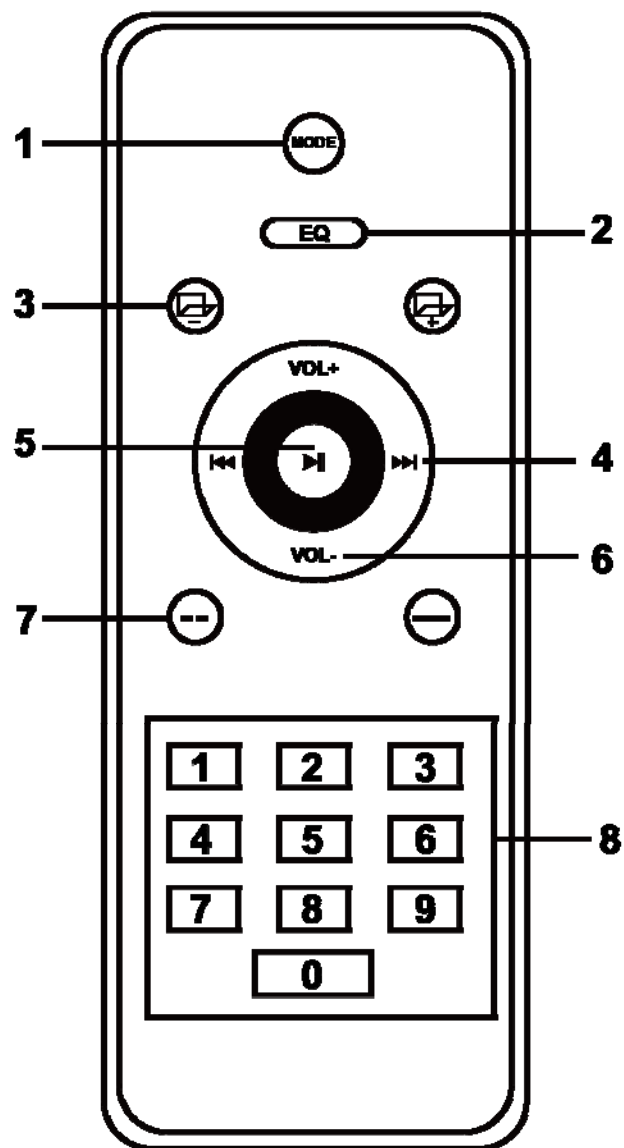
A:  Short Press: Switch Return

B:  Short Press: Switch Next

C:  Short Press: Play/Pause - Long Press to Open FM

6. USB
7. MUSIC BASS
8. MUSIC TREBLE
9. MIC VOLUME
10. GUITAR VOLUME
11. LINE/MP3 VOLUME
12. MIC1 INPUT
13. GUITAR INPUT
14. DC 12VINPUT-
15. DC 12VINPUT+
16. REC
17. TWS
18. ACCOMPANY
19. MIC TREBLE
20. MIC BASS
21. MIC DELAY
22. MIC ECHO
23. RCA IN/OUT
24. INPUT
25. AC INPUT
26. POWER SWITCH

Remote control



1. Mode: Select USB, FM, Bluetooth, Line in Function
2. Select EQ options
3. Back / forward track file
4. Back / forward track song
5. Stop/play button
6. Decrease/increase volume
7. Directly selector
8. Buttons selection

PACKAGE INCLUDES:

1. 15"Active speaker box
2. 2 Wireless microphone
3. 1 Remote control
4. 1 Power cord
5. 1 User manual

Warranty and Disclaimer

TUMAN Pro warrants that it will be responsible for all defects in materials and workmanship of the product under normal use within one year from the date of purchase. As long as customers present the original invoice for the purchase of this product, with the purchase date, product serial number and the seal of the authorized distributor clearly written on it, they can get free maintenance services including installation of parts and labor during the maintenance period.

Important matters: The warranty service does not include any man-made accident, abuse or misuse, unreasonable use, or obvious dirt or damage on the surface due to careless use, corrosion or falling off of parts, unauthorized maintenance or damage caused by the buyer's failure to follow the normal operating procedures outlined in the manual. If the customer chooses to have the product repaired by a person not authorized by IPC, the warranty service for this product will automatically waived.

This device complies with part 15 of the FCC Rules. Operation is subject to the following two conditions: (1) This device may not cause harmful interference, and (2) this device must accept any interference received, including interference that may cause undesired operation.

FCC warning:

Any Changes or modifications not expressly approved by the party responsible for compliance could void the user's authority to operate the equipment.

Note: This equipment has been tested and found to comply with the limits for a Class B digital device, pursuant to part 15 of the FCC Rules. These limits are designed to provide reasonable protection against harmful interference in a residential installation. This equipment generates uses and can radiate radio frequency energy and, if not installed and used in accordance with the instructions, may cause harmful interference to radio communications. However, there is no guarantee that interference will not occur in a particular installation. If this equipment does cause harmful interference to radio or television reception, which can be determined by turning the equipment off and on, the user is encouraged to try to correct the interference by one or more of the following measures:

- Reorient or relocate the receiving antenna.
- Increase the separation between the equipment and receiver.
- Connect the equipment into an outlet on a circuit different from that to which the receiver is connected.
- Consult the dealer or an experienced radio/TV technician for help.

This equipment complies with FCC radiation exposure limits set forth for an uncontrolled environment. This equipment should be installed and operated with minimum distance 20cm between the radiator & your body.