



**External Photographs for the Model No. / PMN: D45 V1 / UV Smart D45**


**1. Radiated Test Setup**




**Photo 1 Radiated Test Setup from 9 kHz to 30 MHz**



**Photo 2 Radiated Test Setup from 9 kHz to 30 MHz**



**Photo 3 Radiated Test Setup from 30 MHz to 1 GHz**




**Photo 4 Radiated Test Setup from 30 MHz to 1 GHz**



## **2. Bench Tests Setup (99% / 20 dB Bandwidth + Frequency Stability)**



**Photo 5 Bench test set up for (99% / 20 dB Bandwidth and Frequency Stability) (@ Ambient + Extreme Temperature, as required)**




**Photo 6 Bench test set up for (99% / 20 dB Bandwidth and Frequency Stability) (@ Ambient + Extreme Temperature, as required)**

### **3. AC Conducted Emission**



**Photo 7 AC conducted emission**



**Photo 8 AC conducted emission**