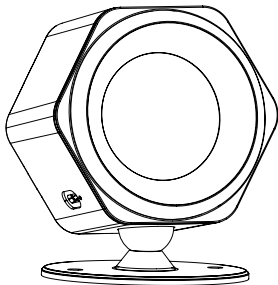


# JSK-C38 Operating Instructions

(RGB wall lamp controller)



Please read this Instruction thoroughly before using this product

## **1. Instructions:**

(1) Thank you for choosing our Model JSK-C38.

(2) Before installing and using this product, please read this Instruction carefully to ensure complete understanding of this Instruction and avoid unnecessary damage.

## **2. note:**

To ensure the integrity and safety of the product, please follow the prompts and reminders on this Instruction.

Attention!

Handle with caution! Please read the safety precautions carefully:

(1) Try to avoid areas with lightning, strong magnetic fields, humidity, and high voltage during installation.

(2) Ensure that the wiring is correct and firm to avoid accidents such as short circuits damaging components and Controller overload damage.

(3) If there is a problem, please do not repair it privately. If you have any questions, please contact the supplier.

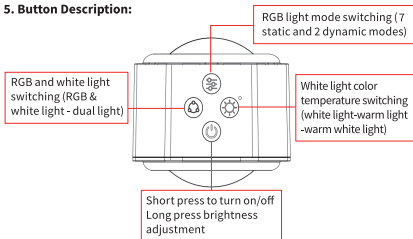
## **3. Product Introduction:**

This product is an RGB wall lamp with a controller. Users can adjust the brightness of the product, select static colors, and switch between various dynamic lighting effects.

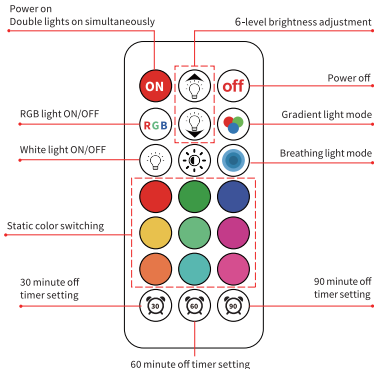
#### 4. Technical Parameter:

Power supply battery	Built-In 3000mAh Li-On Battery
Control mode	Button+433MHz remote control
Input power supply	Type-C: 5V/2A
Working hours	6-8 Hrs
Charging hours	2.5-3 Hrs
Power	2.5W

#### 5. Button Description:



## 6. Remote Control Button Description:



## FCC WARNING

This device complies with part 15 of the FCC Rules. Operation is subject to the following two conditions: (1) this device may not cause harmful interference, and (2) this device must accept any interference received, including interference that may cause undesired operation.

Any changes or modifications not expressly approved by the party responsible for compliance could void the user's authority to operate the equipment.

NOTE: This equipment has been tested and found to comply with the limits for a Class B digital device, pursuant to Part 15 of the FCC Rules. These limits are designed to provide reasonable protection against harmful interference in a residential installation. This equipment generates, uses and can radiate radio frequency energy and, if not installed and used in accordance with the instructions, may cause harmful interference to radio communications.

However, there is no guarantee that interference will not occur in a particular installation. If this equipment does cause harmful interference to radio or television reception, which can be determined by turning the equipment off and on, the user is encouraged to try to correct the interference by one or more of the following measures:

- Reorient or relocate the receiving antenna.
- Increase the separation between the equipment and receiver.
- Connect the equipment into an outlet on a circuit different from that to which the receiver is connected.
- Consult the dealer or an experienced radio/TV technician for help.

The device has been evaluated to meet general RF exposure requirement. The device can be used in portable exposure condition without restriction.