

**AT\_CRA**

# Technical Documentation



**FCC ID**

**2A88I-AT-CRA**

## Publication History

Version	Date	Modification description
01	November 4, 2022	Creation of the document

AT\_CRA

# Technical Documentation

## External Photos




Open front view

**AT\_CRA**

# Technical Documentation

**External Photos**



Open rear view

**AT\_CRA**

# Technical Documentation

External Photos



Front View

**AT\_CRA**

# Technical Documentation

External Photos



Rear View

**AT\_CRA**

# Technical Documentation

External Photos



Right side View

**AT\_CRA**

## **Technical Documentation**

**External Photos**



Left side View

**AT\_CRA**

# Technical Documentation

External Photos



Top View



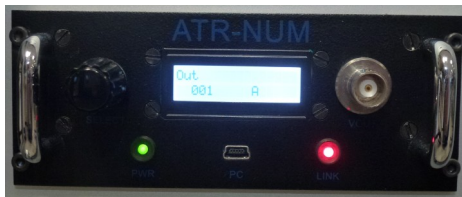
**AT\_CRA**

# Technical Documentation

External Photos



Botom View




Mini USB



Ethernet RJ45

External In/Out (1)




SMB connectors  
Analog  $\pm$  5V Outputs




BNC connector  
Data input

External In/Out (2)



Inductive N connector  
Power supply output



Mains  
Power input 100/230 V AC

In/Out (3)