




Test Positions

Front Side (Separation distance of 0mm)	Back Side (Separation distance of 0mm)
 A photograph showing the front side of a tablet held in a white test fixture. The tablet is positioned horizontally, and the fixture's components are visible around it. The background shows a laboratory setting with yellow equipment.	 A photograph showing the back side of a tablet held in a white test fixture. The tablet is positioned horizontally, and the fixture's components are visible around it. The background shows a laboratory setting with yellow equipment.
Top Side (Separation distance of 0mm)	
 A photograph showing the top side of a tablet held in a white test fixture. The tablet is positioned vertically, and the fixture's components are visible around it. The background shows a laboratory setting with yellow equipment.	

END