

Appendix IV EUT Internal Photographs

Photo 6 Internal of EUT




Photo 7 Internal of EUT




Photo 8 Battery parameters



Photo 9 Appearance of PCB




Photo 10 Appearance of PCB




Photo 11 Appearance of PCB




Photo 12 Appearance of PCB




Photo 13 Appearance of PCB




Photo 14 Appearance of PCB




Photo 15 Appearance of PCB




Photo 16 Appearance of PCB




Photo 17 Appearance of PCB

