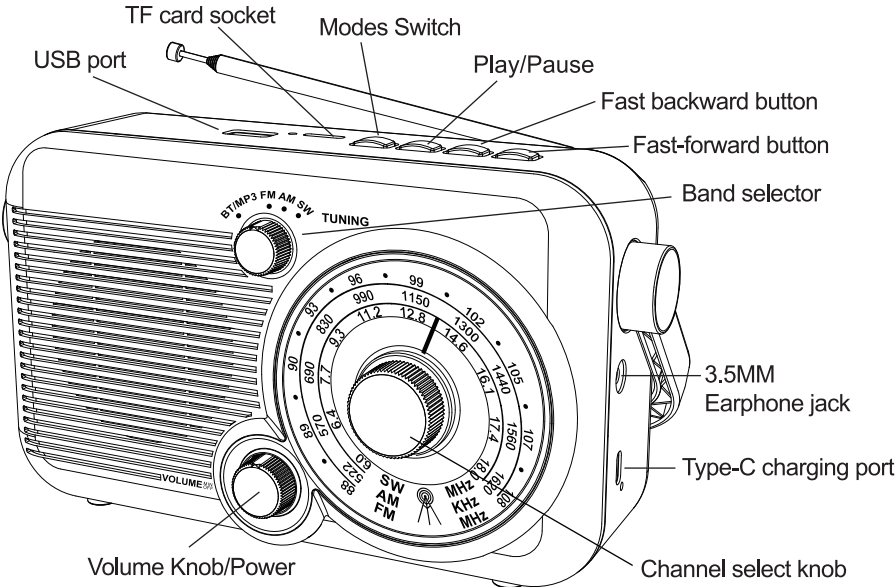


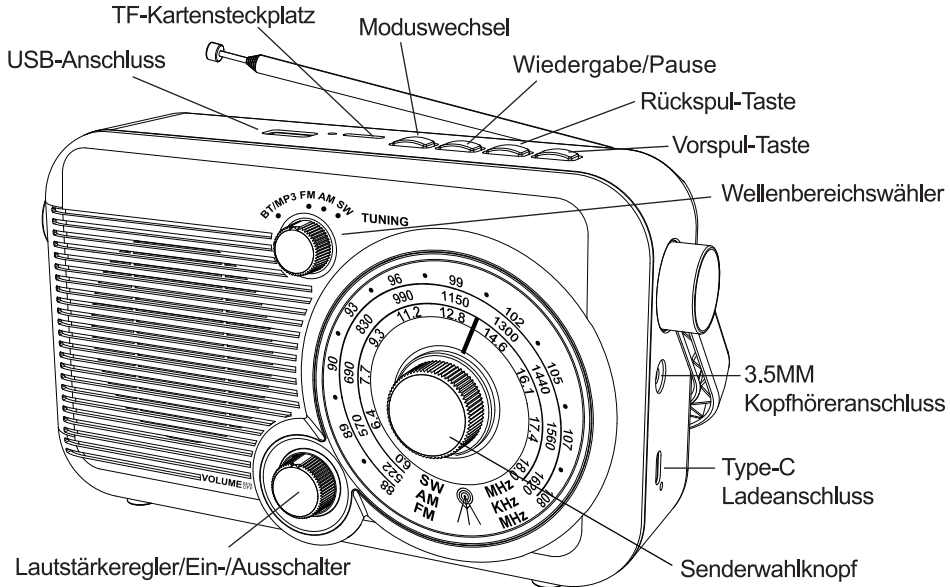
EN

USER MANUAL



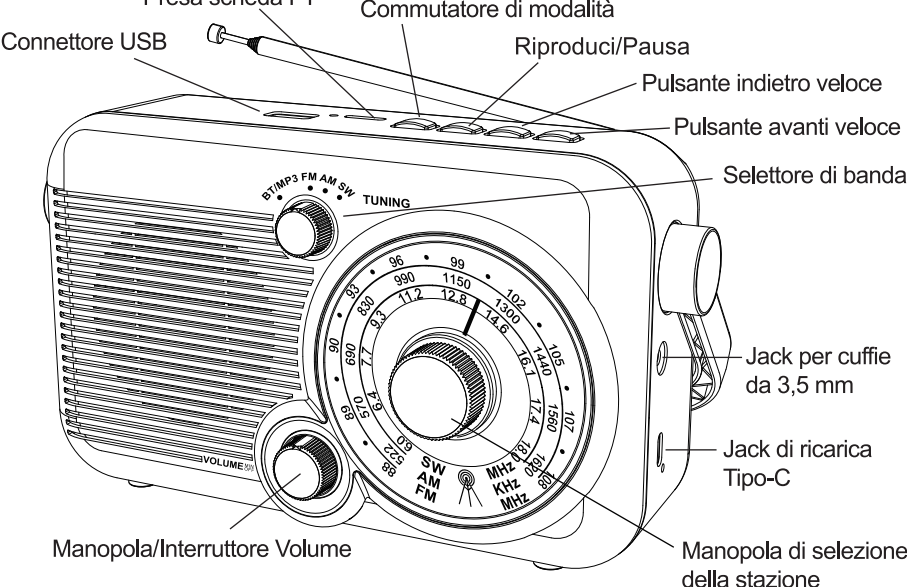
DE

Gebrauchsanweisung



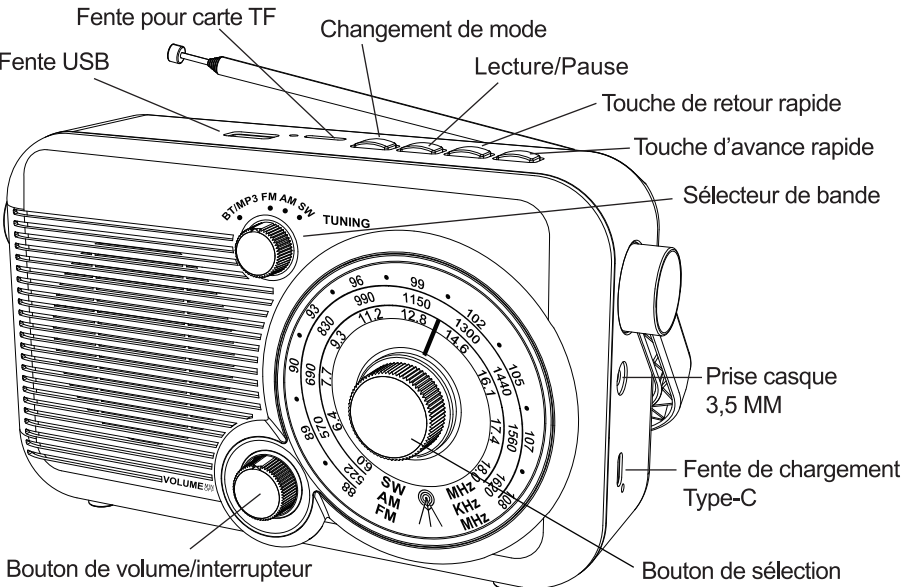
IT

Manuale Utente



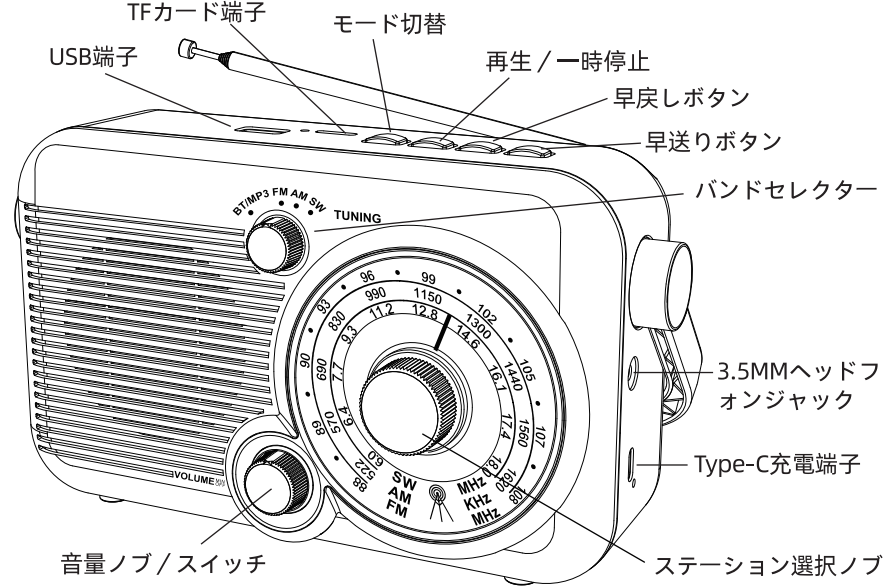
FR

Manuel d'utilisation



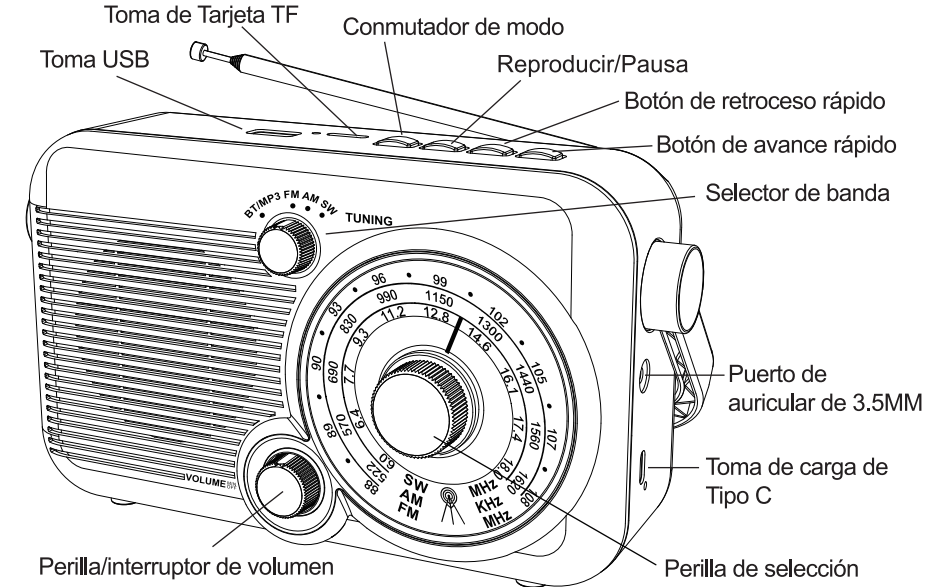
JP

取扱説明書



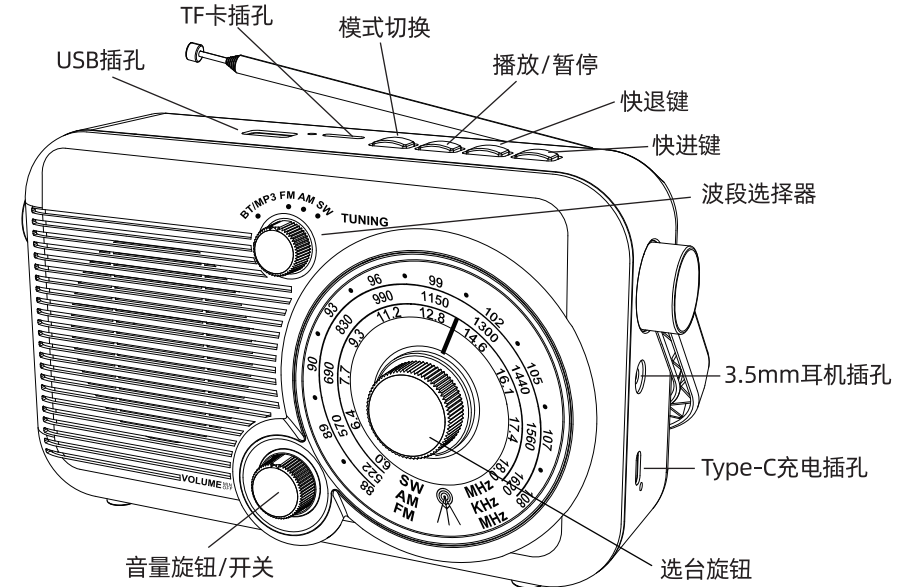
ES

Manual de Instrucciones



中文

说明书



- I、Radio:**  
1. Turn the volume knob to turn on the radio and adjust to the appropriate volume. Use the band selector to choose MP3/FM/AM/SW mode. For better reception, please adjust the direction of the fuselage when listen to AM radio, pull out the tie rod antenna and adjusted to the appropriate position when listen to FM radio. Rotate the frequency selector knob, check the position of the tuning pointer in the indicator window, and select the station you want to listen to.
- II、MP3 player:**  
1. Turn the band selector knob to MP3 mode, MP3 mode have 3 ways to play: Bluetooth / U-Disk / TF card. The “MODE” button can switch between this 3 modes, every time you switch mode will have voice prompts. (Note: TF card / U disk mode needs to insert the device before using).  
2. Bluetooth name: MG004, you can search and connect it on your Bluetooth enabled device.  
3. U-Disk / TF card support MP3/WMA/WAV format file.  
4. The radio will automatically play the first inserted audio device (USB disk/TF card) in MP3 mode.
- III、Pre-cautions**  
1. The radio is built-in lithium battery, please charge in time when the radio signal and music playback jam.  
2. It's recommended to use DC/5V power supply charging, charging time is about 5 hours.  
3. This radio can be powered by 2 D-batteries, please remove the dry batteries out of the battery compartment if you do not use the radio for a long time to prevent battery leakage.

Frequency Range	FM: 88-108MHZ	Sensitivity	FM: 12dB
	AM: 520-1710KHZ		AM: 83dB
	SW: 6.0-18.0MHZ		SW: 15dB
Battery	3.7V/1200mAh	Product Weight	About 642g
Charging Input	DC 5V	Product Size	234*176*87mm



## FCC Warning

This device complies with part 15 of the FCC Rules. Operation is subject to the following two conditions: (1) This device may not cause harmful interference, and (2) this device must accept any interference received, including interference that may cause undesired operation.

Any Changes or modifications not expressly approved by the party responsible for compliance could void the user's authority to operate the equipment.

**Note:** This equipment has been tested and found to comply with the limits for a Class B digital device, pursuant to part 15 of the FCC Rules. These limits are designed to provide reasonable protection against harmful interference in a residential installation. This equipment generates uses and can radiate radio frequency energy and, if not installed and used in accordance with the instructions, may cause harmful interference to radio communications. However, there is no guarantee that interference will not occur in a particular installation. If this equipment does cause harmful interference to radio or television reception, which can be determined by turning the equipment off and on, the user is encouraged to try to correct the interference by one or more of the following measures:

- Reorient or relocate the receiving antenna.
- Increase the separation between the equipment and receiver.
- Connect the equipment into an outlet on a circuit different from that to which the receiver is connected.
- Consult the dealer or an experienced radio/TV technician for help.

The device has been evaluated to meet general RF exposure requirement. The device can be used in portable exposure condition without restriction.