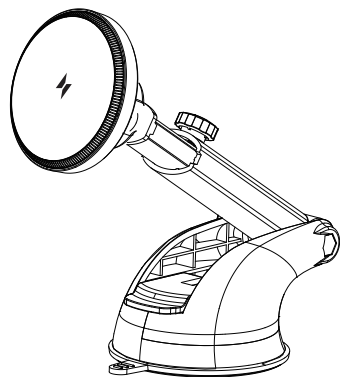


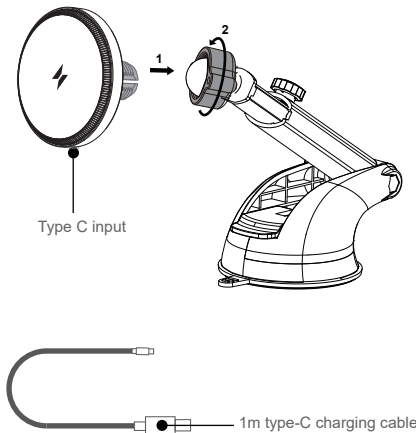
尺寸：65X90MM
材质：80G书写纸正反

15W MAGNETIC WIRELESS
CAR CHARGER MOUNT



X34
User Manual

Universal Wireless Charging Car Mount



Specifications

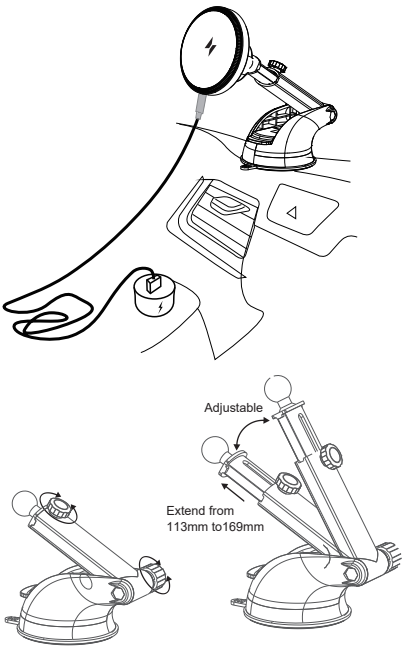
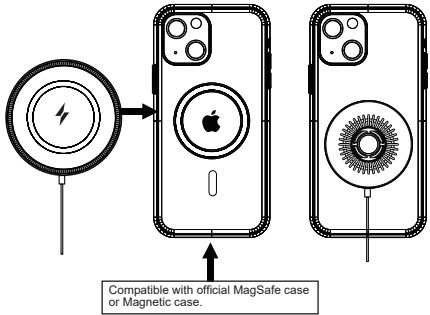
- Input: DC 5V2A, 9V2.22A
- Output:5W, 7.5W, 10W, 15W
- Transmission distance: ≤5mm
- Charging efficiency: 75% Max

Features

- A circle of powerful magnets works perfectly with the iPhone 12 and later, to make your phone safer.
- It can be safely connected to your car's air vent thanks to the super durable adjustable hook with an anti-fall system.
- Perfect match with iPhone 12 and later or Qi-enabled phones at up to 15W.

Work MagSafe® Compatible Devices

*Up to 7.5W wireless charging for iOS devices.



Telescopic arm car dashboard holder base

1.After repeated use many times, if the gel sticker surface dirt too much,and it can't attached the device strongly,this gel sticker can be cleaned by water and washing ,it can be repeated use after cleaning and dry.



This Gel sticker is optional

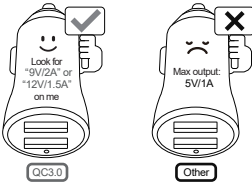
Notice:

- 1.This Gel sticker can be repeated use and washable.
- 2.Don't put this device into high temperature and heat place.



After repeated use many times, if the gel sticker surface dirt too much, and it cannot attached the device strongly, this gel sticker can be cleaned by water and washing supplies, it can be repeated use after cleaning.

Choosing the right adapter



Using multiple ports on the same adapter can slow down charging.
* A QC3.0 adapter in the package content not included.

Note

- Only for iPhone 12 or later Series (MagSafe Case Friendly)
- Please use case with official MagSafe or thirdpart case ,Not applicable to other phone cases.

- With iOS 16, charging is put on hold when your iPhone becomes too hot or too cold to charge.When the following screenshot occurs.



To resume charging your iPhone as quickly as possible, move it to a cooler or warmer location, or if your iPhone is in use, put it to sleep.



- If a temperature warning screen appears.

To resume use of your device as quickly as possible, turn it off, move it to a cooler environment (away from direct sunlight), and allow it to cool down.

FCC STATEMENT :

This device complies with Part 15 of the FCC Rules. Operation is subject to the following two conditions:

- (1) This device may not cause harmful interference, and
- (2) This device must accept any interference received, including interference that may cause undesired operation.

Warning: Changes or modifications not expressly approved by the party responsible for compliance could void the user's authority to operate the equipment.

NOTE: This equipment has been tested and found to comply with the limits for a Class B digital device, pursuant to Part 15 of the FCC Rules. These limits are designed to provide reasonable protection against harmful interference in a residential installation. This equipment generates uses and can radiate radio frequency energy and, if not installed and used in accordance with the instructions, may cause harmful interference to radio communications. However, there is no guarantee that interference will not occur in a particular installation. If this equipment does cause harmful interference to radio or television reception, which can be determined by turning the equipment off and on, the user is encouraged to try to correct the interference by one or more of the following measures:

- Reorient or relocate the receiving antenna.
- Increase the separation between the equipment and receiver.
- Connect the equipment into an outlet on a circuit different from that to which the receiver is connected.
- Consult the dealer or an experienced radio/TV technician for help.

FCC Radiation Exposure Statement

This equipment complies with FCC radiation exposure limits set forth for an uncontrolled environment. This equipment should be installed and operated with minimum distance of 20 cm between the radiator and your body. This transmitter must not be co-located or operating in conjunction with any other antenna or transmitter.

15W MAGNETIC WIRELESS
CAR CHARGER MOUNT